



HARRIS COUNTY EMERGENCY SERVICES DISTRICT #1


BOARD OF COMMISSIONERS REGULAR MEETING

Meeting Date:	Tuesday, May 27, 2025	Location:	2800 Aldine Bender Road
Meeting Time:	10:00 a.m.		Houston, Texas 77032
Posting Date:	Thursday, May 22, 2025		

AGENDA

1. Call to order
2. Moment of Silence and Pledge of Allegiance
3. Roll Call of Commissioners
4. Adoption of agenda
5. Open Forum*
6. Open Comments from the Board of Commissioners
7. Review and possibly approve all Meeting Minutes
8. Report from Building Committee
9. Possible action on Building Committee report
10. Discuss and possibly approve The Morton Accounting Services' monthly report and authorize payment of bills
11. Possible action on The Morton Accounting Services' monthly report
12. Discuss and possibly approve renewal of cyber insurance policy
13. Harris County Emergency Corps Report (JH)
14. Possible action on Harris County Emergency Corps Report
15. Adjourn to closed session
 - a. Meeting closed for the purposes to deliberate the appointment, employment, evaluation, reassignment, duties, discipline, or dismissal of a public employee, up to and including Commissioners, Executive Director, Director(s) and potential appointees to the Board of Commissioners - Tex. Gov't Code § 551.074(a) (1).
 - b. Confer with attorney re: pending or threatened litigation - Tex. Gov't Code § 551.071(1) (A).
 - c. Receive advice from attorney regarding legal issues - Tex. Gov't Code § 551.071(2).
 - d. Discussion regarding the purchase, exchange, lease, or value of real property - Tex. Gov't Code § 551.072.
16. Possible action on closed session
17. Announce next Board meeting
18. Adjourn

HARRIS COUNTY EMERGENCY SERVICES
DISTRICT #1


Caryn Papantonakis
Attorney for the District



SEAL

*Persons wishing to speak before the board may speak one time only and will be limited to 5 minutes per speaker



Harris County Emergency Services District 1

2800 Aldine Bender Road
Houston, Texas 77032

**REGULAR BOARD MEETING
May 27, 2025
ROLL CALL OF COMMISSIONERS**

APPROVED
Harris County ESD #1
Board of Commissioners

☒ CATHY SUNDAY, PRESIDENT

☒ SHIRLEY REED, VICE PRESIDENT

President: *[Signature]*

Secretary: *[Signature]*

☒ FRED SCIBUOLA, TREASURER

☒ VIRGINIA BAZAN, SECRETARY *1010*

☒ PETE SERNA, ASSISTANT TREASURER

☒ CARYN PAPANTONAKIS, LEGAL COUNSEL TO BOARD

☐ MELISSA MORTON, CPA TO THE BOARD

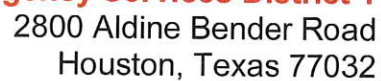
~~~~~

☒ JEREMY HYDE, HCEC PRESIDENT

☒ HEATH WHITE, HCEC VP OF OPERATIONS

☒ KEIR VERNON, HCEC VP OF ADMINISTRATION

☒ MARK SMITH, HCEC GENERAL COUNSEL



No visitors

**Email: [info@hcec.com](mailto:info@hcec.com)**



## HARRIS COUNTY EMERGENCY SERVICES DISTRICT #1

### BOARD OF COMMISSIONERS REGULAR MEETING

Meeting Date: Tuesday, May 27, 2025      Location: 2800 Aldine Bender Road  
Meeting Time: 10:00 a.m.      Houston, Texas 77032  
Posting Date: Thursday, May 22, 2025

#### AGENDA

APPROVED  
Harris County ESD #1  
Board of Commissioners


MAY 27 2025

President: 

Secretary: 

1. Call to order
2. Moment of Silence and Pledge of Allegiance
3. Roll Call of Commissioners
4. Adoption of agenda
5. Open Forum\*
6. Open Comments from the Board of Commissioners
7. Review and possibly approve all Meeting Minutes
8. Report from Building Committee
9. Possible action on Building Committee report
10. Discuss and possibly approve The Morton Accounting Services' monthly report and authorize payment of bills
11. Possible action on The Morton Accounting Services' monthly report
12. Discuss and possibly approve renewal of cyber insurance policy
13. Harris County Emergency Corps Report (JH)
14. Possible action on Harris County Emergency Corps Report
15. Adjourn to closed session
  - a. Meeting closed for the purposes to deliberate the appointment, employment, evaluation, reassignment, duties, discipline, or dismissal of a public employee, up to and including Commissioners, Executive Director, Director(s) and potential appointees to the Board of Commissioners - Tex. Gov't Code § 551.074(a) (1).
  - b. Confer with attorney re: pending or threatened litigation - Tex. Gov't Code § 551.071(1) (A).
  - c. Receive advice from attorney regarding legal issues - Tex. Gov't Code § 551.071(2).
  - d. Discussion regarding the purchase, exchange, lease, or value of real property - Tex. Gov't Code § 551.072.
16. Possible action on closed session
17. Announce next Board meeting
18. Adjourn

HARRIS COUNTY EMERGENCY SERVICES  
DISTRICT #1

  
Caryn Papantonakis  
Attorney for the District



SEAL

\*Persons wishing to speak before the board may speak one time only and will be limited to 5 minutes per speaker





MAY 27 2025

President: [Signature]

Secretary: [Signature]

**HARRIS COUNTY EMERGENCY SERVICES DISTRICT #1  
BOARD OF COMMISSIONERS  
REGULAR MEETING  
MINUTES – April 29, 2025**

1. **Call to Order:** Shirley Reed called the meeting to order at 10:00 am.
2. **Moment of Silence and Pledge of Allegiance:** Shirley Reed called for a moment of silence and followed with the Pledge of Allegiance at 10:01 am.
3. **Roll Call of Commissioners:** Present at call to order were HCESD-1 Commissioners: President Cathy Sunday (arrival at 10:10 am), Vice President Shirley Reed, Treasurer Fred Scibuola, Asst. Treasurer Pete Serna, Secretary Virginia Bazan, and Melissa Morton of Morton Accounting Services along with Legal Counsel Caryn Papantonakis. Also present were Harris County Emergency Corps (HCEC) personnel: President Jeremy Hyde, Vice President of Operations Heath White, and Executive Assistant Michelle Sterling. Guests present were Alyssa Hill with Carr, Riggs, & Ingram, LLC (CRI).
4. **Adoption of Agenda:** Fred Scibuola made a motion to adopt the agenda as presented. Motion carried.
5. **Open Forum:** None.
6. **Open Comments from the Board of Commissioners:** Fred Scibuola welcomed Shirley Reed back after recent health concerns. Pete Serna spoke about the Proclamation that was presented to the Communications Department during EMS week. He stated that he is very appreciative of all that they do as he witnessed them operating during his visit.
7. **Review and possibly approve all Meeting Minutes:** Motion to approve all meeting minutes as presented was made by Pete Serna. Motion carried.
8. **Report from Building Committee:** Jeremy Hyde gave the report as follows: Will be moving into Station 93 in a couple of weeks. Station 96 is delayed due to recent rain. Vince Grainger stated that AG/CM needed more money to complete final items but Mr. Hyde and Willie Sanders will complete the final items instead. Mr. Hyde released Construction Masters from the contract at this time.
9. **Possible action on Building Committee report:** None.
10. **Discuss and possibly approve The Morton Accounting Services' monthly report and authorize payment of bills:** Melissa Morton gave the report as follows: At the beginning of March, the Harris County Emergency Services District No 1 (HCESD No 1) beginning Operating Fund Balance was \$26,388,453. During the month, HCESD No 1 received \$684,023 in revenue – the majority of which came from tax revenue. HCESD No 1 processed \$1,512,864 in disbursements during the month. 95% of this balance is payments to Caldwell Country Chevrolet for vehicle purchases (\$105,400), and to HCEC (\$1,338,160) for monthly services. The ending balance as of March 31, 2025 is \$25,559,612. During March, the opening balance for the Texas Class Prime Investment account was \$25,267,155. We received in interest \$44,197 from the Prime General Texas Class account and \$49,091 from the Gov HCESD#1 account. The ending interest rate was 4.4379% for Texas Class Prime and 4.2542% for Texas Class Gov. The ending balance for March was \$25,360,442. The invoices pending board approval total \$1,831,739. Motion to approve The Morton Accounting Services' monthly report and payment of bills was made by Fred Scibuola. Motion carried.

11. **Possible action on The Morton Accounting Services' monthly report:** None.
12. **Discuss and possibly approve 2024 Audit:** Alyssa Hill gave the following report as follows: Ms. Hill discussed the required communications document and adjusted journal entries included in the packet. She reviewed the comparisons with prior year on the balance sheet – she noted decrease in investments. There was also a decrease in debt. Capital assets will change from Construction in progress to Buildings and improvements next year as buildings are currently being completed. 2023 had a budget amendment but no changes in 2024. Came in under budget on program expenses. The representation letter is provided to be signed today. Motion to approve the 2024 audit was made by Fred Scibuola. Motion carried.
13. **Discuss and possibly approve changes to ESD 1 property/liability insurance policy:** Pete Serna indicated that he was working with VFIS, our insurance provider to adjust the deductibles to lower our rate. Mr. Serna stated that his efforts saved HCEC approx. \$50,000. Mr. Serna will work with them during the ESD renewal time to make sure we get a discounted rate as well. There will be options to discuss at the time of renewal. No motion needed at this time.
14. **Harris County Emergency Corps Report and Tour of EMS Station 93:** HCEC report was given by Mr. Hyde as follows:
  - HCEC responded to 2392 911 calls this month, compared to 2131 in the previous month. Response time is 8:51.
  - HCEC attended the Texas Ambulance Association meeting and got a compliance update.
  - Please welcome Lindsey Nanninga into the new role of Community Health Paramedic. Corey Naranjo still assists part-time after accepting a Nurse Practitioner job.
  - HCEC celebrated National Public Safety Emergency Telecommunicators Week with fun activities all week. The ESD also made the Communications Center a nice Proclamation.
  - We plan to occupy the new Station 93 at the end of April/early May.
  - EMS Week will occur the week of May 19. Please join in the festivities including our banquet on May 22.
  - Vehicle Accidents last month: 3 (minor)
  - Vehicle Maintenance Reports last month: 15
15. **Possible action on Harris County Emergency Corps Report:** None.
16. **Adjourn to closed session:** Cathy Sunday called for a closed session at 10:51 am.
17. **Possible action on closed session:** Following a discussion with the ESD Attorney, Pete Serna made a motion to approve a contract for District Administrative Services with Texas ESD Management. Motion carried.
18. **Announce next Board meeting:** The Regular Board of Commissioners meeting will be held on Tuesday, May 27, 2025 at 10:00 am.
19. **Adjourn:** Pete Serna made a motion to adjourn. Motion carried. Meeting adjourned at 11:42 am.



**HCESD No 1 Monthly Financial Report Summary**  
**May Board Meeting**  
**Tuesday, May 27, 2025**

At the beginning of April, the Harris County Emergency Services District No 1 (HCESD No 1) beginning Operating Fund Balance was \$25,559,612. During the month, HCESD No 1 received \$ in revenue – the majority of which came from tax revenue. HCESD No 1 processed \$1,831,739 in disbursements during the month. 97% of this balance is payments to Mount Houston Road MUD for Building Improvements (\$123,419), and to HCEC (\$1,664,956) for monthly services. The ending balance as of April 30, 2025 is \$24,248,472.

During April, the opening balance for the Texas Class Prime Investment account was \$25,360,442. We received in interest \$42,913 from the Prime General Texas Class account and \$47,262 from the Gov HCESD#1 account. The ending interest rate was 4.4362% for Texas Class Prime and 4.2553% for Texas Class Gov. The ending balance for April was \$23,650,618. See page 3 for the “Investment” Report.

The invoices pending board approval total \$1,714,740. See page 4 for “Unpaid Bills Detail” report.

APPROVED  
Harris County ESD #1  
Board of Commissioners

MAY 27 2025

President: \_\_\_\_\_

Secretary: \_\_\_\_\_

**Harris County ESD No 1  
General Operating Fund  
As of April 30, 2025**

**General Operating Fund**

**BEGINNING BALANCE:** 25,559,611.82

**REVENUE**

|                      |            |                                |            |
|----------------------|------------|--------------------------------|------------|
| Deposits             | 429,287.67 | Tax and Receivable Revenue     |            |
| Interest             | 1,136.54   | Savings Interest               |            |
| Interest             | 42,912.93  | Texpool Interest               |            |
| Interest             | 47,262.49  | Texpool Interest - Gov HCESD#1 |            |
| <b>Total Revenue</b> |            |                                | 520,599.63 |

**DISBURSEMENTS**

|     |                                |              |                            |
|-----|--------------------------------|--------------|----------------------------|
| ACH | Mount Houston Road MUD         | 123,418.75   | Building Improvements      |
| ACH | Carr Riggs & Ingram            | 16,000.00    | Audit Fees                 |
| ACH | Caryn Papantonakis             | 6,000.00     | Legal                      |
| ACH | Equi-Tax                       | 3,200.00     | Annual Tax True Up         |
| ACH | HCEC                           | 1,664,955.68 | Monthly Payment            |
| ACH | Oak Interactive, LLC           | 450.00       | Website Maintenance        |
| ACH | Hilltop Securities             | 5,705.00     | Arbitrage Fees             |
| ACH | The Morton Accounting Services | 5,809.76     | CPA                        |
| ACH | Virginia Bazan                 | 3,200.00     | Commissioner Reimbursement |
| ACH | Pete Serna                     | 1,000.00     | Commissioner Reimbursement |
| ACH | Fred Scibuola                  | 2,000.00     | Commissioner Reimbursement |

**Total Disbursements** 1,831,739.19

**ENDING BALANCE:** 24,248,472.26

**4/30/2025**

**Balance**

**LOCATION OF ASSETS**

|                           |               |
|---------------------------|---------------|
| Prosperity Operating      | 2,011.97      |
| Prosperity Money Mkt      | 595,842.73    |
| Texas Class - Prime       | 11,792,242.18 |
| Texas Class - Gov HCESD#1 | 11,858,375.38 |


**Total Account Balance** 24,248,472.26



Harris County Emergency Services District #1  
Quarterly Investment Report  
Monthly Fiscal Year 2025  
April 30, 2025

| Trans Date |               | PRIME            | HCESD#1          | TOTAL            |
|------------|---------------|------------------|------------------|------------------|
|            |               | Texas Class      | Texas Class GOV  |                  |
| 4/1/2025   | Beg. Balance  | \$ 11,749,329.25 | \$ 13,611,112.89 | \$ 25,360,442.14 |
|            |               |                  |                  |                  |
|            |               | -                |                  | -                |
| 4/30/2025  | Withdrawal    | -                | (1,800,000.00)   | (1,800,000.00)   |
| 4/30/2025  | Deposit       | -                |                  | -                |
| 4/30/2025  | Class 4.4362% | 42,912.93        |                  | 42,912.93        |
| 4/30/2025  | Gov 4.2553%   |                  | 47,262.49        | 47,262.49        |
|            |               |                  |                  |                  |
|            |               |                  |                  |                  |
| 4/30/2025  | End Balance   | \$ 11,792,242.18 | \$ 11,858,375.38 | \$ 23,650,617.56 |

The investments for the District for the period are in compliance with the Public Funds Investment Act, the District's investment policy and the District's investment strategy.

Investment Officer: 

**Harris County ESD No. 1 - GOF**  
**Unpaid Bills Detail**  
As of May 21, 2025

| Type                                     | Date       | Num                | Memo                                     | Due Date   | Open Balance        |
|------------------------------------------|------------|--------------------|------------------------------------------|------------|---------------------|
| <b>Carr Riggs &amp; Ingram</b>           |            |                    |                                          |            |                     |
| Bill                                     | 04/30/2025 | 113775379          | 2024 Final Audit Billing                 | 05/10/2025 | 7,900.00            |
| Total Carr Riggs & Ingram                |            |                    |                                          |            | 7,900.00            |
| <b>Caryn Papantonakis</b>                |            |                    |                                          |            |                     |
| Bill                                     | 05/11/2025 |                    | Legal Fees                               | 05/21/2025 | 6,000.00            |
| Total Caryn Papantonakis                 |            |                    |                                          |            | 6,000.00            |
| <b>Cowbell Cyber, Inc</b>                |            |                    |                                          |            |                     |
| Bill                                     | 04/30/2025 | INV-3BAV6FX7V-002  | Cyber Insurance - April 2025             | 05/10/2025 | 9,254.00            |
| Total Cowbell Cyber, Inc                 |            |                    |                                          |            | 9,254.00            |
| <b>Fred A Scibuola</b>                   |            |                    |                                          |            |                     |
| Bill                                     | 05/21/2025 | APR & MAY 25 Reimb | APRIL/MAY 2025 Reimbursement             | 05/31/2025 | 750.00              |
| Total Fred A Scibuola                    |            |                    |                                          |            | 750.00              |
| <b>Harris Central Appraisal District</b> |            |                    |                                          |            |                     |
| Bill                                     | 05/21/2025 | CI-00005054        | 3rd Qtr Quarterly 2025 Assessment        | 05/31/2025 | 47,203.00           |
| Total Harris Central Appraisal District  |            |                    |                                          |            | 47,203.00           |
| <b>HCEC</b>                              |            |                    |                                          |            |                     |
| Bill                                     | 04/30/2025 | 03178              | April 2025                               | 05/10/2025 | 1,613,923.25        |
| Total HCEC                               |            |                    |                                          |            | 1,613,923.25        |
| <b>Oak Interactive, LLC</b>              |            |                    |                                          |            |                     |
| Bill                                     | 04/30/2025 | 14349              | Monthly Website Maintenance - April 2025 | 05/10/2025 | 450.00              |
| Total Oak Interactive, LLC               |            |                    |                                          |            | 450.00              |
| <b>Pete Serna</b>                        |            |                    |                                          |            |                     |
| Bill                                     | 04/28/2025 | APR 2025 Mtg Reimb | Commissioner Reimbursement - April 2025  | 05/08/2025 | 800.00              |
| Total Pete Serna                         |            |                    |                                          |            | 800.00              |
| <b>The Morton Accounting Services</b>    |            |                    |                                          |            |                     |
| Bill                                     | 04/30/2025 | 2716               | April 2025 CPA Services                  | 05/10/2025 | 5,611.67            |
| Total The Morton Accounting Services     |            |                    |                                          |            | 5,611.67            |
| <b>VFIS of Texas</b>                     |            |                    |                                          |            |                     |
| Bill                                     | 05/07/2025 | 18840              | HARC0-1 Insurance Coverage Endorsemen... | 05/17/2025 | 22,848.00           |
| Total VFIS of Texas                      |            |                    |                                          |            | 22,848.00           |
| <b>TOTAL</b>                             |            |                    |                                          |            | <b>1,714,739.92</b> |

**Harris County ESD No. 1 - GOF**  
**Profit & Loss Budget vs. Actual**  
January through April 2025

Accrual Basis

|                                                        | Jan - Apr 25        | Budget               | \$ Over Budget        | % of Budget   |
|--------------------------------------------------------|---------------------|----------------------|-----------------------|---------------|
| <b>Ordinary Income/Expense</b>                         |                     |                      |                       |               |
| <b>Income</b>                                          |                     |                      |                       |               |
| 41000 · Service Revenue                                |                     |                      |                       |               |
| 41100 · HCEC Ambulance Lease Revenue                   | 28,000.00           | 84,000.00            | -56,000.00            | 33.3%         |
| 41200 · HCEC Property Lease Revenue                    | 182,212.00          | 546,636.00           | -364,424.00           | 33.3%         |
| <b>Total 41000 · Service Revenue</b>                   | <b>210,212.00</b>   | <b>630,636.00</b>    | <b>-420,424.00</b>    | <b>33.3%</b>  |
| 42000 · Tax Revenues                                   |                     |                      |                       |               |
| 42100 · Penalty & Interest                             | 122,897.39          | 200,000.00           | -77,102.61            | 61.4%         |
| 42300 · Tax Revenue                                    | 7,080,444.51        | 24,546,633.58        | -17,466,189.07        | 28.8%         |
| <b>Total 42000 · Tax Revenues</b>                      | <b>7,203,341.90</b> | <b>24,746,633.58</b> | <b>-17,543,291.68</b> | <b>29.1%</b>  |
| 43000 · Other Income                                   |                     |                      |                       |               |
| 43100 · Miscellaneous Income                           | 22,939.47           | 50,000.00            | -27,060.53            | 45.9%         |
| 43200 · Donations & Contributions                      | 84,529.10           | 13,000.00            | 71,529.10             | 650.2%        |
| 43550 · Interest Earned on Checking                    | 40,276.58           | 30,000.00            | 10,276.58             | 134.3%        |
| 43700 · Interest Earned on Temp. Invest                | 281,922.76          | 300,000.00           | -18,077.24            | 94.0%         |
| <b>Total 43000 · Other Income</b>                      | <b>429,667.91</b>   | <b>393,000.00</b>    | <b>36,667.91</b>      | <b>109.3%</b> |
| <b>Total Income</b>                                    | <b>7,843,221.81</b> | <b>25,770,269.58</b> | <b>-17,927,047.77</b> | <b>30.4%</b>  |
| <b>Gross Profit</b>                                    | <b>7,843,221.81</b> | <b>25,770,269.58</b> | <b>-17,927,047.77</b> | <b>30.4%</b>  |
| <b>Expense</b>                                         |                     |                      |                       |               |
| Ask My Accountant                                      | 5,705.00            |                      |                       |               |
| 143502 · Commissions Paid from Levy                    | 19,892.86           | 100,000.00           | -80,107.14            | 19.9%         |
| 162800 · Facilities & Equipment (DNU)                  |                     |                      |                       |               |
| 162805 · Furniture/Equip - Non-Asset                   | 0.00                | 20,000.00            | -20,000.00            | 0.0%          |
| 162840 · Equip Rental & Maintenance                    | 45,739.98           | 25,000.00            | 20,739.98             | 183.0%        |
| <b>Total 162800 · Facilities &amp; Equipment (DNU)</b> | <b>45,739.98</b>    | <b>45,000.00</b>     | <b>739.98</b>         | <b>101.6%</b> |
| 170000 · Capital Purchases                             |                     |                      |                       |               |
| 17001 · Vehicles                                       | 0.00                | 1,040,000.00         | -1,040,000.00         | 0.0%          |
| 17002 · Buildings                                      | 0.00                | 500,000.00           | -500,000.00           | 0.0%          |
| 17003 · Medical Equipment                              | 0.00                | 500,000.00           | -500,000.00           | 0.0%          |
| <b>Total 170000 · Capital Purchases</b>                | <b>0.00</b>         | <b>2,040,000.00</b>  | <b>-2,040,000.00</b>  | <b>0.0%</b>   |
| 50000 · Commissioner Salaries and Wages                |                     |                      |                       |               |
| 50250 · Commissioner Reimbursement                     | 12,700.00           | 36,000.00            | -23,300.00            | 35.3%         |
| <b>Total 50000 · Commissioner Salaries and Wages</b>   | <b>12,700.00</b>    | <b>36,000.00</b>     | <b>-23,300.00</b>     | <b>35.3%</b>  |
| 51000 · HCEC Program Expense                           |                     |                      |                       |               |
| 51100 · HCEC Contract Expense                          | 6,405,519.77        | 23,756,768.24        | -17,351,248.47        | 27.0%         |
| <b>Total 51000 · HCEC Program Expense</b>              | <b>6,405,519.77</b> | <b>23,756,768.24</b> | <b>-17,351,248.47</b> | <b>27.0%</b>  |
| 52000 · Contract Services (DNU)                        |                     |                      |                       |               |
| 52100 · Accounting Fees                                | 22,656.50           | 63,000.00            | -40,343.50            | 36.0%         |
| 52200 · Audit Fees                                     | 23,900.00           | 24,000.00            | -100.00               | 99.6%         |
| 52300 · Legal Fees                                     | 24,000.00           | 72,000.00            | -48,000.00            | 33.3%         |
| 52350 · Outside Contract Services                      | 5,392.00            | 140,000.00           | -134,608.00           | 3.9%          |
| 52550 · Election Expense                               | 357.50              | 20,000.00            | -19,642.50            | 1.8%          |
| <b>Total 52000 · Contract Services (DNU)</b>           | <b>76,306.00</b>    | <b>319,000.00</b>    | <b>-242,694.00</b>    | <b>23.9%</b>  |
| 53000 · Operations (DNU)                               |                     |                      |                       |               |
| 53150 · Dues & Subscriptions                           | 1,800.00            | 14,000.00            | -12,200.00            | 12.9%         |
| 53200 · Postage                                        | 59.50               | 300.00               | -240.50               | 19.8%         |
| 53250 · Computer/Software Support                      | 0.00                | 1,000.00             | -1,000.00             | 0.0%          |
| 53300 · Printing & Copying                             | 40.25               | 250.00               | -209.75               | 16.1%         |
| 53350 · Legal Notices & Filing Fees                    | 0.00                | 13,000.00            | -13,000.00            | 0.0%          |
| 53400 · Office Supplies                                | 0.00                | 1,000.00             | -1,000.00             | 0.0%          |
| <b>Total 53000 · Operations (DNU)</b>                  | <b>1,899.75</b>     | <b>29,550.00</b>     | <b>-27,650.25</b>     | <b>6.4%</b>   |

No assurance is provided on these financial statements

**Harris County ESD No. 1 - GOF**  
**Profit & Loss Budget vs. Actual**  
January through April 2025

Accrual Basis

|                                                 | Jan - Apr 25        | Budget               | \$ Over Budget        | % of Budget   |
|-------------------------------------------------|---------------------|----------------------|-----------------------|---------------|
| <b>54000 · General and Admin Expenses</b>       |                     |                      |                       |               |
| 54150 · Insurance - Gen Liab-Err & Omis         | 116,226.00          | 110,000.00           | 6,226.00              | 105.7%        |
| 54200 · Insurance - Treasurer's Bond            | 0.00                | 2,000.00             | -2,000.00             | 0.0%          |
| 54300 · Other Costs (Contengency Funds)         | 0.00                | 5,000.00             | -5,000.00             | 0.0%          |
| 54400 · HCAD Qtr Expenses                       | 47,001.00           | 200,000.00           | -152,999.00           | 23.5%         |
| 54450 · Depreciation Expense                    | 0.00                | 2,900,000.00         | -2,900,000.00         | 0.0%          |
| 54600 · Travel & Meetings                       | 285.52              | 10,000.00            | -9,714.48             | 2.9%          |
| 54650 · Conference, Conven & Meetings           | 0.00                | 6,000.00             | -6,000.00             | 0.0%          |
| 54700 · Travel/Lodging                          | 0.00                | 10,000.00            | -10,000.00            | 0.0%          |
| 54800 · Repairs & Maintenance (DNU)             | 0.00                | 10,000.00            | -10,000.00            | 0.0%          |
| <b>Total 54000 · General and Admin Expenses</b> | <b>163,512.52</b>   | <b>3,253,000.00</b>  | <b>-3,089,487.48</b>  | <b>5.0%</b>   |
| <b>60000 · Interest Expense</b>                 | <b>0.00</b>         | <b>155,000.00</b>    | <b>-155,000.00</b>    | <b>0.0%</b>   |
| <b>61000 · Loan Costs</b>                       | <b>0.00</b>         | <b>1,040,000.00</b>  | <b>-1,040,000.00</b>  | <b>0.0%</b>   |
| <b>Total Expense</b>                            | <b>6,731,275.88</b> | <b>30,774,318.24</b> | <b>-24,043,042.36</b> | <b>21.9%</b>  |
| <b>Net Ordinary Income</b>                      | <b>1,111,945.93</b> | <b>-5,004,048.66</b> | <b>6,115,994.59</b>   | <b>-22.2%</b> |
| <b>Other Income/Expense</b>                     |                     |                      |                       |               |
| <b>Other Income</b>                             |                     |                      |                       |               |
| 71000 · Gain/Loss on Sale of Asset              | 0.00                | 5,000.00             | -5,000.00             | 0.0%          |
| <b>Total Other Income</b>                       | <b>0.00</b>         | <b>5,000.00</b>      | <b>-5,000.00</b>      | <b>0.0%</b>   |
| <b>Net Other Income</b>                         | <b>0.00</b>         | <b>5,000.00</b>      | <b>-5,000.00</b>      | <b>0.0%</b>   |
| <b>Net Income</b>                               | <b>1,111,945.93</b> | <b>-4,999,048.66</b> | <b>6,110,994.59</b>   | <b>-22.2%</b> |



**Harris County ESD No. 1 - GOF**  
**Balance Sheet Prev Year Comparison**  
**As of April 30, 2025**

Accrual Basis

|                                                   | Apr 30, 25     | Apr 30, 24     | \$ Change     | % Change   |
|---------------------------------------------------|----------------|----------------|---------------|------------|
| <b>ASSETS</b>                                     |                |                |               |            |
| <b>Current Assets</b>                             |                |                |               |            |
| <b>Checking/Savings</b>                           |                |                |               |            |
| 11000 · Prosperity Operating Account              | 2,011.97       | 11,559.81      | -9,547.84     | -82.6%     |
| 11050 · Prosperity Money Mkt                      | 595,842.73     | 162,929.54     | 432,913.19    | 265.7%     |
| 11350 · Texas Class Investment                    | 11,792,242.18  | 11,400,344.66  | 391,897.52    | 3.4%       |
| 11351 · Texas Class Capital Projects              | 0.00           | 1,031,207.95   | -1,031,207.95 | -100.0%    |
| 11352 · Texas Class Gov HCESD#1                   | 11,858,375.38  | 10,307,844.90  | 1,550,530.48  | 15.0%      |
| 11353 · TexasClass Gov Capital Projects           | 0.00           | 1,771,753.23   | -1,771,753.23 | -100.0%    |
| <b>Total Checking/Savings</b>                     | 24,248,472.26  | 24,685,640.09  | -437,167.83   | -1.8%      |
| <b>Accounts Receivable</b>                        |                |                |               |            |
| 11001 · *Accounts Receivable                      | 90,426.02      | 11.57          | 90,414.45     | 781,455.9% |
| <b>Total Accounts Receivable</b>                  | 90,426.02      | 11.57          | 90,414.45     | 781,455.9% |
| <b>Other Current Assets</b>                       |                |                |               |            |
| 11500 · Accounts Receivable                       |                |                |               |            |
| 11510 · Current Taxes Receivables                 | 8,482,187.73   | 5,463,283.51   | 3,018,904.22  | 55.3%      |
| 11520 · Delinquent Taxes Receivable               | 2,281,780.80   | 2,163,402.12   | 118,378.68    | 5.5%       |
| 11590 · Allowance Doubtful Accts-Tax              | -1,903,020.00  | -1,803,020.00  | -100,000.00   | -5.6%      |
| 11500 · Accounts Receivable - Other               | 17,125.50      | 17,125.50      | 0.00          | 0.0%       |
| <b>Total 11500 · Accounts Receivable</b>          | 8,878,074.03   | 5,840,791.13   | 3,037,282.90  | 52.0%      |
| 11600 · Fees for Services Receivable              |                |                |               |            |
| 11610 · Service Fee Receivable                    | 63,984,734.72  | 63,984,734.72  | 0.00          | 0.0%       |
| 11650 · Allowance for Bad Debt                    | -63,984,734.72 | -63,984,734.72 | 0.00          | 0.0%       |
| <b>Total 11600 · Fees for Services Receivable</b> | 0.00           | 0.00           | 0.00          | 0.0%       |
| 11800 · Prepaid Expense                           |                |                |               |            |
| 11810 · Prepaid Other                             | 89,755.23      | 106,067.09     | -16,311.86    | -15.4%     |
| <b>Total 11800 · Prepaid Expense</b>              | 89,755.23      | 106,067.09     | -16,311.86    | -15.4%     |
| 11900 · Lease Receivable                          | 1,842,292.30   | 2,432,248.45   | -589,956.15   | -24.3%     |
| <b>Total Other Current Assets</b>                 | 10,810,121.56  | 8,379,106.67   | 2,431,014.89  | 29.0%      |
| <b>Total Current Assets</b>                       | 35,149,019.84  | 33,064,758.33  | 2,084,261.51  | 6.3%       |
| <b>Fixed Assets</b>                               |                |                |               |            |
| <b>15000 · Vehicle Assets</b>                     |                |                |               |            |
| 15010 · Vehicles                                  | 3,496,110.14   | 3,281,548.92   | 214,561.22    | 6.5%       |
| 15020 · Vehicles on Order                         | 457,182.76     | 266,719.26     | 190,463.50    | 71.4%      |
| <b>Total 15000 · Vehicle Assets</b>               | 3,953,292.90   | 3,548,268.18   | 405,024.72    | 11.4%      |
| <b>16000 · Land</b>                               |                |                |               |            |
| 16010 · Land- 1620 Isom Property                  | 235,546.58     | 235,546.58     | 0.00          | 0.0%       |
| 16020 · Land- Fallbrook Property                  | 30,809.15      | 30,809.15      | 0.00          | 0.0%       |
| 16030 · Land- Old Humble Rd Property              | 117,980.67     | 117,980.67     | 0.00          | 0.0%       |
| 16040 · Land- 2800 Aldine Bender                  | 309,467.00     | 309,467.00     | 0.00          | 0.0%       |
| 16000 · Land - Other                              | 1,060,779.93   | 1,060,779.93   | 0.00          | 0.0%       |
| <b>Total 16000 · Land</b>                         | 1,754,583.33   | 1,754,583.33   | 0.00          | 0.0%       |
| <b>17000 · Furniture and Equipment</b>            |                |                |               |            |
| 17010 · Off. & Maint Equipment                    | 1,461,681.84   | 1,502,065.10   | -40,383.26    | -2.7%      |
| 17020 · Medical Equipment                         | 3,917,869.36   | 3,879,620.69   | 38,248.67     | 1.0%       |
| 17030 · Software & License Agreements             | 70,320.84      | 70,320.84      | 0.00          | 0.0%       |
| 17040 · Furniture & Fixtures                      | 247,256.48     | 247,256.48     | 0.00          | 0.0%       |
| 17050 · Communication Cntr New Station            | 473,980.26     | 473,980.26     | 0.00          | 0.0%       |
| 17000 · Furniture and Equipment - Other           | 14,850.00      | 14,850.00      | 0.00          | 0.0%       |
| <b>Total 17000 · Furniture and Equipment</b>      | 6,185,958.78   | 6,188,093.37   | -2,134.59     | 0.0%       |
| <b>18000 · Building and Improvements</b>          |                |                |               |            |
| 18010 · 1620 Isom Admin Bldg                      | 179,519.50     | 488,507.62     | -308,988.12   | -63.3%     |

No assurance is provided on these financial statements

**Harris County ESD No. 1 - GOF**  
**Balance Sheet Prev Year Comparison**  
As of April 30, 2025

Accrual Basis

|                                                | Apr 30, 25           | Apr 30, 24           | \$ Change            | % Change        |
|------------------------------------------------|----------------------|----------------------|----------------------|-----------------|
| 18020 • 2800 Aldine Bender Bldg                | 5,810,117.91         | 5,810,117.91         | 0.00                 | 0.0%            |
| 18030 • 7710 Fallbrook Station                 | 0.00                 | 476,537.75           | -476,537.75          | -100.0%         |
| 18040 • 10512 Airline Station                  | 0.00                 | 238,339.00           | -238,339.00          | -100.0%         |
| 18050 • 6310 Aldine Bender Station             | 523,695.00           | 523,695.00           | 0.00                 | 0.0%            |
| 18060 • Station #92                            | 3,761,643.25         | 3,761,643.25         | 0.00                 | 0.0%            |
| 18061 • Station #93                            | 3,094,356.96         | 2,083,550.23         | 1,010,806.73         | 48.5%           |
| 18070 • Station #94                            | 2,856,734.31         | 2,856,734.31         | 0.00                 | 0.0%            |
| 18080 • Station #97                            | 1,989,080.11         | 1,989,080.11         | 0.00                 | 0.0%            |
| 18090 • Station #96                            | 4,574,166.78         | 2,129,651.21         | 2,444,515.57         | 114.8%          |
| 18000 • Building and Improvements - Other      | 520,417.08           | 437,741.00           | 82,676.08            | 18.9%           |
| <b>Total 18000 • Building and Improvements</b> | <b>23,309,730.90</b> | <b>20,795,597.39</b> | <b>2,514,133.51</b>  | <b>12.1%</b>    |
| 19000 • Accumulated Depreciation               | -15,594,321.20       | -14,865,691.77       | -728,629.43          | -4.9%           |
| <b>Total Fixed Assets</b>                      | <b>19,609,244.71</b> | <b>17,420,850.50</b> | <b>2,188,394.21</b>  | <b>12.6%</b>    |
| <b>Other Assets</b>                            |                      |                      |                      |                 |
| 19500 • Call Center License                    |                      |                      |                      |                 |
| 19550 • Old Comm Center Other                  | 800,000.00           | 800,000.00           | 0.00                 | 0.0%            |
| <b>Total 19500 • Call Center License</b>       | <b>800,000.00</b>    | <b>800,000.00</b>    | <b>0.00</b>          | <b>0.0%</b>     |
| <b>Total Other Assets</b>                      | <b>800,000.00</b>    | <b>800,000.00</b>    | <b>0.00</b>          | <b>0.0%</b>     |
| <b>TOTAL ASSETS</b>                            | <b>55,558,264.55</b> | <b>51,285,608.83</b> | <b>4,272,655.72</b>  | <b>8.3%</b>     |
| <b>LIABILITIES &amp; EQUITY</b>                |                      |                      |                      |                 |
| <b>Liabilities</b>                             |                      |                      |                      |                 |
| <b>Current Liabilities</b>                     |                      |                      |                      |                 |
| <b>Accounts Payable</b>                        |                      |                      |                      |                 |
| 20000 • Accounts Payable                       | 1,660,270.32         | 2,014,021.19         | -353,750.87          | -17.6%          |
| 20050 • Unclaimed Property                     | 354.35               | 354.35               | 0.00                 | 0.0%            |
| <b>Total Accounts Payable</b>                  | <b>1,660,624.67</b>  | <b>2,014,375.54</b>  | <b>-353,750.87</b>   | <b>-17.6%</b>   |
| <b>Other Current Liabilities</b>               |                      |                      |                      |                 |
| 22000 • Accrued Expenses                       |                      |                      |                      |                 |
| 22200 • Interest Payable                       | 16,818.39            | 18,881.84            | -2,063.45            | -10.9%          |
| 22450 • Retainage Payable                      | 340,342.43           | 0.00                 | 340,342.43           | 100.0%          |
| 22000 • Accrued Expenses - Other               | 14,425.00            | 0.00                 | 14,425.00            | 100.0%          |
| <b>Total 22000 • Accrued Expenses</b>          | <b>371,585.82</b>    | <b>18,881.84</b>     | <b>352,703.98</b>    | <b>1,868.0%</b> |
| 22500 • Deferred inflow of res - Leases        | 1,808,048.90         | 2,410,731.95         | -602,683.05          | -25.0%          |
| 23000 • Other Payables                         |                      |                      |                      |                 |
| 23020 • Deferred Taxes                         | 24,664,464.96        | 23,289,026.47        | 1,375,438.49         | 5.9%            |
| <b>Total 23000 • Other Payables</b>            | <b>24,664,464.96</b> | <b>23,289,026.47</b> | <b>1,375,438.49</b>  | <b>5.9%</b>     |
| 24000 • Current Notes Payable                  |                      |                      |                      |                 |
| 24050 • Government Capital Debt                | 470,312.96           | 463,797.07           | 6,515.89             | 1.4%            |
| 24055 • Government Capital Debt 2021           | 582,918.57           | 572,330.45           | 10,588.12            | 1.9%            |
| <b>Total 24000 • Current Notes Payable</b>     | <b>1,053,231.53</b>  | <b>1,036,127.52</b>  | <b>17,104.01</b>     | <b>1.7%</b>     |
| <b>Total Other Current Liabilities</b>         | <b>27,897,331.21</b> | <b>26,754,767.78</b> | <b>1,142,563.43</b>  | <b>4.3%</b>     |
| <b>Total Current Liabilities</b>               | <b>29,557,955.88</b> | <b>28,769,143.32</b> | <b>788,812.56</b>    | <b>2.7%</b>     |
| <b>Long Term Liabilities</b>                   |                      |                      |                      |                 |
| 25000 • Long Term Debt                         |                      |                      |                      |                 |
| 25050 • Note Payable - Government Cap          | 3,744,495.22         | 4,214,808.18         | -470,312.96          | -11.2%          |
| 25055 • Note Payable - Govern Cap 2021         | 3,731,088.57         | 4,314,007.15         | -582,918.58          | -13.5%          |
| <b>Total 25000 • Long Term Debt</b>            | <b>7,475,583.79</b>  | <b>8,528,815.33</b>  | <b>-1,053,231.54</b> | <b>-12.4%</b>   |
| <b>Total Long Term Liabilities</b>             | <b>7,475,583.79</b>  | <b>8,528,815.33</b>  | <b>-1,053,231.54</b> | <b>-12.4%</b>   |
| <b>Total Liabilities</b>                       | <b>37,033,539.67</b> | <b>37,297,958.65</b> | <b>-264,418.98</b>   | <b>-0.7%</b>    |

No assurance is provided on these financial statements

**Harris County ESD No. 1 - GOF**  
**Balance Sheet Prev Year Comparison**  
As of April 30, 2025

Accrual Basis

|                                       | Apr 30, 25           | Apr 30, 24           | \$ Change           | % Change     |
|---------------------------------------|----------------------|----------------------|---------------------|--------------|
| <b>Equity</b>                         |                      |                      |                     |              |
| 30000 · Opening Bal Equity            | 5,996,412.00         | 5,996,412.00         | 0.00                | 0.0%         |
| 30100 · Unassigned Fund Balance       | 10,001,366.92        | 7,851,679.15         | 2,149,687.77        | 27.4%        |
| 30400 · Unrestricted Net Assets       | 1,415,000.03         | 1,415,000.03         | 0.00                | 0.0%         |
| Net Income                            | 1,111,945.93         | -1,275,441.00        | 2,387,386.93        | 187.2%       |
| <b>Total Equity</b>                   | <b>18,524,724.88</b> | <b>13,987,650.18</b> | <b>4,537,074.70</b> | <b>32.4%</b> |
| <b>TOTAL LIABILITIES &amp; EQUITY</b> | <b>55,558,264.55</b> | <b>51,285,608.83</b> | <b>4,272,655.72</b> | <b>8.3%</b>  |

No assurance is provided on these financial statements

# Harris County ESD No. 1 - GOF

## Profit & Loss Detail

### January through April 2025

Accrual Basis

| Type                                        | Date       | Num   | Name                     | Memo                      | Amount     |
|---------------------------------------------|------------|-------|--------------------------|---------------------------|------------|
| <b>Ordinary Income/Expense</b>              |            |       |                          |                           |            |
| <b>Income</b>                               |            |       |                          |                           |            |
| <b>41000 · Service Revenue</b>              |            |       |                          |                           |            |
| <b>41100 · HCEC Ambulance Lease Revenue</b> |            |       |                          |                           |            |
| Bill                                        | 01/31/2025 | 03122 | HCEC                     | Master Lease for Vehicles | 7,000.00   |
| Bill                                        | 02/28/2025 | 03146 | HCEC                     | Master Lease for Vehicles | 7,000.00   |
| Bill                                        | 03/31/2025 | 03161 | HCEC                     | Master Lease for Vehicles | 7,000.00   |
| Bill                                        | 04/30/2025 | 03178 | HCEC                     | Master Lease for Vehicles | 7,000.00   |
| Total 41100 · HCEC Ambulance Lease Revenue  |            |       |                          |                           | 28,000.00  |
| <b>41200 · HCEC Property Lease Revenue</b>  |            |       |                          |                           |            |
| Bill                                        | 01/31/2025 | 03122 | HCEC                     | Original Agreement        | 45,553.00  |
| Bill                                        | 02/28/2025 | 03146 | HCEC                     | Original Agreement        | 45,553.00  |
| Bill                                        | 03/31/2025 | 03161 | HCEC                     | Original Agreement        | 45,553.00  |
| Bill                                        | 04/30/2025 | 03178 | HCEC                     | Original Agreement        | 45,553.00  |
| Total 41200 · HCEC Property Lease Revenue   |            |       |                          |                           | 182,212.00 |
| Total 41000 · Service Revenue               |            |       |                          |                           | 210,212.00 |
| <b>42000 · Tax Revenues</b>                 |            |       |                          |                           |            |
| <b>42100 · Penalty &amp; Interest</b>       |            |       |                          |                           |            |
| Deposit                                     | 01/09/2025 |       | Harris County Tax Office | Deliquent P&I             | 1,200.33   |
| Deposit                                     | 01/14/2025 |       | Harris County Tax Office | Deliquent P&I             | 3,203.12   |
| Deposit                                     | 01/24/2025 |       | Harris County Tax Office | Deliquent P&I             | 1,365.17   |
| Deposit                                     | 01/28/2025 |       | Harris County Tax Office | Deliquent P&I             | 1,430.83   |
| Deposit                                     | 01/29/2025 |       | Harris County Tax Office | Deliquent P&I             | 1,115.74   |
| Deposit                                     | 01/31/2025 |       | Harris County Tax Office | Deliquent P&I             | 1,782.22   |
| Deposit                                     | 02/04/2025 |       | Harris County Tax Office | P&I                       | 0.00       |
| Deposit                                     | 02/04/2025 |       | Harris County Tax Office | Deliquent P&I             | 2,315.63   |
| Deposit                                     | 02/05/2025 |       | Harris County Tax Office | P&I                       | 0.00       |
| Deposit                                     | 02/05/2025 |       | Harris County Tax Office | Deliquent P&I             | 1,069.77   |
| Deposit                                     | 02/06/2025 |       | Harris County Tax Office | P&I                       | 0.00       |
| Deposit                                     | 02/06/2025 |       | Harris County Tax Office | Deliquent P&I             | 159.37     |
| Deposit                                     | 02/10/2025 |       | Harris County Tax Office | P&I                       | 2,624.55   |
| Deposit                                     | 02/10/2025 |       | Harris County Tax Office | Deliquent P&I             | 4,433.66   |
| Deposit                                     | 02/13/2025 |       | Harris County Tax Office | P&I                       | 1,668.70   |
| Deposit                                     | 02/13/2025 |       | Harris County Tax Office | Deliquent P&I             | 883.30     |
| Deposit                                     | 02/18/2025 |       | Harris County Tax Office | P&I                       | 6,948.76   |
| Deposit                                     | 02/18/2025 |       | Harris County Tax Office | Deliquent P&I             | 1,537.12   |
| Deposit                                     | 02/25/2025 |       | Harris County Tax Office | P&I                       | 1,753.58   |
| Deposit                                     | 02/25/2025 |       | Harris County Tax Office | Deliquent P&I             | 494.44     |
| Deposit                                     | 02/26/2025 |       | Harris County Tax Office | P&I                       | 3,494.58   |
| Deposit                                     | 02/26/2025 |       | Harris County Tax Office | Deliquent P&I             | 1,712.75   |
| Deposit                                     | 03/06/2025 |       | Harris County Tax Office | P&I                       | 9,622.12   |
| Deposit                                     | 03/06/2025 |       | Harris County Tax Office | Deliquent P&I             | 2,496.53   |
| Deposit                                     | 03/06/2025 |       | Harris County Tax Office | P&I                       | 43.63      |
| Deposit                                     | 03/06/2025 |       | Harris County Tax Office | Deliquent P&I             | 122.86     |
| Deposit                                     | 03/13/2025 |       | Harris County Tax Office | P&I                       | 10,738.11  |
| Deposit                                     | 03/13/2025 |       | Harris County Tax Office | Deliquent P&I             | 3,024.53   |
| Deposit                                     | 03/19/2025 |       | Harris County Tax Office | P&I                       | 5,064.21   |
| Deposit                                     | 03/19/2025 |       | Harris County Tax Office | Deliquent P&I             | 2,424.61   |
| Deposit                                     | 03/26/2025 |       | Harris County Tax Office | P&I                       | 7,254.37   |
| Deposit                                     | 03/26/2025 |       | Harris County Tax Office | Deliquent P&I             | 1,799.29   |
| Deposit                                     | 04/04/2025 |       | Harris County Tax Office | P&I                       | 9,973.89   |
| Deposit                                     | 04/04/2025 |       | Harris County Tax Office | Deliquent P&I             | 6,379.97   |
| Deposit                                     | 04/07/2025 |       | Harris County Tax Office | P&I                       | 627.04     |
| Deposit                                     | 04/07/2025 |       | Harris County Tax Office | Deliquent P&I             | 75.44      |
| Deposit                                     | 04/08/2025 |       | Harris County Tax Office | P&I                       | 5,972.53   |
| Deposit                                     | 04/08/2025 |       | Harris County Tax Office | Deliquent P&I             | 2,580.86   |
| Deposit                                     | 04/16/2025 |       | Harris County Tax Office | P&I                       | 3,761.01   |
| Deposit                                     | 04/16/2025 |       | Harris County Tax Office | Deliquent P&I             | 1,963.11   |
| Deposit                                     | 04/28/2025 |       | Harris County Tax Office | P&I                       | 7,041.44   |
| Deposit                                     | 04/28/2025 |       | Harris County Tax Office | Deliquent P&I             | 2,738.22   |
| Total 42100 · Penalty & Interest            |            |       |                          |                           | 122,897.39 |
| <b>42300 · Tax Revenue</b>                  |            |       |                          |                           |            |

No assurance is provided on these financial statements



# Harris County ESD No. 1 - GOF

## Profit & Loss Detail

### January through April 2025

Accrual Basis

| Type                                           | Date       | Num    | Name                           | Memo                                                  | Amount       |
|------------------------------------------------|------------|--------|--------------------------------|-------------------------------------------------------|--------------|
| Deposit                                        | 01/09/2025 |        | Harris County Tax Office       | Current Levy                                          | 588,788.83   |
| Deposit                                        | 01/09/2025 |        | Harris County Tax Office       | Deliquent Levy                                        | 3,908.90     |
| Deposit                                        | 01/14/2025 |        | Harris County Tax Office       | Current Levy                                          | 964,493.72   |
| Deposit                                        | 01/14/2025 |        | Harris County Tax Office       | Deliquent Levy                                        | 12,716.77    |
| Deposit                                        | 01/24/2025 |        | Harris County Tax Office       | Current Levy                                          | 1,331,680.29 |
| Deposit                                        | 01/24/2025 |        | Harris County Tax Office       | Deliquent Levy                                        | -5,563.04    |
| Deposit                                        | 01/28/2025 |        | Harris County Tax Office       | Current Levy                                          | 1,062,803.07 |
| Deposit                                        | 01/28/2025 |        | Harris County Tax Office       | Deliquent Levy                                        | 5,027.73     |
| Deposit                                        | 01/29/2025 |        | Harris County Tax Office       | Current Levy                                          | 1,736,788.71 |
| Deposit                                        | 01/29/2025 |        | Harris County Tax Office       | Deliquent Levy                                        | 4,180.76     |
| Deposit                                        | 01/30/2025 |        | Harris County Tax Office       | Current Levy                                          | 44,174.44    |
| Deposit                                        | 01/31/2025 |        | Harris County Tax Office       | Current Levy                                          | 1,324,288.30 |
| Deposit                                        | 01/31/2025 |        | Harris County Tax Office       | Deliquent Levy                                        | 7,156.03     |
| Total 42300 · Tax Revenue                      |            |        |                                |                                                       | 7,080,444.51 |
| Total 42000 · Tax Revenues                     |            |        |                                |                                                       | 7,203,341.90 |
| <b>43000 · Other Income</b>                    |            |        |                                |                                                       |              |
| <b>43100 · Miscellaneous Income</b>            |            |        |                                |                                                       |              |
| Deposit                                        | 01/13/2025 |        | Harris County Tax Office       | Misc Income                                           | 7,275.60     |
| Deposit                                        | 02/14/2025 |        | Harris County Tax Office       | Misc Income                                           | 8,650.98     |
| Deposit                                        | 03/07/2025 |        | Harris County Tax Office       | Misc Income                                           | 5,093.08     |
| Deposit                                        | 04/10/2025 |        | Harris County Tax Office       | Interest Earned                                       | 1,919.81     |
| Total 43100 · Miscellaneous Income             |            |        |                                |                                                       | 22,939.47    |
| <b>43200 · Donations &amp; Contributions</b>   |            |        |                                |                                                       |              |
| Deposit                                        | 02/18/2025 | 16555  | Harris County Utility Distr... | Monthly Collection (2 Months)                         | 1,658.00     |
| Deposit                                        | 02/18/2025 | 16593  | Harris County Utility Distr... | Monthly Collections                                   | 814.23       |
| Deposit                                        | 03/03/2025 | 16423  | Harris County Utility Distr... | Monthly Collections                                   | 818.00       |
| Deposit                                        | 03/03/2025 | 16476  | Harris County Utility Distr... | Monthly Collections                                   | 824.42       |
| Deposit                                        | 04/08/2025 |        | Harris County Utility Distr... | Mobile RDC ACH                                        | 80,414.45    |
| Total 43200 · Donations & Contributions        |            |        |                                |                                                       | 84,529.10    |
| <b>43550 · Interest Earned on Checking</b>     |            |        |                                |                                                       |              |
| Deposit                                        | 01/31/2025 |        |                                | Interest                                              | 19,013.83    |
| Deposit                                        | 02/28/2025 |        |                                | Interest                                              | 17,176.11    |
| Deposit                                        | 03/31/2025 |        |                                | Interest                                              | 2,950.10     |
| Deposit                                        | 04/30/2025 |        |                                | Interest                                              | 1,136.54     |
| Total 43550 · Interest Earned on Checking      |            |        |                                |                                                       | 40,276.58    |
| <b>43700 · Interest Earned on Temp. Invest</b> |            |        |                                |                                                       |              |
| Deposit                                        | 01/31/2025 |        |                                | Interest                                              | 22,024.61    |
| Deposit                                        | 01/31/2025 |        |                                | Interest                                              | 12,843.00    |
| Deposit                                        | 02/28/2025 |        |                                | Interest                                              | 40,280.37    |
| Deposit                                        | 02/28/2025 |        |                                | Interest                                              | 23,312.07    |
| Deposit                                        | 03/31/2025 |        |                                | Interest                                              | 44,196.54    |
| Deposit                                        | 03/31/2025 |        |                                | Interest                                              | 49,090.75    |
| Deposit                                        | 04/30/2025 |        |                                | Interest                                              | 42,912.93    |
| Deposit                                        | 04/30/2025 |        |                                | Interest                                              | 47,262.49    |
| Total 43700 · Interest Earned on Temp. Invest  |            |        |                                |                                                       | 281,922.76   |
| Total 43000 · Other Income                     |            |        |                                |                                                       | 429,667.91   |
| Total Income                                   |            |        |                                |                                                       | 7,843,221.81 |
| Gross Profit                                   |            |        |                                |                                                       | 7,843,221.81 |
| <b>Expense</b>                                 |            |        |                                |                                                       |              |
| <b>Ask My Accountant</b>                       |            |        |                                |                                                       |              |
| Bill                                           | 04/01/2025 | R20546 | Hilltop Securities Asset ...   | Fee Incurred In Connection With The Arbitrage Calc... | 5,705.00     |
| Total Ask My Accountant                        |            |        |                                |                                                       | 5,705.00     |
| <b>143502 · Commissions Paid from Levy</b>     |            |        |                                |                                                       |              |
| Deposit                                        | 01/09/2025 |        | Harris County Tax Office       | Adj/Fees                                              | 5,938.97     |
| Deposit                                        | 01/14/2025 |        | Harris County Tax Office       | Adj/Fees                                              | 9,804.08     |

No assurance is provided on these financial statements

# Harris County ESD No. 1 - GOF

## Profit & Loss Detail

### January through April 2025

Accrual Basis

| Type                                             | Date       | Num      | Name                      | Memo                                                | Amount       |
|--------------------------------------------------|------------|----------|---------------------------|-----------------------------------------------------|--------------|
| Deposit                                          | 01/24/2025 |          | Harris County Tax Office  | Adj/Fees                                            | 4,149.81     |
| Total 143502 · Commissions Paid from Levy        |            |          |                           |                                                     | 19,892.86    |
| <b>162800 · Facilities &amp; Equipment (DNU)</b> |            |          |                           |                                                     |              |
| <b>162840 · Equip Rental &amp; Maintenance</b>   |            |          |                           |                                                     |              |
| Bill                                             | 02/10/2025 | 9208...  | Stryker Medical Corp      | ProCare Service Contract 02.09.2025 - 02.08.2026    | 45,739.98    |
| Total 162840 · Equip Rental & Maintenance        |            |          |                           |                                                     | 45,739.98    |
| Total 162800 · Facilities & Equipment (DNU)      |            |          |                           |                                                     | 45,739.98    |
| <b>50000 · Commissioner Salaries and Wages</b>   |            |          |                           |                                                     |              |
| <b>50250 · Commissioner Reimbursement</b>        |            |          |                           |                                                     |              |
| Bill                                             | 01/25/2025 | JAN 2... | Fred A Scibuola           | JANUARY 2025 Reimbursement                          | 750.00       |
| Bill                                             | 01/28/2025 | Reim...  | Shirley Reed              | Reimbursement Request January 1 - January 24, 2...  | 1,000.00     |
| Gener...                                         | 02/01/2025 | CPA ...  | Shirley Reed              | Reverse of GJE CPA 24-2 -- Refund due from S. R...  | 400.00       |
| Bill                                             | 02/18/2025 | JAN ...  | Fred A Scibuola           | JANUARY/FEBRUARY 2025 Reimbursement                 | 750.00       |
| Bill                                             | 02/18/2025 | Reim...  | Shirley Reed              | Reimbursement Request January 24 - February 14, ... | 800.00       |
| Bill                                             | 02/18/2025 | Reim...  | Shirley Reed              | Reduction for 2024 Overage                          | -400.00      |
| Bill                                             | 03/01/2025 | JAN ...  | Pete Serna                | Commissioner Reimbursement - January & Februar...   | 1,400.00     |
| Bill                                             | 03/19/2025 | FEB ...  | Fred A Scibuola           | FEBRUARY/MARCH 2025 Reimbursement                   | 1,000.00     |
| Bill                                             | 03/31/2025 | MAR ...  | Pete Serna                | Commissioner Reimbursement - March 2025             | 1,000.00     |
| Bill                                             | 04/17/2025 | 2025 ... | Virginia Bazan            | Reimbursement Jan-Apr 2025                          | 3,200.00     |
| Bill                                             | 04/22/2025 | MAR ...  | Fred A Scibuola           | MARCH/APRIL 2025 Reimbursement                      | 2,000.00     |
| Bill                                             | 04/28/2025 | APR ...  | Pete Serna                | Commissioner Reimbursement - April 2025             | 800.00       |
| Total 50250 · Commissioner Reimbursement         |            |          |                           |                                                     | 12,700.00    |
| Total 50000 · Commissioner Salaries and Wages    |            |          |                           |                                                     | 12,700.00    |
| <b>51000 · HCEC Program Expense</b>              |            |          |                           |                                                     |              |
| <b>51100 · HCEC Contract Expense</b>             |            |          |                           |                                                     |              |
| Bill                                             | 01/31/2025 | 03122    | HCEC                      | Rate \$984.21 @2271Trips less (\$604,319.46)        | 1,630,821.45 |
| Bill                                             | 02/28/2025 | 03146    | HCEC                      | Rate \$984.21 @2131Trips less (\$706,638.12)        | 1,390,713.39 |
| Bill                                             | 03/31/2025 | 03161    | HCEC                      | Rate \$984.21 @2392Trips less (\$636,721.64)        | 1,717,508.68 |
| Bill                                             | 04/30/2025 | 03178    | HCEC                      | Rate \$984.21 @2269Trips less (\$566,696.24)        | 1,666,476.25 |
| Total 51100 · HCEC Contract Expense              |            |          |                           |                                                     | 6,405,519.77 |
| Total 51000 · HCEC Program Expense               |            |          |                           |                                                     | 6,405,519.77 |
| <b>52000 · Contract Services (DNU)</b>           |            |          |                           |                                                     |              |
| <b>52100 · Accounting Fees</b>                   |            |          |                           |                                                     |              |
| Bill                                             | 01/31/2025 | 2675     | The Morton Accounting ... | January 2025 CPA Services                           | 5,147.16     |
| Bill                                             | 02/28/2025 | 2692     | The Morton Accounting ... | February 2025 CPA Services                          | 4,675.00     |
| Bill                                             | 02/28/2025 | 2692     | The Morton Accounting ... | Additional Hours                                    | 1,432.16     |
| Bill                                             | 03/31/2025 | 2699     | The Morton Accounting ... | March 2025 CPA Services                             | 4,675.00     |
| Bill                                             | 03/31/2025 | 2699     | The Morton Accounting ... | Additional Hours                                    | 1,122.51     |
| Bill                                             | 04/30/2025 | 2716     | The Morton Accounting ... | April 2025 CPA Services                             | 4,675.00     |
| Bill                                             | 04/30/2025 | 2716     | The Morton Accounting ... | Additional Hours                                    | 929.67       |
| Total 52100 · Accounting Fees                    |            |          |                           |                                                     | 22,656.50    |
| <b>52200 · Audit Fees</b>                        |            |          |                           |                                                     |              |
| Bill                                             | 04/01/2025 | 1137...  | Carr Riggs & Ingram       | Progress Billing For Audit Ending December 31, 2024 | 16,000.00    |
| Bill                                             | 04/30/2025 | 1137...  | Carr Riggs & Ingram       | 2024 Final Audit Billing                            | 7,900.00     |
| Total 52200 · Audit Fees                         |            |          |                           |                                                     | 23,900.00    |
| <b>52300 · Legal Fees</b>                        |            |          |                           |                                                     |              |
| Bill                                             | 01/11/2025 |          | Caryn Papantonakis        | Legal Fees                                          | 6,000.00     |
| Bill                                             | 02/11/2025 |          | Caryn Papantonakis        | Legal Fees                                          | 6,000.00     |
| Bill                                             | 03/11/2025 |          | Caryn Papantonakis        | Legal Fees                                          | 6,000.00     |
| Bill                                             | 04/11/2025 |          | Caryn Papantonakis        | Legal Fees                                          | 6,000.00     |
| Total 52300 · Legal Fees                         |            |          |                           |                                                     | 24,000.00    |
| <b>52350 · Outside Contract Services</b>         |            |          |                           |                                                     |              |
| Bill                                             | 01/31/2025 | 12232    | AG CM Inc.                | Project Management Support #93 & 96 -January 2025   | 2,192.00     |

No assurance is provided on these financial statements

# Harris County ESD No. 1 - GOF

## Profit & Loss Detail

### January through April 2025

Accrual Basis

| Type                                               | Date       | Num      | Name                         | Memo                                                | Amount              |
|----------------------------------------------------|------------|----------|------------------------------|-----------------------------------------------------|---------------------|
| Bill                                               | 03/31/2025 | 63251    | Equitax Inc.                 | 2024 Annual Tax True Up                             | 3,200.00            |
| Total 52350 · Outside Contract Services            |            |          |                              |                                                     | 5,392.00            |
| <b>52550 · Election Expense</b>                    |            |          |                              |                                                     |                     |
| Bill                                               | 01/31/2025 | 219507   | Radcliffe Bobbitt Adams ...  | Legal - Elections - JAN 2025                        | 357.50              |
| Total 52550 · Election Expense                     |            |          |                              |                                                     | 357.50              |
| Total 52000 · Contract Services (DNU)              |            |          |                              |                                                     | 76,306.00           |
| <b>53000 · Operations (DNU)</b>                    |            |          |                              |                                                     |                     |
| <b>53150 · Dues &amp; Subscriptions</b>            |            |          |                              |                                                     |                     |
| Bill                                               | 01/31/2025 | 14254    | Oak Interactive, LLC         | Monthly Website Maintenance - January 2025          | 450.00              |
| Bill                                               | 02/28/2025 | 14288    | Oak Interactive, LLC         | Monthly Website Maintenance - February 2025         | 450.00              |
| Bill                                               | 03/31/2025 | 14319    | Oak Interactive, LLC         | Monthly Website Maintenance - March 2025            | 450.00              |
| Bill                                               | 04/30/2025 | 14349    | Oak Interactive, LLC         | Monthly Website Maintenance - April 2025            | 450.00              |
| Total 53150 · Dues & Subscriptions                 |            |          |                              |                                                     | 1,800.00            |
| <b>53200 · Postage</b>                             |            |          |                              |                                                     |                     |
| Bill                                               | 01/31/2025 | 2675     | The Morton Accounting ...    | 2024 NEC and MISC 1099 Forms Electronically File... | 59.50               |
| Total 53200 · Postage                              |            |          |                              |                                                     | 59.50               |
| <b>53300 · Printing &amp; Copying</b>              |            |          |                              |                                                     |                     |
| Bill                                               | 01/31/2025 | 2675     | The Morton Accounting ...    | Copies                                              | 4.20                |
| Bill                                               | 02/28/2025 | 2692     | The Morton Accounting ...    | Copies                                              | 16.80               |
| Bill                                               | 03/31/2025 | 2699     | The Morton Accounting ...    | Copies                                              | 12.25               |
| Bill                                               | 04/30/2025 | 2716     | The Morton Accounting ...    | Copies                                              | 7.00                |
| Total 53300 · Printing & Copying                   |            |          |                              |                                                     | 40.25               |
| Total 53000 · Operations (DNU)                     |            |          |                              |                                                     | 1,899.75            |
| <b>54000 · General and Admin Expenses</b>          |            |          |                              |                                                     |                     |
| <b>54150 · Insurance - Gen Liab-Err &amp; Omis</b> |            |          |                              |                                                     |                     |
| Bill                                               | 01/23/2025 | 2025-... | VFIS of Texas                | HARC0-1 Insurance Coverage - 1/1/25 to 1/1/26       | 106,972.00          |
| Bill                                               | 04/30/2025 | INV-3... | Cowbell Cyber, Inc           | Cyber Insurance - April 2025                        | 9,254.00            |
| Total 54150 · Insurance - Gen Liab-Err & Omis      |            |          |                              |                                                     | 116,226.00          |
| <b>54400 · HCAD Qtr Expenses</b>                   |            |          |                              |                                                     |                     |
| Bill                                               | 02/12/2025 | CI-00... | Harris Central Appraisal ... | 2nd Qtr Quarterly 2025 Assessment                   | 47,001.00           |
| Total 54400 · HCAD Qtr Expenses                    |            |          |                              |                                                     | 47,001.00           |
| <b>54600 · Travel &amp; Meetings</b>               |            |          |                              |                                                     |                     |
| Bill                                               | 01/21/2025 | Jan 2... | Chase Card Services          | Meals                                               | 47.52               |
| Bill                                               | 03/01/2025 | JAN ...  | Pete Serna                   | Mileage                                             | 238.00              |
| Total 54600 · Travel & Meetings                    |            |          |                              |                                                     | 285.52              |
| Total 54000 · General and Admin Expenses           |            |          |                              |                                                     | 163,512.52          |
| Total Expense                                      |            |          |                              |                                                     | 6,731,275.88        |
| Net Ordinary Income                                |            |          |                              |                                                     | 1,111,945.93        |
| <b>Net Income</b>                                  |            |          |                              |                                                     | <b>1,111,945.93</b> |

No assurance is provided on these financial statements



Two Riverway, 15th Floor  
Houston, TX 77056-1949  
713-621-8090

Harris County EMS District I  
2800 Aldine Bender Road  
Houston, TX 77032

Invoice No. 113775379 (include on check)  
Date 04/30/2025  
Client No. 94-02081.001AX

---

Professional services rendered as follows:

Final billing for the financial statement audit of Harris County  
EMS District #1 for the year ended December 31, 2024.

Final Amount Due \$ 7,900.00

---

Assurance, attest, and audit services provided by Carr, Riggs & Ingram, L.L.C.  
Tax, business consulting, and all other services provided by CRI Advisors, LLC

"CRI" is the brand name under which Carr, Riggs & Ingram, L.L.C. ("CPA Firm") and CRI Advisors, LLC ("Advisors") and its subsidiary entities provide professional services. CPA Firm and Advisors (and its subsidiary entities) practice as an alternative practice structure in accordance with the AICPA Code of Professional Conduct and applicable law, regulations and professional standards. CPA Firm is a licensed independent CPA firm that provides attest services to its clients, and Advisors and its subsidiary entities provide tax and business consulting services to their clients. Advisors and its subsidiary entities are not licensed CPA firms.

Invoice payable upon receipt. Please include invoice number with payment.  
To pay by ACH or credit card, please visit <https://criadv.com/client-resources/> or scan QR code below.  
Credit card payments are subject to a 3.5% surcharge.  
CRI reserves the right to assess finance charges on past due balances up to the maximum amount allowed under state law.





## RESULTS

To: 5/20/2025

Position: Commissioner

[illegible]

Declarant's Signature



HARRIS CENTRAL APPRAISAL DISTRICT  
BUDGET AND FINANCE DIVISION - ACCOUNTS RECEIVABLE  
PO BOX 924208  
HOUSTON, TX 77292-4208  
UNITED STATES OF AMERICA  
PHONE: +1 (713) 8087659  
FAX: +1 (713) 9577410

## INVOICE

Invoice Number: CI-00005054  
Invoice Date: 05/21/2025  
Due Date: 06/30/2025  
Terms: DUE UPON RECEIPT  
Customer ID: 671

**Bill To:**

HARRIS COUNTY ESD 1  
CATHY SUNDAY  
1125 CYPRESS STATION DR STE H-4  
HOUSTON, TX 77090

**Remit To:**

HARRIS CENTRAL APPRAISAL DISTRICT  
Budget and Finance Division - Accounts Receivable  
PO Box 924208  
Houston, TX 77292-4208  
United States of America  
+1 (713) 8087659

| Sales Item               | Description | Quantity | UOM     | Unit Price | Amount           |
|--------------------------|-------------|----------|---------|------------|------------------|
| Third Quarter Assessment |             | 1        | Quarter | 47,203.00  | 47,203.00        |
| <b>Sub Total</b>         |             |          |         |            | <b>47,203.00</b> |
| <b>Tax</b>               |             |          |         |            | <b>0.00</b>      |
| <b>Invoice Total</b>     |             |          |         |            | <b>47,203.00</b> |

PENALTY AND INTEREST APPLY IF  
NOT PAID BY DUE DATE.

\* SEC 6.06(e), TEXAS PROPERTY TAX CODE

**MAIL TO:**

HARRIS CENTRAL APPRAISAL DISTRICT  
BUDGET AND FINANCE DIVISION -  
ACCOUNTS RECEIVABLE  
PO BOX 924208  
HOUSTON, TX 77292-4208  
UNITED STATES OF AMERICA

# Invoice



Page 1/1  
Invoice 03178  
Date 4/30/2025

**Harris County Emergency Corps**  
2800 Aldine Bender Road  
Houston TX 77032

Bill To: Harris County ESD#1

Ship To: Harris County ESD#1  
Melissa Morton

| Customer ID |              | Shipping Method                  | Payment Terms  | Req Ship Date | Master No.     |
|-------------|--------------|----------------------------------|----------------|---------------|----------------|
| H0001       |              |                                  | Due on Receipt | 4/30/2025     | 3,159          |
| Ordered     | Item Number  | Description                      | Discount       | Unit Price    | Ext. Price     |
| 2,269.00    | 911 SERVICES | 911 Services under ESD1 contract | \$0.00         | \$984.21      | \$2,233,172.49 |
| 1.00        | INTERMEDI    |                                  | \$0.00         | -\$566,696.24 | -\$566,696.24  |
|             | COLLECTED    |                                  |                |               |                |
| 1.00        | LEASE        | Lease Payments ESD1 Ambulances   | \$0.00         | -\$7,000.00   | -\$7,000.00    |
|             | AMBULANCES   |                                  |                |               |                |
| 1.00        | LEASE        | Lease payments to ESD1 Bldg/Eq   | \$0.00         | -\$45,553.00  | -\$45,553.00   |
|             | PAYMENTS     |                                  |                |               |                |

Thank you for your business!

|                |                |
|----------------|----------------|
| Subtotal       | \$1,613,923.25 |
| Misc           | \$0.00         |
| Tax            | \$0.00         |
| Freight        | \$0.00         |
| Trade Discount | \$0.00         |
| Total          | \$1,613,923.25 |



# INVOICE

**OAK Interactive, LLC**

1819 Blue Water Bay Dr., Katy, TX 77494,

UNITED STATES

info@oakinteractive.com; Website:

www.oakinteractive.com

**Invoice No#:** 14349

**Invoice Date:** Apr 30, 2025

**Reference:** Creative Services

**Due Date:** May 30, 2025

**\$450.00 USD**  
**AMOUNT DUE**

**BILL TO**

HCESD-1.org

Melissa Morton

2800 Aldine Bender Rd., Houston, TX

77032, UNITED STATES

| # | ITEMS & DESCRIPTION | QTY/HRS      | PRICE    | AMOUNT(\$)          |
|---|---------------------|--------------|----------|---------------------|
| 1 | Website Maintenance | 1            | \$450.00 | \$450.00            |
|   |                     | Subtotal     |          | \$450.00            |
|   |                     | <b>TOTAL</b> |          | <b>\$450.00 USD</b> |

**NOTES TO CUSTOMER**

April, 2025 - Kindly Remit to: OAK Interactive, LLC

1819 Blue Water Bay Dr., Katy, TX 77494

Thank YOU For Your Business!

**TERMS AND CONDITIONS**

Net 30 - Interest accrued at 2% per month, thereafter. Make checks payable to: OAK Interactive, LLC or pay via Credit Card with a 4% processing fee. Sales Tax applied to:

- Website Maintenance
- Website Design & Development
- Hard Cost for production items

2012年12月15日

Pay Period  
From: 4/1/2025  
To: #####

### Mileage Detail

Pete M. Serna  
Declarant's Signature





# Invoice

| Date      | Invoice # |
|-----------|-----------|
| 4/30/2025 | 2716      |

|                                                                    |
|--------------------------------------------------------------------|
| Bill To                                                            |
| Harris County ESD #1<br>2800 Aldine Bender Rd<br>Houston, TX 77032 |

| Terms  | Due Date  |
|--------|-----------|
| Net 30 | 5/30/2025 |

| Serviced  | Description                                                                                                                               | Time    | Rate     | Amount   |
|-----------|-------------------------------------------------------------------------------------------------------------------------------------------|---------|----------|----------|
| 4/30/2025 | April CPA Services                                                                                                                        |         | 4,675.00 | 4,675.00 |
| 4/30/2025 | Additional Hours (Coordinating with board members on batch approvals and fixing access to system, Reports for arbitrage reports for 2024) | 5.81042 | 160.00   | 929.67   |
| 4/30/2025 | Copies                                                                                                                                    | 20      | 0.35     | 7.00     |

|                                                                                                               |  |                         |            |
|---------------------------------------------------------------------------------------------------------------|--|-------------------------|------------|
| Please Remit Payment to:<br>The Morton Accounting Service<br>410 Pierce Street Suite 230<br>Houston, TX 77002 |  | <b>Total</b>            | \$5,611.67 |
| or via the Intuit payment link in the email.                                                                  |  | <b>Payments/Credits</b> | \$0.00     |
|                                                                                                               |  | <b>Balance Due</b>      | \$5,611.67 |



A DIVISION OF WINSTAR INSURANCE GROUP

13625 Ronald W Reagan Blvd  
Bldg. 3, Suite 100  
Cedar Park, TX 78613  
Phone: (800) 252-9435

|                 |  |             |
|-----------------|--|-------------|
| Invoice # 18840 |  | Page 1 of 1 |
| Account Number  |  | Date        |
| HARRCOE-01      |  | 5/7/2025    |
| Balance Due On  |  |             |
| 6/7/2025        |  |             |
| Amount Paid     |  | Amount Due  |
|                 |  | \$22,848.00 |

**Harris Co ESD #1**  
**2800 Aldine Bender Rd. Ste A**  
**Houston, TX 77032**

You can now pay ONLINE. To make a payment  
online, click here: <https://winstar.appliedpay.com/>

Commercial Package

Policy Number: VFNU-TR-0001761

Effective: 1/1/2025 to 1/1/2026

| Item #                 | Trans Eff Date | Due DateTrans | Description                           | Amount      |
|------------------------|----------------|---------------|---------------------------------------|-------------|
| 91216                  | 3/24/2025      | 6/7/2025 ENDT | Endorsement for Adding Prem 6-1 & 6-2 | \$22,848.00 |
| Total Invoice Balance: |                |               |                                       | \$22,848.00 |

Please note that a \$25 late fee will be applied to any payments that are not received by the due date indicated.



---

**Your Invoice from Cowbell Insurance Agency is Generated**

---

**From** Team Cowbell <noreply@cowbellcyber.ai>**Date** Tue 5/20/2025 2:06 PM**To** Jeremy Hyde <jhyde@hcec.com>**Cc** sstryk@vfistx.com <sstryk@vfistx.com>

APPROVED  
Harris County ESD #1  
Board of Commissioners

MAY 27 2025

President: Secretary: **Invoice from Cowbell Insurance Agency**

Invoice # INV-3BAV6FX7V-002

**AMOUNT DUE:** \$9,254.00**DUE DATE:** May 27, 2025**BILLED TO:** Harris County Emergency Service  
District #1[Make Payment](#)[Log in for Details](#)

“ Thank you for selecting Cowbell Insurance Agency, we appreciate your business.

**SUMMARY**

|                              |                   |
|------------------------------|-------------------|
| Policy# FLY-CB-3BAV6FX7V-002 | \$9,254.00        |
| <b>Amount Due</b>            | <b>\$9,254.00</b> |

Please contact your agent for any policy changes or coverage questions. To report a claim, please call 1 (833) 633-8666.

Your personalized login url: [\[console.cowbellcyber.ai\]](https://console.cowbellcyber.ai)console.cowbellcyber.ai

Best,

**Keywords:** *Self-esteem, self-esteem threat, self-esteem threat sensitivity, self-esteem threat sensitivity scale, self-esteem threat sensitivity scale-2*

Pay Period  
From: April 22,2025  
To: #####

Pay Period  
From: April 22,2025  
To: #####

|                 |          |
|-----------------|----------|
| Sub Total:      | -        |
| Mileage Detail: | 1,400.00 |
| TOTAL:          | -        |
|                 | 1,400.00 |

IRS Standard Rate      \$    0.67

|        |   |
|--------|---|
| Total: | - |
|--------|---|

Executed in Harris County, Tate of Texas on the 17 day of April, 2025.

Declarant's Signature



## President's Report – HCEC

May 2025

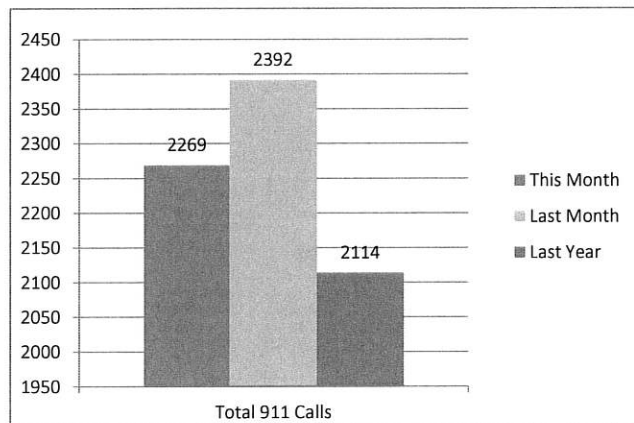
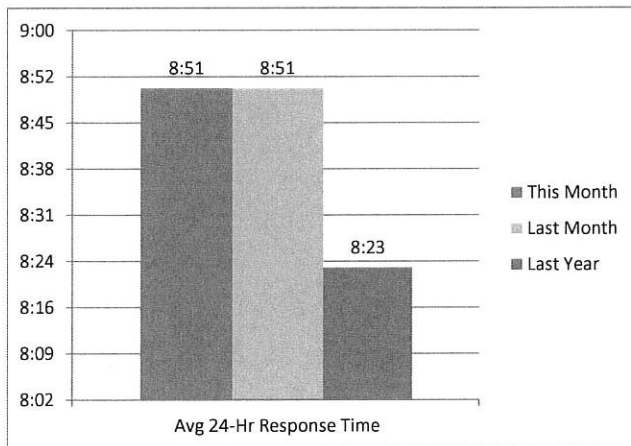
- HCEC responded to 2269 911 calls this month, compared to 2392 in the previous month. Our response time is 8:51.
- HCEC moved into the new Station 93 on 5/12. The crews are loving the new station. Everything seems to be working well.
- HCEC attended and Dr. Decker presented at the Texas chapter of the National Association of EMS Physicians conference.
- HCEC Clinical Services Department held a Case Review on 5/14 which highlights challenging calls we encounter.
- HCEC held EMS Week the week of 5/19 to celebrate the great work our people do for our community.

Vehicle Accidents last month: 3 minor

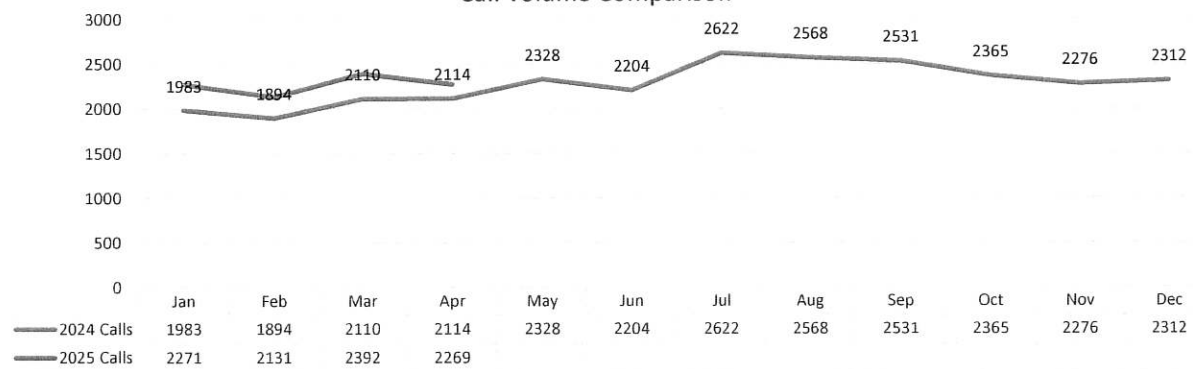
Maintenance Requests last month: 22



## HCEC Activity April 2025



### Call Volume Comparison





Division 11 Harris County Emerg Corps

## 911 STATISTICS REPORT FOR PERIOD 04-01-25 to 04-30-25

5/15/2025 9:16:36 AM Page 1 of 11

| INCIDENT TOTALS |    |    |    |    |    |    |    |    |    |    |    |    |    |    |    |    |    |    |    |    |    |    |    |    |     |    |    |    |    |    |       |  | * Medic units that went enroute in district, NO mutual aid responses |  |
|-----------------|----|----|----|----|----|----|----|----|----|----|----|----|----|----|----|----|----|----|----|----|----|----|----|----|-----|----|----|----|----|----|-------|--|----------------------------------------------------------------------|--|
| RESPONSE TYPE   | 01 | 02 | 03 | 04 | 05 | 06 | 07 | 08 | 09 | 10 | 11 | 12 | 13 | 14 | 15 | 16 | 17 | 18 | 19 | 20 | 21 | 22 | 23 | 24 | 25  | 26 | 27 | 28 | 29 | 30 | Total |  |                                                                      |  |
| ALS Response    | 62 | 53 | 65 | 68 | 61 | 61 | 64 | 47 | 62 | 57 | 41 | 50 | 63 | 53 | 74 | 54 | 57 | 67 | 48 | 50 | 56 | 53 | 59 | 65 | 80  | 67 | 74 | 49 | 61 | 66 | 1,787 |  |                                                                      |  |
| BLS Response    | 22 | 15 | 22 | 20 | 19 | 11 | 19 | 16 | 16 | 25 | 20 | 16 | 18 | 23 | 25 | 16 | 19 | 21 | 17 | 19 | 14 | 23 | 19 | 14 | 27  | 12 | 22 | 21 | 15 | 18 | 564   |  |                                                                      |  |
| Totals          | 84 | 68 | 87 | 88 | 80 | 72 | 83 | 63 | 78 | 82 | 61 | 66 | 81 | 76 | 99 | 70 | 76 | 88 | 65 | 69 | 70 | 76 | 78 | 79 | 107 | 79 | 96 | 70 | 76 | 84 | 2,351 |  |                                                                      |  |

| INCIDENT TOTALS BY SHIFT |    |    |    |    |    |    |    |    |    |    |    |    |    |    |    |    |    |    |    |    |    |    |    |    |     |    |    |    |    |    |       |  | * Medic units that went enroute in district, NO mutual aid responses |  |
|--------------------------|----|----|----|----|----|----|----|----|----|----|----|----|----|----|----|----|----|----|----|----|----|----|----|----|-----|----|----|----|----|----|-------|--|----------------------------------------------------------------------|--|
| SHIFT                    | 01 | 02 | 03 | 04 | 05 | 06 | 07 | 08 | 09 | 10 | 11 | 12 | 13 | 14 | 15 | 16 | 17 | 18 | 19 | 20 | 21 | 22 | 23 | 24 | 25  | 26 | 27 | 28 | 29 | 30 | Total |  |                                                                      |  |
| - Shift                  |    |    |    | 1  |    |    |    |    |    | 1  | 1  |    |    |    |    |    | 1  |    | 2  |    | 1  |    |    |    | 1   |    |    |    | 2  |    | 10    |  |                                                                      |  |
| A - Shift                |    |    |    | 77 | 14 | 60 | 9  |    |    |    |    | 53 | 15 | 61 | 11 |    |    |    |    | 55 | 8  | 64 | 7  |    |     |    |    | 61 | 8  | 70 | 573   |  |                                                                      |  |
| B - Shift                |    |    |    |    | 66 | 12 | 74 | 9  |    |    |    |    | 66 | 15 | 88 | 7  |    |    |    |    | 61 | 12 | 71 | 17 |     |    |    |    | 66 | 14 | 578   |  |                                                                      |  |
| C - Shift                | 11 | 58 | 12 |    |    |    |    | 54 | 11 | 68 | 9  |    |    |    |    | 63 | 5  | 76 | 14 |    |    |    |    | 62 | 16  | 73 | 23 |    |    |    | 555   |  |                                                                      |  |
| D - Shift                | 73 | 10 | 75 | 10 |    |    |    |    | 67 | 13 | 51 | 13 |    |    |    |    | 70 | 12 | 49 | 14 |    |    |    |    | 90  | 6  | 73 | 9  |    |    | 635   |  |                                                                      |  |
| Totals                   | 84 | 68 | 87 | 88 | 80 | 72 | 83 | 63 | 78 | 82 | 61 | 66 | 81 | 76 | 99 | 70 | 76 | 88 | 65 | 69 | 70 | 76 | 78 | 79 | 107 | 79 | 96 | 70 | 76 | 84 | 2,351 |  |                                                                      |  |

| INCIDENT PRIORITY LEVEL SUMMARY |       |       |         |       |      |             |       | * Medic units that went enroute in district, NO mutual aid responses |  |
|---------------------------------|-------|-------|---------|-------|------|-------------|-------|----------------------------------------------------------------------|--|
| RESPONSE TYPE                   | Alpha | Bravo | Charlie | Delta | Echo | Unspecified | Total |                                                                      |  |
| ALS Response                    | 181   | 297   | 421     | 628   | 30   | 230         | 1,787 |                                                                      |  |
| BLS Response                    | 306   | 42    |         |       |      | 216         | 564   |                                                                      |  |
| Totals                          | 487   | 339   | 421     | 628   | 30   | 446         | 2,351 |                                                                      |  |

| LEVEL OF SERVICE STATUS CHANGES BY DAY |       |   |   |   |    |    |    |    |    |    |    |       |  |  |
|----------------------------------------|-------|---|---|---|----|----|----|----|----|----|----|-------|--|--|
| LEVEL OF SERVICE                       | Day-} | 1 | 6 | 4 | 14 | 30 | 21 | 22 | 23 | 50 | 60 | Total |  |  |
| Level 0                                |       |   | 2 | 1 | 1  | 1  |    |    |    | 1  | 1  | 7     |  |  |
| Level 1                                |       | 1 | 1 |   |    | 2  | 1  | 1  | 1  | 6  | 1  | 14    |  |  |
| Totals                                 |       | 1 | 3 | 1 | 1  | 3  | 1  | 1  | 1  | 7  | 2  | 21    |  |  |

| OUT OF THE CHUTE RESPONSE AVERAGES AND STATISTICS |                     |                     |                    |                        |                      |                       | * Incidents with units that enroute in district, NO mutual aid responses |  |
|---------------------------------------------------|---------------------|---------------------|--------------------|------------------------|----------------------|-----------------------|--------------------------------------------------------------------------|--|
| RESPONSE TYPE                                     | ASSIGNED TO ENROUTE | ASSIGNED TO ONSCENE | ENROUTE TO ONSCENE | HOSPITAL TO IN-SERVICE | AVERAGE ONSCENE TIME | AVERAGE INCIDENT TIME |                                                                          |  |
| ALS Response                                      | 00:01:02            | 00:09:25            | 00:08:22           | 00:26:52               | 00:16:58             | 00:54:46              |                                                                          |  |
| BLS Response                                      | 00:01:03            | 00:10:14            | 00:09:10           | 00:26:12               | 00:15:45             | 00:52:39              |                                                                          |  |



Division 11 Harris County Emerg Corps

## 911 STATISTICS REPORT FOR PERIOD 04-01-25 to 04-30-25

5/15/2025 9:16:36 AM Page 2 of 11

| AVERAGE RESPONSE TIMES BY UNIT - IN DISTRICT |        |                     |                     |                    |                        |                      | * All units assigned to a response in district that went enroute |
|----------------------------------------------|--------|---------------------|---------------------|--------------------|------------------------|----------------------|------------------------------------------------------------------|
| HH:MM:SS                                     | UNIT   | ASSIGNED TO ENROUTE | ASSIGNED TO ONSCENE | ENROUTE TO ONSCENE | HOSPITAL TO IN-SERVICE | AVERAGE ONSCENE TIME | AVERAGE INCIDENT TIME                                            |
|                                              | EMS910 | 00:00:54            | 00:09:54            | 00:08:59           | 00:25:15               | 00:13:19             | 00:54:00                                                         |
|                                              | EMS940 | 00:00:56            | 00:11:16            | 00:10:18           | 00:13:03               | 00:16:11             | 00:46:40                                                         |
|                                              | EMS980 | 00:01:03            | 00:12:13            | 00:11:07           | 00:29:30               | 00:15:52             | 00:53:29                                                         |
|                                              | M91    | 00:00:57            | 00:08:31            | 00:07:32           | 00:32:04               | 00:17:39             | 01:01:58                                                         |
|                                              | M910   | 00:00:27            | 00:05:00            | 00:04:32           | 00:25:46               | 00:12:12             | 00:38:14                                                         |
|                                              | M92    | 00:01:03            | 00:08:54            | 00:07:51           | 00:23:20               | 00:15:10             | 00:52:01                                                         |
|                                              | M920   | 00:00:54            | 00:08:12            | 00:07:17           | 00:29:41               | 00:15:39             | 00:56:34                                                         |
|                                              | M921   | 00:01:18            | 00:09:08            | 00:07:51           | 00:11:21               | 00:16:38             | 00:45:38                                                         |
|                                              | M93    | 00:01:12            | 00:07:23            | 00:06:10           | 00:34:31               | 00:18:09             | 00:56:15                                                         |
|                                              | M930   | 00:01:20            | 00:08:12            | 00:06:52           | 00:32:26               | 00:14:26             | 00:58:38                                                         |
|                                              | M94    | 00:01:10            | 00:07:48            | 00:06:37           | 00:32:18               | 00:16:03             | 00:55:15                                                         |
|                                              | M940   | 00:00:47            | 00:08:47            | 00:07:59           | 00:34:21               | 00:26:14             | 00:52:14                                                         |
|                                              | M941   | 00:01:23            | 00:09:23            | 00:08:00           | 00:29:54               | 00:21:44             | 01:01:05                                                         |
|                                              | M95    | 00:01:02            | 00:07:58            | 00:06:55           | 00:25:03               | 00:18:09             | 00:50:11                                                         |
|                                              | M950   | 00:01:04            | 00:11:21            | 00:10:20           | 00:36:29               | 00:12:33             | 01:01:35                                                         |
|                                              | M96    | 00:01:14            | 00:08:04            | 00:06:51           | 00:37:01               | 00:18:53             | 01:07:01                                                         |
|                                              | M97    | 00:00:58            | 00:08:21            | 00:07:22           | 00:30:14               | 00:14:45             | 00:57:34                                                         |
|                                              | M980   | 00:01:13            | 00:07:44            | 00:06:31           | 00:36:22               | 00:12:14             | 01:02:15                                                         |
|                                              | M990   | 00:00:01            | 00:00:01            | 00:00:00           | 00:00:00               | 01:11:01             | 01:11:02                                                         |

| MM:SS                       |  | AVERAGE ASSIGNED TO ON SCENE TIME - ALL CALLS | * Incidents with units that enroute in district |
|-----------------------------|--|-----------------------------------------------|-------------------------------------------------|
| AVERAGE ASSIGNED TO ONSCENE |  | 00:08:51                                      |                                                 |



Division 11 Harris County Emerg Corps

## 911 STATISTICS REPORT FOR PERIOD 04-01-25 to 04-30-25

5/15/2025 9:16:36 AM Page 3 of 11

| INCIDENT RESPONSE TOTALS BY UNIT |    |    |    |     |    |    |    |    |    |    |    |    |    |    |     |    |    |    |    |    |    |    |    |    |     |    |     |    |    |     | * All units assigned to a response that went enroute |  |
|----------------------------------|----|----|----|-----|----|----|----|----|----|----|----|----|----|----|-----|----|----|----|----|----|----|----|----|----|-----|----|-----|----|----|-----|------------------------------------------------------|--|
| UNIT                             | 01 | 02 | 03 | 04  | 05 | 06 | 07 | 08 | 09 | 10 | 11 | 12 | 13 | 14 | 15  | 16 | 17 | 18 | 19 | 20 | 21 | 22 | 23 | 24 | 25  | 26 | 27  | 28 | 29 | 30  | Total                                                |  |
| 9912                             |    |    |    |     |    |    |    |    |    |    |    |    | 1  |    |     |    |    |    |    |    |    |    |    |    |     |    |     |    |    |     | 1                                                    |  |
| 9919                             | 4  |    |    |     |    |    |    |    |    |    |    |    |    |    |     |    | 2  |    |    |    |    |    |    | 3  |     |    |     |    |    | 2   | 11                                                   |  |
| CHP1                             |    |    |    |     |    |    |    |    |    | 1  | 1  |    |    |    | 4   |    | 1  |    |    |    |    | 1  |    |    |     |    |     |    | 1  |     | 9                                                    |  |
| D90                              | 4  |    | 9  | 8   | 2  | 4  | 3  | 2  | 4  | 4  | 2  | 6  | 2  | 4  | 4   | 3  | 3  | 3  | 2  | 10 | 3  | 2  | 2  | 3  | 3   | 2  | 9   | 3  | 1  | 4   | 111                                                  |  |
| D901                             | 3  | 1  | 3  | 11  | 6  | 2  | 5  | 2  | 2  | 4  | 2  | 2  | 2  | 6  | 6   | 4  | 2  | 2  | 3  | 1  | 1  | 2  | 7  | 2  | 4   | 3  | 5   | 4  | 4  | 4   | 105                                                  |  |
| EMS910                           | 5  |    | 4  | 4   |    | 3  | 4  | 3  | 5  | 9  | 4  |    | 6  | 2  | 7   | 6  |    | 3  | 2  | 4  | 4  | 5  | 6  |    | 5   | 2  | 6   | 5  |    | 104 |                                                      |  |
| EMS940                           | 3  | 4  | 3  |     | 5  |    | 3  | 4  | 4  | 5  | 4  | 4  | 4  | 3  | 4   | 3  | 4  | 3  | 2  |    |    | 2  | 4  |    | 4   | 6  | 4   | 3  | 4  | 4   | 93                                                   |  |
| EMS980                           | 6  | 4  | 8  | 4   |    | 6  | 4  | 1  | 5  |    | 2  |    | 4  | 5  | 3   | 2  | 5  | 2  | 3  |    | 5  | 3  | 4  | 6  | 3   | 4  | 4   |    | 7  | 4   | 104                                                  |  |
| HCMD1                            |    |    |    |     |    |    |    |    |    |    |    |    |    |    |     |    | 4  |    |    |    |    |    |    |    |     |    |     |    |    |     | 4                                                    |  |
| M91                              | 7  | 6  | 7  | 12  | 8  | 7  | 8  | 4  | 6  | 6  | 2  | 5  | 5  | 8  | 10  | 5  | 5  | 4  | 4  | 7  | 5  | 5  | 6  | 8  | 9   | 8  | 7   | 7  | 10 | 8   | 199                                                  |  |
| M910                             |    |    |    |     |    |    |    |    |    |    |    |    |    |    |     |    | 4  |    |    |    |    |    |    | 3  |     |    |     |    |    |     | 7                                                    |  |
| M92                              | 9  | 8  | 8  | 9   | 8  | 8  | 8  | 8  | 8  | 9  | 6  | 5  | 9  | 8  | 12  | 8  | 5  | 5  | 4  | 6  | 9  | 9  | 6  | 5  | 12  | 4  | 10  | 6  | 6  | 10  | 228                                                  |  |
| M920                             | 7  | 7  | 8  | 7   | 6  | 7  | 11 | 6  | 7  | 8  | 5  | 5  | 8  | 8  | 10  | 6  | 5  | 7  | 4  | 4  | 5  | 6  | 9  | 5  | 10  | 6  | 12  | 9  | 7  | 9   | 214                                                  |  |
| M921                             |    |    |    |     |    |    |    |    |    |    |    |    |    |    |     |    | 5  | 5  |    |    |    |    | 1  |    |     |    |     |    |    |     | 11                                                   |  |
| M93                              | 9  | 8  | 9  | 4   | 8  | 8  | 3  | 7  | 7  | 6  | 5  | 7  | 8  | 6  | 8   | 5  | 11 | 8  | 6  | 9  | 7  | 10 | 7  | 7  | 11  | 6  | 8   | 3  | 3  | 6   | 210                                                  |  |
| M930                             | 8  | 5  | 8  | 11  | 9  | 8  | 10 | 5  | 5  | 7  | 2  | 8  | 6  | 6  | 4   | 3  | 6  | 7  | 6  | 7  | 6  | 6  | 8  | 10 | 10  | 7  | 7   | 6  | 7  | 7   | 205                                                  |  |
| M94                              | 11 | 9  | 11 | 10  | 9  | 5  | 7  | 8  | 6  | 8  | 10 | 11 | 10 | 9  | 10  | 10 | 5  | 8  | 4  | 8  | 9  | 10 | 8  | 6  | 8   | 7  | 10  | 10 | 8  | 10  | 255                                                  |  |
| M940                             |    |    |    | 7   |    | 2  |    |    |    |    |    |    |    |    |     |    |    |    |    | 3  |    |    |    |    |     |    |     |    |    |     | 12                                                   |  |
| M941                             |    |    |    |     |    |    |    |    |    |    |    |    |    |    |     |    | 3  | 7  | 4  | 1  |    |    |    | 4  | 3   | 5  | 4   |    |    |     | 31                                                   |  |
| M95                              | 8  | 4  | 6  | 9   | 7  | 9  | 11 | 6  | 9  | 7  | 7  | 4  | 6  | 10 | 7   | 9  | 5  | 11 | 5  | 4  | 7  | 4  | 8  | 6  | 10  | 6  | 7   | 6  | 6  | 11  | 215                                                  |  |
| M950                             |    |    |    |     |    |    |    |    |    |    |    |    |    |    |     |    | 6  |    | 2  | 1  |    |    |    | 3  | 2   |    |     |    |    |     | 14                                                   |  |
| M96                              | 4  | 3  | 7  | 5   | 9  | 5  | 5  | 4  | 4  | 9  | 6  | 8  | 7  | 3  | 11  | 3  | 4  | 6  | 7  | 8  | 6  | 6  | 5  | 5  | 9   | 5  | 2   | 5  | 7  | 7   | 175                                                  |  |
| M97                              | 6  | 8  | 7  | 5   | 8  | 3  | 7  | 4  | 10 | 6  | 5  | 6  | 8  | 7  | 8   | 8  | 4  | 8  | 3  | 4  | 6  | 5  | 7  | 6  | 5   | 7  | 5   | 7  | 7  | 7   | 187                                                  |  |
| M980                             |    |    |    |     |    |    |    |    |    |    |    | 2  |    |    |     |    |    |    |    | 2  |    |    |    |    |     |    |     |    |    |     | 4                                                    |  |
| M990                             | 1  |    |    |     |    |    |    |    |    |    |    |    |    |    |     |    |    |    |    |    |    |    |    |    |     |    |     |    |    |     | 1                                                    |  |
| Totals                           | 95 | 67 | 98 | 106 | 85 | 77 | 89 | 64 | 82 | 89 | 63 | 73 | 85 | 86 | 108 | 75 | 82 | 91 | 66 | 79 | 73 | 76 | 87 | 80 | 111 | 78 | 100 | 74 | 78 | 93  | 2,510                                                |  |

| INCIDENT RESPONSE TOTALS BY SHIFT |    |    |    |     |    |    |    |    |    |    |    |    |    |    |     |    |    |    |    |    |    |    |    |    |     |    |     |    |    |    | * All units assigned to a response that went enroute |  |
|-----------------------------------|----|----|----|-----|----|----|----|----|----|----|----|----|----|----|-----|----|----|----|----|----|----|----|----|----|-----|----|-----|----|----|----|------------------------------------------------------|--|
| SHIFT                             | 01 | 02 | 03 | 04  | 05 | 06 | 07 | 08 | 09 | 10 | 11 | 12 | 13 | 14 | 15  | 16 | 17 | 18 | 19 | 20 | 21 | 22 | 23 | 24 | 25  | 26 | 27  | 28 | 29 | 30 | Total                                                |  |
| - Shift                           |    |    |    | 1   |    |    |    |    |    |    | 1  |    |    |    |     |    |    | 1  |    |    |    |    |    |    |     |    |     |    |    |    | 3                                                    |  |
| A - Shift                         |    |    |    | 95  | 16 | 64 | 9  |    |    |    |    |    | 58 | 16 | 68  | 11 |    |    |    |    | 62 | 9  | 65 | 7  |     |    |     | 65 | 8  | 79 | 632                                                  |  |
| B - Shift                         |    |    |    |     | 69 | 13 | 80 | 10 |    |    |    |    | 69 | 18 | 97  | 7  |    |    |    |    |    | 64 | 11 | 80 | 16  |    |     |    | 70 | 14 | 618                                                  |  |
| C - Shift                         | 12 | 56 | 15 |     |    |    |    | 54 | 12 | 74 | 9  |    |    |    |     |    | 68 | 5  | 77 | 13 |    |    |    | 64 | 16  | 72 | 27  |    |    |    | 574                                                  |  |
| D - Shift                         | 83 | 11 | 83 | 10  |    |    |    |    |    |    | 70 | 14 | 54 | 15 |     |    |    |    | 76 | 14 | 53 | 17 |    |    |     |    | 95  | 6  | 73 | 9  | 683                                                  |  |
| Totals                            | 95 | 67 | 98 | 106 | 85 | 77 | 89 | 64 | 82 | 89 | 63 | 73 | 85 | 86 | 108 | 75 | 82 | 91 | 66 | 79 | 73 | 76 | 87 | 80 | 111 | 78 | 100 | 74 | 78 | 93 | 2,510                                                |  |



Division 11 Harris County Emerg Corps

## 911 STATISTICS REPORT FOR PERIOD 04-01-25 to 04-30-25

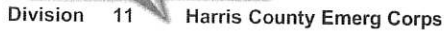
5/15/2025 9:16:36 AM Page 4 of 11

### INCIDENT REFUSAL TOTALS BY UNIT

| UNIT   | 01 | 02 | 03 | 04 | 05 | 06 | 07 | 08 | 09 | 10 | 11 | 12 | 13 | 14 | 15 | 16 | 17 | 18 | 19 | 20 | 21 | 22 | 23 | 24 | 25 | 26 | 27 | 28 | 29 | 30 | Total |
|--------|----|----|----|----|----|----|----|----|----|----|----|----|----|----|----|----|----|----|----|----|----|----|----|----|----|----|----|----|----|----|-------|
| EMS910 | 1  |    | 1  | 2  |    |    | 3  |    | 1  | 2  |    |    | 5  | 1  | 5  | 1  |    |    |    |    |    | 1  | 2  |    | 1  |    | 2  |    |    |    | 28    |
| EMS940 |    | 1  |    |    | 1  |    | 1  | 2  | 3  |    | 1  | 3  | 3  |    |    |    | 1  |    |    |    |    |    | 2  |    | 1  |    |    | 1  |    | 2  | 22    |
| EMS980 |    | 2  | 6  |    |    |    |    |    | 1  |    |    |    | 1  | 3  |    |    | 1  | 1  | 1  |    | 3  |    | 1  | 4  |    |    |    |    | 1  | 1  | 26    |
| M91    | 2  | 1  |    |    | 1  | 2  | 1  | 1  |    |    |    | 1  | 1  | 2  | 2  | 1  |    |    |    | 2  | 1  | 2  |    | 3  | 6  | 2  | 2  |    | 4  | 1  | 38    |
| M92    | 2  |    | 4  | 2  |    | 1  |    | 4  | 2  | 2  |    |    | 1  | 1  | 3  | 1  | 1  |    | 3  | 1  |    | 5  |    |    | 8  | 1  | 4  | 1  |    | 1  | 48    |
| M920   | 1  | 2  |    |    | 3  | 1  | 2  | 2  | 1  | 4  | 2  | 1  |    | 1  | 2  |    |    | 2  |    |    | 1  | 1  |    | 2  | 1  | 1  | 2  | 3  | 1  |    | 36    |
| M921   |    |    |    |    |    |    |    |    |    |    |    |    |    |    |    |    |    | 1  | 1  |    |    |    |    |    |    |    |    |    |    |    | 2     |
| M93    | 5  | 2  | 2  | 1  | 2  | 5  | 2  |    | 2  |    |    | 1  | 1  | 1  | 2  | 2  | 2  | 1  | 1  | 1  | 1  | 2  |    |    | 2  |    | 1  |    |    | 1  | 40    |
| M930   | 2  | 1  | 2  | 1  | 4  | 2  | 1  | 2  | 1  | 1  |    | 2  | 1  |    |    | 1  |    |    | 2  |    | 1  | 2  |    | 1  | 3  | 2  |    | 1  | 1  | 2  | 36    |
| M94    | 1  | 3  | 4  | 1  | 2  |    | 1  |    |    |    | 4  | 2  |    | 2  | 1  | 2  | 1  | 1  | 1  | 1  | 1  | 1  |    | 2  | 3  | 2  | 2  |    | 3  | 1  | 42    |
| M940   |    |    |    | 4  |    | 3  |    |    |    |    |    |    |    |    |    |    |    |    |    |    | 1  |    |    |    |    |    |    |    |    |    | 8     |
| M941   |    |    |    |    |    |    |    |    |    |    |    |    |    |    |    |    |    | 1  | 1  | 1  |    |    |    |    |    | 1  |    |    |    |    | 4     |
| M95    | 3  | 1  | 1  | 1  | 2  | 1  | 3  |    | 2  | 2  |    | 2  | 1  | 3  | 1  | 3  | 1  | 3  | 1  | 2  | 1  |    | 1  | 1  | 2  | 2  |    | 2  | 1  | 3  | 46    |
| M950   |    |    |    |    |    |    |    |    |    |    |    |    |    |    |    |    |    | 2  |    |    |    |    | 2  |    |    |    |    |    |    |    | 4     |
| M96    | 3  | 1  | 1  | 2  | 1  | 1  |    |    |    | 3  | 1  | 3  |    |    | 1  |    |    | 1  |    | 1  | 3  | 1  |    |    | 2  |    |    | 3  | 1  |    | 29    |
| M97    |    | 2  | 3  |    |    | 1  | 1  |    | 3  | 1  |    | 3  | 1  | 1  | 3  |    |    |    |    | 1  |    |    | 1  | 1  |    | 2  | 1  | 1  |    | 1  | 27    |
| Totals | 20 | 16 | 24 | 14 | 16 | 17 | 15 | 11 | 16 | 15 | 8  | 18 | 15 | 15 | 20 | 11 | 12 | 9  | 11 | 11 | 12 | 14 | 9  | 15 | 29 | 14 | 15 | 10 | 11 | 13 | 436   |

### INCIDENT REFUSAL REASON BY SHIFT

| REFUSAL REASON   | A - Shift | B - Shift | C - Shift | D - Shift | Total |
|------------------|-----------|-----------|-----------|-----------|-------|
| Refusal AMA      | 99        | 93        | 94        | 115       | 401   |
| Refusal Parental | 13        | 4         | 11        | 7         | 35    |
| Total            | 112       | 97        | 105       | 122       | 436   |



## 5/15/2025 9:16:36 AM Page 5 of 11

[illegible]





Division 11 Harris County Emerg Corps

## 911 STATISTICS REPORT FOR PERIOD 04-01-25 to 04-30-25

5/15/2025 9:16:36 AM Page 6 of 11

| NATURE                        | EMS910 | EMS940 | EMS980 | M91 | M910 | M92 | M920 | M921 | M93 | M930 | M94 | M940 | M941 | M95 | M950 | M96 | M97 | M980 | M990 | Total |
|-------------------------------|--------|--------|--------|-----|------|-----|------|------|-----|------|-----|------|------|-----|------|-----|-----|------|------|-------|
| MVA EJECTION                  |        |        |        | 1   |      |     |      |      |     |      |     |      |      |     |      |     |     |      |      | 1     |
| MVA ENTRAPMENT                |        | 1      |        |     |      | 1   | 1    |      |     |      |     | 1    |      |     |      |     | 1   |      |      | 8     |
| MVA HIGH VELOCITY             | 1      |        | 1      | 1   | 1    | 1   |      |      | 1   | 1    | 1   |      |      | 1   |      | 1   | 1   |      |      | 22    |
| MVA INVOLVING BUILDING        |        |        |        |     |      |     |      |      |     |      | 1   |      |      |     |      |     |     |      |      | 1     |
| MVA INVOLVING BUS             |        |        |        |     |      |     | 1    |      |     | 1    |     |      |      | 1   |      |     |     |      |      | 3     |
| MVA ROLL OVER                 |        |        | 1      |     |      | 1   |      |      | 1   |      |     |      |      | 1   |      |     |     |      |      | 4     |
| MVA UNCONSCIOUS               |        |        |        |     |      |     | 1    |      |     |      |     |      |      |     |      | 1   |     |      |      | 2     |
| MVA WITH ENTRAPMENT           |        |        |        | 1   |      | 1   |      |      | 1   |      | 1   |      |      |     |      | 1   |     |      |      | 6     |
| MVA WITH ROLLOVER             | 1      |        |        |     |      |     |      |      | 1   |      |     |      | 1    | 1   |      |     |     |      |      | 4     |
| O.B.                          |        |        |        |     |      | 1   | 1    |      | 1   | 1    | 1   |      |      | 1   | 1    | 1   | 1   |      |      | 12    |
| OBSTETRICS CALL               |        |        |        |     |      |     |      |      | 1   |      |     |      |      |     |      |     |     |      |      | 1     |
| ODOR INSIDE W/MULTI SICK      | 1      |        |        |     |      |     |      |      |     |      |     |      |      |     |      |     |     |      |      | 1     |
| OVERDOSE                      |        |        |        | 1   |      | 1   | 1    |      | 1   | 1    | 1   |      | 1    | 1   |      | 1   | 1   |      |      | 33    |
| OVERDOSE/POISONING            |        |        | 1      | 1   |      | 1   | 1    |      | 1   | 1    | 1   |      |      | 1   |      | 1   |     |      |      | 12    |
| POSSIBLE D.O.A.               |        |        |        | 1   |      | 1   | 1    |      | 1   |      |     | 1    |      | 1   |      |     |     |      |      | 9     |
| POSSIBLE DOA                  |        |        |        |     |      |     |      |      |     |      |     |      |      | 1   |      |     |     |      |      | 1     |
| PSYCHIATRIC                   | 1      | 1      | 1      | 1   |      | 1   | 1    | 1    | 1   | 1    | 1   | 1    |      | 1   |      | 1   | 1   |      |      | 95    |
| RESIDENTIAL FIRE              |        |        |        | 1   |      | 1   | 1    |      |     |      |     |      |      |     |      | 1   |     |      |      | 7     |
| RESIDENTIAL FIRE MULT         |        |        |        |     |      |     |      |      | 1   |      | 1   |      |      |     |      |     |     |      |      | 2     |
| RESIDENTIAL FIRE MULTI        |        |        |        |     |      |     | 1    |      | 1   |      | 1   |      |      |     |      |     | 1   |      |      | 5     |
| RESPIRATORY                   |        |        |        | 1   | 1    | 1   | 1    | 1    | 1   | 1    | 1   |      | 1    | 1   |      | 1   | 1   | 1    |      | 228   |
| SEIZURES                      |        |        |        | 1   |      | 1   | 1    |      | 1   | 1    | 1   | 1    |      | 1   |      | 1   | 1   |      |      | 84    |
| SHOOTING                      |        |        |        | 1   |      |     |      |      |     |      |     |      |      |     |      |     |     |      |      | 2     |
| SML NON DWELLING FIRE         |        |        |        |     |      |     |      |      |     |      |     |      |      | 1   |      |     |     |      |      | 1     |
| STABBING                      |        |        |        |     |      |     |      |      |     | 1    |     |      |      |     |      |     |     |      |      | 1     |
| STABBING SHOOTING             |        |        |        | 1   |      |     |      |      | 1   |      | 1   | 1    |      |     |      | 1   | 1   |      |      | 10    |
| STROKE/CVA                    |        |        |        | 1   |      |     |      |      | 1   |      |     |      |      |     |      |     | 1   |      |      | 3     |
| STRUCTURE FIRE HIGH RISE      |        |        |        |     |      |     |      |      |     | 1    |     |      |      |     |      |     |     |      |      | 1     |
| TEST CALL                     |        |        |        |     |      |     |      |      |     |      |     |      |      | 1   |      |     |     |      |      | 1     |
| TRAUMATIC INJURIES (SPECIFIC) |        |        | 1      |     |      |     | 1    |      |     | 1    |     |      |      |     |      |     | 1   |      |      | 4     |
| UNCONSCIOUS PARTY             |        | 1      |        | 1   |      | 1   | 1    |      | 1   | 1    | 1   |      | 1    | 1   | 1    | 1   | 1   |      |      | 140   |
| UNKN BLDG FIRE                |        |        |        |     |      |     | 1    |      |     |      |     |      |      |     |      |     |     |      |      | 1     |
| UNKNOWN PROBLEM               |        |        |        | 1   |      | 1   | 1    |      | 1   | 1    | 1   |      | 1    | 1   | 1    | 1   | 1   |      |      | 73    |
| Totals                        | 99     | 85     | 97     | 187 | 5    | 219 | 199  | 11   | 205 | 202  | 245 | 12   | 29   | 206 | 13   | 170 | 181 | 3    | 1    | 2,169 |



Division 11 Harris County Emerg Corps

## 911 STATISTICS REPORT FOR PERIOD 04-01-25 to 04-30-25

5/15/2025 9:16:36 AM Page 7 of 11

### PATIENT TRANSPORTS BY UNIT

| UNIT   | 01 | 02 | 03 | 04 | 05 | 06 | 07 | 08 | 09 | 10 | 11 | 12 | 13 | 14 | 15 | 16 | 17 | 18 | 19 | 20 | 21 | 22 | 23 | 24 | 25 | 26 | 27 | 28 | 29 | 30 | Total |
|--------|----|----|----|----|----|----|----|----|----|----|----|----|----|----|----|----|----|----|----|----|----|----|----|----|----|----|----|----|----|----|-------|
| EMS910 | 3  |    | 2  | 2  |    | 3  | 2  | 1  | 4  | 6  | 3  |    | 1  | 1  | 8  | 2  |    | 2  | 2  | 3  | 4  | 5  | 3  |    | 5  | 2  | 4  | 5  |    |    | 73    |
| EMS940 | 2  | 4  | 2  |    | 1  |    | 2  | 1  | 1  | 4  | 3  | 1  | 2  | 2  | 4  | 3  | 2  | 3  | 2  |    |    | 2  | 2  |    | 1  | 3  | 7  | 1  | 5  | 2  | 62    |
| EMS980 | 4  | 2  | 1  | 2  |    | 3  | 3  | 1  | 2  |    | 3  |    | 3  | 2  | 2  | 2  | 3  | 1  | 0  |    | 1  | 3  | 2  | 2  | 3  | 6  | 8  |    | 4  | 3  | 66    |
| M91    | 3  | 6  | 5  | 7  | 5  | 3  | 6  | 3  | 5  | 6  | 2  | 4  | 3  | 4  | 5  | 3  | 6  | 3  | 2  | 6  | 3  | 5  | 3  | 6  | 4  | 5  | 9  | 7  | 7  | 6  | 142   |
| M910   |    |    |    |    |    |    |    |    |    |    |    |    |    |    |    |    | 2  |    |    |    |    |    |    | 2  |    |    |    |    |    |    | 4     |
| M92    | 6  | 7  | 4  | 6  | 8  | 5  | 8  | 5  | 6  | 7  | 5  | 5  | 7  | 4  | 8  | 5  | 4  | 4  | 0  | 5  | 7  | 5  | 6  | 3  | 4  | 5  | 7  | 5  | 6  | 10 | 167   |
| M920   | 6  | 4  | 8  | 5  | 2  | 6  | 10 | 4  | 7  | 4  | 2  | 6  | 7  | 8  | 6  | 6  | 2  | 4  | 4  | 2  | 3  | 7  | 9  | 3  | 9  | 3  | 10 | 6  | 7  | 8  | 168   |
| M921   |    |    |    |    |    |    |    |    |    |    |    |    |    |    |    |    | 2  | 3  |    |    |    |    | 2  |    |    |    |    |    |    |    | 7     |
| M93    | 2  | 3  | 3  | 3  | 4  | 1  | 0  | 6  | 4  | 5  | 5  | 3  | 5  | 4  | 7  | 4  | 8  | 6  | 5  | 5  | 5  | 7  | 4  | 7  | 8  | 5  | 6  | 2  | 3  | 5  | 135   |
| M930   | 6  | 4  | 7  | 9  | 4  | 4  | 7  | 4  | 3  | 6  | 2  | 4  | 5  | 5  | 2  | 2  | 5  | 7  | 2  | 5  | 5  | 4  | 8  | 7  | 4  | 4  | 4  | 4  | 4  | 6  | 143   |
| M94    | 9  | 4  | 6  | 6  | 3  | 5  | 5  | 6  | 5  | 7  | 5  | 5  | 7  | 5  | 10 | 7  | 4  | 5  | 3  | 4  | 7  | 6  | 7  | 3  | 5  | 5  | 7  | 7  | 5  | 9  | 172   |
| M940   |    |    |    | 4  |    | 0  |    |    |    |    |    |    |    |    |    |    |    |    |    | 1  |    |    |    |    |    |    |    |    |    |    | 5     |
| M941   |    |    |    |    |    |    |    |    |    |    |    |    |    |    |    |    | 4  | 6  | 3  | 1  |    |    |    | 4  | 2  | 3  | 1  |    |    |    | 24    |
| M95    | 4  | 3  | 6  | 8  | 2  | 4  | 7  | 5  | 6  | 4  | 5  | 2  | 4  | 5  | 5  | 3  | 4  | 2  | 3  | 0  | 3  | 1  | 2  | 4  | 7  | 6  | 6  | 3  | 5  | 6  | 125   |
| M950   |    |    |    |    |    |    |    |    |    |    |    |    |    |    |    |    | 4  |    | 1  | 1  |    |    |    | 2  | 2  |    |    |    |    |    | 10    |
| M96    | 1  | 2  | 5  | 3  | 6  | 2  | 4  | 3  | 4  | 4  | 4  | 4  | 7  | 3  | 10 | 3  | 5  | 4  | 8  | 5  | 3  | 4  | 3  | 2  | 8  | 5  | 3  | 2  | 6  | 7  | 130   |
| M97    | 5  | 5  | 4  | 5  | 3  | 1  | 4  | 4  | 6  | 5  | 6  | 2  | 6  | 8  | 4  | 10 | 3  | 8  | 1  | 1  | 4  | 4  | 5  | 4  | 3  | 5  | 3  | 5  | 4  | 6  | 134   |
| M980   |    |    |    |    |    |    |    |    |    |    |    | 1  |    |    |    |    |    |    |    |    | 3  |    |    |    |    |    |    |    |    |    | 4     |
| M990   | 0  |    |    |    |    |    |    |    |    |    |    |    |    |    |    |    |    |    |    |    |    |    |    |    |    |    |    |    |    |    | 0     |
| Totals | 51 | 44 | 53 | 60 | 38 | 37 | 58 | 43 | 53 | 58 | 45 | 37 | 57 | 51 | 71 | 50 | 56 | 57 | 39 | 42 | 45 | 53 | 54 | 51 | 65 | 57 | 75 | 47 | 56 | 68 | 1,571 |



Division 11 Harris County Emerg Corps

## 911 STATISTICS REPORT FOR PERIOD 04-01-25 to 04-30-25

5/15/2025 9:16:36 AM Page 8 of 11

### TRANSPORT DESTINATION SUMMARY BY UNIT

| TRANSPORT DESTINATION                | EMS910 | EMS940 | EMS980 | M91 | M910 | M92 | M920 | M921 | M93 | M930 | M94 | M940 | M941 | M95 | M950 | M96 | M97 | M980 | Total |
|--------------------------------------|--------|--------|--------|-----|------|-----|------|------|-----|------|-----|------|------|-----|------|-----|-----|------|-------|
| HCA ER 247 FALLBROOK                 |        |        |        |     |      |     |      |      |     |      |     |      |      |     |      | 1   |     |      | 1     |
| BEN TAUB HOSPITAL                    | 1      |        |        |     |      |     | 1    |      |     |      |     |      |      |     |      |     |     |      | 2     |
| CHI ST LUKE'S MEDICAL CENTER         |        | 1      |        |     |      |     |      |      |     |      |     |      |      |     |      |     |     |      | 1     |
| CHI ST LUKE'S VINTAGE                | 3      |        | 3      | 9   |      | 1   | 2    |      | 19  | 22   | 3   |      |      | 1   |      | 21  |     |      | 84    |
| CHI ST LUKE'S WOODLANDS              |        |        |        |     |      |     |      |      | 1   |      |     |      |      | 4   |      |     | 1   |      | 6     |
| CYPRESS CREEK HOSPITAL               |        |        | 1      |     |      |     |      |      |     |      |     |      |      |     |      |     |     |      | 1     |
| HCA CLEAR LAKE                       |        |        |        |     |      |     |      |      |     |      |     |      |      |     |      |     | 1   |      | 1     |
| HCA ER 247 FALLBROOK                 | 1      |        | 1      | 2   |      |     |      | 1    | 11  | 5    | 1   |      |      | 1   |      | 8   | 1   |      | 34    |
| HCA ER 247 FALLCREEK                 |        |        | 3      |     |      | 8   | 11   |      | 1   |      | 19  |      | 2    | 1   |      |     | 8   |      | 53    |
| HCA HOUSTON HEALTHCARE NORTHWEST     | 20     | 3      | 15     | 71  | 2    | 26  | 21   |      | 22  | 33   | 8   |      | 1    | 77  | 6    | 17  | 2   | 4    | 328   |
| HCA KINGWOOD MEDICAL CENTER          | 1      | 20     | 18     | 2   |      | 38  | 50   | 4    |     |      | 64  |      | 7    |     |      | 2   | 31  |      | 237   |
| HEALTH ONE EMERGENCY CARE - KINGWOOD |        |        |        |     |      |     |      |      |     |      |     |      |      |     |      |     | 1   |      | 1     |
| HOUSTON METHODIST THE WOODLANDS      |        |        |        |     |      | 1   |      |      |     |      |     |      |      |     |      |     |     |      | 1     |
| KINGWOOD MEDICAL CENTER              | 3      | 1      |        |     |      |     |      |      |     |      |     | 3    |      |     |      |     | 6   |      | 13    |
| LYNDON B JOHNSON GENERAL HOSPITAL    | 3      | 6      | 1      | 3   |      | 17  | 16   |      | 1   | 1    | 7   |      | 3    |     |      | 2   | 3   |      | 63    |
| MD ANDERSON CANCER CENTER            |        |        | 1      |     |      |     |      |      |     |      |     |      |      | 2   |      |     |     |      | 3     |
| MEMORIAL HERMAN PHYSICAL THERAPY     |        |        |        |     |      |     |      |      |     |      |     |      |      |     |      |     | 1   |      | 1     |
| MEMORIAL HERMANN GREATER HEIGHTS     | 1      |        | 2      |     |      |     |      |      |     |      |     |      |      |     |      | 2   |     |      | 5     |
| MEMORIAL HERMANN HOSPITAL            | 2      |        | 1      | 3   |      | 3   | 2    |      | 2   | 1    | 2   | 1    |      |     |      | 1   | 2   |      | 20    |
| MEMORIAL HERMANN NORTHEAST           | 5      | 24     | 10     | 11  |      | 59  | 55   | 1    |     | 2    | 66  | 1    | 9    | 10  | 2    |     | 73  |      | 328   |
| MEMORIAL HERMANN NORTHWEST           | 2      |        |        |     |      |     |      |      |     |      |     |      |      |     |      |     |     |      | 2     |
| MEMORIAL HERMANN SUMMER CREEK CCC    |        |        |        |     |      |     |      |      |     |      |     |      | 1    |     |      |     | 2   |      | 3     |
| MEMORIAL HERMANN THE WOODLANDS       | 3      | 1      |        | 9   |      | 3   |      |      |     | 1    |     |      |      | 6   |      | 1   |     |      | 24    |
| METHODIST HOSPITAL                   |        |        |        |     |      |     |      |      |     |      |     |      |      |     | 1    |     |     |      | 1     |
| METHODIST WILLOWBROOK                | 24     | 2      | 6      | 21  | 2    | 6   | 5    | 1    | 76  | 71   |     |      | 1    | 4   | 1    | 71  | 1   |      | 292   |
| METHODIST WOODLANDS HOSPITAL         |        |        |        | 4   |      | 2   |      |      | 1   | 1    |     |      |      | 5   |      |     |     |      | 13    |
| NORTHWEST HEALTH AND REHAB           | 1      |        |        |     |      |     |      |      |     |      |     |      |      |     |      |     |     |      | 1     |
| ST JOSEPH'S HOSPITAL                 |        |        |        |     |      |     |      |      |     | 1    |     |      |      |     |      |     |     |      | 1     |
| TEXAS CHILDRENS - WEST CAMPUS        | 1      |        |        |     |      |     |      |      |     |      |     |      |      |     |      |     |     |      | 1     |
| TEXAS CHILDRENS HOSPITAL             |        | 4      | 4      | 2   |      |     |      |      |     |      | 2   |      |      | 1   |      | 3   |     |      | 16    |
| TEXAS CHILDRENS THE WOODLANDS CAMPUS | 2      |        |        | 5   |      | 3   | 2    |      | 1   | 5    |     |      |      | 13  |      | 1   |     |      | 32    |
| VETERANS AFFAIRS MEDICAL CENTER      |        |        |        |     |      |     |      | 1    |     |      |     |      |      |     |      |     | 1   |      | 2     |
| Totals                               | 73     | 62     | 66     | 142 | 4    | 167 | 168  | 7    | 135 | 143  | 172 | 5    | 24   | 125 | 10   | 130 | 134 | 4    | 1,571 |



Division 11 Harris County Emerg Corps

## 911 STATISTICS REPORT FOR PERIOD 04-01-25 to 04-30-25

5/15/2025 9:16:36 AM Page 9 of 11

| D:HH:MM:SS                           |            | AVERAGE HOSPITAL TO IN-SERVICE TIME |                  |                        |  | * All units assigned to a response that went enroute in district, NO mutual aid responses |
|--------------------------------------|------------|-------------------------------------|------------------|------------------------|--|-------------------------------------------------------------------------------------------|
| Location Name                        | Transports | Average Duration                    | Longest Duration | Total Time At Hospital |  |                                                                                           |
| HCA ER 247 FALLBROOK                 | 1          | 0:00:29:53                          | 0:00:29:53       | 0:00:29:53             |  |                                                                                           |
| BEN TAUB HOSPITAL                    | 2          | 0:00:44:58                          | 0:01:05:47       | 0:01:29:56             |  |                                                                                           |
| CHI ST LUKE'S MEDICAL CENTER         | 1          | 0:00:25:53                          | 0:00:25:53       | 0:00:25:53             |  |                                                                                           |
| CHI ST LUKE'S VINTAGE                | 84         | 0:00:43:20                          | 0:02:33:54       | 2:12:40:18             |  |                                                                                           |
| CHI ST LUKE'S WOODLANDS              | 6          | 0:00:42:02                          | 0:01:24:59       | 0:04:12:14             |  |                                                                                           |
| CYPRESS CREEK HOSPITAL               | 1          | 0:00:07:39                          | 0:00:07:39       | 0:00:07:39             |  |                                                                                           |
| HCA CLEAR LAKE                       | 1          | 0:01:04:58                          | 0:01:04:58       | 0:01:04:58             |  |                                                                                           |
| HCA ER 247 FALLBROOK                 | 34         | 0:00:16:25                          | 0:00:35:48       | 0:09:18:11             |  |                                                                                           |
| HCA ER 247 FALLCREEK                 | 53         | 0:00:16:18                          | 0:00:54:31       | 0:14:24:30             |  |                                                                                           |
| HCA HOUSTON HEALTHCARE NORTHWEST     | 328        | 0:00:37:50                          | 0:01:45:53       | 8:14:54:32             |  |                                                                                           |
| HCA KINGWOOD MEDICAL CENTER          | 237        | 0:00:38:57                          | 0:02:30:48       | 6:09:52:53             |  |                                                                                           |
| HEALTH ONE EMERGENCY CARE -KINGWOOD  | 1          | 0:00:43:30                          | 0:00:43:30       | 0:00:43:30             |  |                                                                                           |
| HOUSTON METHODIST THE WOODLANDS      | 1          | 0:00:48:54                          | 0:00:48:54       | 0:00:48:54             |  |                                                                                           |
| KINGWOOD MEDICAL CENTER              | 13         | 0:00:34:25                          | 0:02:26:36       | 0:07:27:37             |  |                                                                                           |
| LYNDON B JOHNSON GENERAL HOSPITAL    | 63         | 0:00:30:04                          | 0:01:16:49       | 1:07:35:06             |  |                                                                                           |
| MD ANDERSON CANCER CENTER            | 3          | 0:00:26:27                          | 0:00:28:17       | 0:01:19:23             |  |                                                                                           |
| MEMORIAL HERMAN PHYSICAL THERAPY     | 1          | 0:00:22:50                          | 0:00:22:50       | 0:00:22:50             |  |                                                                                           |
| MEMORIAL HERMANN GREATER HEIGHTS     | 7          | 0:00:31:10                          | 0:00:50:56       | 0:03:38:11             |  |                                                                                           |
| MEMORIAL HERMANN HOSPITAL            | 20         | 0:00:37:30                          | 0:01:03:30       | 0:12:30:03             |  |                                                                                           |
| MEMORIAL HERMANN NORTHEAST           | 328        | 0:00:37:37                          | 0:02:15:57       | 8:13:01:41             |  |                                                                                           |
| MEMORIAL HERMANN SUMMER CREEK CCC    | 3          | 0:00:16:23                          | 0:00:18:39       | 0:00:49:11             |  |                                                                                           |
| MEMORIAL HERMANN THE WOODLANDS       | 24         | 0:00:27:18                          | 0:00:41:38       | 0:10:55:34             |  |                                                                                           |
| METHODIST HOSPITAL                   | 1          | 0:00:27:33                          | 0:00:27:33       | 0:00:27:33             |  |                                                                                           |
| METHODIST WILLOWBROOK                | 292        | 0:00:35:37                          | 0:01:29:47       | 7:04:44:57             |  |                                                                                           |
| METHODIST WOODLANDS HOSPITAL         | 13         | 0:00:41:08                          | 0:01:23:42       | 0:08:54:45             |  |                                                                                           |
| NORTHWEST HEALTH AND REHAB           | 1          | 0:01:15:10                          | 0:01:15:10       | 0:01:15:10             |  |                                                                                           |
| ST JOSEPH'S HOSPITAL                 | 1          | 0:00:20:59                          | 0:00:20:59       | 0:00:20:59             |  |                                                                                           |
| TEXAS CHILDRENS - WEST CAMPUS        | 1          | 0:00:16:46                          | 0:00:16:46       | 0:00:16:46             |  |                                                                                           |
| TEXAS CHILDRENS HOSPITAL             | 16         | 0:00:28:45                          | 0:00:55:31       | 0:07:40:14             |  |                                                                                           |
| TEXAS CHILDRENS THE WOODLANDS CAMPUS | 32         | 0:00:24:01                          | 0:00:51:41       | 0:12:48:54             |  |                                                                                           |
| VETERANS AFFAIRS MEDICAL CENTER      | 2          | 0:00:30:02                          | 0:00:35:52       | 0:01:00:04             |  |                                                                                           |
| Totals                               | 1,571      |                                     |                  |                        |  |                                                                                           |



Division 11 Harris County Emerg Corps

## 911 STATISTICS REPORT FOR PERIOD 04-01-25 to 04-30-25

5/15/2025 9:16:36 AM Page 10 of 11

### NO TRANSPORT DISPOSITION SUMMARY BY UNIT

| NO TRANSPORT DISPOSITION | EMS910 | EMS940 | EMS980 | M91 | M910 | M92 | M920 | M921 | M93 | M930 | M94 | M940 | M941 | M95 | M950 | M96 | M97 | M980 | M990 | Total |
|--------------------------|--------|--------|--------|-----|------|-----|------|------|-----|------|-----|------|------|-----|------|-----|-----|------|------|-------|
| *Call ReAssigned         | 3      |        | 7      | 7   |      | 11  | 17   |      | 4   | 3    | 13  |      |      | 6   |      | 2   | 9   |      |      | 82    |
| Accidental Activation    |        |        |        |     |      |     | 2    |      |     | 1    |     |      |      | 2   |      | 1   |     |      |      | 6     |
| Call Cancelled           | 1      |        |        |     |      |     | 1    |      |     |      |     |      |      | 1   |      |     |     |      |      | 3     |
| Call Complete            |        | 1      | 3      | 4   |      | 2   | 2    |      | 7   | 1    | 4   |      | 1    | 6   |      |     | 4   |      |      | 35    |
| Call Referred            | 3      | 5      | 1      | 11  | 1    | 6   | 5    |      | 5   | 14   | 10  | 1    |      | 7   |      | 4   | 7   |      |      | 80    |
| Call Referred,Disregard  |        |        |        |     |      |     | 3    |      |     |      |     |      |      |     |      |     |     |      |      | 3     |
| Call Unfounded           |        | 1      |        |     |      | 1   |      |      | 1   | 1    | 2   |      |      | 5   |      |     | 1   |      |      | 12    |
| Death on Scene           |        |        |        | 2   |      | 3   | 4    |      | 1   | 1    | 5   | 1    | 1    | 2   |      | 2   | 1   |      |      | 23    |
| Disregard                | 5      | 3      | 8      | 5   |      | 8   | 3    | 2    | 12  | 15   | 16  |      | 4    | 11  | 1    | 8   | 9   | 1    |      | 111   |
| Disregard by Alarm Co    |        |        |        |     |      |     |      |      | 1   |      |     |      |      | 3   |      | 1   |     |      |      | 5     |
| Duplicate Call           |        |        |        |     |      |     |      |      |     |      |     |      |      | 1   |      |     |     |      |      | 1     |
| Fire - Call Complete     |        |        |        |     |      |     |      |      |     | 1    |     |      |      | 1   |      |     |     |      |      | 2     |
| No Medical               |        |        |        | 1   |      | 1   | 1    |      |     | 2    | 2   |      |      |     |      |     | 1   |      |      | 8     |
| No Patient Contact       |        | 1      | 4      | 1   |      |     | 1    |      | 5   | 1    | 2   |      |      | 3   |      | 4   | 1   |      |      | 23    |
| Patient Gone on Arrival  | 1      |        |        |     |      | 1   |      |      |     | 1    |     |      |      |     |      |     | 1   |      |      | 4     |
| Public Assist Only       |        | 1      |        |     |      |     | 1    |      | 1   |      |     |      |      | 1   |      |     |     |      |      | 4     |
| Refusal AMA              | 28     | 22     | 25     | 32  |      | 46  | 31   | 2    | 39  | 35   | 41  | 6    | 4    | 37  | 2    | 27  | 22  |      |      | 399   |
| Refusal Parental         |        |        | 1      | 5   |      | 2   | 5    |      | 1   | 1    | 1   | 2    |      | 9   | 2    | 1   | 5   |      |      | 35    |
| Test Call                |        |        |        |     |      |     |      |      |     |      |     |      |      |     |      |     |     |      | 1    | 1     |
| Unspecified              | 12     | 11     | 11     | 19  | 5    | 25  | 22   | 2    | 13  | 7    | 12  | 1    | 2    | 13  | 3    | 11  | 9   |      |      | 178   |
| Totals                   | 53     | 45     | 60     | 87  | 6    | 106 | 98   | 6    | 90  | 84   | 108 | 11   | 12   | 108 | 8    | 61  | 70  | 1    | 1    | 1,015 |



Division 11 Harris County Emerg Corps

## 911 STATISTICS REPORT FOR PERIOD 04-01-25 to 04-30-25

5/15/2025 9:16:36 AM Page 11 of 11

### MUTUAL AID PROVIDED BY YOUR DISTRICT

| Incident ID | Date       | Time     | Shift | Unit | Problem                       | Provided To          | Map       | Call Disposition      |
|-------------|------------|----------|-------|------|-------------------------------|----------------------|-----------|-----------------------|
| 25-04-16730 | 04/01/2025 | 09:12:48 | D     | M94  | MOTOR VEHICLE ACCIDENT        | CC-Cloverleaf FD     | 497E      | CALL OUT OF TERRITORY |
| 25-04-17173 | 04/03/2025 | 14:05:31 | D     | M97  | 31D4 UNCONSCIOUS PARTY        | Atascocita FD        | 376M      | REFUSAL AMA           |
| 25-04-17825 | 04/06/2025 | 19:33:48 | A     | M97  | 8D05U CARBON MONOXIDE/HAZMAT  | Atascocita FD        | NOT FOUND | REFUSAL AMA           |
| 25-04-18019 | 04/07/2025 | 20:07:17 | B     | M97  | 26C02 MEDICAL CALL            | Atascocita FD        | NOT FOUND | DISREGARD             |
| 25-04-18792 | 04/12/2025 | 03:27:37 | D     | M97  | 17B01G INJ. PARTY FROM A FALL | Atascocita FD        | 377K      | REFUSAL AMA           |
| 25-04-19156 | 04/14/2025 | 09:52:19 | A     | M97  | 17B01G INJ. PARTY FROM A FALL | Atascocita FD        | 376M      | CALL COMPLETE         |
| 25-04-19934 | 04/18/2025 | 15:15:35 | C     | M941 | 17B01 INJ. PARTY FROM A FALL  | Atascocita FD        | 337W      | REFUSAL AMA           |
| 25-04-20283 | 04/20/2025 | 17:51:43 | A     | M95  | MOTOR VEHICLE ACCIDENT        | CC-Cypress Creek EMS | 332L      | CALL COMPLETE         |
| 25-04-20293 | 04/20/2025 | 18:48:55 | A     | M97  | ASSAULT                       | Atascocita FD        | 376M      | DISREGARD             |
| 25-04-20486 | 04/21/2025 | 18:19:56 | B     | M97  | 12D02 SEIZURES                | Atascocita FD        | 337S      | CALL COMPLETE         |
| 25-04-21219 | 04/25/2025 | 17:51:40 | D     | M97  | 17B01G INJ. PARTY FROM A FALL | Atascocita FD        | 377K      | CALL COMPLETE         |
| 25-04-21301 | 04/26/2025 | 04:39:00 | D     | M97  | 12C04 SEIZURES                | Atascocita FD        | NOT FOUND | CALL COMPLETE         |
| 25-04-21489 | 04/27/2025 | 00:55:48 | C     | M97  | 6C01 RESPIRATORY              | Atascocita FD        | 376M      | REFUSAL AMA           |
| 25-04-22080 | 04/30/2025 | 11:06:57 | A     | M97  | 19D04 CARDIAC                 | Atascocita FD        | 377J      | CALL COMPLETE         |

Total Mutual Aid Responses Provided By Your District: 14