



HARRIS COUNTY EMERGENCY SERVICES DISTRICT #1

BOARD OF COMMISSIONERS REGULAR MEETING

Meeting Date: Wednesday, April 24, 2024
Meeting Time: 10:00 a.m.
Posting Date: Tuesday, April 16, 2024

Location: 2800 Aldine Bender Road
Houston, Texas 77032

AGENDA

1. Call to order
2. Moment of Silence and Pledge of Allegiance
3. Roll Call of Commissioners
4. Adoption of agenda
5. Open Forum*
6. Open Comments from the Board of Commissioners
7. Review and possibly approve all Meeting Minutes
8. Report from Building Committee
9. Possible action on Building Committee report
10. Discuss and possibly approve water main upgrade for future station 96
11. Discuss and possibly approve the Morton Accounting Services' monthly report and authorize payment of bills
12. Possible action on The Morton Accounting Services' monthly report
13. Discuss and possibly approve 2023 financial audit
14. Discuss and possibly approve True-Up report by Equitax
15. Discuss and possibly approve excess coverage for District insurance policy
16. Discuss and possibly approve purchase of fleet vehicles
17. Harris County Emergency Corps Report (JH)
18. Possible action on Harris County Emergency Corps Report
19. Adjourn to closed session
 - a. Meeting closed for the purposes to deliberate the appointment, employment, evaluation, reassignment, duties, discipline, or dismissal of a public employee, up to and including Commissioners, Executive Director, Director(s) and potential appointees to the Board of Commissioners - Tex. Gov't Code § 551.074(a) (1).
 - b. Confer with attorney re: pending or threatened litigation - Tex. Gov't Code § 551.071(1) (A).
 - c. Receive advice from attorney regarding legal issues - Tex. Gov't Code § 551.071(2).
 - d. Discussion regarding the purchase, exchange, lease, or value of real property - Tex. Gov't Code § 551.072.
20. Possible action on closed session
21. Announce next Board meeting
22. Adjourn

HARRIS COUNTY EMERGENCY SERVICES
DISTRICT #1



Caryn Papantonakis
Attorney for the District



SEAL

*Persons wishing to speak before the board may speak one time only and will be limited to 5 minutes per speaker



**HARRIS COUNTY EMERGENCY SERVICES DISTRICT #1
BOARD OF COMMISSIONERS
REGULAR MEETING
MINUTES – March 26, 2024**

1. **Call to Order:** Shirley Reed called the meeting to order at 10:07 am.
2. **Moment of Silence and Pledge of Allegiance:** Shirley Reed called for a moment of silence and followed with the Pledge of Allegiance at 10:07 am.
3. **Roll Call of Commissioners:** Present at call to order were HCESD-1 Commissioners: Vice President Shirley Reed, Secretary Virginia Bazan, Treasurer Fred Scibuola, and Melissa Morton with The Morton Accounting Services along with Legal Counsel Caryn Papantonakis. Also present were Harris County Emergency Corps (HCEC) personnel: President Jeremy Hyde, Vice President of Operations Heath White, Vice President of Administration Keir Vernon, and Executive Assistant Michelle Sterling along with Legal Counsel Mark Smith. Guests present were Vince Grainger with AG/CM. President Cathy Sunday and Asst. Treasurer Pete Serna were not present.
4. **Adoption of Agenda:** Fred Scibuola made a motion to adopt the agenda as presented. Motion carried.
5. **Open Forum:** None.
6. **Open Comments from the Board of Commissioners:** None.
7. **Review and possibly approve all Meeting Minutes:** Motion to approve all meeting minutes as presented was made by Virginia Bazan. Motion carried.
8. **Report from Building Committee:** Vince Grainger gave the following report: Station 93 is running smoothly and have begun interior walls and some electrical and plumbing. They are a couple months ahead of schedule and the budget looks good. Station 96 progress is going well and the existing building was demolished recently. 2 items that could potentially impact the project: 1) The original electrical panel has a delay in shipment so they are looking into other options. He does not believe this will affect the schedule. 2) The MUD district water line connection is a long process. They are currently in the permitting process and have found that they will be required to run another water line in addition to the main line. He is hoping the schedule will stay intact. There may be some cost impact but no quotes as of yet. AG/CM is trying to determine if cost impact will be on HCESD No. 1 or if MUD will be responsible for it; however, it is likely that the MUD district will not be bearing this cost impact. Mr. Grainger hopes to have more information on scheduling and cost impact in the next week.
9. **Possible action on Building Committee report:** None.
10. **Discuss and possibly approve access control for Future Stations 93 and 96:** Mr. Hyde stated that the access control includes the card readers. The access controls connect to the main building and allows personnel to enter with badges. The cost for Station 96 is \$19,754.91 and Station 93 is \$13,049.94. The increased cost for Station 96 is due to the size of the building. Motion to approve the access control for Stations 93 and 96, not to exceed \$32,625.00, was made by Fred Scibuola. Motion carried.

11. **Discuss and possibly approve The Morton Accounting Services' monthly report and authorize payment of bills:** Melissa Morton gave the following report: At the beginning of February, the Harris County Emergency Services District No 1 (HCESD No 1) beginning Operating Fund Balance was \$22,559,011. During the month, HCESD No 1 received \$9,308,946 in revenue – the majority of which came from tax revenue (\$9,198,419). HCESD No 1 processed \$582,399 in disbursements during the month. 94% of this balance is payment to Construction Masters (\$545,426) for Building Improvements. The ending balance as of February 29, 2024 is \$31,285,557. During February, the opening balance for the Texas Class Prime Investment account was \$21,268,953. We received \$13,877 in interest from the CIP account, \$32,313 from the general texpool account, \$40,170 from the Gov HCESD#1 account, and \$7,292 from the Gov Capital Project account. The ending interest rate was 5.4842% for Texas Class Prime and 5.2520% for Texas Class Gov. The ending balance for February was \$28,362,605. The invoices pending board approval total \$3,867,253. This amount is higher than usual due to high payout for Construction Masters as well as 2 invoices from HCEC. Balance on credit card statement is \$1396.54 and included purchases from the recent SafeD trip. This amount will be included in approval today. Audit is progressing and at partner-level review. She anticipates having report from audit at next Board meeting. Motion was made by Fred Scibuola to approve Morton Accounting services' monthly report and authorize payment of bills. Motion carried.
12. **Possible action on The Morton Accounting Services' monthly report:** None.
13. **Discuss and possibly approve purchase of cyber insurance policy:** Jeremy Hyde stated that Pete Serna recognized that the district does not have a cyber insurance policy and highly suggested it. Mr. Serna has reviewed the policy and it is good in his professional opinion. The total annual cost is \$9254.00. Fred Scibuola made a motion to approve purchase of cyber insurance policy in the amount of \$9254.00 beginning April 1, 2024. Motion carried.
14. **Discuss and possibly approve excess coverage for District insurance policy:** Tabled. Motion to table agenda item #14 until further information is provided was made by Fred Scibuola. Motion carried.
15. **Discuss and possibly approve purchase of fleet vehicles:** Tabled. Motion to table agenda item #15 until quotes are provided was made by Fred Scibuola. Motion carried.
16. **Harris County Emergency Corps Report:** HCEC report was given by Mr. Hyde as follows:
 - HCEC responded to 1894 911 calls this month, compared to 1983 in the previous month. Response time is 8:20.
 - HCEC sent our financial and compliance team to the PWW conference to review and update compliance certifications.
 - Dr. Decker and Dr. Guillote attended the National Association of EMS Physicians Texas chapter to review best practices for prehospital medicine.
 - Trimester CE is happening this week. We bring in all of our credentialed medical staff three times per year for training.
 - Vehicle Accidents last month: 0
 - Vehicle Maintenance Reports last month: 14
17. **Possible action on Harris County Emergency Corps Report:** None.
18. **Adjourn to closed session:** None.
19. **Possible action on closed session:** None.
20. **Announce next Board meeting:** The Regular Board of Commissioners meeting will be held on Tuesday, April 30, 2024 at 10:00 am. The meeting will include presentations by HCEC personnel highlighting future goals and past accomplishments for each department.
21. **Adjourn:** Fred Scibuola made a motion to adjourn. Motion carried. Meeting adjourned at 10:37 am.



HCESD 1 – EMS STATION #93
MONTHLY STATUS REPORT
PERIOD: 4/1/2024 - 4/30/2024

This is a status summary for HCESD 1 – EMS Station #93 for the period referenced above. This Report may include information that has become available prior to issuance of this report. Information presented within this report is a general indicator of the progress and performance on the project.

OWNER:	Harris County ESD #1	POINT OF CONTACT:	Jeremy Hyde
DESIGN/BUILD TEAM:	Construction Masters	POINT OF CONTACT:	Dennis Busby
ORIGINAL COMPLETION:	10/1/2024	ORIGINAL CONTRACT:	\$3,200,000.00
CURRENT COMPLETION:	8/12/2024	CURRENT CONTRACT:	\$3,174,242.56
DAYS EXTENDED:	0	DELIVERY METHOD:	Design-Build

PROJECT HEALTH INDICATOR

METRIC	POOR	AT RISK	AVERAGE	GOOD	EXCELLENT
SCHEDULE:				X	
BUDGET:				X	
QUALITY:				X	



Summary of Work During this Period

1. Sitework
 - a. Place remaining paving - Completed
2. Building Shell
 - a. Damp proofing – Completed
 - b. Window installation – Completed
 - c. Exterior door installation – 90% Complete
 - d. Overhead bay door installation – 90% Complete
3. Interior Buildout
 - a. Interior MEP rough-in – 90% Complete

Project Schedule Review

1. Milestones Achieved to Date
 - a. Receipt of permits – 9/23
 - b. Mobilization - 10/23
 - c. Demolition of existing structure – 10/23
 - d. Pour foundation – 12/23
 - e. Structural steel erection – 2/24
 - f. Sitework completed – 4/24
2. Milestones Anticipated Next Period
 - a. Complete building exterior – 5/24
 - b. Complete interior MEP rough-in – 5/24
3. Schedule Performance (Baseline vs Actual)

Current scheduled substantial completion date is 8/12/24 (see attached schedule). This is ahead of the 10/1/24 contractual substantial completion date.



Budget Status

1. Contract Status		
a. Original Contract Value:		\$3,200,000.00
b. Approved Change Orders:		(\$25,757.44)
c. Current Contract Value:		\$3,174,242.56
d. Amount Completed and Stored to Date (incl. retainage):		\$1,878,313.40
e. Percent Complete to Date:		59.17%
2. Change Orders		
a. Approved Change Orders		(\$25,757.44)
b. Pending Change Orders		\$0.00
c. Denied/Declined Change Orders		\$0.00

3. Comments

Below are potential change order items (No formal change proposals received):

1. ASI 003 - The site fire line was upsized from 4” to 6”, due to fire sprinkler system flow requirements. Construction Masters is currently looking into potential cost savings areas, with the end goal being a net zero cost change for this ASI. \$7,557.05 per email.
2. Waterline credit – The MUD is requiring that they perform some items already in Construction Masters’ contract. This credit will likely be used as an item to offset ASI 003 costs. (\$8,100.00) per email.
3. Windstorm engineer – Construction Masters informed us recently that the current windstorm engineer has cancer and will not be able to do the project. This service is not necessary, nor required by insurance. (\$6,600.00) per email.
4. Fueling station bollards – Willie Sanders determined that the bollards in the paving surrounding the fuel station area would be unnecessary and in the way. No credit pricing received yet.
5. Concrete credits – Construction Masters determined that the generator pad size could decrease and that the approach drive did not need to be removed/relocated. This credit will likely be used as an item to offset ASI 003 costs. (\$2,954.00) per email. This price is subject to change following further subcontractor coordination.
6. Wall panels in the apparatus bay – The current plans call for metal panels on the walls up to 9’, with sheetrock above. Willie Sanders determined that metal panels from floor to ceiling would be a better solution long-term for maintenance purposes. \$4,500.00 per email.



Construction Quality

1. Non-conforming work this period
 - a. None

2. Critical Observations
 - a. This Period:
 - i. Wall pre-cover walk with project team
 - ii. Remaining paving prep and pour

 - b. Anticipated next Period:
 - i. Ceiling pre-cover walk with project team

 - c. Comments:
 - i. In general, quality has been per plans and specifications.

Pending Issues

1. None

Owner Action Items

1. None

Photos



4/3/24 Remaining paving pour underway



4/4/24 Apparatus bay overhead doors installed



4/12/24 Window install underway



4/18/24 Kitchen progress overview



4/18/24 Apparatus bay progress overview



4/18/24 Building exterior progress overview



HCESD 1 – EMS STATION #96
MONTHLY STATUS REPORT
PERIOD: 4/1/2024 - 4/30/2024

This is a status summary for HCESD 1 – EMS Station #96 for the period referenced above. This Report may include information that has become available prior to issuance of this report. Information presented within this report is a general indicator of the progress and performance on the project.

OWNER:	Harris County ESD #1	POINT OF CONTACT:	Jeremy Hyde
DESIGN/BUILD TEAM:	Construction Masters	POINT OF CONTACT:	Dennis Busby
ORIGINAL COMPLETION:	10/1/2024	ORIGINAL CONTRACT:	\$3,719,000.00
CURRENT COMPLETION:	8/14/2024	CURRENT CONTRACT:	\$3,848,486.65
DAYS EXTENDED:	0	DELIVERY METHOD:	Design-Build

PROJECT HEALTH INDICATOR

METRIC	POOR	AT RISK	AVERAGE	GOOD	EXCELLENT
SCHEDULE:				X	
BUDGET:			X		
QUALITY:				X	



Summary of Work During this Period

1. Sitework
 - a. Site utilities installation – 50% Complete
2. Building Shell
 - a. Rigid insulation installation – Completed
 - b. Window installation – Completed
 - c. Overhead bay door installation – 90% Complete
3. Interior Buildout
 - a. Interior MEP rough-in – 90% Complete

Project Schedule Review

1. Milestones Achieved to Date
 - a. Receipt of permits - 9/23
 - b. Mobilization/contractor move-in to existing building - 10/23
 - c. Pour foundation – 11/23
 - d. Structural steel erection – 2/24
 - e. Demolition of existing structure – 3/24
2. Milestones Anticipated Next Period
 - a. Complete interior MEP rough-in – 5/24
 - b. Complete building exterior – 5/24
 - c. Complete site utilities – 5/24

3. Schedule Performance (Baseline vs Actual)

Current scheduled substantial completion date is 8/14/24 (see attached schedule). This is ahead of the 10/1/24 contractual substantial completion date.

The MUD engineers (Pape-Dawson) informed AGCM on 2/28/24 that during permitting, the city's reviewers have instructed them that additional watermain upgrades will be required in order to receive permits for their original scope of work. This will have additional cost impacts and potentially could have schedule impacts. AGCM has continued to be in constant



communication with Pape-Dawson regarding this matter. Pape-Dawson has indicated that we will be able to separate their original scope and this newly required scope into two projects, so that the original scope can be completed in the original timeline and so that HCESD1 can occupy the building and have water before the planned completion dates. The second portion of the scope can be completed at HCESD1's preferred timing. Pape-Dawson is continuing to work on permitting coordination. Their original estimate for the original scope was for them to complete construction by 7/30/24. AGCM will continue to follow up on this regularly.



Budget Status

1. Contract Status	
a. Original Contract Value:	\$3,719,000.00
b. Approved Change Orders:	\$129,486.65
c. Current Contract Value:	\$3,848,486.65
d. Amount Completed and Stored to Date (incl. retainage):	\$1,922,718.97
e. Percent Complete to Date:	49.96%
2. Change Orders	
a. Approved Change Orders	\$129,486.65
b. Pending Change Orders	\$0.00
c. Denied/Declined Change Orders	\$0.00

3. Comments

Below are potential change order items (No formal change proposals received):

1. ASI 003 - The site fire line was upsized from 4” to 6”, due to fire sprinkler system flow requirements. Construction Masters is currently looking into potential cost savings areas, with the end goal being a net zero cost change for this ASI. \$7,557.06 per email.
2. Windstorm engineer – Construction Masters informed us recently that the current windstorm engineer has cancer and will not be able to do the project. This service is not necessary, nor required by insurance. (\$6,600.00) per email.
3. Fueling station bollards – Willie Sanders determined that the bollards in the paving surrounding the fuel station area would be unnecessary and in the way. No credit pricing received yet.
4. Concrete credits - Construction Masters determined that the generator pad size could decrease. This credit will likely be used as an item to offset ASI 003 costs. (\$714.00) per email. This price is subject to change following further subcontractor coordination.
5. Wall panels in the apparatus bay – The current plans call for metal panels on the walls up to 9’, with sheetrock above. Willie Sanders determined that metal panels from floor to ceiling would be a better solution long-term for maintenance purposes. \$8,500.00 per email.



Construction Quality

1. Non-conforming work this period
 - a. None
2. Critical Observations
 - a. This Period:
 - i. Exterior in-place mockup construction/inspection by project team
 - ii. Observation of site utilities excavation, install, and backfill
 - iii. Wall pre-cover walk with project team
 - b. Anticipated next Period:
 - i. Ongoing exterior in-place mockup construction/inspection by project team
 - ii. Observation of site utilities excavation, install, and backfill
 - iii. Ceiling pre-cover walk with project team
 - iv. Observation of detention pond de-watering and excavation
 - c. Comments:
 - i. In general, quality has been per plans and specifications.

Pending Issues

1. The MUD engineers (Pape-Dawson) informed AGCM on 2/28/24 that during permitting, the city's reviewers have instructed them that additional watermain upgrades will be required in order to receive permits for their original scope of work. This will have additional cost impacts and potentially could have schedule impacts. AGCM has continued to be in constant communication with Pape-Dawson regarding this matter. Pape-Dawson has indicated that we will be able to separate their original scope and this newly required scope into two projects, so that the original scope can be completed in the original timeline and so that HCESD1 can occupy the building and have water before the planned completion dates. The second portion of the scope can be completed at HCESD1's preferred timing. Pape-Dawson is continuing to work on permitting coordination. Their original estimate for the original scope was for them to complete construction by 7/30/24. AGCM will continue to follow up on this regularly.

Owner Action Items

1. Discuss/approve watermain variance and related estimate from the MUD engineer. A subsequent letter from HCESD1 will need to be sent to Houston Public Works authorizing the intent and timing.

Photos



4/4/24 Site utility installation underway



4/12/24 Window installation underway



4/18/24 Building progress overview




4/18/24 Mockup wall progress overview



4/18/24 Apparatus bay overhead doors installed



4/18/24 Apparatus bay progress overview



4/18/24 Kitchen progress overview



4/18/24 Grease trap and sand/oil separator being installed



Harris County Emergency Services District 1

2800 Aldine Bender
Houston, Texas 77032
Board of Commissioners

April 24th, 2024

Houston Public Works
1002 Washington Ave.
Houston, TX 77002

Re: Watermain Upgrade for Harris County EMS 96, ILMS NO. 23120277

To whom it may concern,

This letter is in response to the Infrastructure Design Manual Variance Form related to ILMS No. 23120277. Please let this letter convey that EMS 96 has the intent of looping the water line around EMS 96, thus eliminating the dead end and completing the water line loop. This work will be done separately from the original project scope, which included removal and replacement of approximately 800' of the existing water line with new 8" water line. This additional scope will be completed by 08/01/2029.

Sincerely,

Cathy Sunday
President

Office: (281) 449-3131
Fax: (281) 227-3335

EMS Station No. 96 - Water Main Additional Loop					
Item Number	Approx. Quantity	Unit	Item Description	Unit Price	Total Amount
Water Main Items					
1	500	Linear Foot	8-Inch Class 235 C900 (SDR 18) Polyvinyl Chloride (PVC) Water Main, All Depths, I/C All Bends, Fittings, and Tie-Ins, As Shown In Plans, Complete In Place	\$ 75.00	\$ 37,500.00
2	100	Linear Foot	8-Inch Class 235 C900 (SDR 18) Polyvinyl Chloride (PVC) Water Main, With Restraint Devices for Pipe Joints and Fittings with 16-Inch Steel Casing, Bore and Jack, Including All Necessary Bore Pits, All Depths, As Shown In Plans, Complete In Place	\$ 190.00	\$ 19,000.00
3	3	Each	8-Inch AWWA Gate Valve, MJ and Box, As Shown In Plans, Complete In Place	\$ 4,500.00	\$ 13,500.00
Water Main Items Subtotal					\$ 70,000.00
Miscellaneous Water Main Items					
4	500	Linear Foot	Trench Safety System Greater Than 5-Feet, Complete In Place	\$ 5.00	\$ 2,500.00
5	1	Lump Sum	Design of Trench Excavation and Shoring Safety Plan, Complete In Place	\$ 750.00	\$ 750.00
6	200	Cubic Yard	Extra Cement-Stabilized Sand, When Authorized by Owner, Complete in Place (Minimum Unit Price of \$20.00 per Cubic Yard)	\$ 20.00	\$ 4,000.00
7	500	Linear Foot	Bedding for Water Main Construction in Dry or Wet Stable Trench (Unsatisfactory Soil Conditions), in Lieu of Specified Bedding of Water main, When Authorized by Owner, Complete in Place (Minimum Unit Price of \$20.00 per Linear Foot)	\$ 20.00	\$ 10,000.00
Miscellaneous Water Main Items Subtotal					\$ 17,250.00
Storm Water Pollution Prevention Plan Items					
8	1	Lump Sum	Compliance with the Texas Commission on Environmental Quality's (TCEQ) Texas Pollutant Discharge Elimination System (TPDES) Regulations Under the State of Texas General Permit No. TXR150000, Including Storm Water Pollution Prevention Plan (SWPPP) Preparation, Filing, Installation, Maintenance, Inspections, Reporting, etc. as Required by Said Permit.	\$ 4,000.00	\$ 4,000.00
9	4	Each	Stage II Standard Inlet Protection Device by Texas Erosion Control or Approved Equal, as Shown in Construction Plans, Including Two Burlap Bags per Inlet, When Authorized by Owner, Complete in Place	\$ 500.00	\$ 2,000.00
10	1,000	Linear Foot	Reinforced Filter Fabric Fence, to be Installed at the Back of Curb and as Shown on the Construction Plans, When Authorized by Owner, Complete in Place	\$ 2.00	\$ 2,000.00
11	1,000	Linear Foot	Removal of Reinforced Filter Fabric Fence to be Properly Disposed of Offsite, When Authorized by Owner, Complete in Place	\$ 0.50	\$ 500.00
Storm Water Pollution Prevention Plan Items Subtotal					\$ 8,500.00
Miscellaneous Items					
12	1	Lump Sum	Move-in and Start-up as Required to Begin Construction Including Hauling of all Excess Spoil Material Offsite, Site Clean-up and Demobilize after Construction Completion	\$ 20,000.00	\$ 20,000.00
13	1	Lump sum	Clearing, Grubbing, Stripping, and Tree Removal as Needed and Hauling Off-site, Complete	\$ 5,000.00	\$ 5,000.00
14	1	Lump Sum	Performance, Maintenance and Payment Bonds for 100 Percent (100%) of the Contract Amount	\$ 10,000.00	\$ 18,000.00
15	1	Lump Sum	Control and Construction Staking for Construction and/or Installation of Water Main and Required Appurtenances, Including, but not Limited to Pipes, Valves, Manholes, and Inlets; Staking for Construction to be Provided by the Engineer; Complete in Place	\$ 7,500.00	\$ 7,500.00
16	1	Lump Sum	Site Restoration of all Grassed Area as Per Harris County Standard Specification 02921, Complete In Place	\$ 10,000.00	\$ 10,000.00
17	1	Lump Sum	Restoration of all damaged / removed hard Surface Due to Pipe Installation Such as Concrete and Asphalt Driveways Including All Backfill and Sub Base, Complete In Place	\$ 10,000.00	\$ 10,000.00
18	1	Lump Sum	Handling of Excavated Material Along Roadway to Ensure it Does Not Impact Traffic and Drainage, Complete In Place	\$ 5,000.00	\$ 5,000.00
19	1	Lump Sum	Traffic Control Measures as per Traffic Control Plans and Harris County Specifications and Removal after Construction Completion, Complete In Place	\$ 5,000.00	\$ 5,000.00
20	1	Lump Sum	Premium to Coordinate and Work in Proximity of Existing Utilities and Residents	\$ 5,000.00	\$ 5,000.00
Miscellaneous Items Subtotal					\$ 85,500.00
Total				\$	181,250.00



HCESD No 1 Monthly Financial Report Summary
April Board Meeting
Wednesday, April 24, 2024

At the beginning of March, the Harris County Emergency Services District No 1 (HCESD No 1) beginning Operating Fund Balance was \$31,285,557. During the month, HCESD No 1 received \$675,776 in revenue – the majority of which came from tax revenue (\$539,814). HCESD No 1 processed \$3,868,650 in disbursements during the month. 95% of this balance is payments to HCEC for monthly services (\$2,760,914) and to Construction Masters (\$932,105) for Building Improvements. The ending balance as of March 31, 2024 is \$28,092,684.

During March, the opening balance for the Texas Class Prime Investment account was \$28,362,605. We received \$13,668 in interest from the CIP account, \$63,943 from the general texpool account, \$43,675 from the Gov HCESD#1 account, and \$7,843 from the Gov Capital Project account. The ending interest rate was 5.4652% for Texas Class Prime and 5.2566% for Texas Class Gov. The ending balance for March was \$27,991,735. See page 4 for the “Investment” Report.

The invoices pending board approval total \$3,729,004 See page 6 for “Unpaid Bills Detail” report.

**Harris County ESD No 1
General Operating Fund
As of March 31, 2024**

General Operating Fund

BEGINNING BALANCE: 31,285,557.45

REVENUE

Deposits	539,814.07	Tax and Receivable Revenue	
Interest	6,832.21	Savings Interest	
Interest	63,943.28	Texpool Interest	
Interest	13,668.03	Texpool Interest - CIP	
Interest	43,675.09	Texpool Interest - Gov HCESD#1	
Interest	7,843.37	Texpool Interest - Gov Cap Proj	
Total Revenue			675,776.05

DISBURSEMENTS

16031	CenterPoint Energy	3,240.00	Utility
16032	Pete Serna	1,600.00	Commissioner Reimbursement
16033	Professional Ambulance Sales a	85,015.26	Vehicle on Order
16034	Chase Card Services	1,396.54	Credit Card
ACH	Caryn Papantonakis	6,000.00	Legal
ACH	AG CM Inc	19,020.50	Project Management
ACH	Construction Masters	932,105.00	Building Improvements
ACH	Fred Scibuola	1,200.00	Commissioner Reimbursement
ACH	Harris Central Appraisal District	49,358.00	2nd Q 2024 Payment
ACH	HCEC	2,760,914.43	Monthly Payment
ACH	Oak Interactive LLC	450.00	Website Maint
ACH	Radcliffe Bobbitt Adams Polley	2,568.63	Legal
ACH	The Morton Accounting Services	5,781.59	CPA
Total Disbursements			3,868,649.95

ENDING BALANCE: **28,092,683.55**

3/31/2024

Balance

LOCATION OF ASSETS

Prosperity Operating	9,818.01
Prosperity Money Mkt	91,130.96
Texas Class	14,223,454.45
Texas Class - Capital Projects	1,740,643.85
Texas Class - Gov HCESD#1	10,263,504.45
Texas Class - Gov Cap Proj	1,764,131.83

Total Account Balance **28,092,683.55**

Harris County Emergency Services District #1
Quarterly Investment Report
Monthly Fiscal Year 2024
March 31, 2024

Trans Date		Capital Project	PRIME	HCESD#1	Capital Project	TOTAL
		Texas Class	Texas Class	Texas Class GOV	Texas Class GOV	
3/1/2024	Beg. Balance	\$ 3,200,681.34	\$ 13,731,231.17	\$ 9,674,403.84	\$ 1,756,288.46	\$ 28,362,604.81
3/26/2024	Withdrawal		(500,000.00)	-	-	(500,000.00)
3/27/2024	Transfer	(928,280.00)	928,280.00			
3/26/2024	Transfer	(545,425.52)		545,425.52	-	-
3/31/2024	Class 5.4652%	13,668.03	63,943.28		-	77,611.31
3/31/2024	Gov 5.2566%			43,675.09	7,843.37	51,518.46
3/31/2024	End Balance	\$ 1,740,643.85	\$ 14,223,454.45	\$ 10,263,504.45	\$ 1,764,131.83	\$ 27,991,734.58

The investments for the District for the period are in compliance with the Public Funds Investment Act, the District's investment policy and the District's investment strategy.

Harris County ESD No. 1 - GOF Unpaid Bills Detail As of April 22, 2024

Type	Date	Num	Memo	Due Date	Open Balance
AG CM Inc.					
Bill	03/31/2024	11379	Project Management Support #93 & 96 - March 2024	04/10/2024	18,246.80
Total AG CM Inc.					18,246.80
Carr Riggs & Ingram					
Bill	04/01/2024	17895253	2023 Audit Billing	04/11/2024	16,000.00
Total Carr Riggs & Ingram					16,000.00
Caryn Papantonakis					
Bill	04/11/2024		Legal Fees	04/21/2024	6,000.00
Total Caryn Papantonakis					6,000.00
Construction Masters of Houston, Inc.					
Bill	03/31/2024	Pay Request 14-93...	Pay Request 14 - Total Contract \$302,500 MAR 2024	04/10/2024	12,750.00
Bill	03/31/2024	Pay App 007 Const	Pay App 006 93 & 96 Construction Phase MAR 2024	04/10/2024	716,667.31
Total Construction Masters of Houston, Inc.					729,417.31
Fred A Scibuola					
Bill	04/17/2024	APRIL 24 Reimb	April 24 Reimbursement	04/27/2024	1,000.00
Total Fred A Scibuola					1,000.00
HCEC					
Bill	02/29/2024	02944	February 2024	03/10/2024	1,406,784.74
Bill	03/31/2024	02959	March 2024	04/10/2024	1,544,158.56
Total HCEC					2,950,943.30
Oak Interactive, LLC					
Bill	03/31/2024	13912	Monthly Website Maintenance - March	04/10/2024	450.00
Total Oak Interactive, LLC					450.00
Radcliffe Bobbitt Adams Polley					
Bill	03/31/2024	218289	Legal - Elections - MAR 2024	04/10/2024	107.10
Total Radcliffe Bobbitt Adams Polley					107.10
Shirley Reed					
Bill	03/31/2024	Reimb MAR 24	Reimbursement Request February 6- April 1, 2024	04/10/2024	1,800.00
Total Shirley Reed					1,800.00
The Morton Accounting Services					
Bill	03/31/2024	2555	March CPA Services	04/10/2024	5,039.69
Total The Morton Accounting Services					5,039.69
TOTAL					3,729,004.20

Harris County ESD No. 1 - GOF
Profit & Loss Budget vs. Actual
 January through March 2024

	Jan - Mar 24	Budget	\$ Over Budget	% of Budget
Ordinary Income/Expense				
Income				
41000 · Service Revenue				
41100 · HCEC Ambulance Lease Revenue	21,000.00	84,000.00	-63,000.00	25.0%
41200 · HCEC Property Lease Revenue	136,659.00	546,636.00	-409,977.00	25.0%
Total 41000 · Service Revenue	157,659.00	630,636.00	-472,977.00	25.0%
42000 · Tax Revenues				
42100 · Penalty & Interest	70,064.61	200,000.00	-129,935.39	35.0%
42300 · Tax Revenue	4,277,776.39	23,259,521.00	-18,981,744.61	18.4%
Total 42000 · Tax Revenues	4,347,841.00	23,459,521.00	-19,111,680.00	18.5%
43000 · Other Income				
43100 · Miscellaneous Income	1,202.10	5,000.00	-3,797.90	24.0%
43150 · Proceeds from Sale of Asset	0.00	2,000.00	-2,000.00	0.0%
43200 · Donations & Contributions	5,017.00	12,000.00	-6,983.00	41.8%
43500 · Training & Education	0.00	2,000.00	-2,000.00	0.0%
43550 · Interest Earned on Checking	38,544.34	46,800.00	-8,255.66	82.4%
43700 · Interest Earned on Temp. Invest	289,979.70	750,000.00	-460,020.30	38.7%
Total 43000 · Other Income	334,743.14	817,800.00	-483,056.86	40.9%
Total Income	4,840,243.14	24,907,957.00	-20,067,713.86	19.4%
Gross Profit	4,840,243.14	24,907,957.00	-20,067,713.86	19.4%
Expense				
143502 · Commissions Paid from Levy	20,537.22	75,000.00	-54,462.78	27.4%
162800 · Facilities & Equipment (DNU)				
162805 · Furniture/Equip - Non-Asset	0.00	20,000.00	-20,000.00	0.0%
162840 · Equip Rental & Maintenance	0.00	25,000.00	-25,000.00	0.0%
Total 162800 · Facilities & Equipment (DNU)	0.00	45,000.00	-45,000.00	0.0%
170000 · Capital Purchases				
17001 · Vehicles	0.00	565,000.00	-565,000.00	0.0%
17002 · Buildings	0.00	6,500,000.00	-6,500,000.00	0.0%
Total 170000 · Capital Purchases	0.00	7,065,000.00	-7,065,000.00	0.0%
50000 · Commissioner Salaries and Wages				
50250 · Commissioner Reimbursement	11,003.00	36,000.00	-24,997.00	30.6%
Total 50000 · Commissioner Salaries and W...	11,003.00	36,000.00	-24,997.00	30.6%
51000 · HCEC Program Expense				
51100 · HCEC Contract Expense	4,554,628.73	22,521,140.16	-17,966,511.43	20.2%
Total 51000 · HCEC Program Expense	4,554,628.73	22,521,140.16	-17,966,511.43	20.2%
52000 · Contract Services (DNU)				
52100 · Accounting Fees	15,880.23	55,000.00	-39,119.77	28.9%
52200 · Audit Fees	0.00	23,000.00	-23,000.00	0.0%
52300 · Legal Fees	18,000.00	72,000.00	-54,000.00	25.0%
52350 · Outside Contract Services	53,090.00	100,000.00	-46,910.00	53.1%
52550 · Election Expense	4,761.37	10,000.00	-5,238.63	47.6%
Total 52000 · Contract Services (DNU)	91,731.60	260,000.00	-168,268.40	35.3%
53000 · Operations (DNU)				
53150 · Dues & Subscriptions	1,350.00	14,000.00	-12,650.00	9.6%
53200 · Postage	0.00	300.00	-300.00	0.0%
53250 · Computer/Software Support	866.92	1,000.00	-133.08	86.7%
53300 · Printing & Copying	24.50	250.00	-225.50	9.8%
53350 · Legal Notices & Filing Fees	0.00	13,000.00	-13,000.00	0.0%
53400 · Office Supplies	54.20	1,000.00	-945.80	5.4%
Total 53000 · Operations (DNU)	2,295.62	29,550.00	-27,254.38	7.8%

Harris County ESD No. 1 - GOF
Profit & Loss Budget vs. Actual
January through March 2024

	Jan - Mar 24	Budget	\$ Over Budget	% of Budget
54000 · General and Admin Expenses				
54150 · Insurance - Gen Liab-Err & Omis	80,713.00	77,000.00	3,713.00	104.8%
54200 · Insurance - Treasurer's Bond	0.00	2,000.00	-2,000.00	0.0%
54300 · Other Costs (Contengency Funds)	0.00	4,000.00	-4,000.00	0.0%
54400 · HCAD Qtr Expenses	49,358.00	160,000.00	-110,642.00	30.8%
54450 · Depreciation Expense	0.00	2,750,000.00	-2,750,000.00	0.0%
54500 · Bad Debt Expence-Taxes	0.00	0.00	0.00	0.0%
54600 · Travel & Meetings	113.70	10,000.00	-9,886.30	1.1%
54650 · Conference, Conven & Meetings	0.00	6,000.00	-6,000.00	0.0%
54700 · Travel/Lodging	1,336.44	10,000.00	-8,663.56	13.4%
54800 · Repairs & Maintenance (DNU)	0.00	10,000.00	-10,000.00	0.0%
Total 54000 · General and Admin Expenses	131,521.14	3,029,000.00	-2,897,478.86	4.3%
60000 · Interest Expense	0.00	154,280.00	-154,280.00	0.0%
61000 · Loan Costs	0.00	1,037,000.00	-1,037,000.00	0.0%
Total Expense	4,811,717.31	34,251,970.16	-29,440,252.85	14.0%
Net Ordinary Income	28,525.83	-9,344,013.16	9,372,538.99	-0.3%
Other Income/Expense				
Other Income				
71000 · Gain/Loss on Sale of Asset	0.00	2,000.00	-2,000.00	0.0%
Total Other Income	0.00	2,000.00	-2,000.00	0.0%
Net Other Income	0.00	2,000.00	-2,000.00	0.0%
Net Income	28,525.83	-9,342,013.16	9,370,538.99	-0.3%

Harris County ESD No. 1 - GOF
Balance Sheet Prev Year Comparison
As of March 31, 2024

	Mar 31, 24	Mar 31, 23	\$ Change	% Change
ASSETS				
Current Assets				
Checking/Savings				
11000 · Prosperity Operating Account	9,818.01	17,631.50	-7,813.49	-44.3%
11050 · Prosperity Money Mkt	91,130.96	565,769.96	-474,639.00	-83.9%
11350 · Texas Class Investment	14,223,454.45	19,970,258.61	-5,746,804.16	-28.8%
11351 · Texas Class Capital Projects	1,740,643.85	6,079,328.91	-4,338,685.06	-71.4%
11352 · Texas Class Gov HCESD#1	10,263,504.45	0.00	10,263,504.45	100.0%
11353 · TexasClass Gov Capital Projects	1,764,131.83	0.00	1,764,131.83	100.0%
Total Checking/Savings	28,092,683.55	26,632,988.98	1,459,694.57	5.5%
Accounts Receivable				
11001 · *Accounts Receivable	11.57	11.57	0.00	0.0%
Total Accounts Receivable	11.57	11.57	0.00	0.0%
Other Current Assets				
11500 · Accounts Receivable				
11510 · Current Taxes Receivables	5,604,611.42	8,479,747.01	-2,875,135.59	-33.9%
11520 · Delinquent Taxes Receivable	2,172,063.68	2,050,511.69	121,551.99	5.9%
11590 · Allowance Doubtful Accts-Tax	-1,803,020.00	-1,603,020.00	-200,000.00	-12.5%
11500 · Accounts Receivable - Other	17,125.50	17,125.50	0.00	0.0%
Total 11500 · Accounts Receivable	5,990,780.60	8,944,364.20	-2,953,583.60	-33.0%
11600 · Fees for Services Receivable				
11610 · Service Fee Receivable	63,984,734.72	63,984,734.72	0.00	0.0%
11650 · Allowance for Bad Debt	-63,984,734.72	-63,984,734.72	0.00	0.0%
Total 11600 · Fees for Services Receivable	0.00	0.00	0.00	0.0%
11800 · Prepaid Expense				
11810 · Prepaid Other	106,067.09	122,378.95	-16,311.86	-13.3%
Total 11800 · Prepaid Expense	106,067.09	122,378.95	-16,311.86	-13.3%
11900 · Lease Receivable				
	2,432,248.45	3,011,399.00	-579,150.55	-19.2%
Total Other Current Assets	8,529,096.14	12,078,142.15	-3,549,046.01	-29.4%
Total Current Assets	36,621,791.26	38,711,142.70	-2,089,351.44	-5.4%
Fixed Assets				
15000 · Vehicle Assets				
15010 · Vehicles	3,548,268.18	3,885,519.02	-337,250.84	-8.7%
Total 15000 · Vehicle Assets	3,548,268.18	3,885,519.02	-337,250.84	-8.7%
16000 · Land				
16010 · Land- 1620 Isom Property	235,546.58	235,546.58	0.00	0.0%
16020 · Land- Fallbrook Property	30,809.15	30,809.15	0.00	0.0%
16030 · Land- Old Humble Rd Property	117,980.67	117,980.67	0.00	0.0%
16040 · Land- 2800 Aldine Bender	309,467.00	309,467.00	0.00	0.0%
16000 · Land - Other	1,060,779.93	1,060,779.93	0.00	0.0%
Total 16000 · Land	1,754,583.33	1,754,583.33	0.00	0.0%
17000 · Furniture and Equipment				
17010 · Off. & Maint Equipment	1,502,065.10	1,502,065.10	0.00	0.0%
17020 · Medical Equipment	3,879,620.69	3,879,620.69	0.00	0.0%
17030 · Software & License Agreements	70,320.84	70,320.84	0.00	0.0%
17040 · Furniture & Fixtures	247,256.48	247,256.48	0.00	0.0%
17050 · Communication Cntr New Station	473,980.26	473,980.26	0.00	0.0%
17000 · Furniture and Equipment - Other	14,850.00	14,850.00	0.00	0.0%
Total 17000 · Furniture and Equipment	6,188,093.37	6,188,093.37	0.00	0.0%

Harris County ESD No. 1 - GOF Balance Sheet Prev Year Comparison

04/22/24

Accrual Basis

As of March 31, 2024

	Mar 31, 24	Mar 31, 23	\$ Change	% Change
18000 · Building and Improvements				
18010 · 1620 Isom Admin Bldg	488,507.62	488,507.62	0.00	0.0%
18020 · 2800 Aldine Bender Bldg	5,810,117.91	5,810,117.91	0.00	0.0%
18030 · 7710 Fallbrook Station	476,537.75	476,537.75	0.00	0.0%
18040 · 10512 Airline Station	238,339.00	238,339.00	0.00	0.0%
18050 · 6310 Aldine Bender Station	523,695.00	523,695.00	0.00	0.0%
18060 · Station #92	3,761,643.25	3,761,643.25	0.00	0.0%
18061 · Station #93	1,848,483.21	0.00	1,848,483.21	100.0%
18070 · Station #94	2,856,734.31	2,856,734.31	0.00	0.0%
18080 · Station #97	1,989,080.11	1,989,080.11	0.00	0.0%
18090 · Station #96	1,845,091.54	0.00	1,845,091.54	100.0%
18000 · Building and Improvements - Other	418,616.00	247,125.00	171,491.00	69.4%
Total 18000 · Building and Improvements	20,256,845.70	16,391,779.95	3,865,065.75	23.6%
19000 · Accumulated Depreciation	-14,865,691.77	-13,501,730.11	-1,363,961.66	-10.1%
Total Fixed Assets	16,882,098.81	14,718,245.56	2,163,853.25	14.7%
Other Assets				
19500 · Call Center License				
19550 · Old Comm Center Other	800,000.00	800,000.00	0.00	0.0%
Total 19500 · Call Center License	800,000.00	800,000.00	0.00	0.0%
Total Other Assets	800,000.00	800,000.00	0.00	0.0%
TOTAL ASSETS	54,303,890.07	54,229,388.26	74,501.81	0.1%
LIABILITIES & EQUITY				
Liabilities				
Current Liabilities				
Accounts Payable				
20000 · Accounts Payable	3,728,335.60	56,512.24	3,671,823.36	6,497.4%
20050 · Unclaimed Property	354.35	354.35	0.00	0.0%
Total Accounts Payable	3,728,689.95	56,866.59	3,671,823.36	6,456.9%
Other Current Liabilities				
22000 · Accrued Expenses				
22200 · Interest Payable	18,881.84	20,960.98	-2,079.14	-9.9%
Total 22000 · Accrued Expenses	18,881.84	20,960.98	-2,079.14	-9.9%
22500 · Deferred inflow of res - Leases	2,410,731.95	3,013,415.00	-602,683.05	-20.0%
23000 · Other Payables				
23020 · Deferred Taxes	23,289,026.47	21,741,888.75	1,547,137.72	7.1%
Total 23000 · Other Payables	23,289,026.47	21,741,888.75	1,547,137.72	7.1%
24000 · Current Notes Payable				
24050 · Government Capital Debt	463,797.07	457,371.46	6,425.61	1.4%
24055 · Government Capital Debt 2021	572,330.45	561,934.67	10,395.78	1.9%
24060 · Stryker Equipment	0.00	392,464.75	-392,464.75	-100.0%
Total 24000 · Current Notes Payable	1,036,127.52	1,411,770.88	-375,643.36	-26.6%
Total Other Current Liabilities	26,754,767.78	26,188,035.61	566,732.17	2.2%
Total Current Liabilities	30,483,457.73	26,244,902.20	4,238,555.53	16.2%

Harris County ESD No. 1 - GOF
Balance Sheet Prev Year Comparison
As of March 31, 2024

	<u>Mar 31, 24</u>	<u>Mar 31, 23</u>	<u>\$ Change</u>	<u>% Change</u>
Long Term Liabilities				
25000 · Long Term Debt				
25050 · Note Payable - Government Cap	4,214,808.18	4,678,605.25	-463,797.07	-9.9%
25055 · Note Payable - Govern Cap 2021	4,314,007.15	4,886,337.61	-572,330.46	-11.7%
Total 25000 · Long Term Debt	<u>8,528,815.33</u>	<u>9,564,942.86</u>	<u>-1,036,127.53</u>	<u>-10.8%</u>
Total Long Term Liabilities	<u>8,528,815.33</u>	<u>9,564,942.86</u>	<u>-1,036,127.53</u>	<u>-10.8%</u>
Total Liabilities	39,012,273.06	35,809,845.06	3,202,428.00	8.9%
Equity				
30000 · Opening Bal Equity	5,996,412.00	5,996,412.00	0.00	0.0%
30100 · Unassigned Fund Balance	7,851,679.15	6,379,761.67	1,471,917.48	23.1%
30400 · Unrestricted Net Assets	1,415,000.03	1,415,000.03	0.00	0.0%
Net Income	28,525.83	4,628,369.50	-4,599,843.67	-99.4%
Total Equity	<u>15,291,617.01</u>	<u>18,419,543.20</u>	<u>-3,127,926.19</u>	<u>-17.0%</u>
TOTAL LIABILITIES & EQUITY	<u><u>54,303,890.07</u></u>	<u><u>54,229,388.26</u></u>	<u><u>74,501.81</u></u>	<u><u>0.1%</u></u>

Harris County ESD No. 1 - GOF Profit & Loss Detail January through March 2024

Type	Date	Num	Adj	Name	Memo	Amount
Ordinary Income/Expense						
Income						
41000 · Service Revenue						
41100 · HCEC Ambulance Lease Revenue						
Bill	01/31/2024	02943		HCEC	Master Lease for Vehicles	7,000.00
Bill	02/29/2024	02944		HCEC	Master Lease for Vehicles	7,000.00
Bill	03/31/2024	02959		HCEC	Master Lease for Vehicles	7,000.00
Total 41100 · HCEC Ambulance Lease Revenue						21,000.00
41200 · HCEC Property Lease Revenue						
Bill	01/31/2024	02943		HCEC	Original Agreement	45,553.00
Bill	02/29/2024	02944		HCEC	Original Agreement	45,553.00
Bill	03/31/2024	02959		HCEC	Original Agreement	45,553.00
Total 41200 · HCEC Property Lease Revenue						136,659.00
Total 41000 · Service Revenue						157,659.00
42000 - Tax Revenues						
42100 · Penalty & Interest						
Deposit	01/11/2024			Harris County Tax Office	P&I	0.00
Deposit	01/11/2024			Harris County Tax Office	Deliquent P&I	1,623.31
Deposit	01/16/2024			Harris County Tax Office	P&I	0.00
Deposit	01/16/2024			Harris County Tax Office	Deliquent P&I	3,525.96
Deposit	01/18/2024			Harris County Tax Office	P&I	0.00
Deposit	01/18/2024			Harris County Tax Office	Deliquent P&I	576.43
Deposit	01/25/2024			Harris County Tax Office	P&I	0.00
Deposit	01/25/2024			Harris County Tax Office	Deliquent P&I	841.12
Deposit	01/26/2024			Harris County Tax Office	-MULTIPLE-	0.00
Deposit	01/29/2024			Harris County Tax Office	P&I	0.00
Deposit	01/29/2024			Harris County Tax Office	Deliquent P&I	1,248.30
Deposit	02/01/2024			Harris County Tax Office	P&I	0.00
Deposit	02/01/2024			Harris County Tax Office	Deliquent P&I	1,927.59
Deposit	02/02/2024			Harris County Tax Office	-MULTIPLE-	0.00
Deposit	02/05/2024			Harris County Tax Office	P&I	0.00
Deposit	02/05/2024			Harris County Tax Office	Deliquent P&I	1,313.12
Deposit	02/06/2024			Harris County Tax Office	P&I	0.00
Deposit	02/06/2024			Harris County Tax Office	Deliquent P&I	724.63
Deposit	02/07/2024			Harris County Tax Office	P&I	0.00
Deposit	02/07/2024			Harris County Tax Office	Deliquent P&I	266.85
Deposit	02/12/2024			Harris County Tax Office	P&I	0.00
Deposit	02/12/2024			Harris County Tax Office	Deliquent P&I	1,687.78
Deposit	02/13/2024			Harris County Tax Office	P&I	0.00
Deposit	02/13/2024			Harris County Tax Office	Deliquent P&I	826.22
Deposit	02/14/2024			Harris County Tax Office	-MULTIPLE-	0.00
Deposit	02/15/2024			Harris County Tax Office	-MULTIPLE-	5,708.80
Deposit	02/16/2024			Harris County Tax Office	-MULTIPLE-	0.00
Deposit	02/20/2024			Harris County Tax Office	-MULTIPLE-	7,275.75
Deposit	02/23/2024			Harris County Tax Office	-MULTIPLE-	2,981.69
Deposit	02/28/2024			Harris County Tax Office	-MULTIPLE-	8,234.86
Deposit	03/01/2024			Harris County Tax Office	-MULTIPLE-	0.00
Deposit	03/05/2024			Harris County Tax Office	-MULTIPLE-	8,641.12
Deposit	03/06/2024			Harris County Tax Office	-MULTIPLE-	141.06
Deposit	03/07/2024			Harris County Tax Office	-MULTIPLE-	2,640.94
Deposit	03/11/2024			Harris County Tax Office	-MULTIPLE-	0.00
Deposit	03/13/2024			Harris County Tax Office	-MULTIPLE-	7,650.41
Deposit	03/18/2024			Harris County Tax Office	-MULTIPLE-	0.00
Deposit	03/19/2024			Harris County Tax Office	P&I	0.17
Deposit	03/19/2024			Harris County Tax Office	Deliquent P&I	0.00
Deposit	03/21/2024			Harris County Tax Office	-MULTIPLE-	4,779.16
Deposit	03/22/2024			Harris County Tax Office	-MULTIPLE-	3,535.97
Deposit	03/27/2024			Harris County Tax Office	-MULTIPLE-	3,899.20
Deposit	03/29/2024			Harris County Tax Office	P&I	14.17
Deposit	03/29/2024			Harris County Tax Office	Deliquent P&I	0.00
Total 42100 · Penalty & Interest						70,064.61
42300 · Tax Revenue						
Deposit	01/11/2024			Harris County Tax Office	Current Levy	676,014.86
Deposit	01/16/2024			Harris County Tax Office	Current Levy	617,141.98
Deposit	01/18/2024			Harris County Tax Office	Current Levy	806,958.27
Deposit	01/25/2024			Harris County Tax Office	Current Levy	1,022,235.15
Deposit	01/29/2024			Harris County Tax Office	Current Levy	1,155,426.13
Total 42300 · Tax Revenue						4,277,776.39
Total 42000 · Tax Revenues						4,347,841.00
43000 · Other Income						

Harris County ESD No. 1 - GOF Profit & Loss Detail January through March 2024

Type	Date	Num	Adj	Name	Memo	Amount
43100 · Miscellaneous Income						
Deposit	02/16/2024			Harris County Tax Office	Interest Jan 1 to Jan 31, 2024	1,202.10
Total 43100 · Miscellaneous Income						1,202.10
43200 · Donations & Contributions						
Deposit	01/29/2024	16027		Harris County Utility District No 15	Monthly Collections	1,685.83
Deposit	03/28/2024			Harris County Utility District No 15	Deposit	853.99
Deposit	03/28/2024			Harris County Utility District No 15	Deposit	808.14
Deposit	03/28/2024			Harris County Utility District No 15	Deposit	1,669.04
Total 43200 · Donations & Contributions						5,017.00
43550 · Interest Earned on Checking						
Deposit	01/31/2024				Interest	21,669.59
Deposit	02/29/2024				Interest	16,874.75
Total 43550 · Interest Earned on Checking						38,544.34
43700 · Interest Earned on Temp. Invest						
Deposit	01/31/2024				Interest	6,444.19
Deposit	01/31/2024				Interest	14,916.15
Deposit	01/31/2024				Interest	25,215.61
Deposit	01/31/2024				Interest	13,789.89
Deposit	02/29/2024				Interest	32,313.37
Deposit	02/29/2024				Interest	13,876.56
Deposit	02/29/2024				Interest	40,169.59
Deposit	02/29/2024				Interest	7,292.36
Deposit	03/31/2024				Interest	6,832.21
Deposit	03/31/2024				Interest	63,943.28
Deposit	03/31/2024				Interest	13,668.03
Deposit	03/31/2024				Interest	43,675.09
Deposit	03/31/2024				Interest	7,843.37
Total 43700 · Interest Earned on Temp. Invest						289,979.70
Total 43000 · Other Income						334,743.14
Total Income						4,840,243.14
Gross Profit						4,840,243.14
Expense						
143502 · Commissions Paid from Levy						
Deposit	01/11/2024			Harris County Tax Office	Adj./Fees	6,839.30
Deposit	01/16/2024			Harris County Tax Office	Adj./Fees	6,270.44
Deposit	01/18/2024			Harris County Tax Office	Adj./Fees	8,035.15
Deposit	01/25/2024			Harris County Tax Office	Adj./Fees	9,866.54
Deposit	01/26/2024			Harris County Tax Office	Adj./Fees	-1,931.34
Deposit	01/29/2024			Harris County Tax Office	Adj./Fees	11,611.84
Deposit	02/01/2024			Harris County Tax Office	Adj./Fees	-18,789.16
Deposit	03/18/2024			Harris County Tax Office	Adj./Fees	-1,365.55
Total 143502 · Commissions Paid from Levy						20,537.22
50000 · Commissioner Salaries and Wages						
50250 · Commissioner Reimbursement						
Bill	01/24/2024	JAN ...		Fred A Scibuola	JAN 24 Reimbursement	1,200.00
Bill	01/25/2024	Reim...		Shirley Reed	Reimbursement Request January 3- January 16, 2024	800.00
Bill	01/31/2024	JAN ...		Pete Serna	Training/Insurance Mtg/Board Mtg	600.00
Bill	02/13/2024	2024 ...		Cathy Sunday_	Commissioner Reimbursement 2024	2,600.00
Bill	02/16/2024	FEB ...		Fred A Scibuola	FEB 24 Reimbursement	1,003.00
Bill	02/23/2024	Reim...		Shirley Reed	Reimbursement Request January 19- January 29, 2024	800.00
Bill	02/29/2024	FEB ...		Pete Serna	Ins Mtg/Safe-D Conf/Board Mtg	1,000.00
Bill	03/19/2024	MAR ...		Fred A Scibuola	March 24 Reimbursement	1,200.00
Bill	03/31/2024	Reim...		Shirley Reed	Reimbursement Request February 6- April 1, 2024	1,800.00
Total 50250 · Commissioner Reimbursement						11,003.00
Total 50000 · Commissioner Salaries and Wages						11,003.00
51000 · HCEC Program Expense						
51100 · HCEC Contract Expense						
Bill	01/31/2024	02943		HCEC	Rate \$984.21 @ 1983 Trips less (\$453,109)	1,498,579.43
Bill	02/29/2024	02944		HCEC	Rate \$984.21 @ 1894 Trips less (\$404,756)	1,459,337.74
Bill	03/31/2024	02959		HCEC	Rate \$984.21 @ 2110Trips less (\$479,971.54)	1,596,711.56
Total 51100 · HCEC Contract Expense						4,554,628.73
Total 51000 · HCEC Program Expense						4,554,628.73

Harris County ESD No. 1 - GOF Profit & Loss Detail January through March 2024

Type	Date	Num	Adj	Name	Memo	Amount
52000 · Contract Services (DNU)						
52100 · Accounting Fees						
Bill	01/31/2024	2528		The Morton Accounting Services	January CPA Services	5,941.62
Bill	02/29/2024	2539		The Morton Accounting Services	February CPA Services	4,907.32
Bill	03/31/2024	2555		The Morton Accounting Services	March CPA Services	5,031.29
Total 52100 · Accounting Fees						15,880.23
52300 · Legal Fees						
Bill	01/11/2024			Caryn Papantonakis	Legal Fees	6,000.00
Bill	02/11/2024			Caryn Papantonakis	Legal Fees	6,000.00
Bill	03/11/2024			Caryn Papantonakis	Legal Fees	6,000.00
Total 52300 · Legal Fees						18,000.00
52350 · Outside Contract Services						
Bill	01/31/2024	11183		AG CM Inc.	Project Management Support #93 & 96 - January 2024	15,822.70
Bill	02/29/2024	1127...		AG CM Inc.	Project Management Support #93 & 96 - February 2024	19,020.50
Bill	03/31/2024	11379		AG CM Inc.	Project Management Support #93 & 96 - March 2024	18,246.80
Total 52350 · Outside Contract Services						53,090.00
52550 · Election Expense						
Bill	01/31/2024	218065		Radcliffe Bobbitt Adams Polley	Legal - Elections - JAN 2024	2,085.64
Bill	02/29/2024	218239		Radcliffe Bobbitt Adams Polley	Legal - Elections - FEB 2024	2,568.63
Bill	03/31/2024	218289		Radcliffe Bobbitt Adams Polley	Legal - Elections - MAR 2024	107.10
Total 52550 · Election Expense						4,761.37
Total 52000 · Contract Services (DNU)						91,731.60
53000 · Operations (DNU)						
53150 · Dues & Subscriptions						
Bill	01/31/2024	13858		Oak Interactive, LLC	Monthly Website Maintenance -January	450.00
Bill	02/29/2024	13886		Oak Interactive, LLC	Monthly Website Maintenance - February	450.00
Bill	03/31/2024	13912		Oak Interactive, LLC	Monthly Website Maintenance - March	450.00
Total 53150 · Dues & Subscriptions						1,350.00
53250 · Computer/Software Support						
Bill	02/29/2024	2539		The Morton Accounting Services	Quickbooks Annual Subscription	866.92
Total 53250 · Computer/Software Support						866.92
53300 · Printing & Copying						
Bill	01/31/2024	2528		The Morton Accounting Services	Copies	8.75
Bill	02/29/2024	2539		The Morton Accounting Services	Copies	7.35
Bill	03/31/2024	2555		The Morton Accounting Services	Copies	8.40
Total 53300 · Printing & Copying						24.50
53400 · Office Supplies						
Bill	01/31/2024	2528		The Morton Accounting Services	1099 Forms, Envelopes, Mailing, & E-filing	54.20
Total 53400 · Office Supplies						54.20
Total 53000 · Operations (DNU)						2,295.62
54000 · General and Admin Expenses						
54150 · Insurance - Gen Liab-Err & Omis						
Bill	01/02/2024	2024-...		VFIS of Texas	HARC0-1 Insurance Coverage - 1/1/24 to 1/1/25	80,713.00
Total 54150 · Insurance - Gen Liab-Err & Omis						80,713.00
54400 · HCAD Qtr Expenses						
Bill	02/29/2024	CI-00...		Harris Central Appraisal District	2nd Qtr Quarterly 2024 Assessment	49,358.00
Total 54400 · HCAD Qtr Expenses						49,358.00
54600 · Travel & Meetings						
Bill	02/16/2024	FEB ...		Fred A Scibuola	FEB 24 Reimbursement	53.60
Bill	02/29/2024	Feb 2...		Chase Card Services	Gas	60.10
Total 54600 · Travel & Meetings						113.70
54700 · Travel/Lodging						
Bill	02/29/2024	Feb 2...		Chase Card Services	Westin Hotels	1,336.44
Total 54700 · Travel/Lodging						1,336.44
Total 54000 · General and Admin Expenses						131,521.14

10:28 AM

04/22/24

Accrual Basis

Harris County ESD No. 1 - GOF

Profit & Loss Detail

January through March 2024

<u>Type</u>	<u>Date</u>	<u>Num</u>	<u>Adj</u>	<u>Name</u>	<u>Memo</u>	<u>Amount</u>
Total Expense						4,811,717.31
Net Ordinary Income						28,525.83
Net Income						28,525.83



AG|CM, Inc.
 P.O. Box 2682
 1101 Ocean Drive (78404)
 Corpus Christi, TX 78403
 361-882-0469

Harris County ESD #1
 Attn: Jeremy Hyde
 2800 Aldine Bender Rd.
 Houston, TX 77032

Invoice number 11379
 Date 04/01/2024

Project **22-012P Harris County ESD 1 Stations
 93 and 96**

Billing Period 03/01/2024 - 03/31/2024

Invoice Summary

Description	Contract Amount	Total Billed	Prior Billed	Current Billed	Remaining	Percent Complete
PROJECT MANAGEMENT SUPPORT	259,140.00	202,698.35	186,874.85	15,823.50	56,441.65	78.22
SURVEY SERVICE AT 1.10						
CO IDS SURVEYING	10,051.80	10,051.80	10,051.80	0.00	0.00	100.00
CO ENVIORMENTAL/ASBESTOS	17,930.00	16,830.00	16,830.00	0.00	1,100.00	93.87
CO GOETECH	12,100.00	12,100.00	12,100.00	0.00	0.00	100.00
CO CMT	51,033.40	32,290.50	29,867.20	2,423.30	18,742.90	63.27
Subtotal	91,115.20	71,272.30	68,849.00	2,423.30	19,842.90	78.22
Total	350,255.20	273,970.65	255,723.85	18,246.80	76,284.55	78.22

Professional Fees

	Hours	Rate	Billed Amount
Project Manager			
Dhinaker Thangavelu	8.50	137.00	1,164.50
Fletcher G. Love	60.00	137.00	8,220.00
George V. Grainger, Jr.	47.00	137.00	6,439.00
Professional Fees subtotal	115.50		15,823.50

Professional Fees

	Units	Rate	Billed Amount
Other Consultant			
Alpha Testing, LLC	1.00	2,423.30	2,423.30

Invoice total **18,246.80**

Aging Summary

Invoice Number	Invoice Date	Outstanding	Current	Over 30	Over 60	Over 90	Over 120
11379	04/01/2024	18,246.80	18,246.80				
Total		18,246.80	18,246.80	0.00	0.00	0.00	0.00

Approved by:

Christopher L. Majors

Vice President of East & South Regions

NOTE:

Please send all accounts receivable correspondent to ar@agcm.com.

IMPORTANT PAYMENT INFORMATION:

Please call to verify any changes to our ACH information at 361-882-0469 ext 311 or 361-215-1533 (Brenda Brewer's cell) prior to making the changes.

REMIT PAYMENT TO:

AG|CM, Inc.

P.O. Box 2682

Corpus Christi, TX 78403

Invoice Supporting Detail

22-012P Harris County ESD 1 Stations 93 and 96

**PROJECT MANAGEMENT SUPPORT
 Preconstruction & Design**

Phase Status: Active

Billing Cutoff: 03/31/2024

Date	Units	Rate	Amount
------	-------	------	--------

WIP Status:

Subtotal			0.00
total			0.00

**PROJECT MANAGEMENT SUPPORT
 Construction Phase**

Phase Status: Active

Billing Cutoff: 03/31/2024

Date	Units	Rate	Amount
------	-------	------	--------

Labor

WIP Status: Billable

Project Manager

Dhinaker Thangavelu

Billable Time	03/06/2024	1.50	137.00	205.50
---------------	------------	------	--------	--------

- Review Pay App # 6
 - Phone conversation with Vince to discuss status of project

Billable Time	03/07/2024	4.00	137.00	548.00
---------------	------------	------	--------	--------

Jobsite visit to attend OAC Meeting & discussions with Construction Masters and Martinez Architects

Billable Time	03/11/2024	0.50	137.00	68.50
---------------	------------	------	--------	-------

Emails, review Pay App

Billable Time	03/14/2024	1.00	137.00	137.00
---------------	------------	------	--------	--------

Project Monthly Update Meeting with Vince & Fletch

Billable Time	03/15/2024	0.50	137.00	68.50
---------------	------------	------	--------	-------

MUD coordination emails pertaining to EMS 96

Billable Time	03/21/2024	1.00	137.00	137.00
---------------	------------	------	--------	--------

Attend OAC Meeting

Subtotal		8.50		1,164.50
----------	--	-------------	--	-----------------

Fletcher G. Love

Billable Time	03/01/2024	4.00	137.00	548.00
---------------	------------	------	--------	--------

Meet Kenny on Site for both projects, talk to project superintendents, photos, daily reports

Billable Time	03/04/2024	3.00	137.00	411.00
---------------	------------	------	--------	--------

Site visit, photos, daily report

Billable Time	03/05/2024	4.00	137.00	548.00
---------------	------------	------	--------	--------

Site visit, photos, daily report, pay app review and correspondence with Vince

Billable Time	03/06/2024	4.00	137.00	548.00
---------------	------------	------	--------	--------

Site visits and discussion with project superintendents, photos, daily reports

Billable Time	03/07/2024	3.00	137.00	411.00
---------------	------------	------	--------	--------

Site visit, OAC follow-up and site review with Vince

Billable Time	03/08/2024	3.50	137.00	479.50
---------------	------------	------	--------	--------

Site visit, photos, daily report, on site discussion with superintendents

Billable Time	03/11/2024	3.50	137.00	479.50
---------------	------------	------	--------	--------

Site visit photos, daily reports

Billable Time	03/12/2024	3.00	137.00	411.00
---------------	------------	------	--------	--------

Site visit, photos, daily reports, on site discussion regarding scheduling at 93

Invoice Supporting Detail

22-012P Harris County ESD 1 Stations 93 and 96

**PROJECT MANAGEMENT SUPPORT
 Construction Phase**

Phase Status: Active

Billing Cutoff: 03/31/2024

Date	Units	Rate	Amount
------	-------	------	--------

Labor

WIP Status: Billable

Project Manager

Fletcher G. Love

Billable Time	03/13/2024	3.00	137.00	411.00
<i>Site visit, photos, daily reports</i>				
Billable Time	03/14/2024	4.50	137.00	616.50
<i>Site visit, photos, daily report, meeting with Vince and Dhinaker to cover monthly progress to date</i>				
Billable Time	03/15/2024	3.50	137.00	479.50
<i>Site visit, photos, daily report, discussion with superintendent regarding issues and scheduling</i>				
Billable Time	03/18/2024	4.00	137.00	548.00
<i>Site visit, photos, daily reports, on site discussion with superintendents</i>				
Billable Time	03/19/2024	4.00	137.00	548.00
<i>Site visit, photos, daily reports</i>				
Billable Time	03/20/2024	4.00	137.00	548.00
<i>Site visit, photos, daily report, on site discussion with superintendents</i>				
Billable Time	03/22/2024	3.00	137.00	411.00
<i>Site visit, photos, daily reports</i>				
Billable Time	03/27/2024	3.00	137.00	411.00
<i>Site visit, photos, daily reports, on site discussion with superintendents for coordination (concrete placement to begin 4/3/24 at 0500)</i>				
Billable Time	03/28/2024	3.00	137.00	411.00
<i>Site visit, photos, daily reports</i>				

Subtotal **60.00** **8,220.00**

George V. Grainger, Jr.

Billable Time	03/01/2024	1.00	137.00	137.00
<i>ESD1 - 96 mud update review/correspondence</i>				
Billable Time	03/04/2024	3.00	137.00	411.00
<i>ESD1 - pay app review, electrical panel correspondence, gas coordination</i>				
Billable Time	03/05/2024	2.00	137.00	274.00
<i>ESD1 - OAC meeting prep/followups, design pay app review</i>				
Billable Time	03/07/2024	5.00	137.00	685.00
<i>ESD1 - OAC meeting, site walk and observation report, meeting prep, pay app correspondence/review</i>				
Billable Time	03/08/2024	4.00	137.00	548.00
<i>ESD1 - owner correspondence, action items followups, pay app review/correspondence, wall paneling pricing review</i>				
Billable Time	03/14/2024	4.00	137.00	548.00
<i>ESD1 - status meeting, pay app review, third party invoice review, budget update, wall paneling correspondence, MUD correspondence</i>				
Billable Time	03/15/2024	1.00	137.00	137.00
<i>ESD1 - wall paneling correspondence, action items followups</i>				
Billable Time	03/18/2024	2.00	137.00	274.00
<i>ESD1 - utility correspondence, PCO correspondence, 3rd party invoice correction</i>				
Billable Time	03/19/2024	1.00	137.00	137.00

Invoice Supporting Detail

22-012P Harris County ESD 1 Stations 93 and 96

**PROJECT MANAGEMENT SUPPORT
 Construction Phase**

Phase Status: Active

Billing Cutoff: 03/31/2024

Date	Units	Rate	Amount
------	-------	------	--------

Labor

WIP Status: Billable

Project Manager

George V. Grainger, Jr.

ESD1 - utilities correspondence

Billable Time 03/21/2024 4.00 137.00 548.00

ESD1 - OAC meeting/prep, open submittal review, MUD correspondence

Billable Time 03/22/2024 4.00 137.00 548.00

ESD1 - monthly reports prep, log updates, project review/analysis

Billable Time 03/25/2024 6.00 137.00 822.00

ESD1 - site visit and observation report, finalize monthly report electrical box walk with project team

Billable Time 03/26/2024 2.00 137.00 274.00

ESD1 - board meeting/prep

Billable Time 03/27/2024 2.00 137.00 274.00

ESD1 - MUD correspondence, box walk followup/correspondence

Billable Time 03/28/2024 3.00 137.00 411.00

ESD1 - prep for next month scope, submittal/spec/drawing review, plat correspondence, action log followup

Billable Time 03/29/2024 3.00 137.00 411.00

ESD1 - MUD correspondence/research, electrical panel correspondence

Subtotal	47.00		6,439.00
Labor total	115.50		15,823.50

**Survey Service at 1.10
 CO IDS Surveying**

Phase Status: Active

Billing Cutoff: 03/31/2024

Date	Units	Rate	Amount
------	-------	------	--------

WIP Status:

Subtotal			0.00
total			0.00

**Survey Service at 1.10
 CO Environmental/Asbestos**

Phase Status: Active

Billing Cutoff: 03/31/2024

Date	Units	Rate	Amount
------	-------	------	--------

WIP Status:

Subtotal			0.00
total			0.00

Invoice Supporting Detail

22-012P Harris County ESD 1 Stations 93 and 96

Survey Service at 1.10
 CO Goetech

Phase Status: Active

Billing Cutoff: 03/31/2024

WIP Status:

Date	Units	Rate	Amount
Subtotal			0.00
total			0.00

Survey Service at 1.10
CO CMT

Phase Status: Active

Billing Cutoff: 03/31/2024

Consultant

WIP Status: Billable

Alpha Testing, LLC

Other Consultant

Date	Units	Rate	Amount
03/31/2024	1.00	2,423.30	2,423.30
Subtotal			2,423.30
Consultant total			2,423.30

Invoice Summary

	Contract	Billed	%	Remaining	%
Labor	259,140.00	200,939.25	78	58,200.75	22
Expense		1,759.10		-1,759.10	
Consultant	91,115.20	71,272.30	78	19,842.90	22
Total	350,255.20	273,970.65	78	76,284.55	22



Alpha Testing, LLC
 15811 Tuckerton Rd
 Houston, TX 77095
 (713)360-0460

Project Name: HC ESD 1 - Emergency Medical Station No. 96
 2947 Washington Drive
 Houston, Texas 77038

Client: AGICM, Inc. - Houston
 ATTN: Vince Grainger
 3200 Wilcrest Drive, Suite 100
 Houston, TX 77042
 (713) 316-4506

Invoice No: 168550

Invoice Date: 3/31/2024

Project Mgr: Homer B. Greer, P.E.
 22-52H

Customer P.O. No: 22-012P #3

Project No: T231294

Items through: 3/31/2024

Terms: NET 30

Quantity	Description of work	Report Date	Report #	Unit Price	Per	Extension
1.00	Vehicle Trip Charge	3/26/2024	29	\$100.00	TRIP	\$100.00
5.00	Material Pickup	3/26/2024	29	\$52.00	HOUR	\$260.00
1.00	-200 Sieve	3/26/2024	30	\$85.00	EACH	\$85.00
1.00	Atterberg Limit Test	3/26/2024	30	\$85.00	EACH	\$85.00
1.00	Proctor #	3/26/2024	30	\$250.00	EACH	\$250.00
1.00	Compressive Strength of Stabilized Sand	3/26/2024	31	\$240.00	EACH	\$240.00
1.00	Vehicle Trip Charge	3/27/2024	32	\$100.00	TRIP	\$100.00
1.00	Nuclear Density Gauge	3/27/2024	32	\$100.00	TRIP	\$100.00
8.00	Density Testing (29-31)	3/27/2024	32	\$52.00	HOUR	\$416.00
0.50	Density Testing (ot) (-)	3/27/2024	32	\$78.00	HOUR	\$39.00
1.00	Vehicle Trip Charge	3/28/2024	33	\$100.00	TRIP	\$100.00
1.00	Nuclear Density Gauge	3/28/2024	33	\$100.00	TRIP	\$100.00
4.00	Density Testing (32-32)	3/28/2024	33	\$52.00	HOUR	\$208.00
1.00	Engineering Report Review	3/31/2024	0	\$120.00	HOUR	\$120.00

Estimated Budget:	\$25,156.00
Previously Invoiced:	\$12,182.00
Total This Invoice:	<u>\$2,203.00</u>
Remaining Budget:	\$10,771.00

Pay this Invoice Total: \$2,203.00

PLEASE REMIT ALL PAYMENTS TO THE FOLLOWING:

Alpha Testing, LLC
 PO Box 735418
 Chicago, IL 60673-5418

For any questions concerning this invoice, please contact our project manager for clarification.

AIA[®] Document G742™ – 2015

Application and Certificate for Payment for a Design-Build Project

TO OWNER: Harris Co. ESD #1 2800 Aldine Bender Rd. Houston, TX 77032	PROJECT: HCESD #93 & 96 Construction Phase #93: 7710 Fallbrook, Houston, TX 77086 #96: 2947 Washington Ave, Houston, TX 77007	APPLICATION NO: 007 PERIOD TO: March 31, 2024 CONTRACT FOR: General Construction CONTRACT DATE: June 20, 2023 PROJECT NOS: 16922	Distribution to: OWNER: <input type="checkbox"/> ARCHITECT: <input type="checkbox"/> DESIGN-BUILDER: <input type="checkbox"/> FIELD: <input type="checkbox"/> OTHER: <input type="checkbox"/>
FROM DESIGN-BUILDER	Construction Masters of Houston P. O. Box 1587 Pearland, TX 77588		

DESIGN-BUILDER'S APPLICATION FOR PAYMENT


Application is made for payment, as shown below, in connection with the Contract. AIA Document G743™, Continuation Sheet for a Design-Build Project, is attached.


1. ORIGINAL CONTRACT SUM	\$6,919,000.00
2. NET CHANGE BY CHANGE ORDERS	\$103,729.21
3. CONTRACT SUM TO DATE (Line 1 ± 2)	\$7,022,729.21
4. TOTAL COMPLETED & STORED TO DATE (Column G on G743)	\$3,801,032.37
5. RETAINAGE:	
a. <u>5.00</u> % of Completed Work (Column D + E on G743)	\$185,690.57
b. <u>5.00</u> % of Stored Material (Column F on G743)	\$4,361.05
Total Retainage (Lines 5a + 5b or Total in Column I of G743)	\$190,051.62
6. TOTAL EARNED LESS RETAINAGE	\$3,610,980.75
(Line 4 Less Line 5 Total)	
7. LESS PREVIOUS CERTIFICATES FOR PAYMENT	\$2,894,313.44
(Line 6 from prior Certificate)	
8. CURRENT PAYMENT DUE	\$716,667.31
9. BALANCE TO FINISH, INCLUDING RETAINAGE	
(Line 3 less Line 6)	\$3,411,748.46

CHANGE ORDER SUMMARY	ADDITIONS	DEDUCTIONS
Total changes approved in previous months by Owner	\$181,704.21	\$77,975.00
Total approved this Month	\$0.00	\$0.00
TOTALS	\$181,704.21	\$77,975.00
NET CHANGES by Change Order		\$103,729.21

The undersigned Design-Builder certifies that to the best of the Design-Builder's knowledge, information and belief the Work covered by this Application for Payment has been completed in accordance with the Design-Build Documents, that all amounts have been paid by the Design-Builder for Work for which previous Certificates for Payment were issued and payments received from the Owner, and that current payment shown herein is now due.

DESIGN-BUILDER:
 By:  Date: April 10, 2024

State of: Texas
 County of: Brazoria
 Subscribed and sworn to before
 me this 10th day of April, 2024

 Notary Public: Marjorie Carns
 My Commission expires: September 26, 2025



CERTIFICATE FOR PAYMENT

In accordance with the Design-Build Documents, based on the Owner's review of the Work and the data comprising this application, the Owner determines the following amount is properly due and owing to the Design-Builder.

AMOUNT DUE \$716,667.31
 (Attach explanation if amount certified differs from the amount applied. Initial all figures on this Application and on the Continuation Sheet that are changed to conform with the amount certified.)

ARCHITECT:  Date: 04/12/2024

This Certificate is not negotiable. The AMOUNT CERTIFIED is payable only to the Design-Builder named herein. Issuance, payment and acceptance of payment are without prejudice to any rights of the Owner or Design-Builder under this Contract.



AIA[®] Document G743™ – 2015

Continuation Sheet for a Design-Build Project

AIA Document G742™, Application and Certification for Payment, containing Design-Builder's signed certification is attached.

Use Column I on Contracts where variable retainage for line items may apply.

APPLICATION NO:	007
APPLICATION DATE:	April 10, 2024
PERIOD TO:	March 31, 2024
OWNER'S PROJECT NO:	HCESD 93 & 96 Construction Phase

A ITEM NO.	B DESCRIPTION OF WORK	C SCHEDULED VALUE	D WORK COMPLETED		F MATERIALS PRESENTLY STORED (NOT IN D OR E)	G		H BALANCE TO FINISH (C - G)	I RETAINAGE (IF VARIABLE RATE)
			FROM PREVIOUS APPLICATION (D + E)	THIS PERIOD		TOTAL COMPLETED AND STORED TO DATE (D + E + F)	% (G÷C)		
	EMS Station #93	0.00	0.00	0.00	0.00	0.00	0.00%	0.00	0.00
1.01	Supervision / Project Management	88,000.00	44,000.00	8,800.00	0.00	52,800.00	60.00%	35,200.00	0.00
1.02	Temporary Controls	34,600.00	17,300.00	3,460.00	0.00	20,760.00	60.00%	13,840.00	0.00
1.03	Construction Surveying	6,600.00	4,000.00	0.00	0.00	4,000.00	60.61%	2,600.00	0.00
1.04	Equipment Rental	6,600.00	0.00	0.00	0.00	0.00	0.00%	6,600.00	0.00
1.05	Final Cleaning	3,100.00	0.00	0.00	0.00	0.00	0.00%	3,100.00	0.00
1.06	General Labor	5,500.00	0.00	500.00	0.00	500.00	9.09%	5,000.00	0.00
1.07	GL & BR Insurance	34,500.00	17,250.00	3,450.00	0.00	20,700.00	60.00%	13,800.00	0.00
1.08	P&P Bonds	42,974.00	42,974.00	0.00	0.00	42,974.00	100.00%	0.00	0.00
1.09	Permits	1,922.00	1,922.00	0.00	0.00	1,922.00	100.00%	0.00	0.00
2.01	Site Demolition	43,800.00	43,800.00	0.00	0.00	43,800.00	100.00%	0.00	0.00
2.02	Earthwork	93,300.00	87,950.00	3,000.00	0.00	90,950.00	97.48%	2,350.00	0.00
2.03	Erosion Control	6,300.00	3,704.00	1,000.00	0.00	4,704.00	74.67%	1,596.00	0.00
2.04	Water Distribution	74,600.00	58,284.58	7,000.00	0.00	65,284.58	87.51%	9,315.42	0.00
2.05	Sanitary Sewer	25,200.00	23,200.00	0.00	0.00	23,200.00	92.06%	2,000.00	0.00
2.06	Storm Drainage	148,100.00	146,100.00	0.00	0.00	146,100.00	98.65%	2,000.00	0.00
2.07	Paving Specialties	4,900.00	0.00	0.00	0.00	0.00	0.00%	4,900.00	0.00
2.08	Irrigation System	13,800.00	0.00	0.00	0.00	0.00	0.00%	13,800.00	0.00
2.09	Fence & Gates	64,600.00	0.00	0.00	0.00	0.00	0.00%	64,600.00	0.00
2.10	Landscaping	23,900.00	0.00	0.00	0.00	0.00	0.00%	23,900.00	0.00
2.11	Seeding	9,800.00	0.00	0.00	0.00	0.00	0.00%	9,800.00	0.00
3.01	Concrete	376,400.00	320,882.25	0.00	0.00	320,882.25	85.25%	55,517.75	0.00
4.01	Masonry	13,900.00	0.00	0.00	0.00	0.00	0.00%	13,900.00	0.00
5.01	Steel Erection	106,400.00	0.00	49,414.74	0.00	49,414.74	46.44%	56,985.26	0.00
5.02	Miscellaneous Steel	14,500.00	0.00	5,000.00	0.00	5,000.00	34.48%	9,500.00	0.00

AIA Document G743 – 2015. Copyright © 2015. All rights reserved. "The American Institute of Architects," "American Institute of Architects," "AIA," the AIA Logo, and "AIA Contract Documents" are trademarks of The American Institute of Architects. This document was produced at 12:32:51 ET on 04/10/2024 under Order No.4104250254 which expires on 02/13/2025, is not for resale, is licensed for one-time use only, and may only be used in accordance with the AIA Contract Documents® Terms of Service. To report copyright violations, e-mail docinfo@aiacontracts.com.

User Notes:

(3B9ADA98)

A ITEM NO.	B DESCRIPTION OF WORK	C SCHEDULED VALUE	D WORK COMPLETED		F MATERIALS PRESENTLY STORED (NOT IN D OR E)	G		H BALANCE TO FINISH (C - G)	I RETAINAGE (IF VARIABLE RATE)
			FROM PREVIOUS APPLICATION (D + E)	THIS PERIOD		TOTAL COMPLETED AND STORED TO DATE (D + E + F)	% (G÷C)		
6.01	Rough Carpentry	5,600.00	0.00	0.00	0.00	0.00	0.00%	5,600.00	0.00
6.02	Millwork & Counters	44,200.00	0.00	0.00	0.00	0.00	0.00%	44,200.00	0.00
7.01	Waterproofing & Rigid Ins	24,700.00	0.00	16,306.80	0.00	16,306.80	66.02%	8,393.20	0.00
7.02	Batt Insulation	14,900.00	14,900.00	0.00	0.00	14,900.00	100.00%	0.00	0.00
7.03	Roof Accessories	2,200.00	0.00	0.00	0.00	0.00	0.00%	2,200.00	0.00
8.01	Doors, Frames & Hardware	80,700.00	15,194.00	9,540.00	0.00	24,734.00	30.65%	55,966.00	0.00
8.02	Overhead Doors	53,400.00	0.00	0.00	0.00	0.00	0.00%	53,400.00	0.00
8.03	Glass Package	60,200.00	0.00	6,693.44	32,567.00	39,260.44	65.22%	20,939.56	0.00
9.01	Gypsum Assemblies	191,900.00	102,916.62	37,428.60	0.00	140,345.22	73.13%	51,554.78	0.00
9.02	Flooring & Tile	46,900.00	31,488.17	0.00	0.00	31,488.17	67.14%	15,411.83	0.00
9.03	Acoustical Ceilings	10,900.00	0.00	0.00	0.00	0.00	0.00%	10,900.00	0.00
9.04	Painting	37,100.00	0.00	0.00	0.00	0.00	0.00%	37,100.00	0.00
9.05	Polished Concrete	17,900.00	0.00	0.00	0.00	0.00	0.00%	17,900.00	0.00
10.01	Pest Control	1,300.00	1,300.00	0.00	0.00	1,300.00	100.00%	0.00	0.00
10.02	Flagpoles	4,300.00	0.00	0.00	0.00	0.00	0.00%	4,300.00	0.00
10.03	Graphics	18,500.00	264.60	0.00	8,316.00	8,580.60	46.38%	9,919.40	0.00
10.04	Aluminum Canopies	45,000.00	5,000.00	0.00	0.00	5,000.00	11.11%	40,000.00	0.00
10.05	Miscellaneous Accessories	12,000.00	0.00	0.00	0.00	0.00	0.00%	12,000.00	0.00
11.01	Appliances	17,000.00	0.00	0.00	0.00	0.00	0.00%	17,000.00	0.00
12.01	Window Treatments	2,400.00	0.00	0.00	0.00	0.00	0.00%	2,400.00	0.00
13.01	PEMB Design / Detail	5,000.00	5,000.00	0.00	0.00	5,000.00	100.00%	0.00	0.00
13.02	PEMB	194,800.00	185,184.38	5,500.00	0.00	190,684.38	97.89%	4,115.62	0.00
13.03	Access Controls	29,600.00	0.00	0.00	0.00	0.00	0.00%	29,600.00	0.00
13.04	Fire Alarm	21,800.00	0.00	0.00	0.00	0.00	0.00%	21,800.00	0.00
13.05	Fire Sprinkler	37,400.00	25,302.20	10,033.93	0.00	35,336.13	94.48%	2,063.87	0.00
22.01	Building Plumbing	221,400.00	92,114.74	41,550.24	0.00	133,664.98	60.37%	87,735.02	0.00
23.01	HVAC	218,000.00	85,108.22	21,254.48	0.00	106,362.70	48.79%	111,637.30	0.00
26.01	Electrical	443,900.00	176,718.41	55,640.00	0.00	232,358.41	52.34%	211,541.59	0.00
26.02	Generator	61,800.00	0.00	0.00	0.00	0.00	0.00%	61,800.00	0.00

AIA Document G743 – 2015. Copyright © 2015. All rights reserved. "The American Institute of Architects," "American Institute of Architects," "AIA," the AIA Logo, and "AIA Contract Documents" are trademarks of The American Institute of Architects. This document was produced at 12:32:51 ET on 04/10/2024 under Order No.4104250254 which expires on 02/13/2025, is not for resale, is licensed for one-time use only, and may only be used in accordance with the AIA Contract Documents® Terms of Service. To report copyright violations, e-mail docinfo@aiacontracts.com.

User Notes:

(3B9ADA98)

A	B	C	D		E	F	G		H	I
			WORK COMPLETED				TOTAL COMPLETED AND STORED TO DATE (D + E + F)	% (G÷C)		
ITEM NO.	DESCRIPTION OF WORK	SCHEDULED VALUE	FROM PREVIOUS APPLICATION (D + E)	THIS PERIOD	MATERIALS PRESENTLY STORED (NOT IN D OR E)					BALANCE TO FINISH (C - G)
27.01	Communications	31,904.00	0.00	0.00	0.00	0.00	0.00%	31,904.00	0.00	
	Change Order 1	25,657.56	0.00	0.00	0.00	0.00	0.00%	25,657.56	0.00	
	Change Order 3	-51,415.00	0.00	0.00	0.00	0.00	0.00%	-51,415.00	0.00	
		0.00	0.00	0.00	0.00	0.00	0.00%	0.00	0.00	
	EMS Station #96	0.00	0.00	0.00	0.00	0.00	0.00%	0.00	0.00	
1.01	Supervision / Project Management	88,000.00	44,000.00	8,800.00	0.00	52,800.00	60.00%	35,200.00	0.00	
1.02	Temporary Controls	34,700.00	17,350.00	3,470.00	0.00	20,820.00	60.00%	13,880.00	0.00	
1.03	Construction Surveying	6,600.00	4,000.00	0.00	0.00	4,000.00	60.61%	2,600.00	0.00	
1.04	Equipment Rental	6,600.00	0.00	0.00	0.00	0.00	0.00%	6,600.00	0.00	
1.05	Final Cleaning	4,000.00	0.00	0.00	0.00	0.00	0.00%	4,000.00	0.00	
1.06	General Labor	5,500.00	0.00	500.00	0.00	500.00	9.09%	5,000.00	0.00	
1.07	GL & BR Insurance	40,300.00	20,150.00	4,030.00	0.00	24,180.00	60.00%	16,120.00	0.00	
1.08	P&P Bonds	48,635.00	48,635.00	0.00	0.00	48,635.00	100.00%	0.00	0.00	
1.09	Permits	1,921.00	1,921.00	0.00	0.00	1,921.00	100.00%	0.00	0.00	
2.01	Site Demolition	23,500.00	0.00	23,500.00	0.00	23,500.00	100.00%	0.00	0.00	
2.02	Earthwork	129,100.00	55,296.00	0.00	0.00	55,296.00	42.83%	73,804.00	0.00	
2.03	Erosion Control	8,800.00	1,900.00	2,000.00	0.00	3,900.00	44.32%	4,900.00	0.00	
2.04	Water Distribution	36,300.00	0.00	20,303.25	0.00	20,303.25	55.93%	15,996.75	0.00	
2.05	Sanitary Sewer	25,300.00	0.00	13,963.50	0.00	13,963.50	55.19%	11,336.50	0.00	
2.06	Storm Drainage	167,800.00	0.00	80,731.50	0.00	80,731.50	48.11%	87,068.50	0.00	
2.07	Detention Pond	115,500.00	0.00	0.00	0.00	0.00	0.00%	115,500.00	0.00	
2.08	Paving Specialties	5,500.00	0.00	0.00	0.00	0.00	0.00%	5,500.00	0.00	
2.09	Irrigation System	13,900.00	0.00	0.00	0.00	0.00	0.00%	13,900.00	0.00	
2.10	Fence & Gates	50,800.00	0.00	0.00	0.00	0.00	0.00%	50,800.00	0.00	
2.11	Landscaping	21,800.00	0.00	0.00	0.00	0.00	0.00%	21,800.00	0.00	
2.12	Seeding	9,800.00	0.00	0.00	0.00	0.00	0.00%	9,800.00	0.00	
3.01	Concrete	337,500.00	164,690.00	0.00	0.00	164,690.00	48.80%	172,810.00	0.00	
4.01	Masonry	13,900.00	0.00	0.00	0.00	0.00	0.00%	13,900.00	0.00	
5.01	Steel Erection	132,500.00	61,756.75	15,595.25	0.00	77,352.00	58.38%	55,148.00	0.00	
5.02	Miscellaneous Steel	16,600.00	0.00	5,000.00	0.00	5,000.00	30.12%	11,600.00	0.00	
6.01	Rough Carpentry	5,600.00	0.00	0.00	0.00	0.00	0.00%	5,600.00	0.00	

A ITEM NO.	B DESCRIPTION OF WORK	C SCHEDULED VALUE	D WORK COMPLETED		F MATERIALS PRESENTLY STORED (NOT IN D OR E)	G		H BALANCE TO FINISH (C - G)	I RETAINAGE (IF VARIABLE RATE)
			FROM PREVIOUS APPLICATION (D + E)	THIS PERIOD		TOTAL COMPLETED AND STORED TO DATE (D + E + F)	% (G÷C)		
6.02	Millwork & Counters	53,400.00	0.00	0.00	0.00	0.00	0.00%	53,400.00	0.00
7.01	Waterproofing & Rigid Ins	30,100.00	0.00	13,068.98	0.00	13,068.98	43.42%	17,031.02	0.00
7.02	Batt Insulation	21,400.00	21,400.00	0.00	0.00	21,400.00	100.00%	0.00	0.00
7.03	Roof Accessories	2,200.00	0.00	0.00	0.00	0.00	0.00%	2,200.00	0.00
8.01	Doors, Frames & Hardware	94,600.00	22,472.00	1,476.60	0.00	23,948.60	25.32%	70,651.40	0.00
8.02	Overhead Doors	70,800.00	0.00	0.00	0.00	0.00	0.00%	70,800.00	0.00
8.03	Glass Package	67,700.00	0.00	7,080.68	38,099.00	45,179.68	66.74%	22,520.32	0.00
9.01	Gypsum Assemblies	237,000.00	126,302.04	46,526.40	0.00	172,828.44	72.92%	64,171.56	0.00
9.02	Flooring & Tile	67,400.00	41,150.07	0.00	0.00	41,150.07	61.05%	26,249.93	0.00
9.03	Acoustical Ceilings	14,200.00	0.00	0.00	0.00	0.00	0.00%	14,200.00	0.00
9.04	Painting	43,800.00	0.00	0.00	0.00	0.00	0.00%	43,800.00	0.00
9.05	Polished Concrete	25,300.00	0.00	0.00	0.00	0.00	0.00%	25,300.00	0.00
10.01	Pest Control	1,500.00	1,500.00	0.00	0.00	1,500.00	100.00%	0.00	0.00
10.02	Flagpoles	4,300.00	0.00	0.00	0.00	0.00	0.00%	4,300.00	0.00
10.03	Graphics	19,400.00	0.00	0.00	8,239.00	8,239.00	42.47%	11,161.00	0.00
10.04	Aluminum Canopies	50,300.00	5,000.00	0.00	0.00	5,000.00	9.94%	45,300.00	0.00
10.05	Miscellaneous Accessories	17,400.00	0.00	0.00	0.00	0.00	0.00%	17,400.00	0.00
11.01	Appliances	17,000.00	0.00	0.00	0.00	0.00	0.00%	17,000.00	0.00
12.01	Window Treatments	3,400.00	0.00	0.00	0.00	0.00	0.00%	3,400.00	0.00
13.01	PEMB Design / Detail	5,000.00	5,000.00	0.00	0.00	5,000.00	100.00%	0.00	0.00
13.02	PEMB	239,300.00	229,335.74	5,400.00	0.00	234,735.74	98.09%	4,564.26	0.00
13.03	Access Controls	30,800.00	0.00	0.00	0.00	0.00	0.00%	30,800.00	0.00
13.04	Fire Alarm	23,700.00	0.00	0.00	0.00	0.00	0.00%	23,700.00	0.00
13.05	Fire Sprinkler	45,300.00	38,213.00	4,408.40	0.00	42,621.40	94.09%	2,678.60	0.00
22.01	Building Plumbing	281,500.00	119,995.50	15,836.00	0.00	135,831.50	48.25%	145,668.50	0.00
23.01	HVAC	272,300.00	183,116.91	65,993.32	0.00	249,110.23	91.48%	23,189.77	0.00
26.01	Electrical	496,640.00	281,603.54	31,500.00	0.00	313,103.54	63.04%	183,536.46	0.00
26.02	Generator	101,000.00	0.00	0.00	0.00	0.00	0.00%	101,000.00	0.00
27.01	Communications	31,804.00	0.00	0.00	0.00	0.00	0.00%	31,804.00	0.00

AIA Document G743 – 2015. Copyright © 2015. All rights reserved. "The American Institute of Architects," "American Institute of Architects," "AIA," the AIA Logo, and "AIA Contract Documents" are trademarks of The American Institute of Architects. This document was produced at 12:32:51 ET on 04/10/2024 under Order No.4104250254 which expires on 02/13/2025, is not for resale, is licensed for one-time use only, and may only be used in accordance with the AIA Contract Documents® Terms of Service. To report copyright violations, e-mail docinfo@aiacontracts.com.

User Notes:

(3B9ADA98)

A	B	C	D	E	F	G		H	I
ITEM NO.	DESCRIPTION OF WORK	SCHEDULED VALUE	WORK COMPLETED		MATERIALS PRESENTLY STORED (NOT IN D OR E)	TOTAL COMPLETED AND STORED TO DATE (D + E + F)	% (G÷C)	BALANCE TO FINISH (C - G)	RETAINAGE (IF VARIABLE RATE)
			FROM PREVIOUS APPLICATION (D + E)	THIS PERIOD					
	Change Order 1	153,861.86	0.00	11,517.04	0.00	11,517.04	7.49%	142,344.82	0.00
	Change Order 2	2,184.79	0.00	892.50	0.00	892.50	40.85%	1,292.29	0.00
	Change Order 3	-26,560.00	0.00	0.00	0.00	0.00	0.00%	-26,560.00	0.00
	GRAND TOTAL	\$7,022,729.21	\$3,046,645.72	\$667,165.65	\$87,221.00	\$3,801,032.37	54.12%	\$3,221,696.84	\$0.00

Conditional Waiver & Release Upon Partial Payment

Whereas, the undersigned **Construction Masters of Houston, Inc.** has performed work or furnished materials for improvement to property known as **Harris County ESD #93 & #96, Construction Phase**, located in the city of Houston, state of Texas.

The undersigned further certifies that all labor and materials furnished by the undersigned in connection with the above-named project has been paid in full and agrees to indemnify and save harmless the said Owner, **Harris County ESD #1**, against all loss, damages, cost or expense of any character whatsoever that may arise by reason of claims for labor or unpaid material used in connection with said improvements. When the check has been properly endorsed and has been paid by the bank upon which it is drawn, this document shall become effective to release pro tanto, any mechanic's lien, stop notice or bond right the undersigned has on the job.

Signed, Sealed and Delivered This 10th Day of April, 2024

Construction Masters of Houston, Inc.

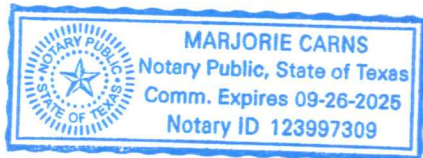
By: 


Title: **President**

State of Texas }
County of Brazoria }

Before me, the undersigned authority, on this day appeared **Justin Davis**, a person known to me, who upon being placed under oath, stated that he read and signed the foregoing instrument for the purposes and consideration therein stated and as the act and deed of **Construction Masters of Houston, Inc.** and further stated that each statement therein is within his knowledge and is true and correct.

Sworn and subscribed to before me on the 10th day of April, 2024.




Notary Public in and for Brazoria County, Texas
My commission expires: 9/26/25

Harris County ESD #1
EMS Stations 93 & 96
Pay Application #7 Station Totals
April 10, 2024

Station 93:

Total Value	\$3,174,242.56
Invoiced to Date	1,878,313.40
Percent Complete	59.17%
Balance to Finish	\$1,295,929.16

Station 96:

Total Value	\$3,848,486.65
Invoiced to Date	1,922,718.97
Percent Complete	49.96%
Balance to Finish	\$1,925,767.68

ID	Task Mode	Task Name	Duration	Start	Finish	Predecessor	Actual Start	Actual Finish	Total Slack	Mar	Qtr 2, 2024	Apr	May	Jun	Qtr 3, 2024	Jul	Aug	Sep
1		EMS Station 93	272 days	Fri 7/21/23	Mon 8/5/24		Fri 7/21/23	NA	0 days									
2	✓	Front end task	60 days	Fri 7/21/23	Thu 10/12/23		Fri 7/21/23	Thu 10/12/23	0 days									
7	✓	Submittal Review	107 days	Wed 8/9/23	Thu 1/4/24		Wed 8/9/23	Thu 1/4/24	0 days									
15		Lead Times	196 days	Wed 8/16/23	Wed 5/15/24		Wed 8/16/23	NA	58 days									
16	✓	Fire Sprinkler Permit	6 wks	Tue 1/2/24	Thu 2/15/24	9	Tue 1/2/24	Thu 2/15/24	0 wks									
17	✓	PEMB	15.6 wks	Fri 9/29/23	Tue 1/16/24	8	Fri 9/29/23	Tue 1/16/24	0 wks									
18	✓	Fire Alarm Permit	6 wks	Tue 1/2/24	Mon 2/12/24	10	Tue 1/2/24	Mon 2/12/24	0 wks									
19		Storefronts	12 wks	Mon 11/27/23	Fri 2/16/24	11	Mon 11/27/23	NA	24.2 wks									
20		Gas Fired Generator	39 wks	Wed 8/16/23	Wed 5/15/24	12	Wed 8/16/23	NA	9.8 wks									
21	✓	Electrical Switch Gear	14 wks	Thu 10/26/23	Thu 2/1/24	13	Thu 10/26/23	Thu 2/1/24	0 wks									
22	✓	HVAC Equipment	18 wks	Fri 10/13/23	Fri 2/16/24	14	Fri 10/13/23	Fri 2/16/24	0 wks									
23		Construction	225 days	Tue 9/26/23	Mon 8/5/24		Tue 9/26/23	NA	0 days									
28	✓	Building Foundation	49 days	Fri 10/13/23	Wed 12/20/23		Fri 10/13/23	Wed 12/20/23	0 days									
47		Sitework	110 days	Mon 11/6/23	Fri 4/5/24		Mon 11/6/23	NA	86 days									
48	✓	Cut/ fill paving	4 days	Mon 11/6/23	Thu 11/9/23	35	Mon 11/6/23	Thu 11/9/23	0 days									
49	✓	Storm Sewer	20 days	Thu 11/16/23	Wed 12/13/23	48	Thu 11/16/23	Wed 12/13/23	0 days									
50	✓	Sanitary Sewer	0 days	Mon 11/13/23	Thu 11/23/23	49	Mon 11/13/23	Thu 11/23/23	0 days									
51	✓	MUD Fees	3 days	Wed 12/20/23	Fri 12/22/23		Wed 12/20/23	Fri 12/22/23	0 days									
52	✓	Water Service	1 wk	Fri 1/5/24	Thu 1/11/24	50,51	Fri 1/5/24	Thu 1/11/24	0 wks									
53	✓	Fire Line	3 days	Mon 2/26/24	Wed 2/28/24	49,16,51	Mon 2/26/24	Wed 2/28/24	0 days									
54	✓	Electrical service	8 days	Mon 11/13/23	Tue 12/5/23	50	Mon 11/13/23	Tue 12/5/23	0 days									
55	✓	Natural Gas Line	1 day	Thu 2/29/24	Thu 2/29/24	49,52,53	Thu 2/29/24	Thu 2/29/24	0 days									
56	✓	Bluetop paving Partial	4 days	Tue 1/2/24	Fri 1/5/24		Tue 1/2/24	Fri 1/5/24	0 days									
57	✓	Stabilize paving Partial	4 days	Tue 1/2/24	Fri 1/5/24		Tue 1/2/24	Fri 1/5/24	0 days									
58	✓	Paving forms & steel Partial	9 days	Tue 1/2/24	Fri 1/12/24		Tue 1/2/24	Fri 1/12/24	0 days									
59	✓	Place paving Partial	0 days	Sat 1/13/24	Sat 1/13/24	58	Sat 1/13/24	Sat 1/13/24	0 days									
60	🚧	Bluetop paving Remaining	5 days	Mon 3/25/24	Fri 3/29/24		Mon 3/25/24	NA	83 days									
61		Paving forms & steel remaining	4 days	Mon 4/1/24	Thu 4/4/24	43,60	NA	NA	83 days									
62		Place paving remaining	1 day	Fri 4/5/24	Fri 4/5/24	61	NA	NA	83 days									
63		Sawcut Control Joints	1 day	Fri 4/5/24	Fri 4/5/24	62SS	NA	NA	86 days									
64		Building Shell	75 days	Mon 1/22/24	Fri 5/3/24		Mon 1/22/24	NA	66 days									
65	✓	PEMB Delivery	2 days	Mon 1/22/24	Tue 1/23/24	17,59	Mon 1/22/24	Tue 1/23/24	0 days									

Project: Station 94
Date: Wed 4/3/24

Task Split	Summary	Inactive Milestone	Duration-only	Start-only	External Milestone	Critical Split
Milestone	Project Summary	Inactive Summary	Manual Summary Rollup	Finish-only	Deadline	Progress
	Inactive Task	Manual Task	Manual Summary	External Tasks	Critical	Manual Progress

Page 1

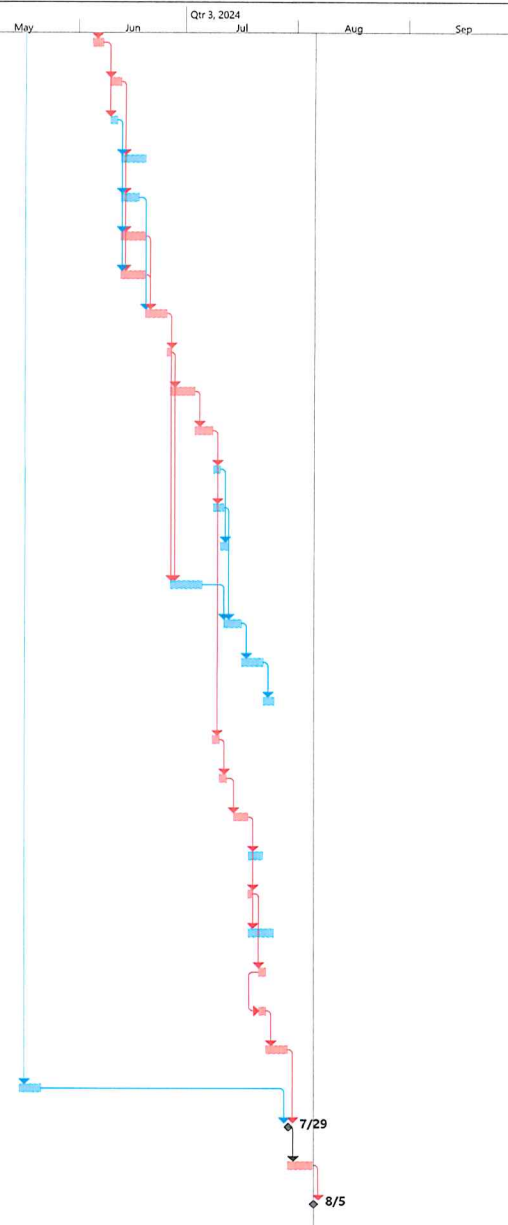
ID	Task Mode	Task Name	Duration	Start	Finish	Predecessor	Actual Start	Actual Finish	Total Slack	Timeline (Mar to Sep)										
66	✓	Rain Days	4 days	Mon 1/22/24	Mon 1/29/24	65	Mon 1/22/24	Mon 1/29/24	0 days											
67	✓	Steel erection	4 days	Mon 1/29/24	Fri 2/2/24	66	Mon 1/29/24	Fri 2/2/24	0 days											
68	✓	Inspections	7 days	Wed 2/7/24	Thu 2/15/24	67	Wed 2/7/24	Thu 2/15/24	0 days											
69	✓	Metal Roof installation	10 days	Mon 2/5/24	Fri 2/16/24	67	Mon 2/5/24	Fri 2/16/24	0 days											
70	✓	Frame exterior walls	7 days	Tue 2/13/24	Tue 2/27/24	69	Tue 2/13/24	Tue 2/27/24	0 days											
71	✓	Measure windows	1 day	Mon 3/4/24	Mon 3/4/24	70	Mon 3/4/24	Mon 3/4/24	0 days											
72		Wood Blocking	2 days	Wed 2/28/24	Thu 2/29/24	70	NA	NA	112 days											
73	✓	Exterior Sheathing	4 days	Mon 2/19/24	Fri 3/1/24	70	Mon 2/19/24	Fri 3/1/24	0 days											
74	✓	Damp proofing	2 wks	Mon 3/18/24	Fri 3/29/24	73	Mon 3/18/24	Fri 3/29/24	0 wks											
75		Rigid Insulation	1 wk	Mon 4/1/24	Fri 4/5/24	74	NA	NA	0 wks											
76		Storefronts & Windows	2 wks	Mon 4/8/24	Fri 4/19/24	75	NA	NA	0 wks											
77		Metal Wall & Soffit Panels	2 wks	Mon 4/22/24	Fri 5/3/24	76	NA	NA	11.6 wks											
78	✓	Exterior Doors	4 days	Mon 4/1/24	Thu 4/4/24	74,75,77	Mon 4/1/24	Thu 4/4/24	0 days											
79	✓	OH Doors	1 wk	Mon 3/18/24	Fri 3/22/24		Mon 3/18/24	Fri 3/22/24	0 wks											
80		Aluminum Canopies	5 days	Mon 4/22/24	Fri 4/26/24	76	NA	NA	71 days											
81		Interior Buildout	116 days	Mon 2/26/24	Mon 8/5/24		Mon 2/26/24	NA	0 days											
82	✓	Sprinkler pipe	2 wks	Mon 3/4/24	Fri 3/15/24	9,16,53,7	Mon 3/4/24	Fri 3/15/24	0 wks											
83	✓	Ductwork	2 wks	Mon 2/26/24	Tue 3/12/24	70	Mon 2/26/24	Tue 3/12/24	0 wks											
84	✓	Insulate ductwork	2 days	Wed 3/13/24	Thu 3/14/24	83	Wed 3/13/24	Thu 3/14/24	0 days											
85		Overhead electrical	2 wks	Wed 2/28/24	Tue 3/12/24	70	Wed 2/28/24	NA	20.8 wks											
86		Plumbing top out	2 wks	Wed 2/28/24	Tue 3/12/24	70	Wed 2/28/24	NA	20.2 wks											
87		Set mechanical equipment	3 days	Mon 4/8/24	Wed 4/10/24	86,62	NA	NA	83 days											
88	✓	Frame interior walls	7 days	Mon 3/18/24	Tue 3/26/24	82,83,85	Mon 3/18/24	Tue 3/26/24	0 days											
89		One-side drywall	1 wk	Mon 4/22/24	Fri 4/26/24	88,76	NA	NA	0 wks											
90		In-wall electrical	5 days	Mon 4/29/24	Fri 5/3/24	89	NA	NA	0 days											
91		Measure millwork	1 day	Mon 4/29/24	Mon 4/29/24	89	NA	NA	70 days											
92		Build electrical service	1 wk	Mon 5/6/24	Fri 5/10/24	77	NA	NA	11.6 wks											
93		HVAC Startup	3 days	Mon 5/13/24	Wed 5/15/24	92	NA	NA	58 days											
94		Wood Blocking	2 days	Mon 5/6/24	Tue 5/7/24	90	NA	NA	0 days											
95		Insulate walls	1 wk	Wed 5/8/24	Tue 5/14/24	94	NA	NA	0 wks											
96		Complete drywall installation	1 wk	Wed 5/15/24	Tue 5/21/24	95	NA	NA	0 wks											
97		Tape & float drywall	2 wks	Wed 5/22/24	Tue 6/4/24	96,78,76	NA	NA	0 wks											

Project: Station 94
Date: Wed 4/3/24

Task Split	Summary	Inactive Milestone	Duration-only	Start-only	External Milestone	Critical Split
Milestone	Project Summary	Inactive Summary	Manual Summary Rollup	Finish-only	Deadline	Progress
	Inactive Task	Manual Task	Manual Summary	External Tasks	Critical	Manual Progress

Page 2

ID	Task Mode	Task Name	Duration	Start	Finish	Predecessor	Actual Start	Actual Finish	Total Slack	Mar	Qtr 2, 2024	Apr	May	Jun	Qtr 3, 2024	Jul	Aug	Sep
98		Prime walls	3 days	Wed 6/5/24	Fri 6/7/24	97	NA	NA	0 days									
99		Install ceiling grid	3 days	Mon 6/10/24	Wed 6/12/24	98	NA	NA	0 days									
100		Frame drywall ceilings	2 days	Mon 6/10/24	Tue 6/11/24	98	NA	NA	1 day									
101		Light fixtures	5 days	Thu 6/13/24	Wed 6/19/24	99,100	NA	NA	33 days									
102		Sprinkler heads	3 days	Thu 6/13/24	Mon 6/17/24	99,100	NA	NA	2 days									
103		Flex duct and GRDs	1 wk	Thu 6/13/24	Wed 6/19/24	99,100	NA	NA	0 wks									
104		Low voltage wire	1 wk	Thu 6/13/24	Wed 6/19/24	99,100	NA	NA	0 wks									
105		Sheetrock ceilings	4 days	Thu 6/20/24	Tue 6/25/24	102,103, NA	NA	NA	0 days									
106		prime ceilings	1 day	Wed 6/26/24	Wed 6/26/24	105	NA	NA	0 days									
107		1st coat walls and ceilings	5 days	Thu 6/27/24	Wed 7/3/24	106	NA	NA	0 days									
108		Install in-ceiling devices	3 days	Thu 7/4/24	Mon 7/8/24	107	NA	NA	0 days									
109		Install fans	2 days	Tue 7/9/24	Wed 7/10/24	108	NA	NA	16 days									
110		Ceiling tiles	3 days	Tue 7/9/24	Thu 7/11/24	108	NA	NA	7 days									
111		Electrical & data devices	2 days	Thu 7/11/24	Fri 7/12/24	109	NA	NA	16 days									
112		Wall & floor tile	7 days	Thu 6/27/24	Fri 7/5/24	105,106	NA	NA	11 days									
113		Set millwork & counters	3 days	Fri 7/12/24	Tue 7/16/24	112,110	NA	NA	7 days									
114		Plumbing fixtures	4 days	Wed 7/17/24	Mon 7/22/24	113	NA	NA	7 days									
115		Toilet partitions & accessories	3 days	Tue 7/23/24	Thu 7/25/24	114	NA	NA	7 days									
116		Resilient flooring	2 days	Tue 7/9/24	Wed 7/10/24	108	NA	NA	0 days									
117		Carpet	2 days	Thu 7/11/24	Fri 7/12/24	116	NA	NA	0 days									
118		Final paint	4 days	Mon 7/15/24	Thu 7/18/24	117	NA	NA	0 days									
119		Electrical & data plates	2 days	Fri 7/19/24	Mon 7/22/24	118	NA	NA	10 days									
120		Rubber base	1 day	Fri 7/19/24	Fri 7/19/24	118	NA	NA	0 days									
121		Swing & lock doors	5 days	Fri 7/19/24	Thu 7/25/24	118	NA	NA	7 days									
122		Appliances	2 days	Mon 7/22/24	Tue 7/23/24	120	NA	NA	0 days									
123		Window coverings	2 days	Mon 7/22/24	Tue 7/23/24	122SS	NA	NA	0 days									
124		Punchout & inspections	4 days	Wed 7/24/24	Mon 7/29/24	123	NA	NA	0 days									
125		Set Generator	4 days	Thu 5/16/24	Tue 5/21/24	20	NA	NA	49 days									
126		Substantial Completion	0 days	Mon 7/29/24	Mon 7/29/24	125,124	NA	NA	0 days									
127		Punchout	5 days	Tue 7/30/24	Mon 8/5/24	126	NA	NA	0 days									
128		Building turn-over	0 days	Mon 8/5/24	Mon 8/5/24	127	NA	NA	0 days									



Project: Station 94
Date: Wed 4/3/24

Task Split	Summary	Inactive Milestone	Duration-only	Start-only	External Milestone	Critical Split
Milestone	Project Summary	Inactive Summary	Manual Summary Rollup	Finish-only	Deadline	Progress
	Inactive Task	Manual Task	Manual Summary	External Tasks	Critical	Manual Progress

ID	Task Mode	Task Name	Duration	Start	Finish	Predecessors	Actual Start	Actual Finish	Total Slack	Gantt Chart (March to July)																				
1	🚀	EMS Station 96	303 days	Fri 7/21/23	Tue 9/17/24		Fri 7/21/23	NA	0 days	[Gantt bar from Fri 7/21/23 to Tue 9/17/24]																				
2	✓	Release Subcontractors	1 day	Fri 7/21/23	Fri 7/21/23		Fri 7/21/23	Fri 7/21/23	0 days	[Gantt bar at Fri 7/21/23]																				
3	✓	Receipt of HC Engineering Permit	0 days	Mon 9/11/23	Mon 9/11/23		Mon 9/11/23	Mon 9/11/23	0 days	[Gantt bar at Mon 9/11/23]																				
4	✓	Owner Move Out	3 wks	Mon 9/11/23	Sun 10/1/23		Mon 9/11/23	Sun 10/1/23	0 wks	[Gantt bar from Mon 9/11/23 to Sun 10/1/23]																				
5	✓	Submittal Review	77 days	Wed 8/9/23	Thu 11/23/23		Wed 8/9/23	Thu 11/23/23	0 days	[Gantt bar from Wed 8/9/23 to Thu 11/23/23]																				
12	🚀	Fire Line Items	156 days	Tue 12/26/23	Tue 7/30/24		Tue 12/26/23	NA	35 days	[Gantt bar from Tue 12/26/23 to Tue 7/30/24]																				
16	🚀	Lead Times	203 days	Wed 8/16/23	Fri 5/24/24		Wed 8/16/23	NA	82 days	[Gantt bar from Wed 8/16/23 to Fri 5/24/24]																				
17	✓	PEMB	12.8 wks	Thu 9/7/23	Wed 12/6/23	6	Thu 9/7/23	Wed 12/6/23	0 wks	[Gantt bar from Thu 9/7/23 to Wed 12/6/23]																				
18	✓	Fire Alarm Permit	6 wks	Mon 10/16/23	Fri 11/24/23	7	Mon 10/16/23	Fri 11/24/23	0 wks	[Gantt bar from Mon 10/16/23 to Fri 11/24/23]																				
19	🚀	Storefronts	12 wks	Mon 1/8/24	Fri 3/29/24	8	Mon 1/8/24	NA	24.4 wks	[Gantt bar from Mon 1/8/24 to Fri 3/29/24]																				
20	🚀	Gas Fired Generator	30 wks	Wed 8/16/23	Wed 3/13/24	9	Wed 8/16/23	NA	26 wks	[Gantt bar from Wed 8/16/23 to Wed 3/13/24]																				
21	🚀	Electrical Switch Gear	32 wks	Fri 10/13/23	Fri 5/24/24	10	Fri 10/13/23	NA	6.4 wks	[Gantt bar from Fri 10/13/23 to Fri 5/24/24]																				
22	✓	HVAC Equipment	15.6 wks	Fri 10/13/23	Wed 1/31/24	11	Fri 10/13/23	Wed 1/31/24	0 wks	[Gantt bar from Fri 10/13/23 to Wed 1/31/24]																				
23	🚀	Lift Station	12 wks	Mon 1/8/24	Fri 3/29/24	3	Mon 1/8/24	NA	24.4 wks	[Gantt bar from Mon 1/8/24 to Fri 3/29/24]																				
24	🚀	Construction	256 days	Tue 9/26/23	Tue 9/17/24		Tue 9/26/23	NA	0 days	[Gantt bar from Tue 9/26/23 to Tue 9/17/24]																				
25	✓	Mobilization	8 days	Wed 9/27/23	Fri 10/6/23	4	Wed 9/27/23	Fri 10/6/23	0 days	[Gantt bar from Wed 9/27/23 to Fri 10/6/23]																				
29	✓	Building Foundation	44 days	Tue 9/26/23	Sat 11/25/23		Tue 9/26/23	Sat 11/25/23	0 days	[Gantt bar from Tue 9/26/23 to Sat 11/25/23]																				
45	🚀	Building Shell	104 days	Mon 12/18/23	Thu 5/9/24		Mon 12/18/23	NA	93 days	[Gantt bar from Mon 12/18/23 to Thu 5/9/24]																				
46	✓	PEMB Delivery	1 day	Mon 12/18/23	Mon 12/18/23	6,44	Mon 12/18/23	Mon 12/18/23	0 days	[Gantt bar at Mon 12/18/23]																				
47	✓	Steel erection	14 days	Tue 12/19/23	Fri 1/5/24	46	Tue 12/19/23	Fri 1/5/24	0 days	[Gantt bar from Tue 12/19/23 to Fri 1/5/24]																				
48	✓	Inspections	1 day	Fri 1/5/24	Fri 1/5/24	47	Fri 1/5/24	Fri 1/5/24	0 days	[Gantt bar at Fri 1/5/24]																				
49	✓	Metal Roof installation	15 days	Mon 1/8/24	Fri 1/26/24	47	Mon 1/8/24	Fri 1/26/24	0 days	[Gantt bar from Mon 1/8/24 to Fri 1/26/24]																				
50	✓	Frame exterior walls	25 days	Mon 1/29/24	Fri 3/1/24	49	Mon 1/29/24	Fri 3/1/24	0 days	[Gantt bar from Mon 1/29/24 to Fri 3/1/24]																				
51	✓	Measure windows	1 day	Wed 2/7/24	Wed 2/7/24	50	Wed 2/7/24	Wed 2/7/24	0 days	[Gantt bar at Wed 2/7/24]																				
52	✓	Wood Blocking	2 days	Mon 3/4/24	Tue 3/5/24	50	Mon 3/4/24	Tue 3/5/24	0 days	[Gantt bar from Mon 3/4/24 to Tue 3/5/24]																				
53	✓	Exterior Sheathing	0 days	Mon 2/19/24	Fri 3/1/24	50	Mon 2/19/24	Fri 3/1/24	0 days	[Gantt bar from Mon 2/19/24 to Fri 3/1/24]																				
54	✓	Damp proofing	1 wk	Mon 3/4/24	Fri 3/8/24	53	Mon 3/4/24	Fri 3/8/24	0 wks	[Gantt bar from Mon 3/4/24 to Fri 3/8/24]																				
55	🚀	Rigid Insulation	2 wks	Mon 3/25/24	Fri 4/5/24	54	Mon 3/25/24	NA	5 wks	[Gantt bar from Mon 3/25/24 to Fri 4/5/24]																				
56	🚀	Storefronts & Windows	2 wks	Mon 4/8/24	Fri 4/19/24	51SS+8 wks,5 NA	NA	NA	5 wks	[Gantt bar from Mon 4/8/24 to Fri 4/19/24]																				
57	🚀	Metal Wall & Soffit Panels	2 wks	Mon 4/22/24	Fri 5/3/24	56	NA	NA	5 wks	[Gantt bar from Mon 4/22/24 to Fri 5/3/24]																				
58	🚀	Exterior Doors	4 days	Mon 5/6/24	Thu 5/9/24	54,55,57	NA	NA	25 days	[Gantt bar from Mon 5/6/24 to Thu 5/9/24]																				
59	🚀	OH Doors	1 wk	Wed 3/20/24	Tue 3/26/24		NA	NA	25 wks	[Gantt bar from Wed 3/20/24 to Tue 3/26/24]																				
60	🚀	Aluminum Canopies	5 days	Mon 4/22/24	Fri 4/26/24	56	NA	NA	102 days	[Gantt bar from Mon 4/22/24 to Fri 4/26/24]																				
61	🚀	Interior Buildout	167 days	Mon 1/22/24	Tue 9/10/24		Mon 1/22/24	NA	5 days	[Gantt bar from Mon 1/22/24 to Tue 9/10/24]																				
62	✓	Sprinkler pipe	2 wks	Mon 1/29/24	Tue 3/12/24	53	Mon 1/29/24	Tue 3/12/24	0 wks	[Gantt bar from Mon 1/29/24 to Tue 3/12/24]																				
63	✓	Ductwork	2 wks	Mon 1/22/24	Tue 3/12/24	53	Mon 1/22/24	Tue 3/12/24	0 wks	[Gantt bar from Mon 1/22/24 to Tue 3/12/24]																				
64	✓	Insulate ductwork	2 days	Mon 2/5/24	Thu 3/14/24	63	Mon 2/5/24	Thu 3/14/24	0 days	[Gantt bar from Mon 2/5/24 to Thu 3/14/24]																				
65	✓	Overhead electrical	2 wks	Mon 2/5/24	Fri 3/15/24	53	Mon 2/5/24	Fri 3/15/24	0 wks	[Gantt bar from Mon 2/5/24 to Fri 3/15/24]																				

Project: Station 94
Date: Wed 4/3/24

Task	Summary	Inactive Milestone	Duration-only	Start-only	External Milestone	Critical Split
Split	Project Summary	Inactive Summary	Manual Summary Rollup	Finish-only	Deadline	Progress
Milestone	Inactive Task	Manual Task	Manual Summary	External Tasks	Critical	Manual Progress

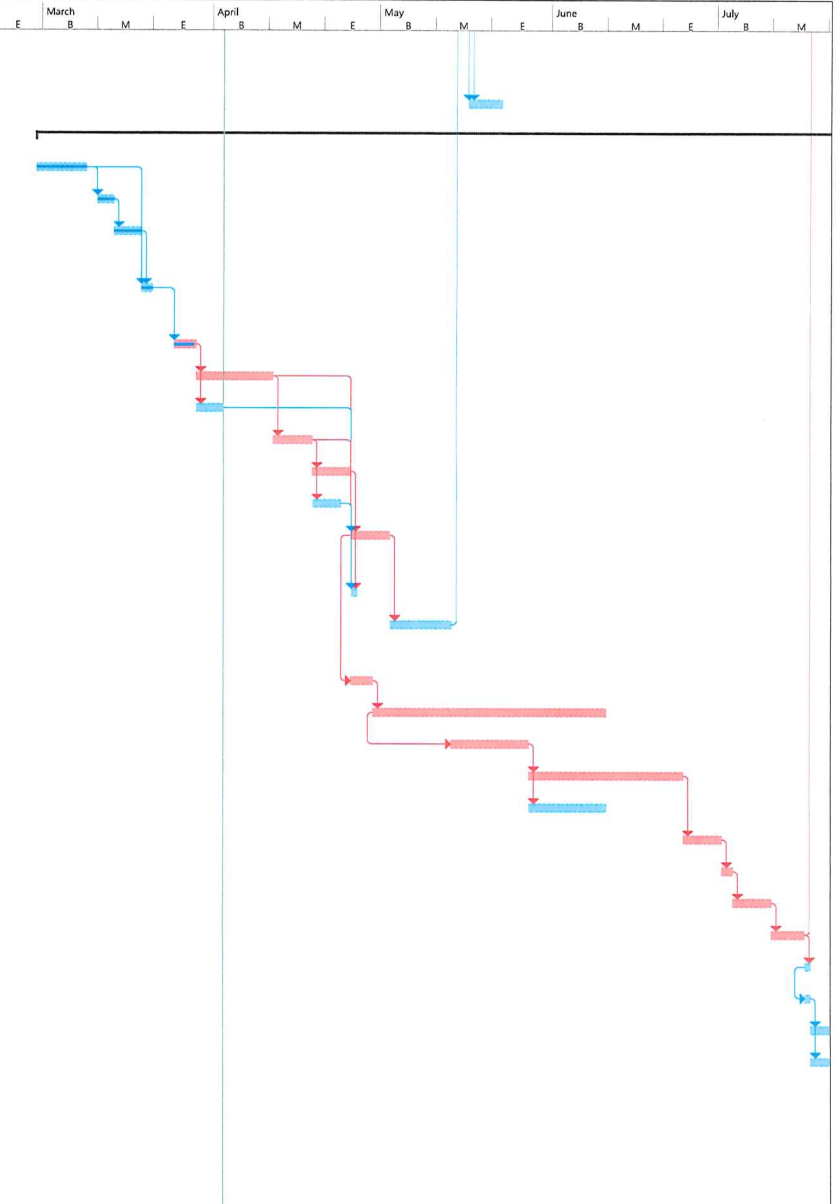
Page 1

ID	Task Mode	Task Name	Duration	Start	Finish	Predecessors	Actual Start	Actual Finish	Total Slack	Gantt Chart (March to July)																				
66	✓	Plumbing topout	2 wks	Mon 1/29/24	Fri 3/15/24	53	Mon 1/29/24	Fri 3/15/24	0 wks	[Gantt bar: March 1 - March 15]																				
67		Set mechanical equipment	3 days	Tue 5/14/24	Thu 5/16/24	120	NA	NA	84 days	[Gantt bar: May 14 - May 16]																				
68	✓	Frame interior walls	7 days	Mon 2/5/24	Tue 3/26/24	62,63,65,66	Mon 2/5/24	Tue 3/26/24	0 days	[Gantt bar: Feb 5 - Feb 26]																				
69		One-side drywall	1 wk	Mon 4/22/24	Fri 4/26/24	56	NA	NA	5.8 wks	[Gantt bar: April 22 - April 26]																				
70	✓	In-wall electrical	5 days	Tue 2/6/24	Mon 5/20/24	69	Tue 2/6/24	Mon 5/20/24	0 days	[Gantt bar: Feb 6 - Feb 20]																				
71		Measure millwork	1 day	Mon 4/29/24	Mon 4/29/24	69	NA	NA	101 days	[Gantt bar: April 29]																				
72		Build electrical service	1 wk	Mon 5/27/24	Fri 5/31/24	57,21	NA	NA	6.4 wks	[Gantt bar: May 27 - May 31]																				
73		HVAC Startup	3 days	Wed 7/17/24	Fri 7/19/24	72,129	NA	NA	0 days	[Gantt bar: July 17 - July 19]																				
74	✓	Wood Blocking	2 days	Mon 5/20/24	Wed 5/22/24	70	Mon 5/20/24	Wed 5/22/24	0 days	[Gantt bar: May 20 - May 22]																				
75		Insulate walls	1 wk	Mon 4/22/24	Fri 4/26/24	56	NA	NA	5.8 wks	[Gantt bar: April 22 - April 26]																				
76		Complete drywall installation	1 wk	Mon 4/29/24	Fri 5/3/24	75,69	NA	NA	5.8 wks	[Gantt bar: April 29 - May 3]																				
77		Tape & float drywall	2 wks	Fri 5/10/24	Thu 5/23/24	76,58,56	NA	NA	5 wks	[Gantt bar: May 10 - May 23]																				
78		Prime walls	3 days	Fri 5/24/24	Tue 5/28/24	77	NA	NA	25 days	[Gantt bar: May 24 - May 28]																				
79		Install ceiling grid	3 days	Wed 5/29/24	Fri 5/31/24	78	NA	NA	25 days	[Gantt bar: May 29 - May 31]																				
80		Frame drywall ceilings	2 days	Wed 5/29/24	Thu 5/30/24	78	NA	NA	26 days	[Gantt bar: May 29 - May 30]																				
81		Light fixtures	5 days	Mon 6/3/24	Fri 6/7/24	79,80	NA	NA	72 days	[Gantt bar: June 3 - June 7]																				
82		Sprinkler heads	3 days	Mon 6/3/24	Wed 6/5/24	79,80	NA	NA	27 days	[Gantt bar: June 3 - June 5]																				
83		Harris County Hydro Test	2 days	Thu 6/6/24	Fri 6/7/24	82	NA	NA	72 days	[Gantt bar: June 6 - June 7]																				
84		Flex duct and GRDs	1 wk	Mon 6/3/24	Fri 6/7/24	79,80	NA	NA	5 wks	[Gantt bar: June 3 - June 7]																				
85		Low voltage wire	1 wk	Mon 6/3/24	Fri 6/7/24	79,80	NA	NA	5 wks	[Gantt bar: June 3 - June 7]																				
86		Sheetrock ceilings	4 days	Mon 6/10/24	Thu 6/13/24	82,84,85	NA	NA	25 days	[Gantt bar: June 10 - June 13]																				
87		prime ceilings	1 day	Fri 6/14/24	Fri 6/14/24	86	NA	NA	25 days	[Gantt bar: June 14]																				
88		1st coat walls and ceilings	5 days	Mon 7/22/24	Fri 7/26/24	87,73	NA	NA	0 days	[Gantt bar: July 22 - July 26]																				
89		Install in-ceiling devices	3 days	Mon 7/29/24	Wed 7/31/24	88	NA	NA	1 day	[Gantt bar: July 29 - July 31]																				
90		Install fans	2 days	Thu 8/1/24	Fri 8/2/24	89	NA	NA	30 days	[Gantt bar: Aug 1 - Aug 2]																				
91		Ceiling tiles	3 days	Thu 8/1/24	Mon 8/5/24	89,73	NA	NA	1 day	[Gantt bar: Aug 1 - Aug 3]																				
92		Electrical & data devices	2 days	Mon 8/5/24	Tue 8/6/24	90	NA	NA	30 days	[Gantt bar: Aug 5 - Aug 6]																				
93		Wall & floor tile	7 days	Mon 7/29/24	Tue 8/6/24	88	NA	NA	0 days	[Gantt bar: July 29 - Aug 6]																				
94		Set millwork & counters	3 days	Wed 8/7/24	Fri 8/9/24	93,91	NA	NA	0 days	[Gantt bar: Aug 7 - Aug 9]																				
95		Plumbing fixtures	4 days	Mon 8/12/24	Thu 8/15/24	94	NA	NA	0 days	[Gantt bar: Aug 12 - Aug 15]																				
96		Toilet partitions & accessories	3 days	Fri 8/16/24	Tue 8/20/24	95	NA	NA	0 days	[Gantt bar: Aug 16 - Aug 20]																				
97		Resilient flooring	2 days	Wed 8/21/24	Thu 8/22/24	96	NA	NA	0 days	[Gantt bar: Aug 21 - Aug 22]																				
98		Carpet	2 days	Fri 8/23/24	Mon 8/26/24	97	NA	NA	0 days	[Gantt bar: Aug 23 - Aug 26]																				
99		Final paint	4 days	Tue 8/27/24	Fri 8/30/24	98	NA	NA	0 days	[Gantt bar: Aug 27 - Aug 30]																				
100		Electrical & data plates	2 days	Mon 9/2/24	Tue 9/3/24	99	NA	NA	10 days	[Gantt bar: Sep 2 - Sep 3]																				
101		Rubber base	1 day	Mon 9/2/24	Mon 9/2/24	99	NA	NA	0 days	[Gantt bar: Sep 2]																				
102		Swing & lock doors	5 days	Mon 9/2/24	Fri 9/6/24	99	NA	NA	7 days	[Gantt bar: Sep 2 - Sep 6]																				
103		Appliances	2 days	Tue 9/3/24	Wed 9/4/24	101	NA	NA	0 days	[Gantt bar: Sep 3 - Sep 4]																				

Project: Station 94
Date: Wed 4/3/24

Task	Summary	Inactive Milestone	Duration-only	Start-only	External Milestone	Critical Split
Split	Project Summary	Inactive Summary	Manual Summary Rollup	Finish-only	Deadline	Progress
Milestone	Inactive Task	Manual Task	Manual Summary	External Tasks	Critical	Manual Progress

ID	Task Mode	Task Name	Duration	Start	Finish	Predecessors	Actual Start	Actual Finish	Total Slack
104		Window coverings	2 days	Tue 9/3/24	Wed 9/4/24	103SS	NA	NA	0 days
105		Punchout & inspections	4 days	Thu 9/5/24	Tue 9/10/24	104	NA	NA	0 days
106		Set Generator	4 days	Fri 5/17/24	Wed 5/22/24	20,67	NA	NA	84 days
107		Sitework	126 days	Thu 2/29/24	Thu 8/22/24		Thu 2/29/24	NA	18 days
108	✓	Make Safe For Demolition	7 days	Thu 2/29/24	Fri 3/8/24		Thu 2/29/24	Fri 3/8/24	0 days
109	✓	Asbestos Abetment	3 days	Mon 3/11/24	Wed 3/13/24	108	Mon 3/11/24	Wed 3/13/24	0 days
110	✓	Demolition of Existing Structures	3 days	Thu 3/14/24	Mon 3/18/24	109	Thu 3/14/24	Mon 3/18/24	0 days
111	✓	Pavement and Foundation Demo	2 days	Tue 3/19/24	Wed 3/20/24	108,110	Tue 3/19/24	Wed 3/20/24	0 days
112		Install New Culverts	4 days	Mon 3/25/24	Thu 3/28/24	111	Mon 3/25/24	NA	0 days
113		Storm Sewer Phase 1	2 wks	Fri 3/29/24	Thu 4/11/24	112	NA	NA	0 wks
114		Install Grease Separator	3 days	Fri 3/29/24	Tue 4/2/24	112	NA	NA	17 days
115		Sanitary Sewer	5 days	Fri 4/12/24	Thu 4/18/24	113	NA	NA	0 days
116		Water Service	1 wk	Fri 4/19/24	Thu 4/25/24	115	NA	NA	0 wks
117		Fire Line	3 days	Fri 4/19/24	Tue 4/23/24	115	NA	NA	2 days
118		Electrical service/ Grounding Loop	5 days	Fri 4/26/24	Thu 5/2/24	115,113,114, NA	NA	NA	0 days
119		Natural Gas Line	1 day	Fri 4/26/24	Fri 4/26/24	113,116,117	NA	NA	102 days
120		Form and pour Mow strips and equipment pad	7 days	Fri 5/3/24	Mon 5/13/24	118	NA	NA	84 days
121		Pond Layout	2 days	Fri 4/26/24	Mon 4/29/24	118SS	NA	NA	0 days
122		Dewatering	30 days	Tue 4/30/24	Mon 6/10/24	121	NA	NA	0 days
123		Excavate Pond	2 wks	Tue 5/14/24	Mon 5/27/24	122SS+2 wks	NA	NA	0 wks
124		Form and Pour Pond Walls	4 wks	Tue 5/28/24	Mon 6/24/24	123	NA	NA	0 wks
125		Lift Station/ Phase 2 Storm	2 wks	Tue 5/28/24	Mon 6/10/24	123	NA	NA	14.2 wks
126		Cut/ fill paving	1 wk	Tue 6/25/24	Mon 7/1/24	124	NA	NA	0 wks
127		Bluetop paving	2 days	Tue 7/2/24	Wed 7/3/24	126	NA	NA	0 days
128		Stabilize paving	5 days	Thu 7/4/24	Wed 7/10/24	127	NA	NA	0 days
129		Paving forms & steel	4 days	Thu 7/11/24	Tue 7/16/24	128,41	NA	NA	0 days
130		Place paving	1 day	Wed 7/17/24	Wed 7/17/24	129	NA	NA	18 days
131		Sawcut Control Joints	1 day	Wed 7/17/24	Wed 7/17/24	130SS	NA	NA	18 days
132		Rain Days	8 days	Thu 7/18/24	Mon 7/29/24	131,44	NA	NA	36 days
133		Landscaping and Irrigation	21 days	Thu 7/18/24	Thu 8/15/24	131	NA	NA	18 days
134		Striping	5 days	Fri 8/16/24	Thu 8/22/24	133	NA	NA	18 days
135		Substantial Completion	0 days	Tue 9/10/24	Tue 9/10/24	105	NA	NA	0 days
136		Punchout	5 days	Wed 9/11/24	Tue 9/17/24	135	NA	NA	0 days
137		Building turn-over	0 days	Tue 9/17/24	Tue 9/17/24	136	NA	NA	0 days



Project: Station 94
Date: Wed 4/3/24

Task		Summary		Inactive Milestone		Duration-only		Start-only		External Milestone		Critical Split
Split		Project Summary		Inactive Summary		Manual Summary Rollup		Finish-only		Deadline		Progress
Milestone		Inactive Task		Manual Task		Manual Summary		External Tasks		Critical		Manual Progress

Weather Delay Calendar

Harris County EMS Stations 93 & 96

Construction Masters of Houston
 3908 3rd Street, Pearland, Texas 77581
 Office Phone: (281) 997-2640
 Justin Davis – President
 Dennis Busby – Project Manager
 Manny Zuniga – Superintendent of 96
 James Jordan – Superintendent of 93

Sunday	Monday	Tuesday	Wednesday	Thursday	Friday	Saturday
					1	2
3	4	5	6	7	8	9
10	11	12	13	14	15	16
17	18	19	20	21 Rain Delay - 96	22	23
24	25	26	27	28	29	30
31						

Total Number of Rain Days for 93 in March: 0
 Total Number of Rain Days for 96 in March: 1
 Total Number of Accumulated Rain days for 93: 15
 Total Number of Accumulated Rain days for 96: 14

AmeraProducts, Inc.

Commercial Contract Glazing

PO Box 21358

Beaumont, Texas 77720-1358

6808 S. Major Drive
Beaumont, Texas 77705

p 800.608.6568
p 409.842.2267
f 409.842.5852

Bill of Sale

Project: Harris Co. ESD 1 no. 93

Buyer: Construction Masters of Houston
PO Box 1587
Pearland, Texas 77588

Seller: AmeraProducts, Inc.
P.O. Box 21358
Beaumont, Texas 77720-1358


We hereby transfer title to the above said buyer upon receipt of payment for stored material.

Value of material: \$19,120.00

Description of material: Kawneer IR501 Impact Resistant Storefront Framing

Storage Location: AmeraProducts, Inc.
6808 South Major Dr
Beaumont, Texas 77705

The undersigned certifies that the above to be true to the best of his or her knowledge.



Signature

March 19, 2024


Date

Stephen Quinn, Project Manager

Printed Name and Title

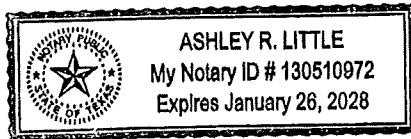
State of Texas
County of Jefferson

Subscribed and sworn to before me on March 19, 2024



Notary Public
January 26, 2028

My Commission Expires





Packing List

Page: 1

Date: 02/07/24

Customer PO Number 40791	Job Name Harris County ESD 93 5991	Job Number 1098309E	Shipped From Houston
Sales Order Number 4466298 1	Carrier FED EX (SMALL PACKAGE)		Number of Boxes 3
SHIP AMERA GLASS CO. INC. TO: 6808 S. MAJOR DR. ATTN: STEPHEN QUINN BEAUMONT TX 77705		CSR: Allyson Slipes PH#: 713-896-8846 Kawneer Direct Reference:	Shipping Weight 29LBS / 13KG Bill of Lading Number 2850616

Skid #	Box #	Weight	Quantity	Item Number / Description	Box Size W x H x L	Box Type	Packed By	Cu. Ft.	COO
	1	9	55	127070 SETTING BLOCK	10X 10X 6	HARDWARE	BILLIMC	.34	TW
			300	128267 12 X 1 TYPE I CRPHTFS AB					TW
			100	128271 12 X 5/8 TYPE I CRPHTFS B					US
			11	575208 END DAM 575157 SILL FLASHING					
			2	575297 IR501 DOOR JAMB ANCH BLCK					
	2	5	100	127120 FOAM TAPE HP-SILL	12X 12X 12	HARDWARE	BILLIMC	1.00	
	3	15	500	127127 GLAZING GASKET	12X 12X 12	HARDWARE	BILLIMC	1.00	US

Thank you for your order!



Packing List

Page: 1

Date: 02/12/24

Customer PO Number 40791	Job Name Harris County ESD 83 5891	Job Number 1098309E	Shipped From Houston
Sales Order Number 4470879 1	Carrier TAZMANIAN FREIGHT SYSTEM INC		Number of Boxes 9
SHIP AMERA GLASS CO. INC. TO: 6808 S. MAJOR DR. ATTN: STEPHEN QUINN BEAUMONT TX 77705		CSR: Allyson Slipes PH#: 713-896-8846 Kawneer Direct Reference:	Shipping Weight 650LBS / 295KG Bill of Lading Number 2851450

Skid #	Box #	Weight	Quantity	Item Number / Description	Box Size W x H x L	Box Type	Packed By	Cu. Ft.	C O O
	1	83	2	575101-40-289 JAMB IR 501	4X 4X289	LONG	BILLIMC	2.67	
	2	83	2	575101-40-289 JAMB IR 501	4X 4X289	LONG	BILLIMC	2.67	
	3	119	1	575116-40-289 HW VERTICAL MULLION - IR501	4X 4X289	LONG	BILLIMC	2.67	
			1	575115-40-289 TUBULAR HORIZONTAL IR501					
			2	575159-40-289 COVER FOR OPTIONAL SILL					
	4	36	2	575102-40-289 SHALLOW POCKET FILLER IR501	4X 4X289	LONG	BILLIMC	2.67	
	5	100	2	575112-40-289 ONE PIECE HEAD IR 501	4X 4X289	LONG	BILLIMC	2.67	
	6	47	1	575115-40-289 TUBULAR HORIZONTAL IR501	4X 4X289	LONG	BILLIMC	2.67	
	7	55	5	575104-40-289 GLASS STOP IR 501	4X 4X289	LONG	BILLIMC	2.67	
	8	73	2	575158-40-289 OPTIONAL SILL	4X 4X289	LONG	BILLIMC	2.67	
	9	54	2	575157-40-289 FLASHING	4X 4X289	LONG	BILLIMC	2.67	

Thank you for your order!



TADAMS

EVIDENCE OF PROPERTY INSURANCE

DATE (MM/DD/YYYY)
3/19/2024

THIS EVIDENCE OF PROPERTY INSURANCE IS ISSUED AS A MATTER OF INFORMATION ONLY AND CONFERS NO RIGHTS UPON THE ADDITIONAL INTEREST NAMED BELOW. THIS EVIDENCE DOES NOT AFFIRMATIVELY OR NEGATIVELY AMEND, EXTEND OR ALTER THE COVERAGE AFFORDED BY THE POLICIES BELOW. THIS EVIDENCE OF INSURANCE DOES NOT CONSTITUTE A CONTRACT BETWEEN THE ISSUING INSURER(S), AUTHORIZED REPRESENTATIVE OR PRODUCER, AND THE ADDITIONAL INTEREST.

AGENCY INSURICA 6011 Garth Road, Suite A Baytown, TX 77521		PHONE (A/C, No, Ext): (281) 421-7605	COMPANY AGCS Marine Insurance Co. 225 W. Washington Street, Ste 2000 Chicago, IL 60606	
FAX (A/C, No): (866) 652-9381	E-MAIL ADDRESS:			
CODE:	SUB CODE:			
AGENCY CUSTOMER ID #: AMERPRO03C				
INSURED AmeraProducts, Inc. dba AmeraGlass Co. P O Box 21358 Beaumont, TX 77720		LOAN NUMBER	POLICY NUMBER SML93076294	
		EFFECTIVE DATE 4/1/2023	EXPIRATION DATE 4/1/2024	<input type="checkbox"/> CONTINUED UNTIL TERMINATED IF CHECKED
THIS REPLACES PRIOR EVIDENCE DATED:				

PROPERTY INFORMATION

LOCATION/DESCRIPTION
Loc # 1, Bldg # 1, 6808 S. Major Drive, Beaumont, TX 77705

THE POLICIES OF INSURANCE LISTED BELOW HAVE BEEN ISSUED TO THE INSURED NAMED ABOVE FOR THE POLICY PERIOD INDICATED. NOTWITHSTANDING ANY REQUIREMENT, TERM OR CONDITION OF ANY CONTRACT OR OTHER DOCUMENT WITH RESPECT TO WHICH THIS EVIDENCE OF PROPERTY INSURANCE MAY BE ISSUED OR MAY PERTAIN, THE INSURANCE AFFORDED BY THE POLICIES DESCRIBED HEREIN IS SUBJECT TO ALL THE TERMS, EXCLUSIONS AND CONDITIONS OF SUCH POLICIES. LIMITS SHOWN MAY HAVE BEEN REDUCED BY PAID CLAIMS.

COVERAGE INFORMATION	PERILS INSURED	BASIC	BROAD	SPECIAL	AMOUNT OF INSURANCE	DEDUCTIBLE
Loc # 1, Bldg # 1 Property of Others, Special (Including theft) - Detail, Replacement Cost Windstorm					\$19,120	\$2,500 3.0000%

REMARKS (Including Special Conditions)

Special Conditions:

PROJECT: Harris Co. ESD 1 no. 93
Kawneer IR501 Impact Resistant Storefront Framing

CANCELLATION

SHOULD ANY OF THE ABOVE DESCRIBED POLICIES BE CANCELLED BEFORE THE EXPIRATION DATE THEREOF, NOTICE WILL BE DELIVERED IN ACCORDANCE WITH THE POLICY PROVISIONS.

ADDITIONAL INTEREST

NAME AND ADDRESS Construction Masters of Houston P O Box 1587 Pearland, TX 77588	ADDITIONAL INSURED	LENDER'S LOSS PAYABLE	LOSS PAYEE
	MORTGAGEE		
LOAN #			
AUTHORIZED REPRESENTATIVE <i>Paul Kilgus Jr.</i>			

AmeraProducts, Inc.

Commercial Contract Glazing

PO Box 21358

Beaumont, Texas 77720-1358

6808 S. Major Drive
Beaumont, Texas 77705

p 800.608.6568
p 409.842.2267
f 409.842.5852

Bill of Sale

Project: Harris Co. ESD 1 no. 96

Buyer: Construction Masters of Houston
PO Box 1587
Pearland, Texas 77588

Seller: AmeraProducts, Inc.
P.O. Box 21358
Beaumont, Texas 77720-1358


We hereby transfer title to the above said buyer upon receipt of payment for stored material.

Value of material: \$22,381.00

Description of material: Kawneer IR501 impact resistant storefront framing

Storage Location: AmeraProducts, Inc.
6808 South Major Dr
Beaumont, Texas 77705

The undersigned certifies that the above to be true to the best of his or her knowledge.



Signature
Stephen Quinn, Project Manager


Printed Name and Title

March 19, 2024

Date

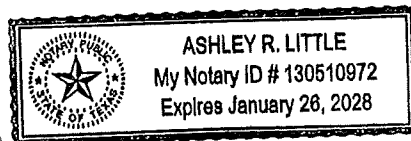
State of Texas
County of Jefferson

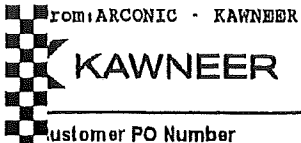
Subscribed and sworn to before me on March 19, 2024



Notary Public
January 24, 2028

My Commission Expires





Packing List

Page: 1
Date: 02/07/24

Customer PO Number 40790	Job Name Harris County ESD 98 5990	Job Number 1098302E	Shipped From Houston
Sales Order Number 4464864 1	Carrier FED EX (SMALL PACKAGE)		Number of Boxes 3
SHIP AMERA GLASS CO. INC. TO: 6808 S. MAJOR DR. ATTN: STEPHEN QUINN BEAUMONT TX 77705		CSR: Allyson Slpes PH#: 713-896-8846 Kawneer Direct Reference:	Shipping Weight 34LBS / 15KG Bill of Lading Number 2850616

Skid #	Box #	Weight	Quantity	Item Number / Description	Box Size W X H X L	Box Type	Packed By	Cu. Ft.	C O O
	1	14	80	127070 SETTING BLOCK	10X 10X 6	HARDWARE	BILLIMC	.34	TW
			400	128267 12 X 1 TYPE I CRPHTFS AB					TW
			100	128271 12 X 5/8 TYPE I CRPHTFS B					US
			19	575208 END DAM 575157 SILL FLASHING					
			1	575297 IR501 DOOR JAMB ANCH BLCK					
	2	5	100	127120 FOAM TAPE HP-SILL	12X 12X 12	HARDWARE	BILLIMC	1.00	
	3	15	500	127127 GLAZING GASKET	12X 12X 12	HARDWARE	BILLIMC	1.00	US

Thank you for your order!



Packing List

Page: 1

Date: 02/12/24

Customer PO Number 4079D	Job Name Harris County ESD 96 5990	Job Number 1098302E	Shipped From Houston
Sales Order Number 4470890 1	Carrier TAZMANIAN FREIGHT SYSTEM INC		Number of Boxes 13
SHIP AMERA GLASS CO. INC. TO: 6808 S. MAJOR DR. ATTN: STEPHEN QUINN BEAUMONT TX 77705		CSR: Allyson Spies PH#: 713-896-8846 Kawneer Direct Reference:	Shipping Weight 794LBS / 360KG Bill of Lading Number 2851450

Skid #	Box #	Weight	Quantity	Item Number / Description	Box Size W x H x L	Box Type	Packed By	Cu. Ft.	C O O
	1	83	2	575101-40-289 JAMB IR 501	4X 4X289	LONG	BILLIMC	2.67	
	2	83	2	575101-40-289 JAMB IR 501	4X 4X289	LONG	BILLIMC	2.67	
	3	83	2	575101-40-289 JAMB IR 501	4X 4X289	LONG	BILLIMC	2.67	
	4	61	1	575116-40-289 HW VERTICAL MULLION - IR501	4X 4X289	LONG	BILLIMC	2.67	
	5	36	2	575102-40-289 SHALLOW POCKET FILLER IR501	4X 4X289	LONG	BILLIMC	2.67	
	6	50	1	575112-40-289 ONE PIECE HEAD IR 501	4X 4X289	LONG	BILLIMC	2.67	
	7	100	2	575112-40-289 ONE PIECE HEAD IR 501	4X 4X289	LONG	BILLIMC	2.67	
	8	93	2	575115-40-289 TUBULAR HORIZONTAL IR501	4X 4X289	LONG	BILLIMC	2.67	
	9	66	6	575104-40-289 GLASS STOP IR 501	4X 4X289	LONG	BILLIMC	2.67	
	10	73	2	575158-40-289 OPTIONAL SILL	4X 4X289	LONG	BILLIMC	2.67	
	11	6	1	575159-40-289 COVER FOR OPTIONAL SILL	4X 4X289	LONG	BILLIMC	2.67	
	12	6	1	575159-40-289 COVER FOR OPTIONAL SILL	4X 4X289	LONG	BILLIMC	2.67	
	13	54	2	575157-40-289 FLASHING	4X 4X289	LONG	BILLIMC	2.67	

Thank you for your order!



TADAMS

EVIDENCE OF PROPERTY INSURANCEDATE (MM/DD/YYYY)
3/19/2024

THIS EVIDENCE OF PROPERTY INSURANCE IS ISSUED AS A MATTER OF INFORMATION ONLY AND CONFERS NO RIGHTS UPON THE ADDITIONAL INTEREST NAMED BELOW. THIS EVIDENCE DOES NOT AFFIRMATIVELY OR NEGATIVELY AMEND, EXTEND OR ALTER THE COVERAGE AFFORDED BY THE POLICIES BELOW. THIS EVIDENCE OF INSURANCE DOES NOT CONSTITUTE A CONTRACT BETWEEN THE ISSUING INSURER(S), AUTHORIZED REPRESENTATIVE OR PRODUCER, AND THE ADDITIONAL INTEREST.

AGENCY INSURICA 6011 Garth Road, Suite A Baytown, TX 77521		PHONE (A/C, No, Ext): (281) 421-7605	COMPANY AGCS Marine Insurance Co. 225 W. Washington Street, Ste 2000 Chicago, IL 60606	
FAX (A/C, No): (866) 652-9381		E-MAIL ADDRESS:		
CODE:		SUB CODE:		
AGENCY CUSTOMER ID #: AMERPRO03C				
INSURED AmeraProducts, Inc. dba AmeraGlass Co. P O Box 21358 Beaumont, TX 77720		LOAN NUMBER	POLICY NUMBER SML93076294	
		EFFECTIVE DATE 4/1/2023	EXPIRATION DATE 4/1/2024	<input type="checkbox"/> CONTINUED UNTIL TERMINATED IF CHECKED
THIS REPLACES PRIOR EVIDENCE DATED:				

PROPERTY INFORMATION

LOCATION/DESCRIPTION Loc # 1, Bldg # 2, 6808 S. Major Drive, Beaumont, TX 77705
--

THE POLICIES OF INSURANCE LISTED BELOW HAVE BEEN ISSUED TO THE INSURED NAMED ABOVE FOR THE POLICY PERIOD INDICATED. NOTWITHSTANDING ANY REQUIREMENT, TERM OR CONDITION OF ANY CONTRACT OR OTHER DOCUMENT WITH RESPECT TO WHICH THIS EVIDENCE OF PROPERTY INSURANCE MAY BE ISSUED OR MAY PERTAIN, THE INSURANCE AFFORDED BY THE POLICIES DESCRIBED HEREIN IS SUBJECT TO ALL THE TERMS, EXCLUSIONS AND CONDITIONS OF SUCH POLICIES. LIMITS SHOWN MAY HAVE BEEN REDUCED BY PAID CLAIMS.

COVERAGE INFORMATION

PERILS INSURED	BASIC	BROAD	SPECIAL
----------------	-------	-------	---------

COVERAGE / PERILS / FORMS	AMOUNT OF INSURANCE	DEDUCTIBLE
Loc # 1, Bldg # 2 Property of Others, Special (Including theft) - Detail, Replacement Cost Windstorm	\$22,381	\$2,500 3.0000%

REMARKS (Including Special Conditions)

Special Conditions: PROJECT: Harris Co ESD 1 no. 96 Kawneer IR601 impact resistant storefront framing

CANCELLATION

SHOULD ANY OF THE ABOVE DESCRIBED POLICIES BE CANCELLED BEFORE THE EXPIRATION DATE THEREOF, NOTICE WILL BE DELIVERED IN ACCORDANCE WITH THE POLICY PROVISIONS.

ADDITIONAL INTEREST

NAME AND ADDRESS Construction Masters of Houston P O Box 1587 Pearland, TX 77588	<input type="checkbox"/> ADDITIONAL INSURED	<input type="checkbox"/> LENDER'S LOSS PAYABLE	<input type="checkbox"/> LOSS PAYEE
	<input type="checkbox"/> MORTGAGEE		
	LOAN #		
AUTHORIZED REPRESENTATIVE 			

AIA[®] Document G742™ – 2015

Application and Certificate for Payment for a Design-Build Project

TO OWNER:	Harris Co. ESD #1 2800 Aldine Bender Rd. Houston, TX 77032	PROJECT:	Harris Co. ESD #93 & #96 #93: 7710 Fallbrook, Houston, TX 77086 & #96: 2947 Washington Ave., Houston, TX 77007	APPLICATION NO: 014	Distribution to:
				PERIOD TO: March 31, 2024	OWNER: <input type="checkbox"/>
FROM	Construction Masters of Houston			CONTRACT FOR: General Construction	ARCHITECT: <input type="checkbox"/>
DESIGN-BUILDER	P. O. Box 1587 Pearland, TX 77588			CONTRACT DATE:	DESIGN-BUILDER: <input type="checkbox"/>
				PROJECT NOS: / 6922	FIELD: <input type="checkbox"/>
					OTHER: <input type="checkbox"/>


DESIGN-BUILDER'S APPLICATION FOR PAYMENT


Application is made for payment, as shown below, in connection with the Contract. AIA Document G743™, Continuation Sheet for a Design-Build Project, is attached.

1. ORIGINAL CONTRACT SUM	\$302,500.00
2. NET CHANGE BY CHANGE ORDERS	\$127,500.00
3. CONTRACT SUM TO DATE (Line 1 ± 2)	\$430,000.00
4. TOTAL COMPLETED & STORED TO DATE (Column G on G743)	\$344,000.00
5. RETAINAGE:	
a. 0 % of Completed Work (Column D + E on G743)	\$0.00
b. 0 % of Stored Material (Column F on G743)	\$0.00
Total Retainage (Lines 5a + 5b or Total in Column I of G743)	\$0.00
6. TOTAL EARNED LESS RETAINAGE	\$344,000.00
(Line 4 Less Line 5 Total)	
7. LESS PREVIOUS CERTIFICATES FOR PAYMENT	\$331,250.00
(Line 6 from prior Certificate)	
8. CURRENT PAYMENT DUE	\$12,750.00
9. BALANCE TO FINISH, INCLUDING RETAINAGE (Line 3 less Line 6)	\$86,000.00

CHANGE ORDER SUMMARY	ADDITIONS	DEDUCTIONS
Total changes approved in previous months by Owner	\$127,500.00	\$0.00
Total approved this Month	\$0.00	\$0.00
TOTALS	\$127,500.00	\$0.00
NET CHANGES by Change Order		\$127,500.00

The undersigned Design-Builder certifies that to the best of the Design-Builder's knowledge, information and belief the Work covered by this Application for Payment has been completed in accordance with the Design-Build Documents, that all amounts have been paid by the Design-Builder for Work for which previous Certificates for Payment were issued and payments received from the Owner, and that current payment shown herein is now due.

DESIGN-BUILDER:
By:  Date: April 10, 2024
State of: Texas

County of: Brazoria
Subscribed and sworn to before me this 10th day of April, 2024
Notary Public: Marjorie Carns 
My Commission expires: September 26, 2025



CERTIFICATE FOR PAYMENT

In accordance with the Design-Build Documents, based on the Owner's review of the Work and the data comprising this application, the Owner determines the following amount is properly due and owing to the Design-Builder.

AMOUNT DUE \$12,750.00
(Attach explanation if amount certified differs from the amount applied. Initial all figures on this Application and on the Continuation Sheet that are changed to conform with the amount certified.)

OWNER:
By: _____ Date: _____

This Certificate is not negotiable. The AMOUNT CERTIFIED is payable only to the Design-Builder named herein. Issuance, payment and acceptance of payment are without prejudice to any rights of the Owner or Design-Builder under this Contract.


AIA® Document G743™ – 2015
Continuation Sheet for a Design-Build Project

AIA Document G742™, Application and Certification for Payment, containing Design-Builder's signed certification is attached.

Use Column I on Contracts where variable retainage for line items may apply.

APPLICATION NO:	014
APPLICATION DATE:	April 10, 2024
PERIOD TO:	March 31, 2024
OWNER'S PROJECT NO:	HCESD #1 Stations #93 & #96

A ITEM NO.	B DESCRIPTION OF WORK	C SCHEDULED VALUE	D WORK COMPLETED		F MATERIALS PRESENTLY STORED (NOT IN D OR E)	G		H BALANCE TO FINISH (C - G)	I RETAINAGE (IF VARIABLE RATE)
			FROM PREVIOUS APPLICATION (D + E)	THIS PERIOD		TOTAL COMPLETED AND STORED TO DATE (D + E + F)	% (G ÷ C)		
1.01	Pre-Construction Services	5,000.00	0.00	0.00	0.00	0.00	0.00%	5,000.00	0.00
1.02	Programming	63,750.00	63,750.00	0.00	0.00	63,750.00	100.00%	0.00	0.00
1.03	Schematic Design	42,500.00	42,500.00	0.00	0.00	42,500.00	100.00%	0.00	0.00
1.04	Design Development	42,500.00	42,500.00	0.00	0.00	42,500.00	100.00%	0.00	0.00
1.05	Construction Documents	148,750.00	148,750.00	0.00	0.00	148,750.00	100.00%	0.00	0.00
1.06	Construction Adminstration	127,500.00	33,750.00	12,750.00	0.00	46,500.00	36.47%	81,000.00	0.00
		0.00	0.00	0.00	0.00	0.00	0.00%	0.00	0.00
		0.00	0.00	0.00	0.00	0.00	0.00%	0.00	0.00
		0.00	0.00	0.00	0.00	0.00	0.00%	0.00	0.00
		0.00	0.00	0.00	0.00	0.00	0.00%	0.00	0.00
		0.00	0.00	0.00	0.00	0.00	0.00%	0.00	0.00
		0.00	0.00	0.00	0.00	0.00	0.00%	0.00	0.00
		0.00	0.00	0.00	0.00	0.00	0.00%	0.00	0.00
		0.00	0.00	0.00	0.00	0.00	0.00%	0.00	0.00
		0.00	0.00	0.00	0.00	0.00	0.00%	0.00	0.00
		0.00	0.00	0.00	0.00	0.00	0.00%	0.00	0.00
		0.00	0.00	0.00	0.00	0.00	0.00%	0.00	0.00
		0.00	0.00	0.00	0.00	0.00	0.00%	0.00	0.00
		0.00	0.00	0.00	0.00	0.00	0.00%	0.00	0.00
		0.00	0.00	0.00	0.00	0.00	0.00%	0.00	0.00
GRAND TOTAL		\$430,000.00	\$331,250.00	\$12,750.00	\$0.00	\$344,000.00	80.00%	\$86,000.00	\$0.00

AIA Document G743 – 2015. Copyright © 2015. All rights reserved. "The American Institute of Architects," "American Institute of Architects," "AIA," the AIA Logo, and "AIA Contract Documents" are trademarks of The American Institute of Architects. This document was produced at 15:20:21 ET on 04/10/2024 under Order No.4104250254 which expires on 02/13/2025, is not for resale, is licensed for one-time use only, and may only be used in accordance with the AIA Contract Documents® Terms of Service. To report copyright violations, e-mail docinfo@aiacontracts.com.

User Notes:

(3B9ADA95)

Conditional Waiver & Release Upon Partial Payment

Whereas, the undersigned **Construction Masters of Houston, Inc.** has performed work or furnished materials for improvement to property known as **Harris County ESD #93 & #96, Design Phase** located in the city of Houston, state of Texas.

The undersigned further certifies that all labor and materials furnished by the undersigned in connection with the above-named project has been paid in full and agrees to indemnify and save harmless the said Owner, **Harris County ESD #1**, against all loss, damages, cost or expense of any character whatsoever that may arise by reason of claims for labor or unpaid material used in connection with said improvements. When the check has been properly endorsed and has been paid by the bank upon which it is drawn, this document shall become effective to release pro tanto, any mechanic's lien, stop notice or bond right the undersigned has on the job.

Signed, Sealed and Delivered This 10th Day of April, 2024

Construction Masters of Houston, Inc.


By: _____

Title: **President**

State of Texas }
County of Brazoria }

Before me, the undersigned authority, on this day appeared **Justin Davis**, a person known to me, who upon being placed under oath, stated that he read and signed the foregoing instrument for the purposes and consideration therein stated and as the act and deed of **Construction Masters of Houston, Inc.** and further stated that each statement therein is within his knowledge and is true and correct.

Sworn and subscribed to before me on the 10th day of April, 2024.



Marjorie Carns
Notary Public in and for Brazoria County, Texas
My commission expires: 9/26/25



**Two Riverway, 15th Floor
Houston, TX 77056-1939
713-621-8090
Federal ID 72-1396621**

*Harris County EMS District I (Audit)
2800 Aldine Bender Road
Houston, TX 77032*

*Invoice No. 17895253 (include on check)
Date 03/21/2024
Client No. 94-02081.001*

Professional services rendered as follows:

Progress billing for the financial statement audit of Harris County EMS District No.1 for the year ended December 31, 2023.

Current Amount Due \$ 16,000.00

Invoice payable upon receipt. Please include invoice number with payment.
To pay by ACH or credit card, please visit <https://cricpa.com/client-resources/> or scan QR code below.
Credit card payments are subject to a 3.5% surcharge.

Carr, Riggs & Ingram, LLC reserves the right to assess finance charges on past due balances up to the maximum amount allowed under state law.





Harris County Emergency Services District No. 1

Name: Fred A. Scibuola
Employee
Position: Commissioner

Pay Period
From: 3/20/2024
To: 4/16/2024

Table with 7 columns: Date, Description, Commissioner Fees, Lodging, Meals, Other, TOTAL. Rows include entries for 3/21/2024, 3/26/2024, 3/27/2024, and 4/11/2024. Sub Total: 1,000.00; Mileage Detail: -; TOTAL: 1,000.00.

Mileage Detail

IRS Standard Rate \$ 0.67

Table with 6 columns: Date, Purpose, Start Location, End Location, Miles, Amount. Includes a Total row at the bottom with a value of -.

My name is Fred A. Scibuola and I am a Commissioner of Harris County Emergency Services District No. 1. I am executing this declaration as part of my assigned duties and responsibilities. I declare under penalty of perjury that the foregoing is true and correct.

Executed in Harris County, State of Texas on the 16th day of April, 2024.

Fred A. Scibuola

Declarant's Signature

Invoice



Page 1/1
Invoice 02944
Date 2/29/2024

Harris County Emergency Corps
2800 Aldine Bender Road
Houston TX 77032

Bill To: Harris County ESD#1

Ship To: Harris County ESD#1
Melissa Morton

		Customer ID	Shipping Method	Payment Terms	Req Ship Date	Master No.
		H0001		Due on Receipt	2/29/2024	2,904
Ordered	Item Number	Description	Discount	Unit Price	Ext. Price	
1894	911 SERVICES	911 Services under ESD1 contract	\$0.00	\$984.21	\$1,864,093.74	
1.00	PATIENT RECEIVABLES	Intermedix Collected	\$0.00	-\$404,756.00	-\$404,756.00	
1.00	LEASE AMBULANCES	Lease Payments ESD1 ambulances	\$0.00	-\$7,000.00	-\$7,000.00	
1.00	LEASE PAYMENTS	Lease payments to ESD1 Bldg/Eq	\$0.00	-\$45,553.00	-\$45,553.00	

Thank you for your business!

Subtotal	\$1,406,784.74
Misc	\$0.00
Tax	\$0.00
Freight	\$0.00
Trade Discount	\$0.00
Total	\$1,406,784.74



Page 1/1
 Invoice 02959
 Date 3/31/2024

Harris County Emergency Corps
 2800 Aldine Bender Road
 Houston TX 77032

Bill To: Harris County ESD#1

Ship To: Harris County ESD#1
 Melissa Morton

		Customer ID	Shipping Method	Payment Terms	Req Ship Date	Master No.
		H0001		Due on Receipt	3/31/2024	2,919
Ordered	Item Number	Description		Discount	Unit Price	Ext. Price
2,110	911 SERVICES	911 Services under ESD1 contract		\$0.00	\$984.21	\$2,076,683.10
1.00	PATIENT RECEIVABLES	Intermedix Collected		\$0.00	-\$479,971.54	-\$479,971.54
1.00	LEASE AMBULANCES	Lease Payments ESD1 ambulances		\$0.00	-\$7,000.00	-\$7,000.00
1.00	LEASE PAYMENTS	Lease payments to ESD1 Bldg/Eq		\$0.00	-\$45,553.00	-\$45,553.00

Thank you for your business!

Subtotal	\$1,544,158.56
Misc	\$0.00
Tax	\$0.00
Freight	\$0.00
Trade Discount	\$0.00
Total	\$1,544,158.56



INVOICE

OAK Interactive, LLC

1819 Blue Water Bay Dr., Katy, TX 77494,

UNITED STATES

info@oakinteractive.com; Website:

www.oakinteractive.com

Invoice No#: 13912

Invoice Date: Mar 31, 2024

Reference: Creative Services

Due Date: Apr 30, 2024

\$450.00
AMOUNT DUE

BILL TO

HCESD-1.org

Melissa Morton

2800 Aldine Bender Rd., Houston, TX

77032, UNITED STATES

#	ITEMS & DESCRIPTION	QTY/HRS	PRICE	AMOUNT(\$)
1	Website Maintenance	1	\$450.00	\$450.00
			Subtotal	\$450.00
			TOTAL	\$450.00 USD

NOTES TO CUSTOMER

March, 2024 - Kindly Remit to: OAK Interactive, LLC

1819 Blue Water Bay Dr., Katy, TX 77494

Thank YOU For Your Business!

TERMS AND CONDITIONS

Net 30 - Interest accrued at 2% per month, thereafter. Make checks payable to: OAK Interactive, LLC or pay via Credit Card with a 4% processing fee. Sales Tax applied to:

- Website Maintenance
- Website Design & Development
- Hard Cost for production items

RAB

RADCLIFFE**ADAMS****BARNER**

2929 Allen Parkway
Suite 3450
Houston, Texas 77019-7120
713.237.1221
rabfirm.com

Harris County ESD 1
c/o The Morton Accounting Services
1125 Cypress Station Drive, Building H-4
Houston, Texas 77090

April 3, 2024

Client No.: 1850.0000
Invoice No.: 218289

Attention:

RE: Elections

DATE	DESCRIPTION	HOURS	AMOUNT	
Mar-04-24	Prepare certificate of posting for Order Declaring Unopposed Candidates Election; finalize same; prepare correspondence and transmit same to J. Hyde for posting at polling location and on District website.	0.50	60.00	RDR
Mar-12-24	Receive and profile certificate of posting from J. Hyde for Order Declaring Unopposed Candidates Elected and Canceling Election.	0.25	30.00	RDR
	Totals	0.75	<hr/> \$90.00	

DISBURSEMENTS

Photocopies - Black & White	15.90
Photocopies - Color	1.20
Totals	<hr/> \$17.10

Total Fee & Disbursements

\$107.10

Balance Now Due

\$107.10



Harris County Emergency Services District No. 1

Employee

Pay Period

Name: Shirley Reed
 Position: Commissioner

From: 2/1/2024
 To: 2/23/2024

Date	Description	Commissioner Fees	Lodging	Meals	Other	TOTAL
2/6/2024	Observation Reports	200.00				200.00
2/20/2024	Draft Agenda	200.00				200.00
2/27/2024	Meeting	200.00				200.00
2/28/2024	Bank Draft	200.00				200.00
3/18/2024	ESD Draft	200.00				200.00
3/25/2024	ESD Board Documents	200.00				200.00
3/26/2024	April ESD Meeting	200.00				200.00
3/27/2024	ESD Mettign Date	200.00				200.00
4/1/2024	New Proposed Date	200.00				200.00
						-
						-
						-
						-
						-
						-
						-
						-
						-
						-
						-
						-
						-
						-
						-
						-
						-
						-
						-
						-
						-
						-
Sub Total:						1,800.00
Mileage Detail:						-
TOTAL:						1,800.00

Mileage Detail

Date	Purpose	Start Location	End Location	Miles	Amount
					-
					-
					-
					-
					-
					-
					-
					-
					-
					-
					-
					-
					-
					-
					-
					-
					-
					-
					-
					-
					-
					-
					-
Total:					-

My name is _____ and I am a Commissioner of Harris County Emergency Services District No. 1. I am executing this declaration as part of my assigned duties and responsibilities. I declare under penalty of perjury that the foregoing is true and correct.

Executed in Harris County, Tate of Texas on the _____ day of _____, 20__.

 Declarant's Signature



Invoice

Date	Invoice #
3/31/2024	2555

Bill To
Harris County ESD #1 2800 Aldine Bender Rd Houston, TX 77032

Terms	Due Date
Net 30	4/30/2024

Serviced	Description	Time	Rate	Amount
3/31/2024	March CPA Services		4,675.00	4,675.00
3/31/2024	Additional Hours (Coordinating and working with Arbitrage team, work with board members, wrap up audit meeting)	2.2268	160.00	356.29
3/31/2024	Copies	24	0.35	8.40

Please Remit Payment to:
The Morton Accounting Service
410 Pierce Street Suite 230
Houston, TX 77002

or via the Intuit payment link in the email.

Total	\$5,039.69
Payments/Credits	\$0.00
Balance Due	\$5,039.69



Equi-Tax Inc.

Ad Valorem Tax Assessors / Collectors

www.equitaxinc.com

17111 Rolling Creek Drive, Suite 200, Houston, Texas 77090
P. O. Box 73109, Houston, Texas 77273
tel 281.444.4866
Customer Service 281.444.3946

MEMORANDUM

Date: March 2024

Subject: 2023 True-up ESD 1

The primary goal of our yearly True-Up is to ensure all parcels inside the boundary of Emergency Service District 1 are correctly coded in order for the district to collect all applicable taxes. Accounts are constantly changing whether it be a re-plat of an existing subdivision or a creation of a new subdivision from larger piece of vacant land. Additionally, HCAD makes changes to accounts regularly which means data we utilize to conduct this True-Up is simply a snapshot in time and additional changes will always be made in the future and reconciled at a later time.

There are multiple steps when conducting a True-Up. The primary source of data comes from our GIS (Geographic Information System). First, all parcels are pulled from within the district's boundary and analyzed next to data provided by HCAD. Second, again using GIS, data is compiled by gathering only accounts which have the code given to Emergency Service District 1. This step provides a visual of potential/possible incorrect coding. The final step in the process is to manually research the results of the first two steps.

A breakdown of the 762 newly added accounts to the tax roll for 2023 follows:

718 Residential Properties
(289) Vacant Land (Comprised of Commercial & Residential lots)
40 Commercial Properties
(214) Builder Inventory
(11) AG Land
514 Exempt and Utility Properties

As part of this process, we confirm that these are all coded to ESD 1.

Jeremy Hyde

From: Pete Serna <peteserna01@gmail.com>
Sent: Monday, March 18, 2024 9:24 AM
To: Jeremy Hyde
Subject: Fwd: Excess Quote Information

**** External EMail Warning ****

CAUTION: This email originated from outside the organization. Do not click links or open attachments unless you recognize the sender and know the content is safe.

I would also like to add this to the agenda.

Pete M. Serna
281-772-0906

Begin forwarded message:

From: Shannon Stryk <SStryk@vfistx.com>
Date: February 5, 2024 at 5:07:38 PM CST
To: peteserna01@gmail.com
Cc: Leah Rex <lrex@vfistx.com>
Subject: Excess Quote Information

Hi Pete,

It very nice meeting you last week and I appreciated you taking the time to discuss the Districts Coverages. Below you will find the Excess Coverage quotes for the Higher Limits, if you have any questions please don't hesitate to contact me.

1. The estimated annual additional premium for increasing the Excess Limits to 3MILLIONL each occurrence 6MILLION aggregate would be \$500.00
2. The estimated annual additional premium for increasing the Excess Limits to 5ML each occurrence 10ML aggregate would be \$1500.00

Respetfully,



President's Report – HCEC

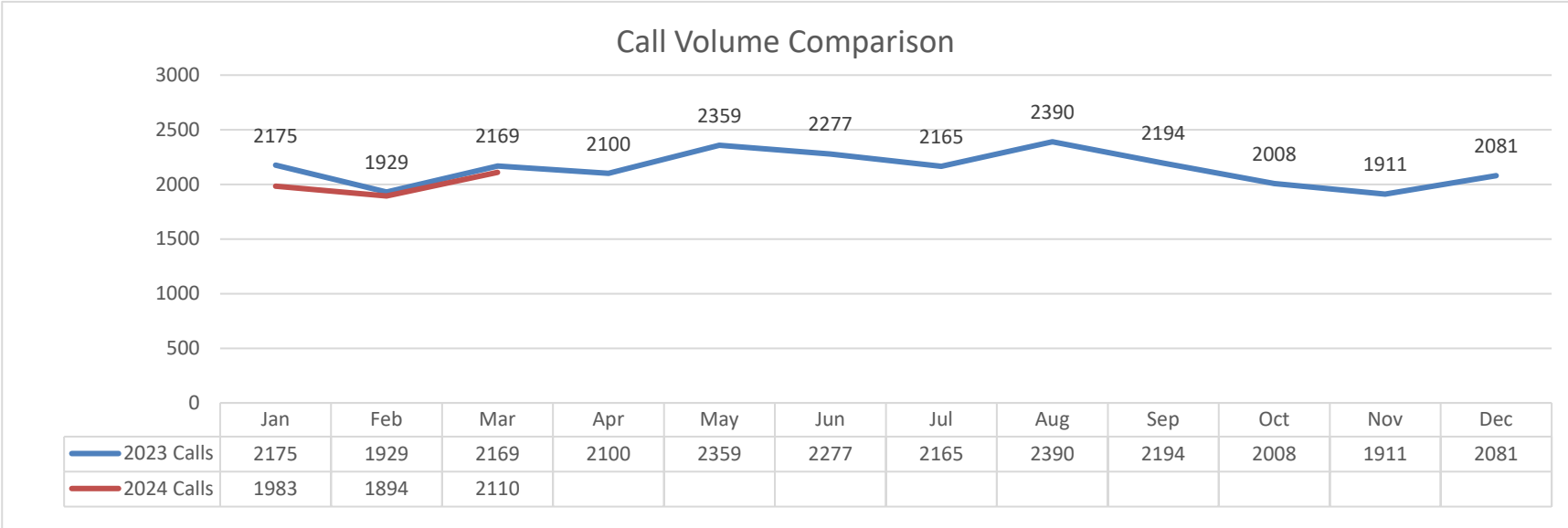
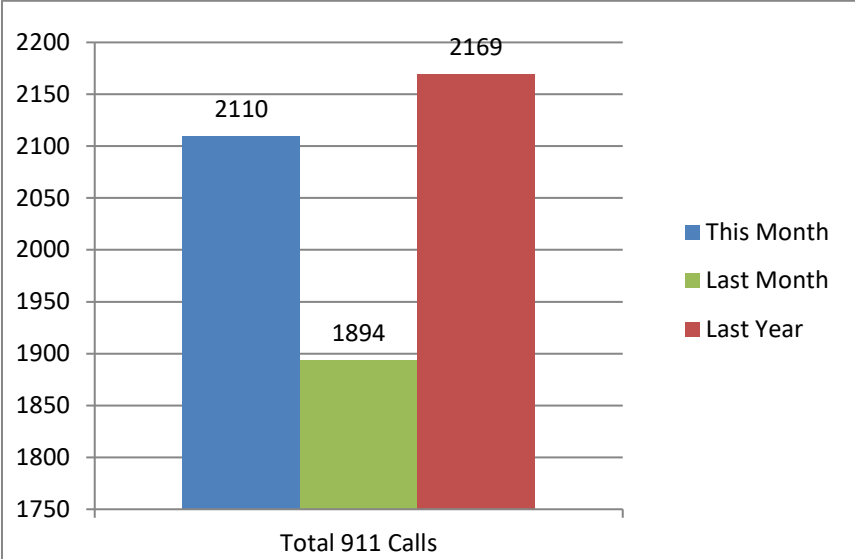
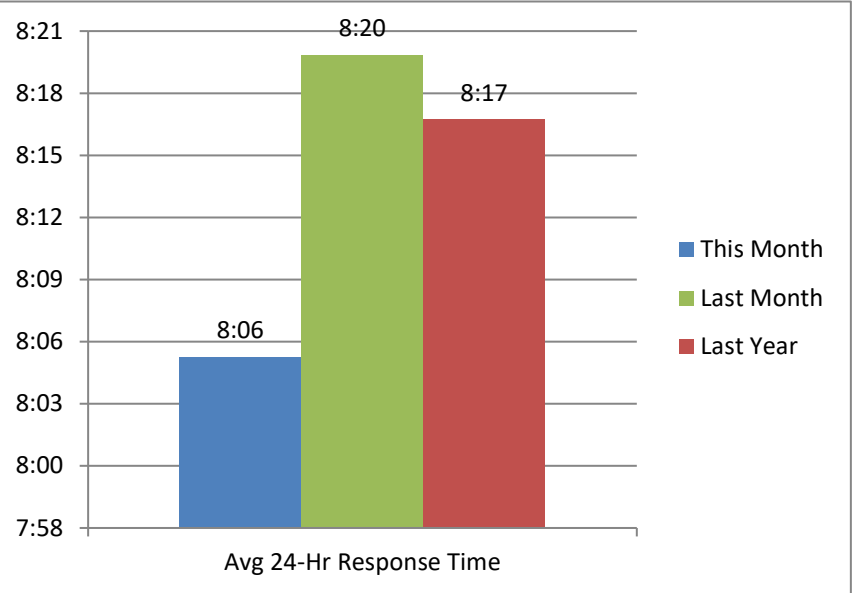
April 2024 Meeting

- HCEC responded to 2110 911 calls this month, compared to 1894 in the previous month. Our response time is 8:06.
- HCEC attended the Texas Ambulance Association conference which focused on billing and EMS rules compliance.
- Emergency Telecommunicators week was last week. HCEC celebrated our Communications staff with a Western theme. Everyone had a good time.
- We are in the process of promoting 2 new supervisors. Ryan Wogan was selected as the first Supervisor and we will name the second person soon.
- EMS week is coming up. Save the date for our yearly Awards Banquet on May 23.

Vehicle Accidents last month: 0

Maintenance Requests last month: 20

HCEC Activity March 2024



911 STATISTICS REPORT FOR PERIOD 03-01-24 to 03-31-24

INCIDENT TOTALS																																* Medic units that went enroute in district, NO mutual aid responses
RESPONSE TYPE	01	02	03	04	05	06	07	08	09	10	11	12	13	14	15	16	17	18	19	20	21	22	23	24	25	26	27	28	29	30	31	Total
ALS Response	53	63	50	58	45	44	59	47	52	54	55	43	50	47	57	42	63	54	51	57	53	57	58	63	56	54	37	44	53	64	55	1,638
BLS Response	16	17	12	16	19	14	24	19	13	17	14	9	5	13	17	14	12	18	11	19	13	18	16	20	9	12	12	21	16	19	17	472
Totals	69	80	62	74	64	58	83	66	65	71	69	52	55	60	74	56	75	72	62	76	66	75	74	83	65	66	49	65	69	83	72	2,110

INCIDENT TOTALS BY SHIFT																																* Medic units that went enroute in district, NO mutual aid responses		
SHIFT	01	02	03	04	05	06	07	08	09	10	11	12	13	14	15	16	17	18	19	20	21	22	23	24	25	26	27	28	29	30	31	Total		
- Shift																																	2	
A - Shift	7	66	19					56	10	58	14						44	21	64	10					63	12	52	10				506		
B - Shift	62	14	43	13					55	13	55	5						54	8	51	9					52	14	39	6			493		
C - Shift				61	7	47	12					47	12	47	15						67	7	62	11					59	7	66	18	545	
D - Shift					57	11	71	10						43	13	59	12							59	13	63	20				62	17	54	564
Totals	69	80	62	74	64	58	83	66	65	71	69	52	55	60	74	56	75	72	62	76	66	75	74	83	65	66	49	65	69	83	72	2,110		

INCIDENT PRIORITY LEVEL SUMMARY								* Medic units that went enroute in district, NO mutual aid responses
RESPONSE TYPE	Alpha	Bravo	Charlie	Delta	Echo	Unspecified	Total	
ALS Response	163	257	388	601	36	193	1,638	
BLS Response	228	36				208	472	
Totals	391	293	388	601	36	401	2,110	

LEVEL OF SERVICE STATUS CHANGES BY DAY											
LEVEL OF SERVICE Day-}	1	8	9	10	16	36	19	20	23	50	Total
Level 0						1	2			3	6
Level 1	1	1	1	1	1	1		1	1	1	9
Totals	1	1	1	1	1	2	2	1	1	4	15

OUT OF THE CHUTE RESPONSE AVERAGES AND STATISTICS							* Incidents with units that enroute in district, NO mutual aid responses
RESPONSE TYPE	ASSIGNED TO ENROUTE	ASSIGNED TO ONSCENE	ENROUTE TO ONSCENE	HOSPITAL TO IN-SERVICE	AVERAGE ONSCENE TIME	AVERAGE INCIDENT TIME	
BLS Response	00:01:16	00:11:44	00:10:32	23:59:25	00:22:36	00:51:42	
ALS Response	00:00:30	00:10:02	00:09:31	23:41:21	00:14:53	00:14:49	

911 STATISTICS REPORT FOR PERIOD 03-01-24 to 03-31-24

AVERAGE RESPONSE TIMES BY UNIT - IN DISTRICT						
HH:MM:SS	* All units assigned to a response in district that went enroute					
UNIT	ASSIGNED TO ENROUTE	ASSIGNED TO ONSCENE	ENROUTE TO ONSCENE	HOSPITAL TO IN-SERVICE	AVERAGE ONSCENE TIME	AVERAGE INCIDENT TIME
EMS980	00:00:55	00:08:01	00:07:07	00:20:26	00:12:51	00:45:34
M91	00:01:08	00:08:52	00:07:43	00:30:51	00:18:00	00:58:52
M910	00:00:43	00:09:57	00:09:09	00:35:45	00:11:03	00:54:22
M92	00:00:57	00:08:17	00:07:18	00:21:20	00:15:48	00:47:20
M920	00:00:54	00:07:45	00:06:48	00:31:44	00:16:50	00:57:05
M921	00:01:17	00:11:18	00:10:00	00:39:24	00:12:25	01:08:17
M93	00:01:15	00:07:13	00:05:57	00:34:39	00:16:04	00:59:50
M930	00:01:20	00:07:01	00:05:39	00:28:46	00:16:17	00:54:59
M94	00:01:02	00:06:53	00:05:50	00:28:40	00:15:54	00:51:40
M940	00:01:01	00:07:07	00:06:06	00:23:21	00:15:05	00:48:06
M941	00:01:03	00:06:01	00:04:57	00:28:56	00:15:45	00:49:04
M95	00:01:15	00:08:35	00:07:19	00:27:08	00:20:00	00:56:53
M950	00:02:02	00:08:22	00:06:20	00:25:51	00:14:04	01:21:27
M96	00:01:25	00:07:37	00:06:11	00:28:44	00:16:05	00:54:22
M97	00:01:11	00:07:51	00:06:39	00:29:09	00:12:54	00:48:48
M980	00:01:02	00:09:31	00:08:29	00:36:38	00:16:54	01:04:08

AVERAGE ASSIGNED TO ONSCENE TIME - ALL CALLS	
MM:SS	* Incidents with units that enroute in district
00:08:06	

INCIDENT RESPONSE TOTALS BY SHIFT																																	
																															* All units assigned to a response that went enroute		
SHIFT	01	02	03	04	05	06	07	08	09	10	11	12	13	14	15	16	17	18	19	20	21	22	23	24	25	26	27	28	29	30	31	Total	
- Shift																										1						1	
A - Shift	7	69	25					62	10	73	15				48	22	70	11						68	17	66	15					578	
B - Shift	71	17	46	20					64	17	61	6				65	10	57	10						67	17	43	6					577
C - Shift				75	8	57	13					52	14	52	19					83	8	65	13					66	7	80	22	634	
D - Shift					62	11	81	12					45	13	66	14						65	16	72	21					69	22	58	627
Totals	78	86	71	95	70	68	94	74	74	90	76	58	59	65	85	62	87	80	68	93	73	81	85	89	85	83	58	72	76	102	80	2,417	

911 STATISTICS REPORT FOR PERIOD 03-01-24 to 03-31-24

INCIDENT RESPONSE TOTALS BY UNIT																																	
																															* All units assigned to a response that went enroute		
UNIT	01	02	03	04	05	06	07	08	09	10	11	12	13	14	15	16	17	18	19	20	21	22	23	24	25	26	27	28	29	30	31	Total	
9912						2																											2
CHP1																			1														1
D90	1		2	9	2	5	8	5	4	2	2	2		1	2	3	7	5	3	7		2	8	5	6	6	3	2	3	6	6	117	
D901	4	5	3	2	3	2	1		3	11	2	3	3	3	6	2		3	2	5	5	2	1		4	6	3		3	5	1	93	
EMS980			2			3	8								4								8						3		9	37	
HCMD1																						1			6	1						8	
M91	8	9	9	6	6	6	5	5	7	12	9	7	8	5	8	9	8	9	5	8	8	6	7	8	7	11	7	8	6	10	7	234	
M910		5					3															4							4			16	
M92	11	7	7	12	5	8	8	8	6	11	11	7	7	8	7	4	8	6	8	12	4	7	4	17	8	10	5	6	7	10	7	246	
M920	7	8	5	13	5	10	4	9	9	7	7	10	8	7	7	6	7	3	8	9	4	4	5	8	7	8	5	4	3	9	8	214	
M921																						2							4	3	2	11	
M93	7	6	5	6	9	5	9	9	5	9	8	5	7	6	10	4	11	9	5	8	8	10	5	5	7	5	7	7	7	9	7	220	
M930	9	10	8	6	11	1	8	7	8	8	5	7	7	10	8	6	11	6	6	8	7	7	9	6	10	10	6	8	10	7	8	238	
M94	7	9	12	11	8	5	13	11	11	7	13	5	4	5	12	7	10	8	8	12	7	7	10	12	7	9	6	4	7	8	8	263	
M940				7	5	2	7		5					4				6		4					2					4		46	
M941	7	1																			6	6	8	2				5	4	1	40		
M95	4	7	5	6	2	11	8	8	5	7	6	4	6	2	6	4	7	8	6	5	7	9	10	9	4	6	7	5	4	9	9	196	
M950																													1	1		2	
M96	6	9	7	6	7	5	10	7	8	9	8	6	8	10	8	7	6	9	8	7	8	10	8	10	8	5	5	9	7	7	8	236	
M97	4	5	6	11	3	3	2	5	3	7	5	2	1	4	7	6	12	8	8	4	3	2	10	7	7	6	4	3	7	5	6	166	
M980	3	5			4											4									2				4		5	31	
Totals	78	86	71	95	70	68	94	74	74	90	76	58	59	65	85	62	87	80	68	93	73	81	85	89	85	83	58	72	76	102	80	2,417	

911 STATISTICS REPORT FOR PERIOD 03-01-24 to 03-31-24

INCIDENT REFUSAL TOTALS BY UNIT																																	
UNIT	01	02	03	04	05	06	07	08	09	10	11	12	13	14	15	16	17	18	19	20	21	22	23	24	25	26	27	28	29	30	31	Total	
EMS910											1																						1
EMS980							3								1							3						1				8	
M91	4	2		2	3	2	1	1	1	4	1	2	1	1		2	1	3	2		2	2	3	2	2	3	1	1		4		53	
M910							1																					1				2	
M92	2		2	1	3	3	2	1	1			2	5	3	4					1	5	2		1	4		1	1	2	2	1	6	55
M920	1	4		3	3	1	1	2	1			5	3	2	1		1		2	3			1		1	2	2		1	2	1	43	
M921																												1				1	
M93	1	2		1	1			2	1	3				1	2		2				2			1	2	1	1	1	2	2	4	1	33
M930		3	1		3		2	1	1	1	1	3	2		2	2	2	1	1	2	2	1	2		2	4		2	1		1	43	
M94	2	2	3				1	3	3	2	4				6		1	2	1	6	3		2	2		2	1	2	1	1	2	52	
M940					3		1		2					1							1											8	
M941																						1	4					1	1			7	
M95		3		3	1	2	2	4		1		1		1		1	3	3	1	2	2		2	1	1	4	2	2	2	2	2	48	
M96	1	2	3	1	1	2	1		2	1		2		3	1	1	1	6	6	1	5	4	1	5	2		1	5	1	2	61		
M97			2	2	1	2	1	1		1		1	1	2	3	2	2	1	2		1		2	1			1		3	1	1	34	
M980		1																								1			1		2	5	
Totals	11	19	11	13	19	12	16	15	12	13	7	16	12	14	20	8	13	16	16	22	17	11	19	17	10	17	10	20	15	17	16	454	

INCIDENT REFUSAL REASON BY SHIFT					
REFUSAL REASON	A - Shift	B - Shift	C - Shift	D - Shift	Total
Refusal AMA	105	72	129	109	415
Refusal Parental	7	6	7	19	39
Total	112	78	136	128	454

911 STATISTICS REPORT FOR PERIOD 03-01-24 to 03-31-24

NATURE	EMS910	EMS940	EMS980	M91	M910	M92	M920	M921	M93	M930	M94	M940	M941	M95	M950	M96	M97	M980	Total
MOTOR VEHICLE ACCIDENT			1	1	1	1	1	1	1	1	1	1	1	1		1	1	1	212
MVA ARREST							1			1									2
MVA AUTO PED						1	1			1	1					1	1		14
MVA BIKE MOTORCYCLE						1	1		1										8
MVA EJECTION																1			1
MVA ENTRAPMENT			1	1			1				1			1					9
MVA HIGH VELOCITY				1		1	1		1	1	1	1		1		1	1	1	18
MVA INVOLVING BUILDING																1			1
MVA ROLL OVER				1	1	1	1	1	1	1	1			1			1		13
MVA UNCONSCIOUS																		1	1
MVA WITH ENTRAPMENT				1							1								2
MVA WITH ROLLOVER											1					1			4
O.B.						1	1		1	1	1	1		1		1	1		19
OVERDOSE				1	1	1	1		1	1	1	1	1	1		1	1		28
OVERDOSE/POISONING				1					1		1			1		1	1	1	9
POSSIBLE D.O.A.					1				1	1	1	1		1		1			9
POSSIBLE DOA						1					1								2
PSYCHIATRIC			1	1	1	1	1		1	1	1	1	1	1		1	1	1	96
RESIDENTIAL FIRE				1		1	1		1	1	1		1				1		17
RESIDENTIAL FIRE MULT																1			1
RESPIRATORY				1	1	1	1	1	1	1	1	1	1	1	1	1	1	1	235
RESPIRATORY ARREST						1					1								2
SEIZURES				1	1	1	1	1	1	1	1	1	1	1		1	1		76
SICK PERSON										1									1
STABBING				1			1												2
STABBING SHOOTING				1			1		1	1	1		1	1					16
STROKE/CVA				1		1					1			1		1			6
STRUCTURE FIRE				1			1												2
STRUCTURE FIRE HIGH LIFE																1			1
TACTICAL MEDICAL RESPONSE				1															1
TRANS/INTERFAC/PALLIATIVE CARE																	1		1
TRAUMATIC INJURIES (SPECIFIC)			1	1			1												4
UNCONSCIOUS PARTY				1	1	1	1	1	1	1	1	1	1	1		1	1	1	149
UNKNOWN PROBLEM				1		1	1		1	1	1	1	1	1		1	1	1	74
VEHICLE FIRE W/EXPOSURES										1									2
Totals	4	2	32	222	16	226	205	11	210	231	251	45	42	185	2	230	164	29	2,107

911 STATISTICS REPORT FOR PERIOD 03-01-24 to 03-31-24

PATIENT TRANSPORTS BY UNIT																																	
UNIT	01	02	03	04	05	06	07	08	09	10	11	12	13	14	15	16	17	18	19	20	21	22	23	24	25	26	27	28	29	30	31	Total	
EMS910	0					0					0						1			1	1					0			1		0	4	
EMS940											2						0										0				0	2	
EMS980			2			3	4								1							3						2		4		19	
M91	4	6	9	4	2	3	3	4	5	3	7	3	7	4	7	2	5	4	3	8	4	3	3	4	4	7	2	5	5	3	7	140	
M910		4					1													3								2				10	
M92	6	7	3	7	1	2	4	4	5	5	5	5	1	3	3	3	7	4	7	6	1	4	3	6	3	6	3	2	3	5	1	125	
M920	5	4	5	9	2	5	3	6	7	6	7	4	3	2	5	4	5	3	6	5	3	3	4	7	5	5	2	4	1	7	5	142	
M921																					2							3	3	3		11	
M93	5	3	4	4	8	4	8	7	4	5	5	5	6	5	6	4	6	9	5	5	5	6	4	2	5	3	4	5	5	5	4	156	
M930	5	5	5	6	5	1	6	5	5	4	4	4	5	9	4	3	4	6	5	5	5	5	5	4	6	4	4	6	6	6	6	153	
M94	5	6	6	10	5	4	7	8	4	5	5	3	3	4	4	4	7	5	6	5	4	6	6	8	5	5	3	3	2	4	5	157	
M940				4	2	2	5		2					1				5		3					2					2		28	
M941	4	1																			4	4	3	2				4	3	1		26	
M95	4	2	5	3	1	7	4	4	5	5	6	2	5	1	6	3	3	3	5	2	3	4	6	6	2	2	2	1	2	4	6	114	
M950																														1	1		2
M96	5	4	4	5	3	3	8	7	5	6	5	4	6	3	6	5	4	3	2	4	3	4	6	2	6	5	4	4	5	5	6	142	
M97	4	5	3	7	2	0	1	3	1	4	5	1	0	2	3	4	8	6	5	3	2	2	6	2	4	6	2	3	3	2	4	103	
M980	2	2			3											3					4				1				3		3	21	
Totals	49	49	46	59	34	34	54	48	43	43	51	31	36	34	45	35	49	49	44	49	41	45	46	43	43	43	26	44	43	52	47	1,355	

911 STATISTICS REPORT FOR PERIOD 03-01-24 to 03-31-24

TRANSPORT DESTINATION SUMMARY BY UNIT																			
TRANSPORT DESTINATION	EMS910	EMS940	EMS980	M91	M910	M92	M920	M921	M93	M930	M94	M940	M941	M95	M950	M96	M97	M980	Total
BEN TAUB HOSPITAL				1						1									1
CHI ST LUKE'S VINTAGE	1			5					21	19	1					19			66
CHI ST LUKE'S WOODLANDS				1										5					6
CHI ST. LUKE'S HEALTH																2			2
CYPRESS CREEK HOSPITAL				1	1		1												3
FALL CREEK REHAB AND HEALTH CENTER											1								1
HCA ER 247 WILLOWBROOK							1												1
HCA ER FALLCREEK						1	4				3	1					7		16
HCA HOUSTON ER 249				1		1	1		6	14						14			37
HCA HOUSTON HEALTHCARE NORTHWEST	2		4	68	3	22	11	1	20	31	6	2	1	71		16	1	6	265
HCA HOUSTON NORTH CYPRESS																1			1
HCA KINGWOOD MEDICAL CENTER						4	2	2			5	1	1				1		16
HEALTH ONE EMERGENCY CARE -KINGWOOD						1													1
HOUSTON METHODIST THE WOODLANDS														1			1		2
KINGWOOD EMERGENCY CENTER			2	1		2					4	2		1			6		18
KINGWOOD MEDICAL CENTER				4		17	27	4	1		41	2	2	2			17	3	120
LYNDON B JOHNSON GENERAL HOSPITAL			1	7		12	25	1	2	1	15	4	2	1		2	3	1	77
MD ANDERSON CANCER CENTER						1						1							2
MEMORIAL HERMANN CONVENIENT CARE CENTER- KINGWOOD																	1		1
MEMORIAL HERMANN GREATER HEIGHTS				4		2				3		1				3			13
MEMORIAL HERMANN HOSPITAL				2		1	2			2		1			1	2			11
MEMORIAL HERMANN NORTHEAST		2	6	5		52	56	3		2	72	13	18	6			59	4	298
MEMORIAL HERMANN SUMMER CREEK EMERGENCY DEPARTMENT				1							3		1				5		10
MEMORIAL HERMANN THE WOODLANDS			1	4	1	2	3		1	4	1			4					21
METHODIST HOSPITAL										1	3						1		5
METHODIST WILLOWBROOK	1		4	27	4	1	4		100	70				3		78		5	297
METHODIST WOODLANDS HOSPITAL				2		1								3					6
TEXAS CHILDRENS HOSPITAL				2		2	3				2			3			1		13
TEXAS CHILDRENS THE WOODLANDS CAMPUS			1	4	1	3	2		5	5			1	14	1	5		2	44
Totals	4	2	19	140	10	125	142	11	156	153	157	28	26	114	2	142	103	21	1,355

911 STATISTICS REPORT FOR PERIOD 03-01-24 to 03-31-24

D:HH:MM:SS **AVERAGE HOSPITAL TO IN-SERVICE TIME** * All units assigned to a response that went enroute in district, NO mutual aid responses

Location Name	Transports	Average Duration	Longest Duration	Total Time At Hospital
BEN TAUB HOSPITAL	1	0:00:15:45	0:00:15:45	0:00:15:45
CHI ST LUKE'S VINTAGE	66	0:00:35:37	0:01:04:51	1:15:11:31
CHI ST LUKE'S WOODLANDS	6	0:00:26:05	0:00:32:21	0:02:36:32
CHI ST. LUKE'S HEALTH	2	0:00:40:38	0:00:53:37	0:01:21:16
CYPRESS CREEK HOSPITAL	3	0:00:19:41	0:00:42:35	0:00:59:04
FALL CREEK REHAB AND HEALTH CENTER	1	0:00:22:09	0:00:22:09	0:00:22:09
HCA ER 247 WILLOWBROOK	1	0:00:26:26	0:00:26:26	0:00:26:26
HCA ER FALLCREEK	16	0:00:17:51	0:00:53:17	0:04:45:47
HCA HOUSTON ER 249	37	0:00:17:14	0:00:49:16	0:10:20:51
HCA HOUSTON HEALTHCARE NORTHWEST	265	0:00:34:36	0:01:32:21	6:08:16:18
HCA HOUSTON NORTH CYPRESS	1	0:00:25:27	0:00:25:27	0:00:25:27
HCA KINGWOOD MEDICAL CENTER	16	0:00:37:36	0:01:01:59	0:10:01:41
HEALTH ONE EMERGENCY CARE -KINGWOOD	1	0:00:26:13	0:00:26:13	0:00:26:13
HOUSTON METHODIST THE WOODLANDS	2	0:00:32:16	0:00:36:42	0:01:04:33
KINGWOOD EMERGENCY CENTER	18	0:00:41:15	0:01:21:59	0:12:22:44
KINGWOOD MEDICAL CENTER	120	0:00:36:21	0:01:32:49	3:00:43:41
LYNDON B JOHNSON GENERAL HOSPITAL	77	0:00:25:39	0:01:01:56	1:08:56:04
MD ANDERSON CANCER CENTER	2	0:00:29:38	0:00:40:42	0:00:59:17
MEMORIAL HERMANN CONVENIENT CARE CENTER-KINGWOOD	1	0:00:18:34	0:00:18:34	0:00:18:34
MEMORIAL HERMANN GREATER HEIGHTS	13	0:00:35:54	0:00:58:56	0:07:46:43
MEMORIAL HERMANN HOSPITAL	11	0:00:31:26	0:00:59:39	0:05:45:52
MEMORIAL HERMANN NORTHEAST	298	0:00:35:40	0:02:00:42	7:09:11:31
MEMORIAL HERMANN SUMMER CREEK EMERGENCY DEPARTMENT	10	0:00:15:08	0:00:24:33	0:02:31:24
MEMORIAL HERMANN THE WOODLANDS	21	0:00:40:57	0:01:11:02	0:14:20:03
METHODIST HOSPITAL	5	0:00:28:47	0:00:36:50	0:02:23:55
METHODIST WILLOWBROOK	297	0:00:36:56	0:01:41:52	7:14:50:29
METHODIST WOODLANDS HOSPITAL	6	0:00:30:02	0:00:47:20	0:03:00:17
TEXAS CHILDRENS HOSPITAL	13	0:00:23:49	0:00:52:44	0:05:09:48
TEXAS CHILDRENS THE WOODLANDS CAMPUS	44	0:00:25:12	0:00:44:09	0:18:28:49
Unspecified	1			
Totals	1,355			

NO TRANSPORT DISPOSITION SUMMARY BY UNIT																		
NO TRANSPORT DISPOSITION	EMS910	EMS940	EMS980	M91	M910	M92	M920	M921	M93	M930	M94	M940	M941	M95	M96	M97	M980	Total
Accidental Activation				1														1
Call Cancelled						1	4		1					2		1		9
Call Complete			1	3		9	2		4	2	6			3	3	3		36
Call Out of Territory															1			1
Call Reassigned	2	1	1	3	1	18	4		3	2	4		1	2	2	3	2	49
Call Referred	1	2	1	8		5	4		7	7	5	2	2	6	6	9	2	67
Call Unfounded				2		3	1		1	3		1		2		3		16
Death on Scene					1	4			2	3	3	1		4	1	2		21
Disregard			3	10		18	4		4	13	16	5	4	6	10	4		97
Disregard,Disregard by Alarm C						1												1
Duplicate Call															1			1
Fire - Call Complete				2					1	1								4
Fire - False Alarm									1									1
No Medical						1								1				2
No Patient Contact				7	1	1	4		3	5	5		1		1	2	1	31
Patient Gone on Arrival						1	1			1								3
Public Assist Only									1	1				1				3
Refusal AMA	1		8	46	2	55	36	1	29	39	44	8	5	43	55	32	5	409
Refusal Parental				7			5		3	3	7		2	5	5	2		39
Unspecified	2		5	8	1	10	11		7	9	16	1		7	9	2		88
Totals	6	3	19	97	6	127	76	1	67	89	106	18	15	82	94	63	10	879

MUTUAL AID PROVIDED BY YOUR DISTRICT

Incident ID	Date	Time	Shift	Unit	Problem	Provided To	Map	Call Disposition
24-03-10414	03/05/2024	13:49:18	D	M95	UNCONSCIOUS PARTY	CC-Cypress Creek EMS	332H	DISREGARD
24-03-11709	03/13/2024	15:32:08	D	M94	28C02J CVA ABNORMAL BREATHING	Atascocita FD	376K	REFUSAL AMA
24-03-11770	03/13/2024	21:38:27	D	M93	CARDIAC	CC-Cypress Creek EMS	330N	CALL COMPLETE
24-03-12779	03/20/2024	01:11:19	B	M920	1A01 MEDICAL CALL	HC-Agency Unknown	NOT FOUND	CALL COMPLETE
24-03-13221	03/22/2024	14:35:05	C	M941	MOTOR VEHICLE ACCIDENT	HC-Agency Unknown	335U	DISREGARD
24-03-13356	03/23/2024	11:30:25	D	M92	UNKNOWN PROBLEM	CC-Cypress Creek EMS	370T	CALL COMPLETE
24-03-13400	03/23/2024	16:37:09	D	M93	UNKNOWN PROBLEM	HC-Agency Unknown	411E	CALL OUT OF TERRITORY
24-03-13498	03/24/2024	03:24:41	D	M930	UNKNOWN PROBLEM	HC-Agency Unknown	NOT FOUND	CALL REFERRED
24-03-13722	03/25/2024	11:00:32	B	M95	MEDICAL CALL	CC-Cypress Creek EMS	332B	CALL COMPLETE
24-03-14226	03/28/2024	14:29:23	C	M94	MOTOR VEHICLE ACCIDENT	HC-Agency Unknown	414H	REFUSAL AMA
24-03-14536	03/30/2024	08:01:32	C	M97	6D02E RESPIRATORY	HC-Agency Unknown	377N	CALL COMPLETE

Total Mutual Aid Responses Provided By Your District: 11