



Harris County Emergency Services District 1
2800 Aldine Bender Road
Houston, Texas 77032

REGULAR BOARD MEETING
April 24, 2024
ROLL CALL OF COMMISSIONERS

APPROVED
Harris County ESD #1
Board of Commissioners

- CATHY SUNDAY, PRESIDENT
- SHIRLEY REED, VICE PRESIDENT
- FRED SCIBUOLA, TREASURER
- VIRGINIA BAZAN, SECRETARY
- PETE SERNA, ASSISTANT TREASURER
- CARYN PAPANTONAKIS, LEGAL COUNSEL TO BOARD
Phone
- MELISSA MORTON, CPA TO THE BOARD

APR 24 2024

President: *Cathy Sunday*
Secretary: *Shirley Reed*



- JEREMY HYDE, HCEC PRESIDENT
- HEATH WHITE, HCEC VP OF OPERATIONS
- KEIR VERNON, HCEC VP OF ADMINISTRATION
- MARK SMITH, HCEC GENERAL COUNSEL

Office: (281) 449-3131
Fax: (281) 227-3335
Email: info@hcesd-1.org



Harris County Emergency Services District 1
2800 Aldine Bender Road
Houston, Texas 77032

REGULAR BOARD OF COMMISSIONERS MEETING
April 24, 2024
SIGN-IN SHEET

ALYSSA HILL

Carr, Riggs + Ingrom

Vince Grainger

AGCM



HARRIS COUNTY EMERGENCY SERVICES DISTRICT #1

**BOARD OF COMMISSIONERS
REGULAR MEETING**

Meeting Date: Wednesday, April 24, 2024
Meeting Time: 10:00 a.m.
Posting Date: Tuesday, April 16, 2024

Location: 2800 Aldine Bender Road
Houston, Texas 77032

APPROVED
Harris County ESD #1
Board of Commissioners

AGENDA

APR 24 2024

President: 
Secretary: 

1. Call to order
2. Moment of Silence and Pledge of Allegiance
3. Roll Call of Commissioners
4. Adoption of agenda
5. Open Forum*
6. Open Comments from the Board of Commissioners
7. Review and possibly approve all Meeting Minutes
8. Report from Building Committee
9. Possible action on Building Committee report
10. Discuss and possibly approve water main upgrade for future station 96
11. Discuss and possibly approve the Morton Accounting Services' monthly report and authorize payment of bills
12. Possible action on The Morton Accounting Services' monthly report
13. Discuss and possibly approve 2023 financial audit
14. Discuss and possibly approve True-Up report by Equitax
15. Discuss and possibly approve excess coverage for District insurance policy
16. Discuss and possibly approve purchase of fleet vehicles
17. Harris County Emergency Corps Report (JH)
18. Possible action on Harris County Emergency Corps Report
19. Adjourn to closed session
 - a. Meeting closed for the purposes to deliberate the appointment, employment, evaluation, reassignment, duties, discipline, or dismissal of a public employee, up to and including Commissioners, Executive Director, Director(s) and potential appointees to the Board of Commissioners - Tex. Gov't Code § 551.074(a) (1).
 - b. Confer with attorney re: pending or threatened litigation - Tex. Gov't Code § 551.071(1) (A).
 - c. Receive advice from attorney regarding legal issues - Tex. Gov't Code § 551.071(2).
 - d. Discussion regarding the purchase, exchange, lease, or value of real property - Tex. Gov't Code § 551.072.
20. Possible action on closed session
21. Announce next Board meeting
22. Adjourn

HARRIS COUNTY EMERGENCY SERVICES
DISTRICT #1


Caryn Papantonakis
Attorney for the District



SEAL

*Persons wishing to speak before the board may speak one time only and will be limited to 5 minutes per speaker

APPROVED
Harris County ESD #1
Board of Commissioners



Harris County Emergency Services District 1
2800 Aldine Bender Road
Houston, Texas 77032

Page 1 of 2

APR 24 2024

President: 

Secretary: 

**HARRIS COUNTY EMERGENCY SERVICES DISTRICT #1
BOARD OF COMMISSIONERS
REGULAR MEETING
MINUTES – March 26, 2024**

1. **Call to Order:** Shirley Reed called the meeting to order at 10:07 am.
2. **Moment of Silence and Pledge of Allegiance:** Shirley Reed called for a moment of silence and followed with the Pledge of Allegiance at 10:07 am.
3. **Roll Call of Commissioners:** Present at call to order were HCESD-1 Commissioners: Vice President Shirley Reed, Secretary Virginia Bazan, Treasurer Fred Scibuola, and Melissa Morton with The Morton Accounting Services along with Legal Counsel Caryn Papantonakis. Also present were Harris County Emergency Corps (HCEC) personnel: President Jeremy Hyde, Vice President of Operations Heath White, Vice President of Administration Keir Vernon, and Executive Assistant Michelle Sterling along with Legal Counsel Mark Smith. Guests present were Vince Grainger with AG/CM. President Cathy Sunday and Asst. Treasurer Pete Serna were not present.
4. **Adoption of Agenda:** Fred Scibuola made a motion to adopt the agenda as presented. Motion carried.
5. **Open Forum:** None.
6. **Open Comments from the Board of Commissioners:** None.
7. **Review and possibly approve all Meeting Minutes:** Motion to approve all meeting minutes as presented was made by Virginia Bazan. Motion carried.
8. **Report from Building Committee:** Vince Grainger gave the following report: Station 93 is running smoothly and have begun interior walls and some electrical and plumbing. They are a couple months ahead of schedule and the budget looks good. Station 96 progress is going well and the existing building was demolished recently. 2 items that could potentially impact the project: 1) The original electrical panel has a delay in shipment so they are looking into other options. He does not believe this will affect the schedule. 2) The MUD district water line connection is a long process. They are currently in the permitting process and have found that they will be required to run another water line in addition to the main line. He is hoping the schedule will stay intact. There may be some cost impact but no quotes as of yet. AG/CM is trying to determine if cost impact will be on HCESD No. 1 or if MUD will be responsible for it; however, it is likely that the MUD district will not be bearing this cost impact. Mr. Grainger hopes to have more information on scheduling and cost impact in the next week.
9. **Possible action on Building Committee report:** None.
10. **Discuss and possibly approve access control for Future Stations 93 and 96:** Mr. Hyde stated that the access control includes the card readers. The access controls connect to the main building and allows personnel to enter with badges. The cost for Station 96 is \$19,754.91 and Station 93 is \$13,049.94. The increased cost for Station 96 is due to the size of the building. Motion to approve the access control for Stations 93 and 96, not to exceed \$32,625.00, was made by Fred Scibuola. Motion carried.

11. **Discuss and possibly approve The Morton Accounting Services' monthly report and authorize payment of bills:** Melissa Morton gave the following report: At the beginning of February, the Harris County Emergency Services District No 1 (HCESD No 1) beginning Operating Fund Balance was \$22,559,011. During the month, HCESD No 1 received \$9,308,946 in revenue – the majority of which came from tax revenue (\$9,198,419). HCESD No 1 processed \$582,399 in disbursements during the month. 94% of this balance is payment to Construction Masters (\$545,426) for Building Improvements. The ending balance as of February 29, 2024 is \$31,285,557. During February, the opening balance for the Texas Class Prime Investment account was \$21,268,953. We received \$13,877 in interest from the CIP account, \$32,313 from the general texpool account, \$40,170 from the Gov HCESD#1 account, and \$7,292 from the Gov Capital Project account. The ending interest rate was 5.4842% for Texas Class Prime and 5.2520% for Texas Class Gov. The ending balance for February was \$28,362,605. The invoices pending board approval total \$3,867,253. This amount is higher than usual due to high payout for Construction Masters as well as 2 invoices from HCEC. Balance on credit card statement is \$1396.54 and included purchases from the recent SafeD trip. This amount will be included in approval today. Audit is progressing and at partner-level review. She anticipates having report from audit at next Board meeting. Motion was made by Fred Scibuola to approve Morton Accounting services' monthly report and authorize payment of bills. Motion carried.
12. **Possible action on The Morton Accounting Services' monthly report:** None.
13. **Discuss and possibly approve purchase of cyber insurance policy:** Jeremy Hyde stated that Pete Serna recognized that the district does not have a cyber insurance policy and highly suggested it. Mr. Serna has reviewed the policy and it is good in his professional opinion. The total annual cost is \$9254.00. Fred Scibuola made a motion to approve purchase of cyber insurance policy in the amount of \$9254.00 beginning April 1, 2024. Motion carried.
14. **Discuss and possibly approve excess coverage for District insurance policy:** Tabled. Motion to table agenda item #14 until further information is provided was made by Fred Scibuola. Motion carried.
15. **Discuss and possibly approve purchase of fleet vehicles:** Tabled. Motion to table agenda item #15 until quotes are provided was made by Fred Scibuola. Motion carried.
16. **Harris County Emergency Corps Report:** HCEC report was given by Mr. Hyde as follows:
 - HCEC responded to 1894 911 calls this month, compared to 1983 in the previous month. Response time is 8:20.
 - HCEC sent our financial and compliance team to the PWW conference to review and update compliance certifications.
 - Dr. Decker and Dr. Guillote attended the National Association of EMS Physicians Texas chapter to review best practices for prehospital medicine.
 - Trimester CE is happening this week. We bring in all of our credentialed medical staff three times per year for training.
 - Vehicle Accidents last month: 0
 - Vehicle Maintenance Reports last month: 14
17. **Possible action on Harris County Emergency Corps Report:** None.
18. **Adjourn to closed session:** None.
19. **Possible action on closed session:** None.
20. **Announce next Board meeting:** The Regular Board of Commissioners meeting will be held on Tuesday, April 30, 2024 at 10:00 am. The meeting will include presentations by HCEC personnel highlighting future goals and past accomplishments for each department.
21. **Adjourn:** Fred Scibuola made a motion to adjourn. Motion carried. Meeting adjourned at 10:37 am.



**HCESD 1 – EMS STATION #93
MONTHLY STATUS REPORT
PERIOD: 4/1/2024 - 4/30/2024**

This is a status summary for HCESD 1 – EMS Station #93 for the period referenced above. This Report may include information that has become available prior to issuance of this report. Information presented within this report is a general indicator of the progress and performance on the project.

OWNER: Harris County ESD #1 POINT OF CONTACT: Jeremy Hyde

DESIGN/BUILD TEAM: Construction Masters POINT OF CONTACT: Dennis Busby

ORIGINAL COMPLETION: 10/1/2024 ORIGINAL CONTRACT: \$3,200,000.00

CURRENT COMPLETION: 8/12/2024 CURRENT CONTRACT: \$3,174,242.56

DAYS EXTENDED: 0 DELIVERY METHOD: Design-Build

PROJECT HEALTH INDICATOR

METRIC	POOR	AT RISK	AVERAGE	GOOD	EXCELLENT
SCHEDULE:				X	
BUDGET:				X	
QUALITY:				X	



Summary of Work During this Period

1. Sitework
 - a. Place remaining paving - Completed
2. Building Shell
 - a. Damp proofing – Completed
 - b. Window installation – Completed
 - c. Exterior door installation – 90% Complete
 - d. Overhead bay door installation – 90% Complete
3. Interior Buildout
 - a. Interior MEP rough-in – 90% Complete

Project Schedule Review

1. Milestones Achieved to Date
 - a. Receipt of permits – 9/23
 - b. Mobilization - 10/23
 - c. Demolition of existing structure – 10/23
 - d. Pour foundation – 12/23
 - e. Structural steel erection – 2/24
 - f. Sitework completed – 4/24
2. Milestones Anticipated Next Period
 - a. Complete building exterior – 5/24
 - b. Complete interior MEP rough-in – 5/24
3. Schedule Performance (Baseline vs Actual)

Current scheduled substantial completion date is 8/12/24 (see attached schedule). This is ahead of the 10/1/24 contractual substantial completion date.



Budget Status

- 1. Contract Status
 - a. Original Contract Value: \$3,200,000.00
 - b. Approved Change Orders: (\$25,757.44)
 - c. Current Contract Value: \$3,174,242.56
 - d. Amount Completed and Stored to Date (incl. retainage): \$1,878,313.40
 - e. Percent Complete to Date: 59.17%

- 2. Change Orders
 - a. Approved Change Orders (\$25,757.44)
 - b. Pending Change Orders \$0.00
 - c. Denied/Declined Change Orders \$0.00

3. Comments

- Below are potential change order items (No formal change proposals received):
- 1. ASI 003 - The site fire line was upsized from 4” to 6”, due to fire sprinkler system flow requirements. Construction Masters is currently looking into potential cost savings areas, with the end goal being a net zero cost change for this ASI. \$7,557.05 per email.
 - 2. Waterline credit – The MUD is requiring that they perform some items already in Construction Masters’ contract. This credit will likely be used as an item to offset ASI 003 costs. (\$8,100.00) per email.
 - 3. Windstorm engineer – Construction Masters informed us recently that the current windstorm engineer has cancer and will not be able to do the project. This service is not necessary, nor required by insurance. (\$6,600.00) per email.
 - 4. Fueling station bollards – Willie Sanders determined that the bollards in the paving surrounding the fuel station area would be unnecessary and in the way. No credit pricing received yet.
 - 5. Concrete credits – Construction Masters determined that the generator pad size could decrease and that the approach drive did not need to be removed/relocated. This credit will likely be used as an item to offset ASI 003 costs. (\$2,954.00) per email. This price is subject to change following further subcontractor coordination.
 - 6. Wall panels in the apparatus bay – The current plans call for metal panels on the walls up to 9’, with sheetrock above. Willie Sanders determined that metal panels from floor to ceiling would be a better solution long-term for maintenance purposes. \$4,500.00 per email.



Construction Quality

1. Non-conforming work this period
 - a. None

2. Critical Observations
 - a. This Period:
 - i. Wall pre-cover walk with project team
 - ii. Remaining paving prep and pour

 - b. Anticipated next Period:
 - i. Ceiling pre-cover walk with project team

 - c. Comments:
 - i. In general, quality has been per plans and specifications.

Pending Issues

1. None

Owner Action Items

1. None

Photos




4/3/24 Remaining paving pour underway



4/4/24 Apparatus bay overhead doors installed




4/12/24 Window install underway



4/18/24 Kitchen progress overview



4/18/24 Apparatus bay progress overview



4/18/24 Building exterior progress overview



HCESD 1 – EMS STATION #96
MONTHLY STATUS REPORT
PERIOD: 4/1/2024 - 4/30/2024

This is a status summary for HCESD 1 – EMS Station #96 for the period referenced above. This Report may include information that has become available prior to issuance of this report. Information presented within this report is a general indicator of the progress and performance on the project.

OWNER:	Harris County ESD #1	POINT OF CONTACT:	Jeremy Hyde
DESIGN/BUILD TEAM:	Construction Masters	POINT OF CONTACT:	Dennis Busby
ORIGINAL COMPLETION:	10/1/2024	ORIGINAL CONTRACT:	\$3,719,000.00
CURRENT COMPLETION:	8/14/2024	CURRENT CONTRACT:	\$3,848,486.65
DAYS EXTENDED:	0	DELIVERY METHOD:	Design-Build

PROJECT HEALTH INDICATOR

METRIC	POOR	AT RISK	AVERAGE	GOOD	EXCELLENT
SCHEDULE:				X	
BUDGET:			X		
QUALITY:				X	



Summary of Work During this Period

1. Sitework
 - a. Site utilities installation – 50% Complete
2. Building Shell
 - a. Rigid insulation installation – Completed
 - b. Window installation – Completed
 - c. Overhead bay door installation – 90% Complete
3. Interior Buildout
 - a. Interior MEP rough-in – 90% Complete

Project Schedule Review

1. Milestones Achieved to Date
 - a. Receipt of permits - 9/23
 - b. Mobilization/contractor move-in to existing building - 10/23
 - c. Pour foundation – 11/23
 - d. Structural steel erection – 2/24
 - e. Demolition of existing structure – 3/24
2. Milestones Anticipated Next Period
 - a. Complete interior MEP rough-in – 5/24
 - b. Complete building exterior – 5/24
 - c. Complete site utilities – 5/24

3. Schedule Performance (Baseline vs Actual)

Current scheduled substantial completion date is 8/14/24 (see attached schedule). This is ahead of the 10/1/24 contractual substantial completion date.

The MUD engineers (Pape-Dawson) informed AGCM on 2/28/24 that during permitting, the city's reviewers have instructed them that additional watermain upgrades will be required in order to receive permits for their original scope of work. This will have additional cost impacts and potentially could have schedule impacts. AGCM has continued to be in constant



communication with Pape-Dawson regarding this matter. Pape-Dawson has indicated that we will be able to separate their original scope and this newly required scope into two projects, so that the original scope can be completed in the original timeline and so that HCESD1 can occupy the building and have water before the planned completion dates. The second portion of the scope can be completed at HCESD1's preferred timing. Pape-Dawson is continuing to work on permitting coordination. Their original estimate for the original scope was for them to complete construction by 7/30/24. AGCM will continue to follow up on this regularly.



Budget Status

1. Contract Status		
a. Original Contract Value:		\$3,719,000.00
b. Approved Change Orders:		\$129,486.65
c. Current Contract Value:		\$3,848,486.65
d. Amount Completed and Stored to Date (incl. retainage):		\$1,922,718.97
e. Percent Complete to Date:		49.96%
2. Change Orders		
a. Approved Change Orders		\$129,486.65
b. Pending Change Orders		\$0.00
c. Denied/Declined Change Orders		\$0.00

3. Comments

Below are potential change order items (No formal change proposals received):

1. ASI 003 - The site fire line was upsized from 4” to 6”, due to fire sprinkler system flow requirements. Construction Masters is currently looking into potential cost savings areas, with the end goal being a net zero cost change for this ASI. \$7,557.06 per email.
2. Windstorm engineer – Construction Masters informed us recently that the current windstorm engineer has cancer and will not be able to do the project. This service is not necessary, nor required by insurance. (\$6,600.00) per email.
3. Fueling station bollards – Willie Sanders determined that the bollards in the paving surrounding the fuel station area would be unnecessary and in the way. No credit pricing received yet.
4. Concrete credits - Construction Masters determined that the generator pad size could decrease. This credit will likely be used as an item to offset ASI 003 costs. (\$714.00) per email. This price is subject to change following further subcontractor coordination.
5. Wall panels in the apparatus bay – The current plans call for metal panels on the walls up to 9’, with sheetrock above. Willie Sanders determined that metal panels from floor to ceiling would be a better solution long-term for maintenance purposes. \$8,500.00 per email.



Construction Quality

1. Non-conforming work this period
 - a. None

2. Critical Observations
 - a. This Period:
 - i. Exterior in-place mockup construction/inspection by project team
 - ii. Observation of site utilities excavation, install, and backfill
 - iii. Wall pre-cover walk with project team

 - b. Anticipated next Period:
 - i. Ongoing exterior in-place mockup construction/inspection by project team
 - ii. Observation of site utilities excavation, install, and backfill
 - iii. Ceiling pre-cover walk with project team
 - iv. Observation of detention pond de-watering and excavation

 - c. Comments:
 - i. In general, quality has been per plans and specifications.

Pending Issues

1. The MUD engineers (Pape-Dawson) informed AGCM on 2/28/24 that during permitting, the city's reviewers have instructed them that additional watermain upgrades will be required in order to receive permits for their original scope of work. This will have additional cost impacts and potentially could have schedule impacts. AGCM has continued to be in constant communication with Pape-Dawson regarding this matter. Pape-Dawson has indicated that we will be able to separate their original scope and this newly required scope into two projects, so that the original scope can be completed in the original timeline and so that HCESD1 can occupy the building and have water before the planned completion dates. The second portion of the scope can be completed at HCESD1's preferred timing. Pape-Dawson is continuing to work on permitting coordination. Their original estimate for the original scope was for them to complete construction by 7/30/24. AGCM will continue to follow up on this regularly.

Owner Action Items

1. Discuss/approve watermain variance and related estimate from the MUD engineer. A subsequent letter from HCESD1 will need to be sent to Houston Public Works authorizing the intent and timing.

Photos



4/4/24 Site utility installation underway



4/12/24 Window installation underway



4/18/24 Building progress overview




4/18/24 Mockup wall progress overview



4/18/24 Apparatus bay overhead doors installed



4/18/24 Apparatus bay progress overview



4/18/24 Kitchen progress overview



4/18/24 Grease trap and sand/oil separator being installed



Harris County Emergency Services District 1
2800 Aldine Bender
Houston, Texas 77032
Board of Commissioners

April 24th, 2024

Houston Public Works
1002 Washington Ave.
Houston, TX 77002

Re: Watermain Upgrade for Harris County EMS 96, ILMS NO. 23120277

To whom it may concern,

This letter is in response to the Infrastructure Design Manual Variance Form related to ILMS No. 23120277. Please let this letter convey that EMS 96 has the intent of looping the water line around EMS 96, thus eliminating the dead end and completing the water line loop. This work will be done separately from the original project scope, which included removal and replacement of approximately 800' of the existing water line with new 8" water line. This additional scope will be completed by 08/01/2029.

Sincerely,

Cathy Sunday
President

APPROVED
Harris County ESD #1
Board of Commissioners

APR 24 2024

President: _____

Secretary: _____

APR 24 2024

EMS Station No. 96 - Water Main Additional Loop					
Item Number	Approx. Quantity	Unit	Item Description	Unit Price	Total Amount
Water Main Items					
1	500	Linear Foot	8-Inch Class 235 C900 (SDR 18) Polyvinyl Chloride (PVC) Water Main, All Depths, I/C All Bends, Fittings, and Tie-ins, As Shown In Plans, Complete In Place	\$ 75.00	\$ 37,500.00
2	100	Linear Foot	8-Inch Class 235 C900 (SDR 18) Polyvinyl Chloride (PVC) Water Main, With Restraint Devices for Pipe Joints and Fittings with 16-Inch Steel Casing, Bore and Jack, Including All Necessary Bore Pits, All Depths, As Shown In Plans, Complete In Place	\$ 190.00	\$ 19,000.00
3	3	Each	8-Inch AWWA Gate Valve, MJ and Box, As Shown In Plans, Complete In Place	\$ 4,500.00	\$ 13,500.00
Water Main Items Subtotal					\$ 70,000.00
Miscellaneous Water Main Items					
4	500	Linear Foot	Trench Safety System Greater Than 5-Feet, Complete In Place	\$ 5.00	\$ 2,500.00
5	1	Lump Sum	Design of Trench Excavation and Shoring Safety Plan, Complete In Place	\$ 750.00	\$ 750.00
6	200	Cubic Yard	Extra Cement-Stabilized Sand, When Authorized by Owner, Complete in Place (Minimum Unit Price of \$20.00 per Cubic Yard)	\$ 20.00	\$ 4,000.00
7	500	Linear Foot	Bedding for Water Main Construction in Dry or Wet Stable Trench (Unsatisfactory Soil Conditions), in Lieu of Specified Bedding of Water main, When Authorized by Owner, Complete in Place (Minimum Unit Price of \$20.00 per Linear Foot)	\$ 20.00	\$ 10,000.00
Miscellaneous Water Main Items Subtotal					\$ 17,250.00
Storm Water Pollution Prevention Plan Items					
8	1	Lump Sum	Compliance with the Texas Commission on Environmental Quality's (TCEQ) Texas Pollutant Discharge Elimination System (TPDES) Regulations Under the State of Texas General Permit No. TXR150000, Including Storm Water Pollution Prevention Plan (SWPPP) Preparation, Filing, Installation, Maintenance, Inspections, Reporting, etc. as Required by Said Permit.	\$ 4,000.00	\$ 4,000.00
9	4	Each	Stage II Standard Inlet Protection Device by Texas Erosion Control or Approved Equal, as Shown in Construction Plans, Including Two Burlap Bags per Inlet, When Authorized by Owner, Complete in Place	\$ 500.00	\$ 2,000.00
10	1,000	Linear Foot	Reinforced Filter Fabric Fence, to be Installed at the Back of Curb and as Shown on the Construction Plans, When Authorized by Owner, Complete in Place	\$ 2.00	\$ 2,000.00
11	1,000	Linear Foot	Removal of Reinforced Filter Fabric Fence to be Properly Disposed of Offsite, When Authorized by Owner, Complete in Place	\$ 0.50	\$ 500.00
Storm Water Pollution Prevention Plan Items Subtotal					\$ 8,500.00
Miscellaneous Items					
12	1	Lump Sum	Move-in and Start-up as Required to Begin Construction Including Hauling of all Excess Spoil Material Offsite, Site Clean-up and Demobilize after Construction Completion	\$ 20,000.00	\$ 20,000.00
13	1	Lump sum	Clearing, Grubbing, Stripping, and Tree Removal as Needed and Hauling Off-site, Complete	\$ 5,000.00	\$ 5,000.00
14	1	Lump Sum	Performance, Maintenance and Payment Bonds for 100 Percent (100%) of the Contract Amount	\$ 10,000.00	\$ 18,000.00
15	1	Lump Sum	Control and Construction Staking for Construction and/or Installation of Water Main and Required Appurtenances, Including, but not Limited to Pipes, Valves, Manholes, and Inlets; Staking for Construction to be Provided by the Engineer; Complete in Place	\$ 7,500.00	\$ 7,500.00
16	1	Lump Sum	Site Restoration of all Grassed Area as Per Harris County Standard Specification 02921, Complete In Place	\$ 10,000.00	\$ 10,000.00
17	1	Lump Sum	Restoration of all damaged / removed hard Surface Due to Pipe Installation Such as Concrete and Asphalt Driveways Including All Backfill and Sub Base, Complete In Place	\$ 10,000.00	\$ 10,000.00
18	1	Lump Sum	Handling of Excavated Material Along Roadway to Ensure it Does Not Impact Traffic and Drainage, Complete In Place	\$ 5,000.00	\$ 5,000.00
19	1	Lump Sum	Traffic Control Measures as per Traffic Control Plans and Harris County Specifications and Removal after Construction Completion, Complete In Place	\$ 5,000.00	\$ 5,000.00
20	1	Lump Sum	Premium to Coordinate and Work in Proximity of Existing Utilities and Residents	\$ 5,000.00	\$ 5,000.00
Miscellaneous Items Subtotal					\$ 85,500.00
Total				\$	181,250.00

President 
Secretary 



HCESD No 1 Monthly Financial Report Summary
April Board Meeting
Wednesday, April 24, 2024

At the beginning of March, the Harris County Emergency Services District No 1 (HCESD No 1) beginning Operating Fund Balance was \$31,285,557. During the month, HCESD No 1 received \$675,776 in revenue – the majority of which came from tax revenue (\$539,814). HCESD No 1 processed \$3,868,650 in disbursements during the month. 95% of this balance is payments to HCEC for monthly services (\$2,760,914) and to Construction Masters (\$932,105) for Building Improvements. The ending balance as of March 31, 2024 is \$28,092,684.

During March, the opening balance for the Texas Class Prime Investment account was \$28,362,605. We received \$13,668 in interest from the CIP account, \$63,943 from the general texpool account, \$43,675 from the Gov HCESD#1 account, and \$7,843 from the Gov Capital Project account. The ending interest rate was 5.4652% for Texas Class Prime and 5.2566% for Texas Class Gov. The ending balance for March was \$27,991,735. See page 4 for the “Investment” Report.

The invoices pending board approval total \$3,729,004 See page 6 for “Unpaid Bills Detail” report.

APPROVED
Harris County ESD #1
Board of Commissioners

APR 24 2024

President: _____

Secretary: _____

**Harris County ESD No 1
General Operating Fund
As of March 31, 2024**

General Operating Fund

BEGINNING BALANCE: 31,285,557.45

REVENUE

Deposits	539,814.07	Tax and Receivable Revenue	
Interest	6,832.21	Savings Interest	
Interest	63,943.28	Texpool Interest	
Interest	13,668.03	Texpool Interest - CIP	
Interest	43,675.09	Texpool Interest - Gov HCESD#1	
Interest	7,843.37	Texpool Interest - Gov Cap Proj	
Total Revenue			675,776.05

DISBURSEMENTS

16031	CenterPoint Energy	3,240.00	Utility
16032	Pete Serna	1,600.00	Commissioner Reimbursement
16033	Professional Ambulance Sales a	85,015.26	Vehicle on Order
16034	Chase Card Services	1,396.54	Credit Card
ACH	Caryn Papantonakis	6,000.00	Legal
ACH	AG CM Inc	19,020.50	Project Management
ACH	Construction Masters	932,105.00	Building Improvements
ACH	Fred Scibuola	1,200.00	Commissioner Reimbursement
ACH	Harris Central Appraisal District	49,358.00	2nd Q 2024 Payment
ACH	HCEC	2,760,914.43	Monthly Payment
ACH	Oak Interactive LLC	450.00	Website Maint
ACH	Radcliffe Bobbitt Adams Polley	2,568.63	Legal
ACH	The Morton Accounting Services	5,781.59	CPA
Total Disbursements			3,868,649.95

ENDING BALANCE: **28,092,683.55**

3/31/2024

Balance

LOCATION OF ASSETS

Prosperity Operating	9,818.01
Prosperity Money Mkt	91,130.96
Texas Class	14,223,454.45
Texas Class - Capital Projects	1,740,643.85
Texas Class - Gov HCESD#1	10,263,504.45
Texas Class - Gov Cap Proj	1,764,131.83

Total Account Balance **28,092,683.55**

Harris County Emergency Services District #1
Quarterly Investment Report
Monthly Fiscal Year 2024
March 31, 2024

Trans Date		Capital Project	PRIME	HCESD#1	Capital Project	TOTAL
		Texas Class	Texas Class	Texas Class GOV	Texas Class GOV	
3/1/2024	Beg. Balance	\$ 3,200,681.34	\$ 13,731,231.17	\$ 9,674,403.84	\$ 1,756,288.46	\$ 28,362,604.81
3/26/2024	Withdrawal		(500,000.00)	-	-	(500,000.00)
3/27/2024	Transfer	(928,280.00)	928,280.00			
3/26/2024	Transfer	(545,425.52)		545,425.52	-	-
3/31/2024	Class 5.4652%	13,668.03	63,943.28		-	77,611.31
3/31/2024	Gov 5.2566%			43,675.09	7,843.37	51,518.46
3/31/2024	End Balance	\$ 1,740,643.85	\$ 14,223,454.45	\$ 10,263,504.45	\$ 1,764,131.83	\$ 27,991,734.58

The investments for the District for the period are in compliance with the Public Funds Investment Act, the District's investment policy and the District's investment strategy.

10:15 AM
04/22/24

Harris County ESD No. 1 - GOF
Unpaid Bills Detail
As of April 22, 2024

Type	Date	Num	Memo	Due Date	Open Balance
AG CM Inc.					
Bill	03/31/2024	11379	Project Management Support #93 & 96 - March 2024	04/10/2024	18,246.80
Total AG CM Inc.					18,246.80
Carr Riggs & Ingram					
Bill	04/01/2024	17895253	2023 Audit Billing	04/11/2024	16,000.00
Total Carr Riggs & Ingram					16,000.00
Caryn Papantonakis					
Bill	04/11/2024		Legal Fees	04/21/2024	6,000.00
Total Caryn Papantonakis					6,000.00
Construction Masters of Houston, Inc.					
Bill	03/31/2024	Pay Request 14-93...	Pay Request 14 - Total Contract \$302,500 MAR 2024	04/10/2024	12,750.00
Bill	03/31/2024	Pay App 007 Const	Pay App 006 93 & 96 Construction Phase MAR 2024	04/10/2024	716,667.31
Total Construction Masters of Houston, Inc.					729,417.31
Fred A Scibuola					
Bill	04/17/2024	APRIL 24 Reimb	April 24 Reimbursement	04/27/2024	1,000.00
Total Fred A Scibuola					1,000.00
HCEC					
Bill	02/29/2024	02944	February 2024	03/10/2024	1,406,784.74
Bill	03/31/2024	02959	March 2024	04/10/2024	1,544,158.56
Total HCEC					2,950,943.30
Oak Interactive, LLC					
Bill	03/31/2024	13912	Monthly Website Maintenance - March	04/10/2024	450.00
Total Oak Interactive, LLC					450.00
Radcliffe Bobbitt Adams Polley					
Bill	03/31/2024	218289	Legal - Elections - MAR 2024	04/10/2024	107.10
Total Radcliffe Bobbitt Adams Polley					107.10
Shirley Reed					
Bill	03/31/2024	Reimb MAR 24	Reimbursement Request February 6- April 1, 2024	04/10/2024	1,800.00
Total Shirley Reed					1,800.00
The Morton Accounting Services					
Bill	03/31/2024	2555	March CPA Services	04/10/2024	5,039.69
Total The Morton Accounting Services					5,039.69
TOTAL					3,729,004.20

**Harris County ESD No. 1 - GOF
Profit & Loss Budget vs. Actual
January through March 2024**

	Jan - Mar 24	Budget	\$ Over Budget	% of Budget
Ordinary Income/Expense				
Income				
41000 · Service Revenue				
41100 · HCEC Ambulance Lease Revenue	21,000.00	84,000.00	-63,000.00	25.0%
41200 · HCEC Property Lease Revenue	136,659.00	546,636.00	-409,977.00	25.0%
Total 41000 · Service Revenue	157,659.00	630,636.00	-472,977.00	25.0%
42000 · Tax Revenues				
42100 · Penalty & Interest	70,064.61	200,000.00	-129,935.39	35.0%
42300 · Tax Revenue	4,277,776.39	23,259,521.00	-18,981,744.61	18.4%
Total 42000 · Tax Revenues	4,347,841.00	23,459,521.00	-19,111,680.00	18.5%
43000 · Other Income				
43100 · Miscellaneous Income	1,202.10	5,000.00	-3,797.90	24.0%
43150 · Proceeds from Sale of Asset	0.00	2,000.00	-2,000.00	0.0%
43200 · Donations & Contributions	5,017.00	12,000.00	-6,983.00	41.8%
43500 · Training & Education	0.00	2,000.00	-2,000.00	0.0%
43550 · Interest Earned on Checking	38,544.34	46,800.00	-8,255.66	82.4%
43700 · Interest Earned on Temp. Invest	289,979.70	750,000.00	-460,020.30	38.7%
Total 43000 · Other Income	334,743.14	817,800.00	-483,056.86	40.9%
Total Income	4,840,243.14	24,907,957.00	-20,067,713.86	19.4%
Gross Profit	4,840,243.14	24,907,957.00	-20,067,713.86	19.4%
Expense				
143502 · Commissions Paid from Levy	20,537.22	75,000.00	-54,462.78	27.4%
162800 · Facilities & Equipment (DNU)				
162805 · Furniture/Equip - Non-Asset	0.00	20,000.00	-20,000.00	0.0%
162840 · Equip Rental & Maintenance	0.00	25,000.00	-25,000.00	0.0%
Total 162800 · Facilities & Equipment (DNU)	0.00	45,000.00	-45,000.00	0.0%
170000 · Capital Purchases				
17001 · Vehicles	0.00	565,000.00	-565,000.00	0.0%
17002 · Buildings	0.00	6,500,000.00	-6,500,000.00	0.0%
Total 170000 · Capital Purchases	0.00	7,065,000.00	-7,065,000.00	0.0%
50000 · Commissioner Salaries and Wages				
50250 · Commissioner Reimbursement	11,003.00	36,000.00	-24,997.00	30.6%
Total 50000 · Commissioner Salaries and W...	11,003.00	36,000.00	-24,997.00	30.6%
51000 · HCEC Program Expense				
51100 · HCEC Contract Expense	4,554,628.73	22,521,140.16	-17,966,511.43	20.2%
Total 51000 · HCEC Program Expense	4,554,628.73	22,521,140.16	-17,966,511.43	20.2%
52000 · Contract Services (DNU)				
52100 · Accounting Fees	15,880.23	55,000.00	-39,119.77	28.9%
52200 · Audit Fees	0.00	23,000.00	-23,000.00	0.0%
52300 · Legal Fees	18,000.00	72,000.00	-54,000.00	25.0%
52350 · Outside Contract Services	53,090.00	100,000.00	-46,910.00	53.1%
52550 · Election Expense	4,761.37	10,000.00	-5,238.63	47.6%
Total 52000 · Contract Services (DNU)	91,731.60	260,000.00	-168,268.40	35.3%
53000 · Operations (DNU)				
53150 · Dues & Subscriptions	1,350.00	14,000.00	-12,650.00	9.6%
53200 · Postage	0.00	300.00	-300.00	0.0%
53250 · Computer/Software Support	866.92	1,000.00	-133.08	86.7%
53300 · Printing & Copying	24.50	250.00	-225.50	9.8%
53350 · Legal Notices & Filing Fees	0.00	13,000.00	-13,000.00	0.0%
53400 · Office Supplies	54.20	1,000.00	-945.80	5.4%
Total 53000 · Operations (DNU)	2,295.62	29,550.00	-27,254.38	7.8%

10:24 AM

04/22/24

Accrual Basis

**Harris County ESD No. 1 - GOF
Profit & Loss Budget vs. Actual
January through March 2024**

	Jan - Mar 24	Budget	\$ Over Budget	% of Budget
54000 · General and Admin Expenses				
54150 · Insurance - Gen Liab-Err & Omis	80,713.00	77,000.00	3,713.00	104.8%
54200 · Insurance - Treasurer's Bond	0.00	2,000.00	-2,000.00	0.0%
54300 · Other Costs (Contengency Funds)	0.00	4,000.00	-4,000.00	0.0%
54400 · HCAD Qtr Expenses	49,358.00	160,000.00	-110,642.00	30.8%
54450 · Depreciation Expense	0.00	2,750,000.00	-2,750,000.00	0.0%
54500 · Bad Debt Expence-Taxes	0.00	0.00	0.00	0.0%
54600 · Travel & Meetings	113.70	10,000.00	-9,886.30	1.1%
54650 · Conference, Conven & Meetings	0.00	6,000.00	-6,000.00	0.0%
54700 · Travel/Lodging	1,336.44	10,000.00	-8,663.56	13.4%
54800 · Repairs & Maintenance (DNU)	0.00	10,000.00	-10,000.00	0.0%
Total 54000 · General and Admin Expenses	131,521.14	3,029,000.00	-2,897,478.86	4.3%
60000 · Interest Expense	0.00	154,280.00	-154,280.00	0.0%
61000 · Loan Costs	0.00	1,037,000.00	-1,037,000.00	0.0%
Total Expense	4,811,717.31	34,251,970.16	-29,440,252.85	14.0%
Net Ordinary Income	28,525.83	-9,344,013.16	9,372,538.99	-0.3%
Other Income/Expense				
Other Income				
71000 · Gain/Loss on Sale of Asset	0.00	2,000.00	-2,000.00	0.0%
Total Other Income	0.00	2,000.00	-2,000.00	0.0%
Net Other Income	0.00	2,000.00	-2,000.00	0.0%
Net Income	28,525.83	-9,342,013.16	9,370,538.99	-0.3%

10:20 AM

04/22/24

Accrual Basis

Harris County ESD No. 1 - GOF
Balance Sheet Prev Year Comparison
As of March 31, 2024

	Mar 31, 24	Mar 31, 23	\$ Change	% Change
ASSETS				
Current Assets				
Checking/Savings				
11000 · Prosperity Operating Account	9,818.01	17,631.50	-7,813.49	-44.3%
11050 · Prosperity Money Mkt	91,130.96	565,769.96	-474,639.00	-83.9%
11350 · Texas Class Investment	14,223,454.45	19,970,258.61	-5,746,804.16	-28.8%
11351 · Texas Class Capital Projects	1,740,643.85	6,079,328.91	-4,338,685.06	-71.4%
11352 · Texas Class Gov HCESD#1	10,263,504.45	0.00	10,263,504.45	100.0%
11353 · TexasClass Gov Capital Projects	1,764,131.83	0.00	1,764,131.83	100.0%
Total Checking/Savings	28,092,683.55	26,632,988.98	1,459,694.57	5.5%
Accounts Receivable				
11001 · *Accounts Receivable	11.57	11.57	0.00	0.0%
Total Accounts Receivable	11.57	11.57	0.00	0.0%
Other Current Assets				
11500 · Accounts Receivable				
11510 · Current Taxes Receivables	5,604,611.42	8,479,747.01	-2,875,135.59	-33.9%
11520 · Delinquent Taxes Receivable	2,172,063.68	2,050,511.69	121,551.99	5.9%
11590 · Allowance Doubtful Accts-Tax	-1,803,020.00	-1,603,020.00	-200,000.00	-12.5%
11500 · Accounts Receivable - Other	17,125.50	17,125.50	0.00	0.0%
Total 11500 · Accounts Receivable	5,990,780.60	8,944,364.20	-2,953,583.60	-33.0%
11600 · Fees for Services Receivable				
11610 · Service Fee Receivable	63,984,734.72	63,984,734.72	0.00	0.0%
11650 · Allowance for Bad Debt	-63,984,734.72	-63,984,734.72	0.00	0.0%
Total 11600 · Fees for Services Receivable	0.00	0.00	0.00	0.0%
11800 · Prepaid Expense				
11810 · Prepaid Other	106,067.09	122,378.95	-16,311.86	-13.3%
Total 11800 · Prepaid Expense	106,067.09	122,378.95	-16,311.86	-13.3%
11900 · Lease Receivable				
	2,432,248.45	3,011,399.00	-579,150.55	-19.2%
Total Other Current Assets	8,529,096.14	12,078,142.15	-3,549,046.01	-29.4%
Total Current Assets	36,621,791.26	38,711,142.70	-2,089,351.44	-5.4%
Fixed Assets				
15000 · Vehicle Assets				
15010 · Vehicles	3,548,268.18	3,885,519.02	-337,250.84	-8.7%
Total 15000 · Vehicle Assets	3,548,268.18	3,885,519.02	-337,250.84	-8.7%
16000 · Land				
16010 · Land- 1620 Isom Property	235,546.58	235,546.58	0.00	0.0%
16020 · Land- Fallbrook Property	30,809.15	30,809.15	0.00	0.0%
16030 · Land- Old Humble Rd Property	117,980.67	117,980.67	0.00	0.0%
16040 · Land- 2800 Aldine Bender	309,467.00	309,467.00	0.00	0.0%
16000 · Land - Other	1,060,779.93	1,060,779.93	0.00	0.0%
Total 16000 · Land	1,754,583.33	1,754,583.33	0.00	0.0%
17000 · Furniture and Equipment				
17010 · Off. & Maint Equipment	1,502,065.10	1,502,065.10	0.00	0.0%
17020 · Medical Equipment	3,879,620.69	3,879,620.69	0.00	0.0%
17030 · Software & License Agreements	70,320.84	70,320.84	0.00	0.0%
17040 · Furniture & Fixtures	247,256.48	247,256.48	0.00	0.0%
17050 · Communication Cntr New Station	473,980.26	473,980.26	0.00	0.0%
17000 · Furniture and Equipment - Other	14,850.00	14,850.00	0.00	0.0%
Total 17000 · Furniture and Equipment	6,188,093.37	6,188,093.37	0.00	0.0%

No assurance is provided on these financial statements

10:20 AM

04/22/24

Accrual Basis

Harris County ESD No. 1 - GOF
Balance Sheet Prev Year Comparison
As of March 31, 2024

	Mar 31, 24	Mar 31, 23	\$ Change	% Change
18000 · Building and Improvements				
18010 · 1620 Isom Admin Bldg	488,507.62	488,507.62	0.00	0.0%
18020 · 2800 Aldine Bender Bldg	5,810,117.91	5,810,117.91	0.00	0.0%
18030 · 7710 Fallbrook Station	476,537.75	476,537.75	0.00	0.0%
18040 · 10512 Airline Station	238,339.00	238,339.00	0.00	0.0%
18050 · 6310 Aldine Bender Station	523,695.00	523,695.00	0.00	0.0%
18060 · Station #92	3,761,643.25	3,761,643.25	0.00	0.0%
18061 · Station #93	1,848,483.21	0.00	1,848,483.21	100.0%
18070 · Station #94	2,856,734.31	2,856,734.31	0.00	0.0%
18080 · Station #97	1,989,080.11	1,989,080.11	0.00	0.0%
18090 · Station #96	1,845,091.54	0.00	1,845,091.54	100.0%
18000 · Building and Improvements - Other	418,616.00	247,125.00	171,491.00	69.4%
Total 18000 · Building and Improvements	20,256,845.70	16,391,779.95	3,865,065.75	23.6%
19000 · Accumulated Depreciation	-14,865,691.77	-13,501,730.11	-1,363,961.66	-10.1%
Total Fixed Assets	16,882,098.81	14,718,245.56	2,163,853.25	14.7%
Other Assets				
19500 · Call Center License				
19550 · Old Comm Center Other	800,000.00	800,000.00	0.00	0.0%
Total 19500 · Call Center License	800,000.00	800,000.00	0.00	0.0%
Total Other Assets	800,000.00	800,000.00	0.00	0.0%
TOTAL ASSETS	54,303,890.07	54,229,388.26	74,501.81	0.1%
LIABILITIES & EQUITY				
Liabilities				
Current Liabilities				
Accounts Payable				
20000 · Accounts Payable	3,728,335.60	56,512.24	3,671,823.36	6,497.4%
20050 · Unclaimed Property	354.35	354.35	0.00	0.0%
Total Accounts Payable	3,728,689.95	56,866.59	3,671,823.36	6,456.9%
Other Current Liabilities				
22000 · Accrued Expenses				
22200 · Interest Payable	18,881.84	20,960.98	-2,079.14	-9.9%
Total 22000 · Accrued Expenses	18,881.84	20,960.98	-2,079.14	-9.9%
22500 · Deferred inflow of res - Leases	2,410,731.95	3,013,415.00	-602,683.05	-20.0%
23000 · Other Payables				
23020 · Deferred Taxes	23,289,026.47	21,741,888.75	1,547,137.72	7.1%
Total 23000 · Other Payables	23,289,026.47	21,741,888.75	1,547,137.72	7.1%
24000 · Current Notes Payable				
24050 · Government Capital Debt	463,797.07	457,371.46	6,425.61	1.4%
24055 · Government Capital Debt 2021	572,330.45	561,934.67	10,395.78	1.9%
24060 · Stryker Equipment	0.00	392,464.75	-392,464.75	-100.0%
Total 24000 · Current Notes Payable	1,036,127.52	1,411,770.88	-375,643.36	-26.6%
Total Other Current Liabilities	26,754,767.78	26,188,035.61	566,732.17	2.2%
Total Current Liabilities	30,483,457.73	26,244,902.20	4,238,555.53	16.2%

10:20 AM

04/22/24

Accrual Basis

Harris County ESD No. 1 - GOF
Balance Sheet Prev Year Comparison
As of March 31, 2024

	<u>Mar 31, 24</u>	<u>Mar 31, 23</u>	<u>\$ Change</u>	<u>% Change</u>
Long Term Liabilities				
25000 · Long Term Debt				
25050 · Note Payable - Government Cap	4,214,808.18	4,678,605.25	-463,797.07	-9.9%
25055 · Note Payable - Govern Cap 2021	4,314,007.15	4,886,337.61	-572,330.46	-11.7%
Total 25000 · Long Term Debt	<u>8,528,815.33</u>	<u>9,564,942.86</u>	<u>-1,036,127.53</u>	<u>-10.8%</u>
Total Long Term Liabilities	<u>8,528,815.33</u>	<u>9,564,942.86</u>	<u>-1,036,127.53</u>	<u>-10.8%</u>
Total Liabilities	39,012,273.06	35,809,845.06	3,202,428.00	8.9%
Equity				
30000 · Opening Bal Equity	5,996,412.00	5,996,412.00	0.00	0.0%
30100 · Unassigned Fund Balance	7,851,679.15	6,379,761.67	1,471,917.48	23.1%
30400 · Unrestricted Net Assets	1,415,000.03	1,415,000.03	0.00	0.0%
Net Income	28,525.83	4,628,369.50	-4,599,843.67	-99.4%
Total Equity	<u>15,291,617.01</u>	<u>18,419,543.20</u>	<u>-3,127,926.19</u>	<u>-17.0%</u>
TOTAL LIABILITIES & EQUITY	<u><u>54,303,890.07</u></u>	<u><u>54,229,388.26</u></u>	<u><u>74,501.81</u></u>	<u><u>0.1%</u></u>

10:28 AM

**Harris County ESD No. 1 - GOF
Profit & Loss Detail
January through March 2024**

04/22/24

Accrual Basis

Type	Date	Num	Adj	Name	Memo	Amount
Ordinary Income/Expense						
Income						
41000 · Service Revenue						
41100 · HCEC Ambulance Lease Revenue						
Bill	01/31/2024	02943		HCEC	Master Lease for Vehicles	7,000.00
Bill	02/29/2024	02944		HCEC	Master Lease for Vehicles	7,000.00
Bill	03/31/2024	02959		HCEC	Master Lease for Vehicles	7,000.00
Total 41100 · HCEC Ambulance Lease Revenue						21,000.00
41200 · HCEC Property Lease Revenue						
Bill	01/31/2024	02943		HCEC	Original Agreement	45,553.00
Bill	02/29/2024	02944		HCEC	Original Agreement	45,553.00
Bill	03/31/2024	02959		HCEC	Original Agreement	45,553.00
Total 41200 · HCEC Property Lease Revenue						136,659.00
Total 41000 · Service Revenue						157,659.00
42000 · Tax Revenues						
42100 · Penalty & Interest						
Deposit	01/11/2024			Harris County Tax Office	P&I	0.00
Deposit	01/11/2024			Harris County Tax Office	Deliquent P&I	1,623.31
Deposit	01/16/2024			Harris County Tax Office	P&I	0.00
Deposit	01/16/2024			Harris County Tax Office	Deliquent P&I	3,525.96
Deposit	01/18/2024			Harris County Tax Office	P&I	0.00
Deposit	01/18/2024			Harris County Tax Office	Deliquent P&I	576.43
Deposit	01/25/2024			Harris County Tax Office	P&I	0.00
Deposit	01/25/2024			Harris County Tax Office	Deliquent P&I	841.12
Deposit	01/26/2024			Harris County Tax Office	-MULTIPLE-	0.00
Deposit	01/29/2024			Harris County Tax Office	P&I	0.00
Deposit	01/29/2024			Harris County Tax Office	Deliquent P&I	1,248.30
Deposit	02/01/2024			Harris County Tax Office	P&I	0.00
Deposit	02/01/2024			Harris County Tax Office	Deliquent P&I	1,927.59
Deposit	02/02/2024			Harris County Tax Office	-MULTIPLE-	0.00
Deposit	02/05/2024			Harris County Tax Office	P&I	0.00
Deposit	02/05/2024			Harris County Tax Office	Deliquent P&I	1,313.12
Deposit	02/06/2024			Harris County Tax Office	P&I	0.00
Deposit	02/06/2024			Harris County Tax Office	Deliquent P&I	724.63
Deposit	02/07/2024			Harris County Tax Office	P&I	0.00
Deposit	02/07/2024			Harris County Tax Office	Deliquent P&I	266.85
Deposit	02/12/2024			Harris County Tax Office	P&I	0.00
Deposit	02/12/2024			Harris County Tax Office	Deliquent P&I	1,687.78
Deposit	02/13/2024			Harris County Tax Office	P&I	0.00
Deposit	02/13/2024			Harris County Tax Office	Deliquent P&I	826.22
Deposit	02/14/2024			Harris County Tax Office	-MULTIPLE-	0.00
Deposit	02/15/2024			Harris County Tax Office	-MULTIPLE-	5,708.80
Deposit	02/16/2024			Harris County Tax Office	-MULTIPLE-	0.00
Deposit	02/20/2024			Harris County Tax Office	-MULTIPLE-	7,275.75
Deposit	02/23/2024			Harris County Tax Office	-MULTIPLE-	2,981.69
Deposit	02/28/2024			Harris County Tax Office	-MULTIPLE-	8,234.86
Deposit	03/01/2024			Harris County Tax Office	-MULTIPLE-	0.00
Deposit	03/05/2024			Harris County Tax Office	-MULTIPLE-	8,641.12
Deposit	03/06/2024			Harris County Tax Office	-MULTIPLE-	141.06
Deposit	03/07/2024			Harris County Tax Office	-MULTIPLE-	2,640.94
Deposit	03/11/2024			Harris County Tax Office	-MULTIPLE-	0.00
Deposit	03/13/2024			Harris County Tax Office	-MULTIPLE-	7,650.41
Deposit	03/18/2024			Harris County Tax Office	-MULTIPLE-	0.00
Deposit	03/19/2024			Harris County Tax Office	P&I	0.17
Deposit	03/19/2024			Harris County Tax Office	Deliquent P&I	0.00
Deposit	03/21/2024			Harris County Tax Office	-MULTIPLE-	4,779.16
Deposit	03/22/2024			Harris County Tax Office	-MULTIPLE-	3,535.97
Deposit	03/27/2024			Harris County Tax Office	-MULTIPLE-	3,899.20
Deposit	03/29/2024			Harris County Tax Office	P&I	14.17
Deposit	03/29/2024			Harris County Tax Office	Deliquent P&I	0.00
Total 42100 · Penalty & Interest						70,064.61
42300 · Tax Revenue						
Deposit	01/11/2024			Harris County Tax Office	Current Levy	676,014.86
Deposit	01/16/2024			Harris County Tax Office	Current Levy	617,141.98
Deposit	01/18/2024			Harris County Tax Office	Current Levy	806,958.27
Deposit	01/25/2024			Harris County Tax Office	Current Levy	1,022,235.15
Deposit	01/29/2024			Harris County Tax Office	Current Levy	1,155,426.13
Total 42300 · Tax Revenue						4,277,776.39
Total 42000 · Tax Revenues						4,347,841.00
43000 · Other Income						

No assurance is provided on these financial statements

10:28 AM

04/22/24

Accrual Basis

Harris County ESD No. 1 - GOF
Profit & Loss Detail
 January through March 2024

Type	Date	Num	Adj	Name	Memo	Amount
43100 · Miscellaneous Income						
Deposit	02/16/2024			Harris County Tax Office	Interest Jan 1 to Jan 31, 2024	1,202.10
Total 43100 · Miscellaneous Income						1,202.10
43200 · Donations & Contributions						
Deposit	01/29/2024	16027		Harris County Utility District No 15	Monthly Collections	1,685.83
Deposit	03/28/2024			Harris County Utility District No 15	Deposit	853.99
Deposit	03/28/2024			Harris County Utility District No 15	Deposit	808.14
Deposit	03/28/2024			Harris County Utility District No 15	Deposit	1,669.04
Total 43200 · Donations & Contributions						5,017.00
43550 · Interest Earned on Checking						
Deposit	01/31/2024				Interest	21,669.59
Deposit	02/29/2024				Interest	16,874.75
Total 43550 · Interest Earned on Checking						38,544.34
43700 · Interest Earned on Temp. Invest						
Deposit	01/31/2024				Interest	6,444.19
Deposit	01/31/2024				Interest	14,916.15
Deposit	01/31/2024				Interest	25,215.61
Deposit	01/31/2024				Interest	13,789.89
Deposit	02/29/2024				Interest	32,313.37
Deposit	02/29/2024				Interest	13,876.56
Deposit	02/29/2024				Interest	40,169.59
Deposit	02/29/2024				Interest	7,292.36
Deposit	02/29/2024				Interest	6,832.21
Deposit	03/31/2024				Interest	63,943.28
Deposit	03/31/2024				Interest	13,668.03
Deposit	03/31/2024				Interest	43,675.09
Deposit	03/31/2024				Interest	7,843.37
Total 43700 · Interest Earned on Temp. Invest						289,979.70
Total 43000 · Other Income						334,743.14
Total Income						4,840,243.14
Gross Profit						4,840,243.14
Expense						
143502 · Commissions Paid from Levy						
Deposit	01/11/2024			Harris County Tax Office	Adj/Fees	6,839.30
Deposit	01/16/2024			Harris County Tax Office	Adj/Fees	6,270.44
Deposit	01/18/2024			Harris County Tax Office	Adj/Fees	8,035.15
Deposit	01/25/2024			Harris County Tax Office	Adj/Fees	9,866.54
Deposit	01/26/2024			Harris County Tax Office	Adj/Fees	-1,931.34
Deposit	01/29/2024			Harris County Tax Office	Adj/Fees	11,611.84
Deposit	02/01/2024			Harris County Tax Office	Adj./Fees	-18,789.16
Deposit	03/18/2024			Harris County Tax Office	Adj./Fees	-1,365.55
Total 143502 · Commissions Paid from Levy						20,537.22
50000 · Commissioner Salaries and Wages						
50250 · Commissioner Reimbursement						
Bill	01/24/2024	JAN ...		Fred A Scibuola	JAN 24 Reimbursement	1,200.00
Bill	01/25/2024	Reim...		Shirley Reed	Reimbursement Request January 3- January 16, 2024	800.00
Bill	01/31/2024	JAN ...		Pete Serna	Training/Insurance Mtg/Board Mtg	600.00
Bill	02/13/2024	2024 ...		Cathy Sunday_	Commissioner Reimbursement 2024	2,600.00
Bill	02/16/2024	FEB ...		Fred A Scibuola	FEB 24 Reimbursement	1,003.00
Bill	02/23/2024	Reim...		Shirley Reed	Reimbursement Request January 19- January 29, 2024	800.00
Bill	02/29/2024	FEB ...		Pete Serna	Ins Mtg/Safe-D Conf/Board Mtg	1,000.00
Bill	03/19/2024	MAR ...		Fred A Scibuola	March 24 Reimbursement	1,200.00
Bill	03/31/2024	Reim...		Shirley Reed	Reimbursement Request February 6- April 1, 2024	1,800.00
Total 50250 · Commissioner Reimbursement						11,003.00
Total 50000 · Commissioner Salaries and Wages						11,003.00
51000 · HCEC Program Expense						
51100 · HCEC Contract Expense						
Bill	01/31/2024	02943		HCEC	Rate \$984.21 @ 1983 Trips less (\$453,109)	1,498,579.43
Bill	02/29/2024	02944		HCEC	Rate \$984.21 @ 1894 Trips less (\$404,756)	1,459,337.74
Bill	03/31/2024	02959		HCEC	Rate \$984.21 @ 2110Trips less (\$479,971.54)	1,596,711.56
Total 51100 · HCEC Contract Expense						4,554,628.73
Total 51000 · HCEC Program Expense						4,554,628.73

No assurance is provided on these financial statements

10:28 AM

04/22/24

Accrual Basis

Harris County ESD No. 1 - GOF Profit & Loss Detail January through March 2024

Type	Date	Num	Adj	Name	Memo	Amount
52000 · Contract Services (DNU)						
52100 · Accounting Fees						
Bill	01/31/2024	2528		The Morton Accounting Services	January CPA Services	5,941.62
Bill	02/29/2024	2539		The Morton Accounting Services	February CPA Services	4,907.32
Bill	03/31/2024	2555		The Morton Accounting Services	March CPA Services	5,031.29
Total 52100 · Accounting Fees						15,880.23
52300 · Legal Fees						
Bill	01/11/2024			Caryn Papantonakis	Legal Fees	6,000.00
Bill	02/11/2024			Caryn Papantonakis	Legal Fees	6,000.00
Bill	03/11/2024			Caryn Papantonakis	Legal Fees	6,000.00
Total 52300 · Legal Fees						18,000.00
52350 · Outside Contract Services						
Bill	01/31/2024	11183		AG CM Inc.	Project Management Support #93 & 96 - January 2024	15,822.70
Bill	02/29/2024	1127...		AG CM Inc.	Project Management Support #93 & 96 - February 2024	19,020.50
Bill	03/31/2024	11379		AG CM Inc.	Project Management Support #93 & 96 - March 2024	18,246.80
Total 52350 · Outside Contract Services						53,090.00
52550 · Election Expense						
Bill	01/31/2024	218065		Radcliffe Bobbitt Adams Polley	Legal - Elections - JAN 2024	2,085.64
Bill	02/29/2024	218239		Radcliffe Bobbitt Adams Polley	Legal - Elections - FEB 2024	2,568.63
Bill	03/31/2024	218289		Radcliffe Bobbitt Adams Polley	Legal - Elections - MAR 2024	107.10
Total 52550 · Election Expense						4,761.37
Total 52000 · Contract Services (DNU)						91,731.60
53000 · Operations (DNU)						
53150 · Dues & Subscriptions						
Bill	01/31/2024	13858		Oak Interactive, LLC	Monthly Website Maintenance -January	450.00
Bill	02/29/2024	13886		Oak Interactive, LLC	Monthly Website Maintenance - February	450.00
Bill	03/31/2024	13912		Oak Interactive, LLC	Monthly Website Maintenance - March	450.00
Total 53150 · Dues & Subscriptions						1,350.00
53250 · Computer/Software Support						
Bill	02/29/2024	2539		The Morton Accounting Services	Quickbooks Annual Subscription	866.92
Total 53250 · Computer/Software Support						866.92
53300 · Printing & Copying						
Bill	01/31/2024	2528		The Morton Accounting Services	Copies	8.75
Bill	02/29/2024	2539		The Morton Accounting Services	Copies	7.35
Bill	03/31/2024	2555		The Morton Accounting Services	Copies	8.40
Total 53300 · Printing & Copying						24.50
53400 · Office Supplies						
Bill	01/31/2024	2528		The Morton Accounting Services	1099 Forms, Envelopes, Mailing, & E-filing	54.20
Total 53400 · Office Supplies						54.20
Total 53000 · Operations (DNU)						2,295.62
54000 · General and Admin Expenses						
54150 · Insurance - Gen Liab-Err & Omis						
Bill	01/02/2024	2024-...		VFIS of Texas	HARC0-1 Insurance Coverage - 1/1/24 to 1/1/25	80,713.00
Total 54150 · Insurance - Gen Liab-Err & Omis						80,713.00
54400 · HCAD Qtr Expenses						
Bill	02/29/2024	CI-00...		Harris Central Appraisal District	2nd Qtr Quarterly 2024 Assessment	49,358.00
Total 54400 · HCAD Qtr Expenses						49,358.00
54600 · Travel & Meetings						
Bill	02/16/2024	FEB ...		Fred A Scibuola	FEB 24 Reimbursement	53.60
Bill	02/29/2024	Feb 2...		Chase Card Services	Gas	60.10
Total 54600 · Travel & Meetings						113.70
54700 · Travel/Lodging						
Bill	02/29/2024	Feb 2...		Chase Card Services	Westin Hotels	1,336.44
Total 54700 · Travel/Lodging						1,336.44
Total 54000 · General and Admin Expenses						131,521.14

10:28 AM

04/22/24

Accrual Basis

Harris County ESD No. 1 - GOF
Profit & Loss Detail
January through March 2024

Type	Date	Num	Adj	Name	Memo	Amount
Total Expense						<u>4,811,717.31</u>
Net Ordinary Income						<u>28,525.83</u>
Net Income						<u><u>28,525.83</u></u>



AG|CM, Inc.
P.O. Box 2682
1101 Ocean Drive (78404)
Corpus Christi, TX 78403
361-882-0469

Harris County ESD #1
Attn: Jeremy Hyde
2800 Aldine Bender Rd.
Houston, TX 77032

Invoice number 11379
Date 04/01/2024

Project **22-012P Harris County ESD 1 Stations
93 and 96**

Billing Period 03/01/2024 - 03/31/2024

Invoice Summary

Description	Contract Amount	Total Billed	Prior Billed	Current Billed	Remaining	Percent Complete
PROJECT MANAGEMENT SUPPORT	259,140.00	202,698.35	186,874.85	15,823.50	56,441.65	78.22
SURVEY SERVICE AT 1.10						
CO IDS SURVEYING	10,051.80	10,051.80	10,051.80	0.00	0.00	100.00
CO ENVIORMENTAL/ASBESTOS	17,930.00	16,830.00	16,830.00	0.00	1,100.00	93.87
CO GOETECH	12,100.00	12,100.00	12,100.00	0.00	0.00	100.00
CO CMT	51,033.40	32,290.50	29,867.20	2,423.30	18,742.90	63.27
Subtotal	91,115.20	71,272.30	68,849.00	2,423.30	19,842.90	78.22
Total	350,255.20	273,970.65	255,723.85	18,246.80	76,284.55	78.22

Professional Fees

	Hours	Rate	Billed Amount
Project Manager			
Dhinaker Thangavelu	8.50	137.00	1,164.50
Fletcher G. Love	60.00	137.00	8,220.00
George V. Grainger, Jr.	47.00	137.00	6,439.00
Professional Fees subtotal	115.50		15,823.50

Professional Fees

	Units	Rate	Billed Amount
Other Consultant			
Alpha Testing, LLC	1.00	2,423.30	2,423.30
Invoice total			18,246.80

Aging Summary

Invoice Number	Invoice Date	Outstanding	Current	Over 30	Over 60	Over 90	Over 120
11379	04/01/2024	18,246.80	18,246.80				
Total		18,246.80	18,246.80	0.00	0.00	0.00	0.00

Approved by:

Christopher L. Majors
Vice President of East & South Regions

NOTE:

Please send all accounts receivable correspondent to ar@agcm.com.

IMPORTANT PAYMENT INFORMATION:

Please call to verify any changes to our ACH information at 361-882-0469 ext 311 or 361-215-1533 (Brenda Brewer's cell) prior to making the changes.

REMIT PAYMENT TO:

AGICM, Inc.
P.O. Box 2682
Corpus Christi, TX 78403

Invoice Supporting Detail

22-012P Harris County ESD 1 Stations 93 and 96
 PROJECT MANAGEMENT SUPPORT
 Preconstruction & Design

Phase Status: Active

Billing Cutoff: 03/31/2024

Date	Units	Rate	Amount
Subtotal			0.00
total			0.00

WIP Status:

**PROJECT MANAGEMENT SUPPORT
 Construction Phase**

Phase Status: Active

Billing Cutoff: 03/31/2024

Date	Units	Rate	Amount
------	-------	------	--------

Labor WIP Status: Billable

Project Manager

Dhinaker Thangavelu

Billable Time	03/06/2024	1.50	137.00	205.50
<i>- Review Pay App # 6</i>				
<i>- Phone conversation with Vince to discuss status of project</i>				
Billable Time	03/07/2024	4.00	137.00	548.00
<i>Jobsite visit to attend OAC Meeting & discussions with Construction Masters and Martinez Architects</i>				
Billable Time	03/11/2024	0.50	137.00	68.50
<i>Emails, review Pay App</i>				
Billable Time	03/14/2024	1.00	137.00	137.00
<i>Project Monthly Update Meeting with Vince & Fletch</i>				
Billable Time	03/15/2024	0.50	137.00	68.50
<i>MUD coordination emails pertaining to EMS 96</i>				
Billable Time	03/21/2024	1.00	137.00	137.00
<i>Attend OAC Meeting</i>				
Subtotal			8.50	1,164.50

Fletcher G. Love

Billable Time	03/01/2024	4.00	137.00	548.00
<i>Meet Kenny on Site for both projects, talk to project superintendents, photos, daily reports</i>				
Billable Time	03/04/2024	3.00	137.00	411.00
<i>Site visit, photos, daily report</i>				
Billable Time	03/05/2024	4.00	137.00	548.00
<i>Site visit, photos, daily report, pay app review and correspondence with Vince</i>				
Billable Time	03/06/2024	4.00	137.00	548.00
<i>Site visits and discussion with project superintendents, photos, daily reports</i>				
Billable Time	03/07/2024	3.00	137.00	411.00
<i>Site visit, OAC follow-up and site review with Vince</i>				
Billable Time	03/08/2024	3.50	137.00	479.50
<i>Site visit, photos, daily report, on site discussion with superintendents</i>				
Billable Time	03/11/2024	3.50	137.00	479.50
<i>Site visit photos, daily reports</i>				
Billable Time	03/12/2024	3.00	137.00	411.00
<i>Site visit, photos, daily reports, on site discussion regarding scheduling at 93</i>				

Invoice Supporting Detail

22-012P Harris County ESD 1 Stations 93 and 96
PROJECT MANAGEMENT SUPPORT
Construction Phase

Phase Status: Active

Billing Cutoff: 03/31/2024

Date	Units	Rate	Amount
------	-------	------	--------

Labor WIP Status: Billable

Project Manager

Fletcher G. Love

Billable Time	03/13/2024	3.00	137.00	411.00
<i>Site visit, photos, daily reports</i>				
Billable Time	03/14/2024	4.50	137.00	616.50
<i>Site visit, photos, daily report, meeting with Vince and Dhinaker to cover monthly progress to date</i>				
Billable Time	03/15/2024	3.50	137.00	479.50
<i>Site visit, photos, daily report, discussion with superintendent regarding issues and scheduling</i>				
Billable Time	03/18/2024	4.00	137.00	548.00
<i>Site visit, photos, daily reports, on site discussion with superintendents</i>				
Billable Time	03/19/2024	4.00	137.00	548.00
<i>Site visit, photos, daily reports</i>				
Billable Time	03/20/2024	4.00	137.00	548.00
<i>Site visit, photos, daily report, on site discussion with superintendents</i>				
Billable Time	03/22/2024	3.00	137.00	411.00
<i>Site visit, photos, daily reports</i>				
Billable Time	03/27/2024	3.00	137.00	411.00
<i>Site visit, photos, daily reports, on site discussion with superintendents for coordination (concrete placement to begin 4/3/24 at 0500)</i>				
Billable Time	03/28/2024	3.00	137.00	411.00
<i>Site visit, photos, daily reports</i>				
Subtotal		60.00		8,220.00

George V. Grainger, Jr.

Billable Time	03/01/2024	1.00	137.00	137.00
<i>ESD1 - 96 mud update review/correspondence</i>				
Billable Time	03/04/2024	3.00	137.00	411.00
<i>ESD1 - pay app review, electrical panel correspondence, gas coordination</i>				
Billable Time	03/05/2024	2.00	137.00	274.00
<i>ESD1 - OAC meeting prep/followups, design pay app review</i>				
Billable Time	03/07/2024	5.00	137.00	685.00
<i>ESD1 - OAC meeting, site walk and observation report, meeting prep, pay app correspondence/review</i>				
Billable Time	03/08/2024	4.00	137.00	548.00
<i>ESD1 - owner correspondence, action items followups, pay app review/correspondence, wall paneling pricing review</i>				
Billable Time	03/14/2024	4.00	137.00	548.00
<i>ESD1 - status meeting, pay app review, third party invoice review, budget update, wall paneling correspondence, MUD correspondence</i>				
Billable Time	03/15/2024	1.00	137.00	137.00
<i>ESD1 - wall paneling correspondence, action items followups</i>				
Billable Time	03/18/2024	2.00	137.00	274.00
<i>ESD1 - utility correspondence, PCO correspondence, 3rd party invoice correction</i>				
Billable Time	03/19/2024	1.00	137.00	137.00

Invoice Supporting Detail

22-012P Harris County ESD 1 Stations 93 and 96
PROJECT MANAGEMENT SUPPORT
Construction Phase

Phase Status: Active

Billing Cutoff: 03/31/2024

Date	Units	Rate	Amount
------	-------	------	--------

Labor WIP Status: Billable

Project Manager

George V. Grainger, Jr.

ESD1 - utilities correspondence

Billable Time 03/21/2024 4.00 137.00 548.00

ESD1 - OAC meeting/prep, open submittal review, MUD correspondence

Billable Time 03/22/2024 4.00 137.00 548.00

ESD1 - monthly reports prep, log updates, project review/analysis

Billable Time 03/25/2024 6.00 137.00 822.00

ESD1 - site visit and observation report, finalize monthly report electrical box walk with project team

Billable Time 03/26/2024 2.00 137.00 274.00

ESD1 - board meeting/prep

Billable Time 03/27/2024 2.00 137.00 274.00

ESD1 - MUD correspondence, box walk followup/correspondence

Billable Time 03/28/2024 3.00 137.00 411.00

ESD1 - prep for next month scope, submittal/spec/drawing review, plat correspondence, action log followup

Billable Time 03/29/2024 3.00 137.00 411.00

ESD1 - MUD correspondence/research, electrical panel correspondence

Subtotal	47.00		6,439.00
Labor total	115.50		15,823.50

Survey Service at 1.10
CO IDS Surveying

Phase Status: Active

Billing Cutoff: 03/31/2024

Date	Units	Rate	Amount
------	-------	------	--------

WIP Status:

Subtotal			0.00
total			0.00

Survey Service at 1.10
CO Environmental/Asbestos

Phase Status: Active

Billing Cutoff: 03/31/2024

Date	Units	Rate	Amount
------	-------	------	--------

WIP Status:

Subtotal			0.00
total			0.00

Invoice Supporting Detail

22-012P Harris County ESD 1 Stations 93 and 96

Survey Service at 1.10
 CO Goetch

Phase Status: Active

Billing Cutoff: 03/31/2024

WIP Status:

Date	Units	Rate	Amount
------	-------	------	--------

Subtotal			0.00
total			0.00

Survey Service at 1.10
 CO CMT

Phase Status: Active

Billing Cutoff: 03/31/2024

WIP Status: Billable

Consultant

Alpha Testing, LLC
 Other Consultant

Date	Units	Rate	Amount
------	-------	------	--------

03/31/2024	1.00	2,423.30	2,423.30
Subtotal	1.00		2,423.30
Consultant total	1.00		2,423.30

Invoice Summary

	Contract	Billed	%	Remaining	%
Labor	259,140.00	200,939.25	78	58,200.75	22
Expense		1,759.10		-1,759.10	
Consultant	91,115.20	71,272.30	78	19,842.90	22
Total	350,255.20	273,970.65	78	76,284.55	22



Alpha Testing, LLC
 15811 Tuckerton Rd
 Houston, TX 77095
 (713)360-0460

Project Name: HC ESD 1 - Emergency Medical Station No. 96
 2947 Washington Drive
 Houston, Texas 77038

Client: AGJCM, Inc. - Houston
 ATTN: Vince Grainger
 3200 Wilcrest Drive, Suite 100
 Houston, TX 77042
 (713) 316-4506

Invoice No: 168550

Invoice Date: 3/31/2024

Project Mgr: Homer B. Greer, P.E.
 22-52H

Customer P.O. No: 22-012P #3

Project No: T231294

Items through: 3/31/2024

Terms: NET 30

Quantity	Description of work	Report Date	Report #	Unit Price	Per	Extension
1.00	Vehicle Trip Charge	3/26/2024	29	\$100.00	TRIP	\$100.00
5.00	Material Pickup	3/26/2024	29	\$52.00	HOUR	\$260.00
1.00	-200 Sieve	3/26/2024	30	\$85.00	EACH	\$85.00
1.00	Atterberg Limit Test	3/26/2024	30	\$85.00	EACH	\$85.00
1.00	Proctor #	3/26/2024	30	\$250.00	EACH	\$250.00
1.00	Compressive Strength of Stabilized Sand	3/26/2024	31	\$240.00	EACH	\$240.00
1.00	Vehicle Trip Charge	3/27/2024	32	\$100.00	TRIP	\$100.00
1.00	Nuclear Density Gauge	3/27/2024	32	\$100.00	TRIP	\$100.00
8.00	Density Testing (29-31)	3/27/2024	32	\$52.00	HOUR	\$416.00
0.50	Density Testing (ot) (-)	3/27/2024	32	\$78.00	HOUR	\$39.00
1.00	Vehicle Trip Charge	3/28/2024	33	\$100.00	TRIP	\$100.00
1.00	Nuclear Density Gauge	3/28/2024	33	\$100.00	TRIP	\$100.00
4.00	Density Testing (32-32)	3/28/2024	33	\$52.00	HOUR	\$208.00
1.00	Engineering Report Review	3/31/2024	0	\$120.00	HOUR	\$120.00

Estimated Budget:	\$25,156.00
Previously Invoiced:	\$12,182.00
Total This Invoice:	\$2,203.00
Remaining Budget:	\$10,771.00

Pay this Invoice Total: \$2,203.00

PLEASE REMIT ALL PAYMENTS TO THE FOLLOWING:

Alpha Testing, LLC
 PO Box 735418
 Chicago, IL 60673-5418

For any questions concerning this invoice, please contact our project manager for clarification.



AIA Document G742™ - 2015

Application and Certificate for Payment for a Design-Build Project

TO OWNER: Harris Co. ESD #1
2800 Aldine Bender Rd.
Houston, TX 77032

PROJECT: HCESD #93 & 96 Construction Phase
#93: 7710 Fallbrook, Houston, TX
77086
#96: 2947 Washington Ave,
Houston, TX 77007

APPLICATION NO: 007
PERIOD TO: March 31, 2024

Distribution to:
OWNER: ARCHITECT:
DESIGN-BUILDER: FIELD:
OTHER:

FROM Construction Masters of Houston
DESIGN-BUILDER P. O. Box 1587
Pearland, TX 77588

CONTRACT FOR: General Construction
CONTRACT DATE: June 20, 2023
PROJECT NOS: / 6922

DESIGN-BUILDER'S APPLICATION FOR PAYMENT

Application is made for payment, as shown below, in connection with the Contract. AIA Document G743™, Continuation Sheet for a Design-Build Project, is attached.

- 1. ORIGINAL CONTRACT SUM \$6,919,000.00
- 2. NET CHANGE BY CHANGE ORDERS \$103,729.21
- 3. CONTRACT SUM TO DATE (Line 1 ± 2) \$7,022,729.21
- 4. TOTAL COMPLETED & STORED TO DATE (Column G on G743) \$3,801,032.37
- 5. RETAINAGE:
 - a. 5.00 % of Completed Work (Column D + E on G743) \$185,690.57
 - b. 5.00 % of Stored Material (Column F on G743) \$4,361.05
- Total Retainage (Lines 5a + 5b or Total in Column I of G743) \$190,051.62
- 6. TOTAL EARNED LESS RETAINAGE \$3,610,980.75
(Line 4 Less Line 5 Total)
- 7. LESS PREVIOUS CERTIFICATES FOR PAYMENT \$2,894,313.44
(Line 6 from prior Certificate)
- 8. CURRENT PAYMENT DUE \$716,667.31
- 9. BALANCE TO FINISH, INCLUDING RETAINAGE (Line 3 less Line 6) \$3,411,748.46

CHANGE ORDER SUMMARY	ADDITIONS	DEDUCTIONS
Total changes approved in previous months by Owner	\$181,704.21	\$77,975.00
Total approved this Month	\$0.00	\$0.00
TOTALS	\$181,704.21	\$77,975.00
NET CHANGES by Change Order		\$103,729.21

The undersigned Design-Builder certifies that to the best of the Design-Builder's knowledge, information and belief the Work covered by this Application for Payment has been completed in accordance with the Design-Build Documents, that all amounts have been paid by the Design-Builder for Work for which previous Certificates for Payment were issued and payments received from the Owner, and that current payment shown herein is now due.

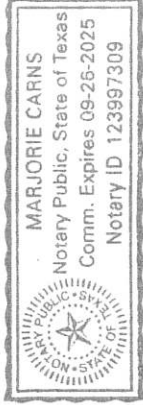
DESIGN-BUILDER:

By: _____ Date: April 10, 2024

County of: Brazoria

Subscribed and sworn to before me this 10th day of April, 2024

Notary Public: Marjorie Carns
My Commission expires: September 26, 2025



CERTIFICATE FOR PAYMENT

In accordance with the Design-Build Documents, based on the Owner's review of the Work and the data comprising this application, the Owner determines the following amount is properly due and owing to the Design-Builder.

AMOUNT DUE \$716,667.31
(Attach explanation if amount certified differs from the amount applied. Initial all figures on this Application and on the Continuation Sheet that are changed to conform with the amount certified.)

ARCHITECT: Date: 04/12/2024

This Certificate is not negotiable. THE AMOUNT CERTIFIED is payable only to the Design-Builder named herein. Issuance, payment and acceptance of payment are without prejudice to any rights of the Owner or Design-Builder under this Contract.

AIA Document G742 - 2015. Copyright © 2015. All rights reserved. "The American Institute of Architects," "AIA," the AIA Logo, and "AIA Contract Documents" are trademarks of The American Institute of Architects. This document was produced at 12:35:46 ET on 04/10/2024 under Order No. 4104250254 which expires on 02/13/2025; is not for resale, is licensed for one-time use only, and may only be used in accordance with the AIA Contract Documents' Terms of Service. To report copyright violations, e-mail docinfo@aiaccontracts.com.

User Notes: (389ADA3C)



AIA Document G743™ - 2015

Continuation Sheet for a Design-Build Project

AIA Document G742™, Application and Certification for Payment, containing Design-Builder's signed certification is attached.		APPLICATION NO: 007
Use Column I on Contracts where variable retainage for line items may apply.		APPLICATION DATE: April 10, 2024
		PERIOD TO: March 31, 2024
		OWNER'S PROJECT NO.: HCESD 93 & 96 Construction Phase

A ITEM NO.	B DESCRIPTION OF WORK	C SCHEDULED VALUE	D WORK COMPLETED		E THIS PERIOD	F MATERIALS PRESENTLY STORED (NOT IN D OR E)	G TOTAL COMPLETED AND STORED TO DATE (D + E + F)	H BALANCE TO FINISH (C - G)	I RETAINAGE (IF VARIABLE RATE)
			FROM PREVIOUS APPLICATION (D + E)						
	EMS Station #93	0.00	0.00	0.00	0.00	0.00	0.00	0.00	0.00
1.01	Supervision / Project Management	88,000.00	44,000.00	8,800.00	0.00	0.00	52,800.00	35,200.00	0.00
1.02	Temporary Controls	34,600.00	17,300.00	3,460.00	0.00	0.00	20,760.00	13,840.00	0.00
1.03	Construction Surveying	6,600.00	4,000.00	0.00	0.00	0.00	4,000.00	2,600.00	0.00
1.04	Equipment Rental	6,600.00	0.00	0.00	0.00	0.00	0.00	6,600.00	0.00
1.05	Final Cleaning	3,100.00	0.00	0.00	0.00	0.00	0.00	3,100.00	0.00
1.06	General Labor	5,500.00	0.00	500.00	0.00	0.00	500.00	5,000.00	0.00
1.07	GL & BR Insurance	34,500.00	17,250.00	3,450.00	0.00	0.00	20,700.00	13,800.00	0.00
1.08	P&P Bonds	42,974.00	42,974.00	0.00	0.00	0.00	42,974.00	0.00	0.00
1.09	Permits	1,922.00	1,922.00	0.00	0.00	0.00	1,922.00	0.00	0.00
2.01	Site Demolition	43,800.00	43,800.00	0.00	0.00	0.00	43,800.00	0.00	0.00
2.02	Earthwork	93,300.00	87,950.00	3,000.00	0.00	0.00	90,950.00	2,350.00	0.00
2.03	Erosion Control	6,300.00	3,704.00	1,000.00	0.00	0.00	4,704.00	1,596.00	0.00
2.04	Water Distribution	74,600.00	58,284.58	7,000.00	0.00	0.00	65,284.58	9,315.42	0.00
2.05	Sanitary Sewer	25,200.00	23,200.00	0.00	0.00	0.00	23,200.00	2,000.00	0.00
2.06	Storm Drainage	148,100.00	146,100.00	0.00	0.00	0.00	146,100.00	2,000.00	0.00
2.07	Paving Specialties	4,900.00	0.00	0.00	0.00	0.00	0.00	4,900.00	0.00
2.08	Irrigation System	13,800.00	0.00	0.00	0.00	0.00	0.00	13,800.00	0.00
2.09	Fence & Gates	64,600.00	0.00	0.00	0.00	0.00	0.00	64,600.00	0.00
2.10	Landscaping	23,900.00	0.00	0.00	0.00	0.00	0.00	23,900.00	0.00
2.11	Seeding	9,800.00	0.00	0.00	0.00	0.00	0.00	9,800.00	0.00
3.01	Concrete	376,400.00	320,882.25	0.00	0.00	0.00	320,882.25	55,517.75	0.00
4.01	Masonry	13,900.00	0.00	0.00	0.00	0.00	0.00	13,900.00	0.00
5.01	Steel Erection	106,400.00	0.00	49,414.74	0.00	0.00	49,414.74	56,985.26	0.00
5.02	Miscellaneous Steel	14,500.00	0.00	5,000.00	0.00	0.00	5,000.00	9,500.00	0.00

A ITEM NO.	B DESCRIPTION OF WORK	C SCHEDULED VALUE	D WORK COMPLETED		E THIS PERIOD	F MATERIALS PRESENTLY STORED (NOT IN D O R E)	G		H BALANCE TO FINISH (C - G)	I RETAINAGE (IF VARIABLE RATE)
			FROM PREVIOUS APPLICATION (D + E)	THIS PERIOD			TOTAL COMPLETED AND STORED TO DATE (D + E + F)	% (G+C)		
6.01	Rough Carpentry	5,600.00	0.00	0.00	0.00	0.00	0.00	0.00%	5,600.00	0.00
6.02	Millwork & Counters	44,200.00	0.00	0.00	0.00	0.00	0.00	0.00%	44,200.00	0.00
7.01	Waterproofing & Rigid Ins	24,700.00	0.00	16,306.80	0.00	0.00	16,306.80	66.02%	8,393.20	0.00
7.02	Batt Insulation	14,900.00	14,900.00	0.00	0.00	0.00	14,900.00	100.00%	0.00	0.00
7.03	Roof Accessories	2,200.00	0.00	0.00	0.00	0.00	0.00	0.00%	2,200.00	0.00
8.01	Doors, Frames & Hardware	80,700.00	15,194.00	9,540.00	0.00	0.00	24,734.00	30.65%	55,966.00	0.00
8.02	Overhead Doors	53,400.00	0.00	0.00	0.00	0.00	0.00	0.00%	53,400.00	0.00
8.03	Glass Package	60,200.00	0.00	6,693.44	32,567.00	0.00	39,260.44	65.22%	20,939.56	0.00
9.01	Gypsum Assemblies	191,900.00	102,916.62	37,428.60	0.00	0.00	140,345.22	73.13%	51,554.78	0.00
9.02	Flooring & Tile	46,900.00	31,488.17	0.00	0.00	0.00	31,488.17	67.14%	15,411.83	0.00
9.03	Acoustical Ceilings	10,900.00	0.00	0.00	0.00	0.00	0.00	0.00%	10,900.00	0.00
9.04	Painting	37,100.00	0.00	0.00	0.00	0.00	0.00	0.00%	37,100.00	0.00
9.05	Polished Concrete	17,900.00	0.00	0.00	0.00	0.00	0.00	0.00%	17,900.00	0.00
10.01	Pest Control	1,300.00	1,300.00	0.00	0.00	0.00	1,300.00	100.00%	0.00	0.00
10.02	Flagpoles	4,300.00	0.00	0.00	0.00	0.00	0.00	0.00%	4,300.00	0.00
10.03	Graphics	18,500.00	264.60	0.00	8,316.00	0.00	8,580.60	46.38%	9,919.40	0.00
10.04	Aluminum Canopies	45,000.00	5,000.00	0.00	0.00	0.00	5,000.00	11.11%	40,000.00	0.00
10.05	Miscellaneous Accessories	12,000.00	0.00	0.00	0.00	0.00	0.00	0.00%	12,000.00	0.00
11.01	Appliances	17,000.00	0.00	0.00	0.00	0.00	0.00	0.00%	17,000.00	0.00
12.01	Window Treatments	2,400.00	0.00	0.00	0.00	0.00	0.00	0.00%	2,400.00	0.00
13.01	PEMB Design / Detail	5,000.00	5,000.00	0.00	0.00	0.00	5,000.00	100.00%	0.00	0.00
13.02	PEMB	194,800.00	185,184.38	5,500.00	0.00	0.00	190,684.38	97.89%	4,115.62	0.00
13.03	Access Controls	29,600.00	0.00	0.00	0.00	0.00	0.00	0.00%	29,600.00	0.00
13.04	Fire Alarm	21,800.00	0.00	0.00	0.00	0.00	0.00	0.00%	21,800.00	0.00
13.05	Fire Sprinkler	37,400.00	25,302.20	10,033.93	0.00	0.00	35,336.13	94.48%	2,063.87	0.00
22.01	Building Plumbing	221,400.00	92,114.74	41,550.24	0.00	0.00	133,664.98	60.37%	87,735.02	0.00
23.01	HVAC	218,000.00	85,108.22	21,254.48	0.00	0.00	106,362.70	48.79%	111,637.30	0.00
26.01	Electrical	443,900.00	176,718.41	55,640.00	0.00	0.00	232,358.41	52.34%	211,541.59	0.00
26.02	Generator	61,800.00	0.00	0.00	0.00	0.00	0.00	0.00%	61,800.00	0.00

AIA Document G743 – 2015. Copyright © 2015. All rights reserved. "The American Institute of Architects," "AIA," the AIA Logo, and "AIA Contract Documents" are trademarks of The American Institute of Architects. This document was produced at 12:32:51 ET on 04/10/2024 under Order No.4104250254 which expires on 02/13/2025. is not for resale. is licensed for one-time use only, and may only be used in accordance with the AIA Contract Documents® Terms of Service. To report copyright violations, e-mail docinfo@aiacontracts.com.

A	B	C	D		E	F	G		H	I
			FROM PREVIOUS APPLICATION (D + E)	WORK COMPLETED THIS PERIOD			MATERIALS PRESENTLY STORED (NOT IN D OR E)	TOTAL COMPLETED AND STORED TO DATE (D + E + F)		
27.01	Communications	31,904.00	0.00	0.00	0.00	0.00	0.00	0.00%	31,904.00	0.00
	Change Order 1	25,657.56	0.00	0.00	0.00	0.00	0.00	0.00%	25,657.56	0.00
	Change Order 3	-51,415.00	0.00	0.00	0.00	0.00	0.00	0.00%	-51,415.00	0.00
		0.00	0.00	0.00	0.00	0.00	0.00	0.00%	0.00	0.00
	EMS Station #96	0.00	0.00	0.00	0.00	0.00	0.00	0.00%	0.00	0.00
	Supervision / Project Management	88,000.00	44,000.00	8,800.00	0.00	0.00	52,800.00	60.00%	35,200.00	0.00
1.01	Temporary Controls	34,700.00	17,350.00	3,470.00	0.00	0.00	20,820.00	60.00%	13,880.00	0.00
1.02	Construction Surveying	6,600.00	4,000.00	0.00	0.00	0.00	4,000.00	60.61%	2,600.00	0.00
1.03	Equipment Rental	6,600.00	0.00	0.00	0.00	0.00	0.00	0.00%	6,600.00	0.00
1.04	Final Cleaning	4,000.00	0.00	0.00	0.00	0.00	0.00	0.00%	4,000.00	0.00
1.05	General Labor	5,500.00	0.00	500.00	0.00	0.00	500.00	9.09%	5,000.00	0.00
1.06	GL & BR Insurance	40,300.00	20,150.00	4,030.00	0.00	0.00	24,180.00	60.00%	16,120.00	0.00
1.07	P&P Bonds	48,635.00	48,635.00	0.00	0.00	0.00	48,635.00	100.00%	0.00	0.00
1.08	Permits	1,921.00	1,921.00	0.00	0.00	0.00	1,921.00	100.00%	0.00	0.00
1.09	Site Demolition	23,500.00	0.00	23,500.00	0.00	0.00	23,500.00	100.00%	0.00	0.00
2.01	Earthwork	129,100.00	55,296.00	0.00	0.00	0.00	55,296.00	42.83%	73,804.00	0.00
2.02	Erosion Control	8,800.00	1,900.00	2,000.00	0.00	0.00	3,900.00	44.32%	4,900.00	0.00
2.03	Water Distribution	36,300.00	0.00	20,303.25	0.00	0.00	20,303.25	55.93%	15,996.75	0.00
2.04	Sanitary Sewer	25,300.00	0.00	13,963.50	0.00	0.00	13,963.50	55.19%	11,336.50	0.00
2.05	Storm Drainage	167,800.00	0.00	80,731.50	0.00	0.00	80,731.50	48.11%	87,068.50	0.00
2.06	Detention Pond	115,500.00	0.00	0.00	0.00	0.00	0.00	0.00%	115,500.00	0.00
2.07	Paving Specialties	5,500.00	0.00	0.00	0.00	0.00	0.00	0.00%	5,500.00	0.00
2.08	Irrigation System	13,900.00	0.00	0.00	0.00	0.00	0.00	0.00%	13,900.00	0.00
2.09	Fence & Gates	50,800.00	0.00	0.00	0.00	0.00	0.00	0.00%	50,800.00	0.00
2.10	Landscaping	21,800.00	0.00	0.00	0.00	0.00	0.00	0.00%	21,800.00	0.00
2.11	Seeding	9,800.00	0.00	0.00	0.00	0.00	0.00	0.00%	9,800.00	0.00
2.12	Concrete	337,500.00	164,690.00	0.00	0.00	0.00	164,690.00	48.80%	172,810.00	0.00
3.01	Masonry	13,900.00	0.00	0.00	0.00	0.00	0.00	0.00%	13,900.00	0.00
4.01	Steel Erection	132,500.00	61,756.75	15,595.25	0.00	0.00	77,352.00	58.38%	55,148.00	0.00
5.01	Miscellaneous Steel	16,600.00	0.00	5,000.00	0.00	0.00	5,000.00	30.12%	11,600.00	0.00
5.02	Rough Carpentry	5,600.00	0.00	0.00	0.00	0.00	0.00	0.00%	5,600.00	0.00

A	B	C	D		E	F	G		H	I
			FROM PREVIOUS APPLICATION (D + E)	WORK COMPLETED THIS PERIOD			MATERIALS PRESENTLY STORED (NOT IN D OR E)	TOTAL COMPLETED AND STORED TO DATE (D + E + F)		
6.02	Millwork & Counters	53,400.00	0.00	0.00	0.00	0.00	0.00	0.00%	53,400.00	0.00
7.01	Waterproofing & Rigid Ins	30,100.00	0.00	13,068.98	0.00	0.00	13,068.98	43.42%	17,031.02	0.00
7.02	Batt Insulation	21,400.00	21,400.00	0.00	0.00	0.00	21,400.00	100.00%	0.00	0.00
7.03	Roof Accessories	2,200.00	0.00	0.00	0.00	0.00	0.00	0.00%	2,200.00	0.00
8.01	Doors, Frames & Hardware	94,600.00	22,472.00	1,476.60	0.00	0.00	23,948.60	25.32%	70,651.40	0.00
8.02	Overhead Doors	70,800.00	0.00	0.00	0.00	0.00	0.00	0.00%	70,800.00	0.00
8.03	Glass Package	67,700.00	0.00	7,080.68	38,099.00	0.00	45,179.68	66.74%	22,520.32	0.00
9.01	Gypsum Assemblies	237,000.00	126,302.04	46,526.40	0.00	0.00	172,828.44	72.92%	64,171.56	0.00
9.02	Flooring & Tile	67,400.00	41,150.07	0.00	0.00	0.00	41,150.07	61.05%	26,249.93	0.00
9.03	Acoustical Ceilings	14,200.00	0.00	0.00	0.00	0.00	0.00	0.00%	14,200.00	0.00
9.04	Painting	43,800.00	0.00	0.00	0.00	0.00	0.00	0.00%	43,800.00	0.00
9.05	Polished Concrete	25,300.00	0.00	0.00	0.00	0.00	0.00	0.00%	25,300.00	0.00
10.01	Pest Control	1,500.00	1,500.00	0.00	0.00	0.00	1,500.00	100.00%	0.00	0.00
10.02	Flagpoles	4,300.00	0.00	0.00	0.00	0.00	0.00	0.00%	4,300.00	0.00
10.03	Graphics	19,400.00	0.00	0.00	8,239.00	0.00	8,239.00	42.47%	11,161.00	0.00
10.04	Aluminum Canopies	50,300.00	5,000.00	0.00	0.00	0.00	5,000.00	9.94%	45,300.00	0.00
10.05	Miscellaneous Accessories	17,400.00	0.00	0.00	0.00	0.00	0.00	0.00%	17,400.00	0.00
11.01	Appliances	17,000.00	0.00	0.00	0.00	0.00	0.00	0.00%	17,000.00	0.00
12.01	Window Treatments	3,400.00	0.00	0.00	0.00	0.00	0.00	0.00%	3,400.00	0.00
13.01	PEMB Design / Detail	5,000.00	5,000.00	0.00	0.00	0.00	5,000.00	100.00%	0.00	0.00
13.02	PEMB	239,300.00	229,335.74	5,400.00	0.00	0.00	234,735.74	98.09%	4,564.26	0.00
13.03	Access Controls	30,800.00	0.00	0.00	0.00	0.00	0.00	0.00%	30,800.00	0.00
13.04	Fire Alarm	23,700.00	0.00	0.00	0.00	0.00	0.00	0.00%	23,700.00	0.00
13.05	Fire Sprinkler	45,300.00	38,213.00	4,408.40	0.00	0.00	42,621.40	94.09%	2,678.60	0.00
22.01	Building Plumbing	281,500.00	119,995.50	15,836.00	0.00	0.00	135,831.50	48.25%	145,668.50	0.00
23.01	HVAC	272,300.00	183,116.91	65,993.32	0.00	0.00	249,110.23	91.48%	23,189.77	0.00
26.01	Electrical	496,640.00	281,603.54	31,500.00	0.00	0.00	313,103.54	63.04%	183,536.46	0.00
26.02	Generator	101,000.00	0.00	0.00	0.00	0.00	0.00	0.00%	101,000.00	0.00
27.01	Communications	31,804.00	0.00	0.00	0.00	0.00	0.00	0.00%	31,804.00	0.00

AIA Document G743 - 2015. Copyright © 2015. All rights reserved. "The American Institute of Architects," "AIA," the AIA Logo, and "AIA Contract Documents" are trademarks of The American Institute of Architects. This document was produced at 12:32:51 ET on 04/10/2024 under Order No.4104250254 which expires on 02/13/2025, is not for resale, is licensed for one-time use only, and may only be used in accordance with the AIA Contract Documents® Terms of Service. To report copyright violations, e-mail docinfo@aiacontracts.com.

User Notes:

(359AD498)

A ITEM NO.	B DESCRIPTION OF WORK	C SCHEDULED VALUE	D WORK COMPLETED		E THIS PERIOD	F MATERIALS PRESENTLY STORED (NOT IN D OR E)	G		H BALANCE TO FINISH (C - G)	I RETAINAGE (IF VARIABLE RATE)
			FROM PREVIOUS APPLICATION (D + E)	THIS PERIOD			TOTAL COMPLETED AND STORED TO DATE (D + E + F)	% (G÷C)		
	Change Order 1	153,861.86	0.00	11,517.04	0.00	0.00	11,517.04	7.49%	142,344.82	0.00
	Change Order 2	2,184.79	0.00	892.50	0.00	0.00	892.50	40.85%	1,292.29	0.00
	Change Order 3	-26,560.00	0.00	0.00	0.00	0.00	0.00	0.00%	-26,560.00	0.00
	GRAND TOTAL	\$7,022,729.21	\$3,046,645.72	\$667,165.65	\$87,221.00	\$3,801,032.37	54.12%	\$3,221,696.84	\$0.00	

Conditional Waiver & Release Upon Partial Payment

Whereas, the undersigned **Construction Masters of Houston, Inc.** has performed work or furnished materials for improvement to property known as **Harris County ESD #93 & #96, Construction Phase**, located in the city of Houston, state of Texas.

The undersigned further certifies that all labor and materials furnished by the undersigned in connection with the above-named project has been paid in full and agrees to indemnify and save harmless the said Owner, **Harris County ESD #1**, against all loss, damages, cost or expense of any character whatsoever that may arise by reason of claims for labor or unpaid material used in connection with said improvements. When the check has been properly endorsed and has been paid by the bank upon which it is drawn, this document shall become effective to release pro tanto, any mechanic's lien, stop notice or bond right the undersigned has on the job.

Signed, Sealed and Delivered This 10th Day of April, 2024

Construction Masters of Houston, Inc.


By: 

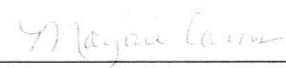
Title: **President**

State of Texas }
County of Brazoria }

Before me, the undersigned authority, on this day appeared **Justin Davis**, a person known to me, who upon being placed under oath, stated that he read and signed the foregoing instrument for the purposes and consideration therein stated and as the act and deed of **Construction Masters of Houston, Inc.** and further stated that each statement therein is within his knowledge and is true and correct.

Sworn and subscribed to before me on the 10th day of April, 2024.




Notary Public in and for Brazoria County, Texas
My commission expires: 9/26/25

Harris County ESD #1
EMS Stations 93 & 96
Pay Application #7 Station Totals
April 10, 2024

Station 93:

Total Value	\$3,174,242.56
Invoiced to Date	1,878,313.40
Percent Complete	59.17%
Balance to Finish	\$1,295,929.16

Station 96:

Total Value	\$3,848,486.65
Invoiced to Date	1,922,718.97
Percent Complete	49.96%
Balance to Finish	\$1,925,767.68

ID	Task Mode	Task Name	Duration	Start	Finish	Predicted Actual Start	Actual Finish	Total Slack	May	Jun	Jul	Aug	Sep
66	✓	Rain Days	4 days	Mon 1/22/24	Mon 1/29/24	65	Mon 1/22/24	Mon 1/29/24	0 days				
67	✓	Steel erection	4 days	Mon 1/29/24	Fri 2/2/24	65	Mon 1/29/24	Fri 2/2/24	0 days				
68	✓	Inspections	7 days	Wed 2/7/24	Thu 2/15/24	67	Wed 2/7/24	Thu 2/15/24	0 days				
69	✓	Metal Roof installation	10 days	Mon 2/15/24	Fri 2/16/24	67	Mon 2/15/24	Fri 2/16/24	0 days				
70	✓	Frame exterior walls	7 days	Tue 2/13/24	Tue 2/27/24	69	Tue 2/13/24	Tue 2/27/24	0 days				
71	✓	Measure windows	1 day	Mon 3/4/24	Mon 3/4/24	70	Mon 3/4/24	Mon 3/4/24	0 days				
72	✓	Wood Blocking	2 days	Wed 2/28/24	Thu 2/29/24	70	NA	NA	112 days				
73	✓	Exterior Sheathing	4 days	Mon 2/19/24	Fri 3/1/24	70	Mon 2/19/24	Fri 3/1/24	0 days				
74	✓	Damp proofing	2 wks	Mon 3/18/24	Fri 3/29/24	73	Mon 3/18/24	Fri 3/29/24	0 wks				
75	✓	Rigid Insulation	1 wk	Mon 4/1/24	Fri 4/5/24	74	NA	NA	0 wks				
76	✓	Storefronts & Windows	2 wks	Mon 4/8/24	Fri 4/19/24	75	NA	NA	0 wks				
77	✓	Metal Wall & Scaff Panels	2 wks	Mon 4/22/24	Fri 5/3/24	76	NA	NA	11.6 wks				
78	✓	Exterior Doors	4 days	Mon 4/1/24	Thu 4/4/24	74,75,77	Mon 4/1/24	Thu 4/4/24	0 days				
79	✓	OH Doors	1 wk	Mon 3/18/24	Fri 3/22/24	76	Mon 3/18/24	Fri 3/22/24	0 wks				
80	✓	Aluminum Canopies	5 days	Mon 4/22/24	Fri 4/26/24	76	NA	NA	71 days				
81	✓	Interior Buildout	116 days	Mon 2/26/24	Mon 8/5/24	76	Mon 2/26/24	NA	0 days				
82	✓	Sprinkler pipe	2 wks	Mon 3/4/24	Fri 3/15/24	9,16,53,7	Mon 3/4/24	Fri 3/15/24	0 wks				
83	✓	Ductwork	2 wks	Mon 2/26/24	Tue 3/12/24	70	Mon 2/26/24	Tue 3/12/24	0 wks				
84	✓	Insulate ductwork	2 days	Wed 3/13/24	Thu 3/14/24	83	Wed 3/13/24	Thu 3/14/24	0 days				
85	✓	Overhead electrical	2 wks	Wed 2/28/24	Tue 3/12/24	70	Wed 2/28/24	NA	20.8 wks				
86	✓	Plumbing top out	2 wks	Wed 2/28/24	Tue 3/12/24	70	Wed 2/28/24	NA	20.2 wks				
87	✓	Set mechanical equipment	3 days	Mon 4/8/24	Wed 4/10/24	85,62	NA	NA	83 days				
88	✓	Frame interior walls	7 days	Mon 3/18/24	Tue 3/26/24	82,83,85	Mon 3/18/24	Tue 3/26/24	0 days				
89	✓	One-side drywall	1 wk	Mon 4/22/24	Fri 4/26/24	88,76	NA	NA	0 wks				
90	✓	In-wall electrical	5 days	Mon 4/29/24	Fri 5/3/24	89	NA	NA	0 days				
91	✓	Measure millwork	1 day	Mon 4/29/24	Mon 4/29/24	89	NA	NA	70 days				
92	✓	Build electrical service	1 wk	Mon 5/16/24	Fri 5/10/24	77	NA	NA	11.6 wks				
93	✓	HVAC Startup	3 days	Mon 5/13/24	Wed 5/15/24	92	NA	NA	58 days				
94	✓	Wood Blocking	2 days	Mon 5/16/24	Tue 5/7/24	90	NA	NA	0 days				
95	✓	Insulate walls	1 wk	Wed 5/18/24	Tue 5/14/24	94	NA	NA	0 wks				
96	✓	Complete drywall installation	1 wk	Wed 5/15/24	Tue 5/21/24	95	NA	NA	0 wks				
97	✓	Tape & float drywall	2 wks	Wed 5/22/24	Tue 6/4/24	96,78,76	NA	NA	0 wks				

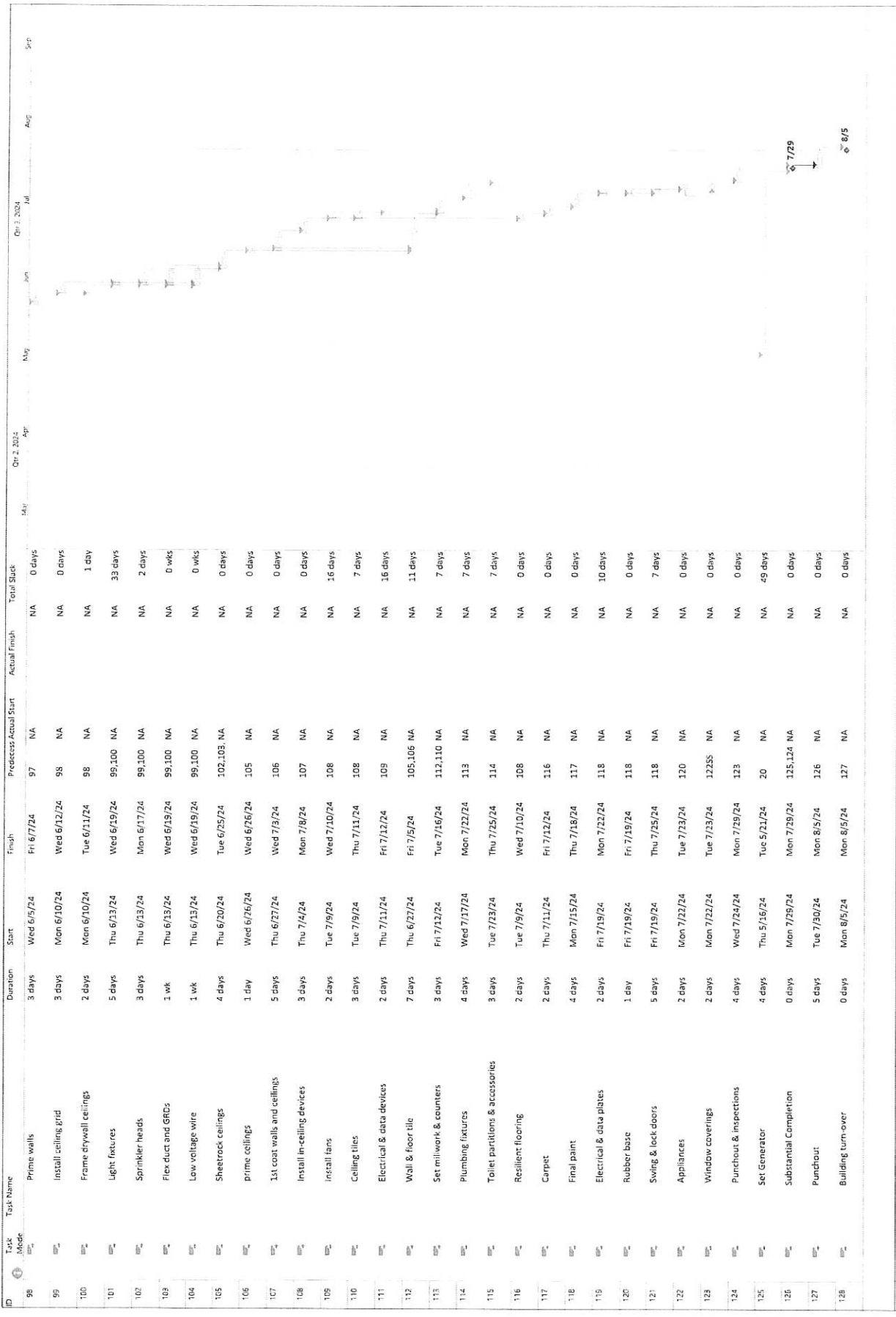
Project: Station 94
 Date: Wed 4/3/24

Summary: Project Summary, Inactive Milestone, Manual Task
 Task: Split, Milestone

Duration-only: Manual Summary Rollup, Manual Summary
 Start-only: Start-only, Finish-only, External Tasks

External Milestone: Milestone, Critical
 External Milestone: Milestone, Critical

Critical Path: Progress, Manual Progress



Project: Station 94
 Date: Wed 4/3/24

Task: Summary Project Summary Inactive Task
 Milestone: Inactive Milestone Inactive Summary Manual Task

Duration only: Manual Summary Rollup Manual Summary
 Start-only: Finish-only External Task

External Milestone: External Milestone
 Critical Split: Critical
 Progress: Manual Progress

ID	Task Mode	Task Name	Duration	Start	Finish	Predecessors	Actual Start	Actual Finish	Total Slack	March	April	May	June	July	August
1	✓	EMS Station 96	305 days	Fri 7/21/23	Tue 9/17/24		Fri 7/21/23	NA	0 days						
2	✓	Release Subcontractors	1 day	Fri 7/21/23	Fri 7/21/23		Fri 7/21/23	Fri 7/21/23	0 days						
3	✓	Receipt of HC Engineering Permit	0 days	Mon 9/11/23	Mon 9/11/23		Mon 9/11/23	Mon 9/11/23	0 days						
4	✓	Owner Move Out	3 wks	Mon 9/11/23	Sun 10/1/23		Mon 9/11/23	Sun 10/1/23	0 wks						
5	✓	Submittal Review	77 days	Wed 8/9/23	Thu 11/23/23		Wed 8/9/23	Thu 11/23/23	0 days						
12	✓	Fire Line Items	205 days	Wed 8/16/23	Tue 7/30/24		Tue 12/26/23	NA	35 days						
16	✓	Lead Times	12.8 wks	Thu 8/7/23	Fri 5/24/24		Thu 8/7/23	Wed 12/6/23	0 wks						
17	✓	PEMB	6 wks	Mon 10/16/23	Fri 11/24/23		Mon 10/16/23	Fri 11/24/23	0 wks						
18	✓	Fire Alarm Permit	12 wks	Mon 1/8/24	Fri 3/29/24		Mon 1/8/24	NA	24.4 wks						
19	✓	Storefronts	30 wks	Wed 8/16/23	Wed 3/13/24		Wed 8/16/23	NA	26 wks						
20	✓	Gas Fired Generator	32 wks	Fri 10/13/23	Fri 5/24/24		Fri 10/13/23	Wed 1/31/24	6.4 wks						
21	✓	Electrical Switch Gear	15.6 wks	Fri 10/13/23	Wed 1/31/24		Fri 10/13/23	Wed 1/31/24	0 wks						
22	✓	HVAC Equipment	12 wks	Mon 1/8/24	Fri 3/29/24		Mon 1/8/24	NA	24.4 wks						
23	✓	Lift Station	256 days	Tue 9/26/23	Tue 9/17/24		Tue 9/26/23	NA	0 days						
24	✓	Construction	8 days	Wed 9/27/23	Fri 10/6/23		Wed 9/27/23	Fri 10/6/23	0 days						
25	✓	Mobilization	44 days	Tue 9/26/23	Sat 11/25/23		Tue 9/26/23	Sat 11/25/23	0 days						
29	✓	Building Foundation	106 days	Mon 12/18/23	Thu 5/9/24		Mon 12/18/23	NA	93 days						
46	✓	PEMB Delivery	1 day	Mon 12/18/23	Mon 12/18/23		Mon 12/18/23	Mon 12/18/23	0 days						
47	✓	Steel erection	14 days	Tue 12/19/23	Fri 1/5/24		Tue 12/19/23	Fri 1/5/24	0 days						
48	✓	Inspections	1 day	Fri 1/5/24	Fri 1/5/24		Fri 1/5/24	Fri 1/5/24	0 days						
49	✓	Metal Roof Installation	15 days	Mon 1/8/24	Fri 1/26/24		Mon 1/8/24	Fri 1/26/24	0 days						
50	✓	Frame exterior walls	25 days	Mon 1/29/24	Fri 3/1/24		Mon 1/29/24	Fri 3/1/24	0 days						
51	✓	Measure windows	1 day	Wed 2/7/24	Wed 2/7/24		Wed 2/7/24	Wed 2/7/24	0 days						
52	✓	Wood Blocking	2 days	Mon 3/4/24	Tue 3/5/24		Mon 3/4/24	Tue 3/5/24	0 days						
53	✓	Exterior Sheathing	0 days	Mon 2/19/24	Fri 3/1/24		Mon 2/19/24	Fri 3/1/24	0 days						
54	✓	Damp proofing	1 wk	Mon 3/4/24	Fri 3/8/24		Mon 3/4/24	Fri 3/8/24	0 wks						
55	✓	Rigid Insulation	2 wks	Mon 3/25/24	Fri 4/5/24		Mon 3/25/24	NA	5 wks						
56	✓	Storefronts & Windows	2 wks	Mon 4/8/24	Fri 4/19/24		Mon 4/8/24	NA	5 wks						
57	✓	Metal Wall & Soffit Panels	2 wks	Mon 4/22/24	Fri 5/3/24		Mon 4/22/24	NA	5 wks						
58	✓	Exterior Doors	4 days	Mon 5/6/24	Thu 5/9/24		Mon 5/6/24	NA	25 days						
59	✓	OH Doors	1 wk	Wed 3/20/24	Tue 3/26/24		Wed 3/20/24	NA	25 wks						
60	✓	Aluminum Canopies	5 days	Mon 4/22/24	Fri 4/26/24		Mon 4/22/24	NA	102 days						
61	✓	Interior Buildout	167 days	Mon 1/22/24	Tue 9/10/24		Mon 1/22/24	NA	5 days						
62	✓	Sprinkler pipe	2 wks	Mon 1/29/24	Tue 3/12/24		Mon 1/29/24	Tue 3/12/24	0 wks						
63	✓	Ductwork	2 wks	Mon 1/22/24	Tue 3/12/24		Mon 1/22/24	Tue 3/12/24	0 wks						
64	✓	Insulate ductwork	2 days	Mon 2/5/24	Thu 3/14/24		Mon 2/5/24	Thu 3/14/24	0 days						
65	✓	Overhead electrical	2 wks	Mon 2/5/24	Fri 3/15/24		Mon 2/5/24	Fri 3/15/24	0 wks						

Project: Station 94
 Done: Wed 4/3/24

Task: Summary Project Summary Inactive Task Inactive Milestone Inactive Summary Manual Task


Duration-only: Manual Summary Rollup Manual Summary

Start-only: External Tasks

External Milestone: External Milestone Critical

Critical Path: Progress Manual Progress

ID	Task Name	Task Mode	Duration	Start	Finish	Predecessors	Actual Start	Actual Finish	Total Slack
104	Window coverings	☑	2 days	Tue 9/3/24	Wed 9/4/24	105SS	NA	NA	0 days
105	Punchout & inspections	☑	4 days	Thu 9/5/24	Tue 9/19/24	104	NA	NA	0 days
106	Set Generator	☑	4 days	Fri 5/17/24	Wed 5/22/24	20,87	NA	NA	84 days
107	Stework	☑	126 days	Thu 2/29/24	Thu 8/22/24		Thu 2/29/24	NA	18 days
108	Make Safe For Demolition	☑	7 days	Thu 2/29/24	Fri 3/8/24		Thu 2/29/24	Fri 3/8/24	0 days
109	Asbestos Abatement	☑	3 days	Mon 3/11/24	Wed 3/13/24	108	Mon 3/11/24	Wed 3/13/24	0 days
110	Demolition of Existing Structures	☑	3 days	Thu 3/14/24	Mon 3/18/24	109	Thu 3/14/24	Mon 3/18/24	0 days
111	Pavement and Foundation Demo	☑	2 days	Tue 3/19/24	Wed 3/20/24	106,110	Tue 3/19/24	Wed 3/20/24	0 days
112	Install New Culverts	☑	4 days	Mon 3/25/24	Thu 3/28/24	111	Mon 3/25/24	NA	0 days
113	Storm Sewer Phase 1	☑	2 wks	Fri 3/29/24	Thu 4/11/24	112	NA	NA	0 wks
114	Install Grease Separator	☑	3 days	Fri 3/29/24	Tue 4/2/24	112	NA	NA	17 days
115	Sanitary Sewer	☑	5 days	Fri 4/12/24	Thu 4/18/24	113	NA	NA	0 days
116	Water Service	☑	1 wk	Fri 4/19/24	Thu 4/25/24	115	NA	NA	0 wks
117	Fire Line	☑	3 days	Fri 4/19/24	Tue 4/23/24	115	NA	NA	2 days
118	Electrical service/ Grounding Loop	☑	5 days	Fri 4/26/24	Thu 5/2/24	115,113,114, NA	NA	NA	0 days
119	Natural Gas Line	☑	1 day	Fri 4/26/24	Fri 4/26/24	113,116,117	NA	NA	102 days
120	Form and pour Mow strips and equipment pad	☑	7 days	Fri 5/3/24	Mon 5/13/24	118	NA	NA	84 days
121	Pond Layout	☑	2 days	Fri 4/26/24	Mon 4/29/24	118SS	NA	NA	0 days
122	Dewatering	☑	30 days	Tue 4/30/24	Mon 6/10/24	121	NA	NA	0 days
123	Excavate Pond	☑	2 wks	Tue 5/14/24	Mon 5/27/24	122SS+2 wks	NA	NA	0 wks
124	Form and Pour Pond Walls	☑	4 wks	Tue 5/28/24	Mon 6/24/24	123	NA	NA	0 wks
125	Lift Station/ Phase 2 Storm	☑	2 wks	Tue 5/28/24	Mon 6/10/24	123	NA	NA	14.2 wks
126	Cut/ fill paving	☑	1 wk	Tue 6/25/24	Mon 7/1/24	124	NA	NA	0 wks
127	Bluetop paving	☑	2 days	Tue 7/2/24	Wed 7/3/24	126	NA	NA	0 days
128	Stabilize paving	☑	5 days	Thu 7/4/24	Wed 7/10/24	127	NA	NA	0 days
129	Paving forms & steel	☑	4 days	Thu 7/11/24	Tue 7/16/24	128,41	NA	NA	0 days
130	Place paving	☑	1 day	Wed 7/17/24	Wed 7/17/24	129	NA	NA	18 days
131	Sawcut Control Joints	☑	1 day	Wed 7/17/24	Wed 7/17/24	130SS	NA	NA	18 days
132	Rain Days	☑	8 days	Thu 7/18/24	Mon 7/29/24	131,44	NA	NA	36 days
133	Landscaping and Irrigation	☑	21 days	Thu 7/18/24	Thu 8/15/24	131	NA	NA	18 days
134	Striping	☑	5 days	Fri 8/16/24	Thu 8/22/24	133	NA	NA	18 days
135	Substantial Completion	☑	0 days	Tue 9/10/24	Tue 9/10/24	105	NA	NA	0 days
136	Punchout	☑	5 days	Wed 9/11/24	Tue 9/17/24	135	NA	NA	0 days
137	Building turn-over	☑	0 days	Tue 9/17/24	Tue 9/17/24	136	NA	NA	0 days



Project: Station 84
Date: Wed 4/3/24

Task Split Milestone

Summary Inactive Task

Inactive Milestone Inactive Summary Manual Task

Duration-only Manual Summary Rollup Manual Summary

Start-only Finish-only External Tasks

External Milestone Deadline Critical

Critical Path Progress Manual Progress

Page 3

March

2024

Weather Delay Calendar

Harris County EMS Stations 93 & 96

Construction Masters of Houston
3908 3rd Street, Pearland, Texas 77581
Office Phone: (281) 997-2640
Justin Davis – President
Dennis Busby – Project Manager
Manny Zuniga – Superintendent of 96
James Jordan – Superintendent of 93

Sunday	Monday	Tuesday	Wednesday	Thursday	Friday	Saturday
					1	2
3	4	5	6	7	8	9
10	11	12	13	14	15	16
17	18	19	20	21 Rain Delay - 96	22	23
24	25	26	27	28	29	30
31						

Total Number of Rain Days for 93 in March: 0
Total Number of Rain Days for 96 in March: 1
Total Number of Accumulated Rain days for 93: 15
Total Number of Accumulated Rain days for 96: 14

AmeraProducts, Inc.

Commercial Contract Glazing
PO Box 21358
Beaumont, Texas 77720-1358

6808 S. Major Drive
Beaumont, Texas 77705

p 800.608.6568
p 409.842.2267
f 409.842.5852

Bill of Sale

Project: Harris Co. ESD 1 no. 93

Buyer: Construction Masters of Houston
PO Box 1587
Pearland, Texas 77588

Seller: AmeraProducts, Inc.
P.O. Box 21358
Beaumont, Texas 77720-1358


We hereby transfer title to the above said buyer upon receipt of payment for stored material.

Value of material: \$19,120.00

Description of material: Kawneer IR501 Impact Resistant Storefront Framing

Storage Location: AmeraProducts, Inc.
6808 South Major Dr
Beaumont, Texas 77705

The undersigned certifies that the above to be true to the best of his or her knowledge.



Signature

Stephen Quinn, Project Manager


Printed Name and Title

March 19, 2024

Date

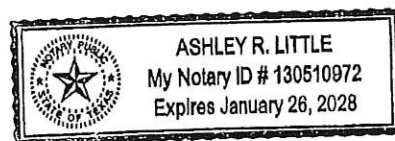
State of Texas
County of Jefferson

Subscribed and sworn to before me on March 19, 2024



Notary Public
January 26, 2028

My Commission Expires





Packing List

Customer PO Number 40791	Job Name Harris County ESD 93 5891	Job Number 1098309E	Shipped From Houston
Sales Order Number 4466298 1	Carrier FED EX (SMALL PACKAGE)		Number of Boxes 3
SHIP TO: AMERA GLASS CO. INC. 6808 S. MAJOR DR. ATTN: STEPHEN QUINN BEAUMONT TX 77705		CSR: Allyson Sipes PH#: 713-896-8846 Kawneer Direct Reference:	Shipping Weight 29LBS / 13KG
			Bill of Lading Number 2850616

Skid #	Box #	Weight	Quantity	Item Number / Description	Box Size W x H x L	Box Type	Packed By	Cu. Ft.	C O O
	1	9	55	127070 SETTING BLOCK	10X 10X 6	HARDWARE	BILLIMC	.34	TW
			300	128267 12 X 1 TYPE I CRPHTFS AB					TW
			100	128271 12 X 5/8 TYPE I CRPHTFS B					US
			11	575208 END DAM 575157 SILL FLASHING					
			2	575297 IR501 DOOR JAMB ANCH BLCK					
	2	5	100	127120 FOAM TAPE HP-SILL	12X 12X 12	HARDWARE	BILLIMC	1.00	
	3	15	600	127127 GLAZING GASKET	12X 12X 12	HARDWARE	BILLIMC	1.00	US



Packing List

Page: 1

Date: 02/12/24

Customer PO Number 40791	Job Name Harris County ESD 93 5991	Job Number 1098309E	Shipped From Houston
Sales Order Number 4470879 1	Carrier TAZMANIAN FREIGHT SYSTEM INC		Number of Boxes 9
SHIP AMERA GLASS CO. INC. TO: 6808 S. MAJOR DR. ATTN: STEPHEN QUINN BEAUMONT TX 77705		CSR: Allyson Slipes PH#: 713-896-8846 Kawneer Direct Reference:	Shipping Weight 650LBS / 295KG Bill of Lading Number 2851450

Skid #	Box #	Weight	Quantity	Item Number / Description	Box Size W x H x L	Box Type	Packed By	Cu. Ft.	COO
	1	83	2	575101-40-289 JAMB IR 501	4X 4X289	LONG	BILLIMC	2.67	
	2	83	2	575101-40-289 JAMB IR 501	4X 4X289	LONG	BILLIMC	2.67	
	3	119	1	575116-40-289 HW VERTICAL MULLION - IR501	4X 4X289	LONG	BILLIMC	2.67	
			1	575115-40-289 TUBULAR HORIZONTAL IR501					
			2	575159-40-289 COVER FOR OPTIONAL SILL					
	4	36	2	575102-40-289 SHALLOW POCKET FILLER IR501	4X 4X289	LONG	BILLIMC	2.67	
	5	100	2	575112-40-289 ONE PIECE HEAD IR 501	4X 4X289	LONG	BILLIMC	2.67	
	6	47	1	575115-40-289 TUBULAR HORIZONTAL IR501	4X 4X289	LONG	BILLIMC	2.67	
	7	55	5	575104-40-289 GLASS STOP IR 501	4X 4X289	LONG	BILLIMC	2.67	
	8	73	2	575158-40-289 OPTIONAL SILL	4X 4X289	LONG	BILLIMC	2.67	
	9	54	2	575157-40-289 FLASHING	4X 4X289	LONG	BILLIMC	2.67	

Thank you for your order!



TADAMS

EVIDENCE OF PROPERTY INSURANCE

DATE (MM/DD/YYYY)
3/19/2024

THIS EVIDENCE OF PROPERTY INSURANCE IS ISSUED AS A MATTER OF INFORMATION ONLY AND CONFERS NO RIGHTS UPON THE ADDITIONAL INTEREST NAMED BELOW. THIS EVIDENCE DOES NOT AFFIRMATIVELY OR NEGATIVELY AMEND, EXTEND OR ALTER THE COVERAGE AFFORDED BY THE POLICIES BELOW. THIS EVIDENCE OF INSURANCE DOES NOT CONSTITUTE A CONTRACT BETWEEN THE ISSUING INSURER(S), AUTHORIZED REPRESENTATIVE OR PRODUCER, AND THE ADDITIONAL INTEREST.

AGENCY INSURICA 6011 Garth Road, Suite A Baytown, TX 77521		PHONE (A/C, No, Ext): (281) 421-7605	COMPANY AGCS Marine Insurance Co. 225 W. Washington Street, Ste 2000 Chicago, IL 60606	
FAX (A/C, No): (866) 652-9381	E-MAIL ADDRESS:			
CODE:	SUB CODE:			
AGENCY CUSTOMER ID #: AMERPRO03C		LOAN NUMBER		POLICY NUMBER SML93076294
INSURED AmeraProducts, Inc. dba AmeraGlass Co. P O Box 21358 Beaumont, TX 77720		EFFECTIVE DATE 4/1/2023	EXPIRATION DATE 4/1/2024	<input type="checkbox"/> CONTINUED UNTIL TERMINATED IF CHECKED
THIS REPLACES PRIOR EVIDENCE DATED:				

PROPERTY INFORMATION

LOCATION/DESCRIPTION
Loc # 1, Bldg # 1, 6808 S. Major Drive, Beaumont, TX 77705

THE POLICIES OF INSURANCE LISTED BELOW HAVE BEEN ISSUED TO THE INSURED NAMED ABOVE FOR THE POLICY PERIOD INDICATED. NOTWITHSTANDING ANY REQUIREMENT, TERM OR CONDITION OF ANY CONTRACT OR OTHER DOCUMENT WITH RESPECT TO WHICH THIS EVIDENCE OF PROPERTY INSURANCE MAY BE ISSUED OR MAY PERTAIN, THE INSURANCE AFFORDED BY THE POLICIES DESCRIBED HEREIN IS SUBJECT TO ALL THE TERMS, EXCLUSIONS AND CONDITIONS OF SUCH POLICIES. LIMITS SHOWN MAY HAVE BEEN REDUCED BY PAID CLAIMS.

COVERAGE INFORMATION	PERILS INSURED	BASIC	BROAD	SPECIAL	AMOUNT OF INSURANCE	DEDUCTIBLE
Loc # 1, Bldg # 1 Property of Others, Special (Including theft) - Detail, Replacement Cost Windstorm					\$19,120	\$2,500 3.0000%

REMARKS (Including Special Conditions)

Special Conditions:

PROJECT: Harris Co. ESD 1 no. 93
Kawneer IR601 Impact Resistant Storefront Framing

CANCELLATION
SHOULD ANY OF THE ABOVE DESCRIBED POLICIES BE CANCELLED BEFORE THE EXPIRATION DATE THEREOF, NOTICE WILL BE DELIVERED IN ACCORDANCE WITH THE POLICY PROVISIONS.

ADDITIONAL INTEREST

NAME AND ADDRESS Construction Masters of Houston P O Box 1587 Pearland, TX 77588	ADDITIONAL INSURED	LENDER'S LOSS PAYABLE	<input type="checkbox"/> LOSS PAYEE
	MORTGAGEE		
	LOAN #		
	AUTHORIZED REPRESENTATIVE <i>Paul Hillman Jr.</i>		

AmeraProducts, Inc.

Commercial Contract Glazing

6808 S. Major Drive
Beaumont, Texas 77705

PO Box 21358
Beaumont, Texas 77720-1358

p 800.608.6568
p 409.842.2267
f 409.842.5852

Bill of Sale

Project: Harris Co. ESD 1 no. 96

Buyer: Construction Masters of Houston
PO Box 1587
Pearland, Texas 77588

Seller: AmeraProducts, Inc.
P.O. Box 21358
Beaumont, Texas 77720-1358


We hereby transfer title to the above said buyer upon receipt of payment for stored material.

Value of material: \$22,381.00

Description of material: Kawneer IR501 impact resistant storefront framing

Storage Location: AmeraProducts, Inc.
6808 South Major Dr
Beaumont, Texas 77705

The undersigned certifies that the above to be true to the best of his or her knowledge.



Signature
Stephen Quinn, Project Manager


Printed Name and Title

March 19, 2024

Date

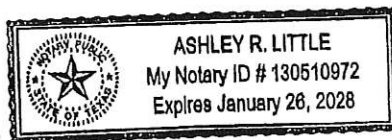
State of Texas
County of Jefferson

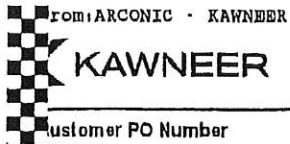
Subscribed and sworn to before me on March 19, 2024



Notary Public
January 26, 2028

My Commission Expires





Packing List

Customer PO Number 40790	Job Name Harris County ESD 98 5890	Job Number 1098302E	Shipped From Houston
Sales Order Number 4464864 1	Carrier FED EX (SMALL PACKAGE)		Number of Boxes 3
SHIP AMERA GLASS CO. INC. TO: 6808 S. MAJOR DR. ATTN: STEPHEN QUINN BEAUMONT TX 77705		CSR: Allyson Slipes PH#: 713-896-8846 Kawneer Direct Reference:	Shipping Weight 34LBS / 15KG Bill of Lading Number 2850616

Skid #	Box #	Weight	Quantity	Item Number / Description	Box Size W X H X L	Box Type	Packed By	Cu. Ft.	COO
	1	14	80	127070 SETTING BLOCK	10X 10X 6	HARDWARE	BILLIMC	.34	TW
			400	128267 12 X 1 TYPE I CRPHTFS AB					TW
			100	128271 12 X 5/8 TYPE I CRPHTFS B					US
			19	575208 END DAM 575157 SILL FLASHING					
			1	575297 IR501 DOOR JAMB ANCH BLCK					
	2	5	100	127120 FOAM TAPE HP-SILL	12X 12X 12	HARDWARE	BILLIMC	1.00	
	3	15	500	127127 GLAZING GASKET	12X 12X 12	HARDWARE	BILLIMC	1.00	US



Packing List

Page: 1

Date: 02/12/24

Customer PO Number 40790	Job Name Harris County ESD 96 5890	Job Number 1098302E	Shipped From Houston
Sales Order Number 4470890 1	Carrier TAZMANIAN FREIGHT SYSTEM INC		Number of Boxes 13
SHIP TO: AMERA GLASS CO. INC. 6808 S. MAJOR DR. ATTN: STEPHEN QUINN BEAUMONT TX 77705		CSR: Allyson Slipes PH#: 713-896-8846 Kawneer Direct Reference:	Shipping Weight 794LBS / 360KG
			Bill of Lading Number 2851450

Skid #	Box #	Weight	Quantity	Item Number / Description	Box Size W x H x L	Box Type	Packed By	Cu. Ft.	COO
	1	83	2	575101-40-289 JAMB IR 501	4X 4X289	LONG	BILLIMC	2.67	
	2	83	2	575101-40-289 JAMB IR 501	4X 4X289	LONG	BILLIMC	2.67	
	3	83	2	575101-40-289 JAMB IR 501	4X 4X289	LONG	BILLIMC	2.67	
	4	61	1	575116-40-289 HW VERTICAL MULLION - IR501	4X 4X289	LONG	BILLIMC	2.67	
	5	36	2	575102-40-289 SHALLOW POCKET FILLER IR501	4X 4X289	LONG	BILLIMC	2.67	
	6	50	1	575112-40-289 ONE PIECE HEAD IR 501	4X 4X289	LONG	BILLIMC	2.67	
	7	100	2	575112-40-289 ONE PIECE HEAD IR 501	4X 4X289	LONG	BILLIMC	2.67	
	8	93	2	575115-40-289 TUBULAR HORIZONTAL IR501	4X 4X289	LONG	BILLIMC	2.67	
	9	66	6	575104-40-289 GLASS STOP IR 501	4X 4X289	LONG	BILLIMC	2.67	
	10	73	2	575158-40-289 OPTIONAL SILL	4X 4X289	LONG	BILLIMC	2.67	
	11	6	1	575159-40-289 COVER FOR OPTIONAL SILL	4X 4X289	LONG	BILLIMC	2.67	
	12	6	1	575159-40-289 COVER FOR OPTIONAL SILL	4X 4X289	LONG	BILLIMC	2.67	
	13	54	2	575157-40-289 FLASHING	4X 4X289	LONG	BILLIMC	2.67	

Thank you for your order!



TADAMS

EVIDENCE OF PROPERTY INSURANCE

DATE (MM/DD/YYYY)
3/19/2024

THIS EVIDENCE OF PROPERTY INSURANCE IS ISSUED AS A MATTER OF INFORMATION ONLY AND CONFERS NO RIGHTS UPON THE ADDITIONAL INTEREST NAMED BELOW. THIS EVIDENCE DOES NOT AFFIRMATIVELY OR NEGATIVELY AMEND, EXTEND OR ALTER THE COVERAGE AFFORDED BY THE POLICIES BELOW. THIS EVIDENCE OF INSURANCE DOES NOT CONSTITUTE A CONTRACT BETWEEN THE ISSUING INSURER(S), AUTHORIZED REPRESENTATIVE OR PRODUCER, AND THE ADDITIONAL INTEREST.

AGENCY INSURICA 6011 Garth Road, Suite A Baytown, TX 77621	PHONE (A/C, No, Ext): (281) 421-7605	COMPANY AGCS Marine Insurance Co. 225 W. Washington Street, Ste 2000 Chicago, IL 60606	
FAX (A/C, No): (866) 652-9381	E-MAIL ADDRESS:		
CODE:	SUB CODE:		
AGENCY CUSTOMER ID #: AMERPRO03C			
INSURED AmeraProducts, Inc. dba AmeraGlass Co. P O Box 21358 Beaumont, TX 77720	LOAN NUMBER	POLICY NUMBER SML93076294	
	EFFECTIVE DATE 4/1/2023	EXPIRATION DATE 4/1/2024	<input type="checkbox"/> CONTINUED UNTIL TERMINATED IF CHECKED
THIS REPLACES PRIOR EVIDENCE DATED:			

PROPERTY INFORMATION

LOCATION/DESCRIPTION
Loc # 1, Bldg # 2, 6808 S. Major Drive, Beaumont, TX 77705

THE POLICIES OF INSURANCE LISTED BELOW HAVE BEEN ISSUED TO THE INSURED NAMED ABOVE FOR THE POLICY PERIOD INDICATED. NOTWITHSTANDING ANY REQUIREMENT, TERM OR CONDITION OF ANY CONTRACT OR OTHER DOCUMENT WITH RESPECT TO WHICH THIS EVIDENCE OF PROPERTY INSURANCE MAY BE ISSUED OR MAY PERTAIN, THE INSURANCE AFFORDED BY THE POLICIES DESCRIBED HEREIN IS SUBJECT TO ALL THE TERMS, EXCLUSIONS AND CONDITIONS OF SUCH POLICIES. LIMITS SHOWN MAY HAVE BEEN REDUCED BY PAID CLAIMS.

COVERAGE INFORMATION	PERILS INSURED	BASIC	BROAD	SPECIAL	AMOUNT OF INSURANCE	DEDUCTIBLE
Loc # 1, Bldg # 2 Property of Others, Special (Including theft) - Detail, Replacement Cost Windstorm					\$22,381	\$2,600 3.0000%

REMARKS (Including Special Conditions)

Special Conditions:

PROJECT: Harris Co ESD 1 no. 96
Kawneer IR601 impact resistant storefront framing

CANCELLATION

SHOULD ANY OF THE ABOVE DESCRIBED POLICIES BE CANCELLED BEFORE THE EXPIRATION DATE THEREOF, NOTICE WILL BE DELIVERED IN ACCORDANCE WITH THE POLICY PROVISIONS.

ADDITIONAL INTEREST

NAME AND ADDRESS Construction Masters of Houston P O Box 1587 Pearland, TX 77588	ADDITIONAL INSURED	LENDER'S LOSS PAYABLE	LOSS PAYEE
	MORTGAGEE		
	LOAN #		
	AUTHORIZED REPRESENTATIVE <i>Paul Kilbary</i>		

AIA® Document G742™ - 2015

Application and Certificate for Payment for a Design-Build Project

TO OWNER: Harris Co. ESD #1
2800 Aldine Bender Rd.
Houston, TX 77032

PROJECT: Harris Co. ESD #93 & #96
#93: 7710 Fallbrook, Houston, TX
77086 & #96: 2947 Washington Ave.,
Houston, TX 77007

APPLICATION NO: 014
PERIOD TO: March 31, 2024

FROM DESIGN-BUILDER: Construction Masters of Houston
P. O. Box 1587
Pearland, TX 77588

CONTRACT FOR: General Construction
CONTRACT DATE: / 6922
PROJECT NOS: / 6922

Distribution to: OWNER: ARCHITECT:
DESIGN-BUILDER: FIELD:
OTHER:

DESIGN-BUILDER'S APPLICATION FOR PAYMENT

Application is made for payment, as shown below, in connection with the Contract. AIA Document G743™, Continuation Sheet for a Design-Build Project, is attached.

1. ORIGINAL CONTRACT SUM	\$302,500.00
2. NET CHANGE BY CHANGE ORDERS	\$127,500.00
3. CONTRACT SUM TO DATE (Line 1 + 2)	\$430,000.00
4. TOTAL COMPLETED & STORED TO DATE (Column G on G743)	\$344,000.00
5. RETAINAGE:	
a. 0 % of Completed Work (Column D + E on G743)	\$0.00
b. 0 % of Stored Material (Column F on G743)	\$0.00
Total Retainage (Lines 5a + 5b or Total in Column I of G743)	\$0.00
6. TOTAL EARNED LESS RETAINAGE	\$344,000.00
(Line 4 Less Line 5 Total)	
7. LESS PREVIOUS CERTIFICATES FOR PAYMENT	\$331,250.00
(Line 6 from prior Certificate)	

8. CURRENT PAYMENT DUE \$12,750.00


9. BALANCE TO FINISH, INCLUDING RETAINAGE
 (Line 3 less Line 6) \$86,000.00

CHANGE ORDER SUMMARY	ADDITIONS	DEDUCTIONS
Total changes approved in previous months by Owner	\$127,500.00	\$0.00
Total approved this Month	\$0.00	\$0.00
TOTALS	\$127,500.00	\$0.00
NET CHANGES by Change Order		\$127,500.00

The undersigned Design-Builder certifies that to the best of the Design-Builder's knowledge, information and belief the Work covered by this Application for Payment has been completed in accordance with the Design-Build Documents, that all amounts have been paid by the Design-Builder for Work for which previous Certificates for Payment were issued and payments received from the Owner, and that current payment shown herein is now due.

DESIGN-BUILDER: 
By: _____ Date: April 10, 2024
State of: Texas

County of: Brazoria
Subscribed and sworn to before me this 10th day of April, 2024
Notary Public: Marjorie Carns
My Commission expires: September 26, 2025



CERTIFICATE FOR PAYMENT

In accordance with the Design-Build Documents, based on the Owner's review of the Work and the data comprising this application, the Owner determines the following amount is properly due and owing to the Design-Builder.

AMOUNT DUE \$12,750.00
(Attach explanation if amount certified differs from the amount applied. Initial all figures on this Application and on the Continuation Sheet that are changed to conform with the amount certified.)

OWNER: _____ Date: _____
By: _____

This Certificate is not negotiable. The AMOUNT CERTIFIED is payable only to the Design-Builder named herein. Issuance, payment and acceptance of payment are without prejudice to any rights of the Owner or Design-Builder under this Contract.

AIA[®] Document G743™ – 2015

Continuation Sheet for a Design-Build Project

AIA Document G742™, Application and Certification for Payment, containing Design-Builder's signed certification is attached.
 Use Column I on Contracts where variable retainage for line items may apply.

A ITEM NO.	B DESCRIPTION OF WORK	C SCHEDULED VALUE	D WORK COMPLETED		E THIS PERIOD	F MATERIALS PRESENTLY STORED (NOT IN D OR E)	G TOTAL COMPLETED AND STORED TO DATE (D + E + F)	H BALANCE TO FINISH (C - G)	I RETAINAGE (IF VARIABLE RATE)
			FROM PREVIOUS APPLICATION (D + E)	THIS PERIOD					
1.01	Pre-Construction Services	5,000.00	0.00	0.00	0.00	0.00	0.00	5,000.00	0.00
1.02	Programming	63,750.00	63,750.00	0.00	0.00	0.00	63,750.00	0.00	0.00
1.03	Schematic Design	42,500.00	42,500.00	0.00	0.00	0.00	42,500.00	0.00	0.00
1.04	Design Development	42,500.00	42,500.00	0.00	0.00	0.00	42,500.00	0.00	0.00
1.05	Construction Documents	148,750.00	148,750.00	0.00	0.00	0.00	148,750.00	0.00	0.00
1.06	Construction Administration	127,500.00	33,750.00	12,750.00	0.00	0.00	46,500.00	81,000.00	0.00
		0.00	0.00	0.00	0.00	0.00	0.00	0.00	0.00
		0.00	0.00	0.00	0.00	0.00	0.00	0.00	0.00
		0.00	0.00	0.00	0.00	0.00	0.00	0.00	0.00
		0.00	0.00	0.00	0.00	0.00	0.00	0.00	0.00
		0.00	0.00	0.00	0.00	0.00	0.00	0.00	0.00
		0.00	0.00	0.00	0.00	0.00	0.00	0.00	0.00
		0.00	0.00	0.00	0.00	0.00	0.00	0.00	0.00
		0.00	0.00	0.00	0.00	0.00	0.00	0.00	0.00
		0.00	0.00	0.00	0.00	0.00	0.00	0.00	0.00
		0.00	0.00	0.00	0.00	0.00	0.00	0.00	0.00
		0.00	0.00	0.00	0.00	0.00	0.00	0.00	0.00
		0.00	0.00	0.00	0.00	0.00	0.00	0.00	0.00
		0.00	0.00	0.00	0.00	0.00	0.00	0.00	0.00
		0.00	0.00	0.00	0.00	0.00	0.00	0.00	0.00
		0.00	0.00	0.00	0.00	0.00	0.00	0.00	0.00
		0.00	0.00	0.00	0.00	0.00	0.00	0.00	0.00
		0.00	0.00	0.00	0.00	0.00	0.00	0.00	0.00
		0.00	0.00	0.00	0.00	0.00	0.00	0.00	0.00
		0.00	0.00	0.00	0.00	0.00	0.00	0.00	0.00
		0.00	0.00	0.00	0.00	0.00	0.00	0.00	0.00
		0.00	0.00	0.00	0.00	0.00	0.00	0.00	0.00
		0.00	0.00	0.00	0.00	0.00	0.00	0.00	0.00
		0.00	0.00	0.00	0.00	0.00	0.00	0.00	0.00
		0.00	0.00	0.00	0.00	0.00	0.00	0.00	0.00
		0.00	0.00	0.00	0.00	0.00	0.00	0.00	0.00
		0.00	0.00	0.00	0.00	0.00	0.00	0.00	0.00
		0.00	0.00	0.00	0.00	0.00	0.00	0.00	0.00
		0.00	0.00	0.00	0.00	0.00	0.00	0.00	0.00
		0.00	0.00	0.00	0.00	0.00	0.00	0.00	0.00
		0.00	0.00	0.00	0.00	0.00	0.00	0.00	0.00
		0.00	0.00	0.00	0.00	0.00	0.00	0.00	0.00
		0.00	0.00	0.00	0.00	0.00	0.00	0.00	0.00
		0.00	0.00	0.00	0.00	0.00	0.00	0.00	0.00
		0.00	0.00	0.00	0.00	0.00	0.00	0.00	0.00
		0.00	0.00	0.00	0.00	0.00	0.00	0.00	0.00
		0.00	0.00	0.00	0.00	0.00	0.00	0.00	0.00
		0.00	0.00	0.00	0.00	0.00	0.00	0.00	0.00
		0.00	0.00	0.00	0.00	0.00	0.00	0.00	0.00
		0.00	0.00	0.00	0.00	0.00	0.00	0.00	0.00
		0.00	0.00	0.00	0.00	0.00	0.00	0.00	0.00
		0.00	0.00	0.00	0.00	0.00	0.00	0.00	0.00
		0.00	0.00	0.00	0.00	0.00	0.00	0.00	0.00
		0.00	0.00	0.00	0.00	0.00	0.00	0.00	0.00
		0.00	0.00	0.00	0.00	0.00	0.00	0.00	0.00
		0.00	0.00	0.00	0.00	0.00	0.00	0.00	0.00
		0.00	0.00	0.00	0.00	0.00	0.00	0.00	0.00
		0.00	0.00	0.00	0.00	0.00	0.00	0.00	0.00
		0.00	0.00	0.00	0.00	0.00	0.00	0.00	0.00
		0.00	0.00	0.00	0.00	0.00	0.00	0.00	0.00
		0.00	0.00	0.00	0.00	0.00	0.00	0.00	0.00
		0.00	0.00	0.00	0.00	0.00	0.00	0.00	0.00
		0.00	0.00	0.00	0.00	0.00	0.00	0.00	0.00
		0.00	0.00	0.00	0.00	0.00	0.00	0.00	0.00
		0.00	0.00	0.00	0.00	0.00	0.00	0.00	0.00
		0.00	0.00	0.00	0.00	0.00	0.00	0.00	0.00
		0.00	0.00	0.00	0.00	0.00	0.00	0.00	0.00
		0.00	0.00	0.00	0.00	0.00	0.00	0.00	0.00
		0.00	0.00	0.00	0.00	0.00	0.00	0.00	0.00
		0.00	0.00	0.00	0.00	0.00	0.00	0.00	0.00
		0.00	0.00	0.00	0.00	0.00	0.00	0.00	0.00
		0.00	0.00	0.00	0.00	0.00	0.00	0.00	0.00
		0.00	0.00	0.00	0.00	0.00	0.00	0.00	0.00
		0.00	0.00	0.00	0.00	0.00	0.00	0.00	0.00
		0.00	0.00	0.00	0.00	0.00	0.00	0.00	0.00
		0.00	0.00	0.00	0.00	0.00	0.00	0.00	0.00
		0.00	0.00	0.00	0.00	0.00	0.00	0.00	0.00
		0.00	0.00	0.00	0.00	0.00	0.00	0.00	0.00
		0.00	0.00	0.00	0.00	0.00	0.00	0.00	0.00
		0.00	0.00	0.00	0.00	0.00	0.00	0.00	0.00
		0.00	0.00	0.00	0.00	0.00	0.00	0.00	0.00
		0.00	0.00	0.00	0.00	0.00	0.00	0.00	0.00
		0.00	0.00	0.00	0.00	0.00	0.00	0.00	0.00
		0.00	0.00	0.00	0.00	0.00	0.00	0.00	0.00
		0.00	0.00	0.00	0.00	0.00	0.00	0.00	0.00
		0.00	0.00	0.00	0.00	0.00	0.00	0.00	0.00
		0.00</							

Conditional Waiver & Release Upon Partial Payment

Whereas, the undersigned **Construction Masters of Houston, Inc.** has performed work or furnished materials for improvement to property known as **Harris County ESD #93 & #96, Design Phase** located in the city of Houston, state of Texas.

The undersigned further certifies that all labor and materials furnished by the undersigned in connection with the above-named project has been paid in full and agrees to indemnify and save harmless the said Owner, **Harris County ESD #1**, against all loss, damages, cost or expense of any character whatsoever that may arise by reason of claims for labor or unpaid material used in connection with said improvements. When the check has been properly endorsed and has been paid by the bank upon which it is drawn, this document shall become effective to release pro tanto, any mechanic's lien, stop notice or bond right the undersigned has on the job.

Signed, Sealed and Delivered This 10th Day of April, 2024

Construction Masters of Houston, Inc.

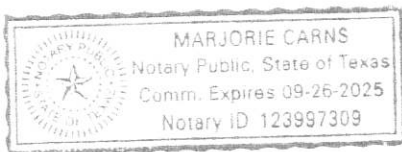
By: 

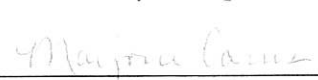
Title: **President**

State of Texas }
County of Brazoria }

Before me, the undersigned authority, on this day appeared **Justin Davis**, a person known to me, who upon being placed under oath, stated that he read and signed the foregoing instrument for the purposes and consideration therein stated and as the act and deed of **Construction Masters of Houston, Inc.** and further stated that each statement therein is within his knowledge and is true and correct.

Sworn and subscribed to before me on the 10th day of April, 2024.




Notary Public in and for Brazoria County, Texas
My commission expires: 9/26/25



**Two Riverway, 15th Floor
Houston, TX 77056-1939
713-621-8090
Federal ID 72-1396621**

*Harris County EMS District I (Audit)
2800 Aldine Bender Road
Houston, TX 77032*

*Invoice No. 17895253 (include on check)
Date 03/21/2024
Client No. 94-02081.001*

Professional services rendered as follows:

Progress billing for the financial statement audit of Harris County EMS District No.1 for the year ended December 31, 2023.

Current Amount Due \$ 16,000.00

Invoice payable upon receipt. Please include invoice number with payment.

To pay by ACH or credit card, please visit <https://cricpa.com/client-resources/> or scan QR code below.

Credit card payments are subject to a 3.5% surcharge.

Carr, Riggs & Ingram, LLC reserves the right to assess finance charges on past due balances up to the maximum amount allowed under state law.





6800 Koll Center Pkwy, Suite 250
 Pleasanton, CA 94566
 +1 (833) 633-8666
 support@cowbellcyber.ai

INVOICE

BILL TO
Harris County Emergency Service District #1
2814493131
jhyde@hcec.com
2800 Aldine Bender Rd Ste. A
Houston, tx, 77032

INVOICE NUMBER **INV-3BAV6FX7V**
DATE OF ISSUE **Apr 2, 2024**
DATE DUE **Apr 9, 2024**

\$9,254.00 DUE APR 9, 2024

Thank you for selecting Cowbell Insurance Agency, we appreciate your business.

Log in to console.cowbellcyber.ai to view your policy documents or review your current Cowbell Factors. Please contact your agent for any policy changes or coverage questions.

Description	Amount
Policy# FLY-CB-3BAV6FX7V	\$9,254.00
Amount Due	\$9,254.00

Pay \$9,254.00 with ACH or wire transfer

BANK Bank of America
ACH ROUTING 121000358
WIRE ROUTING 026009593
ACCOUNT 325180589207
ACCOUNT TYPE Checking
SWIFT BOFAUS3N

Pay \$9,254.00 with Credit Card or Bank Account

Visit <https://console.cowbellcyber.ai/customer/policies>

Invoice



Page 1/1
 Invoice 02944
 Date 2/29/2024

Harris County Emergency Corps
 2800 Aldine Bender Road
 Houston TX 77032

Bill To: Harris County ESD#1

Ship To: Harris County ESD#1
 Melissa Morton

Customer ID		Shipping Method	Payment Terms	Req Ship Date	Master No.
H0001			Due on Receipt	2/29/2024	2,904
Ordered	Item Number	Description	Discount	Unit Price	Ext. Price
1894	911 SERVICES	911 Services under ESD1 contract	\$0.00	\$984.21	\$1,864,093.74
1.00	PATIENT RECEIVABLES	Intermedix Collected	\$0.00	-\$404,756.00	-\$404,756.00
1.00	LEASE AMBULANCES	Lease Payments ESD1 ambulances	\$0.00	-\$7,000.00	-\$7,000.00
1.00	LEASE PAYMENTS	Lease payments to ESD1 Bldg/Eq	\$0.00	-\$45,553.00	-\$45,553.00

Thank you for your business!

Subtotal	\$1,406,784.74
Misc	\$0.00
Tax	\$0.00
Freight	\$0.00
Trade Discount	\$0.00
Total	\$1,406,784.74

Invoice



Page 1/1
 Invoice 02959
 Date 3/31/2024

Harris County Emergency Corps
 2800 Aldine Bender Road
 Houston TX 77032

Bill To: Harris County ESD#1

Ship To: Harris County ESD#1
 Melissa Morton

Customer ID		Shipping Method	Payment Terms	Req Ship Date	Master No.
H0001			Due on Receipt	3/31/2024	2,919
Ordered	Item Number	Description	Discount	Unit Price	Ext. Price
2,110	911 SERVICES	911 Services under ESD1 contract	\$0.00	\$984.21	\$2,076,683.10
1.00	PATIENT RECEIVABLES	Intermedix Collected	\$0.00	-\$479,971.54	-\$479,971.54
1.00	LEASE AMBULANCES	Lease Payments ESD1 ambulances	\$0.00	-\$7,000.00	-\$7,000.00
1.00	LEASE PAYMENTS	Lease payments to ESD1 Bldg/Eq	\$0.00	-\$45,553.00	-\$45,553.00

Thank you for your business!

Subtotal	\$1,544,158.56
Misc	\$0.00
Tax	\$0.00
Freight	\$0.00
Trade Discount	\$0.00
Total	\$1,544,158.56



INVOICE

OAK Interactive, LLC
1819 Blue Water Bay Dr., Katy, TX 77494,
UNITED STATES
info@oakinteractive.com; Website:
www.oakinteractive.com

Invoice No#: 13912
Invoice Date: Mar 31, 2024
Reference: Creative Services
Due Date: Apr 30, 2024

\$450.00
AMOUNT DUE

BILL TO

HCESD-1.org
Melissa Morton
2800 Aldine Bender Rd., Houston, TX
77032, UNITED STATES

#	ITEMS & DESCRIPTION	QTY/HRS	PRICE	AMOUNT(\$)
1	Website Maintenance	1	\$450.00	\$450.00
		Subtotal		\$450.00
		TOTAL		\$450.00 USD

NOTES TO CUSTOMER

March, 2024 - Kindly Remit to: OAK Interactive, LLC
1819 Blue Water Bay Dr., Katy, TX 77494

Thank YOU For Your Business!

TERMS AND CONDITIONS

Net 30 - Interest accrued at 2% per month, thereafter. Make checks payable to: OAK Interactive, LLC or pay via Credit Card with a 4% processing fee. Sales Tax applied to:

- Website Maintenance
- Website Design & Development
- Hard Cost for production items

RAB
RADCLIFFE
ADAMS
BARNER

2929 Allen Parkway
 Suite 3450
 Houston, Texas 77019-7120
 713.237.1221
 rabfirm.com

Harris County ESD 1
 c/o The Morton Accounting Services
 1125 Cypress Station Drive, Building H-4
 Houston, Texas 77090

April 3, 2024

Client No.: 1850.0000
 Invoice No.: 218289

Attention:
RE: Elections

DATE	DESCRIPTION	HOURS	AMOUNT	
Mar-04-24	Prepare certificate of posting for Order Declaring Unopposed Candidates Election; finalize same; prepare correspondence and transmit same to J. Hyde for posting at polling location and on District website.	0.50	60.00	RDR
Mar-12-24	Receive and profile certificate of posting from J. Hyde for Order Declaring Unopposed Candidates Elected and Canceling Election.	0.25	30.00	RDR
	Totals	0.75	\$90.00	

DISBURSEMENTS

Photocopies - Black & White	15.90
Photocopies - Color	1.20
Totals	\$17.10
Total Fee & Disbursements	\$107.10



Invoice

Date	Invoice #
3/31/2024	2555

Bill To
Harris County ESD #1 2800 Aldine Bender Rd Houston, TX 77032

Terms	Due Date
Net 30	4/30/2024

Serviced	Description	Time	Rate	Amount
3/31/2024	March CPA Services		4,675.00	4,675.00
3/31/2024	Additional Hours (Coordinating and working with Arbitrage team, work with board members, wrap up audit meeting)	2.2268	160.00	356.29
3/31/2024	Copies	24	0.35	8.40

Please Remit Payment to:
The Morton Accounting Service
410 Pierce Street Suite 230
Houston, TX 77002

or via the Intuit payment link in the email.

Total	\$5,039.69
Payments/Credits	\$0.00
Balance Due	\$5,039.69



Harris County Emergency Services District 1
2800 Aldine Bender
Houston, Texas 77032
Board of Commissioners

April 24, 2024

Carr, Riggs & Ingram, LLC
Two Riverway, 15th Floor
Houston, Texas 77056

This representation letter is provided in connection with your audit of the financial statements of Harris County Emergency Services District #1 (the District), which comprise the respective financial position of the governmental activities and major fund as of December 31, 2023, and the respective changes in financial position for the year then ended, and the disclosures (collectively, the "financial statements"), for the purpose of expressing opinions as to whether the financial statements are presented fairly, in all material respects, in accordance with accounting principles generally accepted in the United States of America (U.S. GAAP).

Certain representations in this letter are described as being limited to matters that are material. Items are considered to be material, regardless of size, if they involve an omission or misstatement of accounting information that, in light of surrounding circumstances, makes it probable that the judgment of a reasonable person relying on the information would be changed or influenced by the omission or misstatement. An omission or misstatement that is monetarily small in amount could be considered material as a result of qualitative factors.

We confirm, to the best of our knowledge and belief, based solely on reliance on professional advice from counsel and other qualified professionals, as of the date of this letter, the following representations made to you during your audit.

Financial Statements

- 1) We have fulfilled our responsibilities, as set out in the terms of the audit engagement letter dated January 23, 2024, including our responsibility for the preparation and fair presentation of the financial statements in accordance with U.S. GAAP and for preparation of the supplementary information in accordance with the applicable criteria.
- 2) The primary government financial statements referred to above are fairly presented in conformity with U.S. GAAP and include all properly classified funds and other financial information of the primary government required by generally accepted accounting principles to be included in the financial reporting entity.
- 3) We acknowledge our responsibility for the design, implementation, and maintenance of internal control relevant to the preparation and fair presentation of financial statements that are free from material misstatement, whether due to fraud or error.
- 4) We acknowledge our responsibility for the design, implementation, and maintenance of internal control to prevent and detect fraud.
- 5) The methods, significant assumptions, and data used in making accounting estimates and their related disclosures are appropriate to achieve recognition, measurement, or disclosure that is reasonable in accordance with U.S. GAAP.



Harris County Emergency Services District 1
2800 Aldine Bender
Houston, Texas 77032
Board of Commissioners

- 6) Related party relationships and transactions, including revenues, expenditures/expenses, loans, transfers, leasing arrangements, and guarantees, and amounts receivable from or payable to related parties have been appropriately accounted for and disclosed in accordance with U.S. GAAP.
- 7) Adjustments or disclosures have been made for all events, including instances of noncompliance, subsequent to the date of the financial statements that would require adjustment to or disclosure in the financial statements.
- 8) The effects of all known actual or possible litigation, claims, and assessments have been accounted for and disclosed in accordance with U.S. GAAP.
- 9) Guarantees, whether written or oral, under which the District is contingently liable, if any, have been properly recorded or disclosed.

Information Provided

- 10) We have provided you with:
 - a) Access to all information, of which we are aware, that is relevant to the preparation and fair presentation of the financial statements, such as records (including information obtained from outside of the general and subsidiary ledgers), documentation, and other matters.
 - b) Additional information that you have requested from us for the purpose of the audit.
 - c) Unrestricted access to persons within the District from whom you determined it necessary to obtain audit evidence.
 - d) Minutes of the meetings of the Board of Commissioners or summaries of actions of recent meetings for which minutes have not yet been prepared.
- 11) All material transactions have been recorded in the accounting records and are reflected in the financial statements.
- 12) We have disclosed to you the results of our assessment of the risk that the financial statements may be materially misstated as a result of fraud.
- 13) We have no knowledge of any fraud or suspected fraud that affects the District and involves -
 - Management,
 - Consultants who have significant roles in internal control, or
 - Others where the fraud could have a material effect on the financial statements.
- 14) We have no knowledge of any allegations of fraud or suspected fraud affecting the District's financial statements communicated by consultants, former consultants, Harris County Emergency Corps, regulators, or others.
- 15) We have no knowledge of instances of noncompliance or suspected noncompliance with provisions of laws, regulations, contracts, or grant agreements, or waste or abuse, whose effects should be considered when preparing financial statements.



Harris County Emergency Services District 1

2800 Aldine Bender
Houston, Texas 77032
Board of Commissioners

- 16) We are not aware of any pending or threatened litigation, claims, or assessments or unasserted claims or assessments that are required to be accrued or disclosed in the financial statements, and we have not consulted a lawyer concerning litigation, claims, or assessments.
- 17) We have disclosed to you the names of the District's related parties and all the related party relationships and transactions, including any side agreements.

Government-specific

- 18) There have been no communications from regulatory agencies concerning noncompliance with, or deficiencies in, financial reporting practices.
- 19) We have identified to you any previous audits, attestation engagements, and other studies related to the objectives of the audit and whether related recommendations have been implemented.
- 20) There are no investigations or legal proceedings that have been initiated with respect to the period under audit.
- 21) The District has no plans or intentions that may materially affect the carrying value or classification of assets, deferred outflows of resources, liabilities, deferred inflows of resources, and fund balance or net position.
- 22) We are responsible for compliance with the laws, regulations, and provisions of contracts and grant agreements applicable to us, including tax or debt limits and debt contracts, and legal and contractual provisions for reporting specific activities in separate funds.
- 23) We have appropriately identified, recorded, and disclosed all leases in accordance with GASBS No. 87.
- 24) We have not identified any instances of identified and suspected fraud and noncompliance with provisions of laws, regulations, contracts, and grant agreements that we believe have a material effect on the financial statements.
- 25) There are no violations or possible violations of budget ordinances, laws and regulations (including those pertaining to adopting, approving, and amending budgets), provisions of contracts and grant agreements, tax or debt limits, and any related debt covenants whose effects should be considered for disclosure in the financial statements, or as a basis for recording a loss contingency, or for reporting on noncompliance.
- 26) As part of your audit, you assisted with preparation of the financial statements and disclosures. We acknowledge our responsibility as it relates to those nonaudit services, including that we assume all management responsibilities; oversee the services by designating an individual, preferably within senior management, who possesses suitable skill, knowledge, or experience; evaluate the adequacy and results of the services performed; and accept responsibility for the results of the services. We have reviewed, approved, and accepted responsibility for those financial statements and disclosures.



Harris County Emergency Services District 1

2800 Aldine Bender
Houston, Texas 77032
Board of Commissioners

- 27) The District has satisfactory title to all owned assets, and there are no liens or encumbrances on such assets nor has any asset been pledged as collateral, except as made known to you and disclosed in the notes to the financial statements.
- 28) The District has complied with all aspects of contractual agreements that would have a material effect on the financial statements in the event of noncompliance.
- 29) There are no component units, majority equity interests in legally separate organizations or joint ventures with an equity interest, or any other joint ventures with other related organizations that are required to be included and disclosed in the financial statements.
- 30) The financial statements include all fiduciary activities required by GASBS No. 84, as amended.
- 31) The financial statements properly classify all funds and activities in accordance with GASBS No. 34, as amended.
- 32) All funds that meet the quantitative criteria in GASBS Nos. 34 and 37 for presentation as major are identified and presented as such and all other funds that are presented as major are particularly important to financial statement users.
- 33) Components of net position (net investment in capital assets; restricted; and unrestricted) and classifications of fund balance (nonspendable, restricted, committed, assigned, and unassigned) are properly classified and, if applicable, approved.
- 34) Investments are properly valued.
- 35) Provisions for uncollectible receivables have been properly identified and recorded.
- 36) Expenses have been appropriately classified in or allocated to functions and programs in the statement of activities, and allocations have been made on a reasonable basis.
- 37) Revenues are appropriately classified in the statement of activities within program revenues, general revenues, contributions to term or permanent endowments, or contributions to permanent fund principal.
- 38) Deposits and investment securities and derivative instrument transactions are properly classified as to risk and are properly disclosed.
- 39) Capital assets, including infrastructure and intangible assets, are properly capitalized, reported, and, if applicable, depreciated or amortized.
- 40) We have appropriately disclosed the District's policy regarding whether to first apply restricted or unrestricted resources when an expense is incurred for purposes for which both restricted and unrestricted net position is available and have determined that net position is properly recognized under the policy.
- 41) We are following *GASB Statement No. 54, paragraph 18*, to determine the fund balance classifications for financial reporting purposes.



Harris County Emergency Services District 1
2800 Aldine Bender
Houston, Texas 77032
Board of Commissioners

42) We acknowledge our responsibility for the required supplementary information (RSI). The RSI is measured and presented within prescribed guidelines and the methods of measurement and presentation have not changed from those used in the prior period. We have disclosed to you any significant assumptions and interpretations underlying the measurement and presentation of the RSI.

Signature: *[Handwritten Signature]*

Signature: *[Handwritten Signature]*

Title: PRESIDENT

Title: TREASURER

APPROVED
Harris County ESD #1
Board of Commissioners

APR 24 2024

President: *[Handwritten Signature]*
TREASURER: *[Handwritten Signature]*
Secretary: *[Handwritten Signature]*



HARRIS COUNTY EMERGENCY SERVICES DISTRICT #1

**BOARD OF COMMISSIONERS
REGULAR MEETING**

Meeting Date: Wednesday, April 24, 2024
Meeting Time: 10:00 a.m.
Posting Date: Tuesday, April 16, 2024

Location: 2800 Aldine Bender Road
Houston, Texas 77032

AGENDA

*agenda
renew w/ prospecting*

1. Call to order
2. Moment of Silence and Pledge of Allegiance
3. Roll Call of Commissioners
4. Adoption of agenda
5. Open Forum*
6. Open Comments from the Board of Commissioners
7. Review and possibly approve all Meeting Minutes
8. Report from Building Committee
9. Possible action on Building Committee report
10. Discuss and possibly approve water main upgrade for future station 96
11. Discuss and possibly approve the Morton Accounting Services' monthly report and authorize payment of bills
12. Possible action on The Morton Accounting Services' monthly report
13. Discuss and possibly approve 2023 financial audit
14. Discuss and possibly approve True-Up report by Equitax
15. Discuss and possibly approve excess coverage for District insurance policy
16. Discuss and possibly approve purchase of fleet vehicles
17. Harris County Emergency Corps Report (JH)
18. Possible action on Harris County Emergency Corps Report
19. Adjourn to closed session
 - a. Meeting closed for the purposes to deliberate the appointment, employment, evaluation, reassignment, duties, discipline, or dismissal of a public employee, up to and including Commissioners, Executive Director, Director(s) and potential appointees to the Board of Commissioners - Tex. Gov't Code § 551.074(a) (1).
 - b. Confer with attorney re: pending or threatened litigation - Tex. Gov't Code § 551.071(1) (A).
 - c. Receive advice from attorney regarding legal issues - Tex. Gov't Code § 551.071(2).
 - d. Discussion regarding the purchase, exchange, lease, or value of real property - Tex. Gov't Code § 551.072.
20. Possible action on closed session
21. Announce next Board meeting
22. Adjourn

HARRIS COUNTY EMERGENCY SERVICES
DISTRICT #1


Caryn Papantonakis
Attorney for the District



SEAL

*Persons wishing to speak before the board may speak one time only and will be limited to 5 minutes per speaker



Equi-Tax Inc.

Ad Valorem Tax Assessors / Collectors

www.equitaxinc.com

17111 Rolling Creek Drive, Suite 200, Houston, Texas 77090
P. O. Box 73109, Houston, Texas 77273
tel 281.444.4866
Customer Service 281.444.3946

MEMORANDUM

Date: March 2024

Subject: 2023 True-up ESD 1

The primary goal of our yearly True-Up is to ensure all parcels inside the boundary of Emergency Service District 1 are correctly coded in order for the district to collect all applicable taxes. Accounts are constantly changing whether it be a re-plat of an existing subdivision or a creation of a new subdivision from larger piece of vacant land. Additionally, HCAD makes changes to accounts regularly which means data we utilize to conduct this True-Up is simply a snapshot in time and additional changes will always be made in the future and reconciled at a later time.

There are multiple steps when conducting a True-Up. The primary source of data comes from our GIS (Geographic Information System). First, all parcels are pulled from within the district's boundary and analyzed next to data provided by HCAD. Second, again using GIS, data is compiled by gathering only accounts which have the code given to Emergency Service District 1. This step provides a visual of potential/possible incorrect coding. The final step in the process is to manually research the results of the first two steps.

A breakdown of the 762 newly added accounts to the tax roll for 2023 follows:

718 Residential Properties
(289) Vacant Land (Comprised of Commercial & Residential lots)
40 Commercial Properties
(214) Builder Inventory
(11) AG Land
514 Exempt and Utility Properties

APPROVED
Harris County ESD #1
Board of Commissioners

APR 24 2024

President: 

Secretary: 

As part of this process, we confirm that these are all coded to ESD 1.

Jeremy Hyde

From: Pete Serna <peteserna01@gmail.com>
Sent: Monday, March 18, 2024 9:24 AM
To: Jeremy Hyde
Subject: Fwd: Excess Quote Information

** External EMail Warning **

CAUTION: This email originated from outside the organization. Do not click links or open attachments unless you recognize the sender and know the content is safe.

I would also like to add this to the agenda.

Pete M. Serna
281-772-0906

Begin forwarded message:

From: Shannon Stryk <SStryk@vfistx.com>
Date: February 5, 2024 at 5:07:38 PM CST
To: peteserna01@gmail.com
Cc: Leah Rex <lrex@vfistx.com>
Subject: Excess Quote Information

APPROVED
Harris County ESD #1
Board of Commissioners

APR 24 2024

President:

Secretary:

Hi Pete,

It very nice meeting you last week and I appreciated you taking the time to discuss the Districts Coverages. Below you will find the Excess Coverage quotes for the Higher Limits, if you have any questions please don't hesitate to contact me.

1. The estimated annual additional premium for increasing the Excess Limits to 3MILLIONL each occurrence 6MILLION aggregate would be \$500.00
2. The estimated annual additional premium for increasing the Excess Limits to 5ML each occurrence 10ML aggregate would be \$1500.00

Respetfully,



President's Report – HCEC

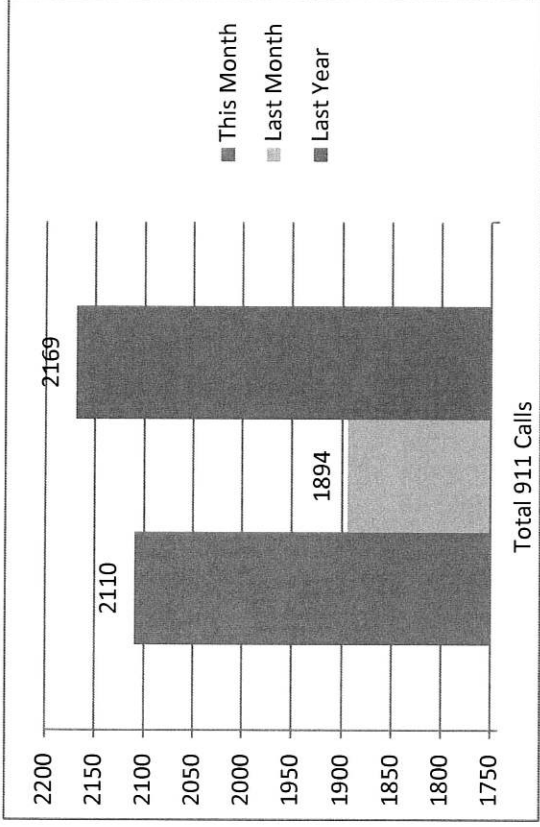
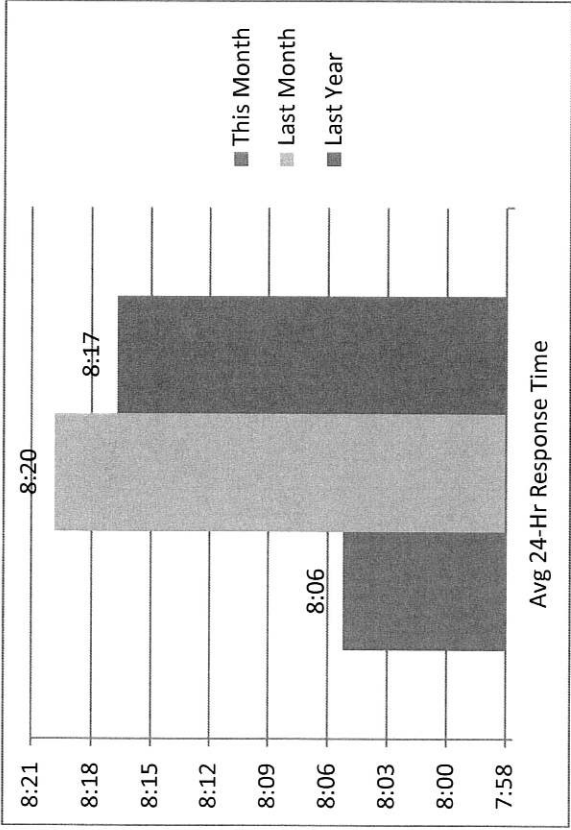
April 2024 Meeting

- HCEC responded to 2110 911 calls this month, compared to 1894 in the previous month. Our response time is 8:06.
- HCEC attended the Texas Ambulance Association conference which focused on billing and EMS rules compliance.
- Emergency Telecommunicators week was last week. HCEC celebrated our Communications staff with a Western theme. Everyone had a good time.
- We are in the process of promoting 2 new supervisors. Ryan Wogan was selected as the first Supervisor and we will name the second person soon.
- EMS week is coming up. Save the date for our yearly Awards Banquet on May 23.


Vehicle Accidents last month: 0

Maintenance Requests last month: 20

HCEC Activity March 2024



Call Volume Comparison





911 STATISTICS REPORT FOR PERIOD 03-01-24 to 03-31-24

INCIDENT TOTALS																																
RESPONSE TYPE	01	02	03	04	05	06	07	08	09	10	11	12	13	14	15	16	17	18	19	20	21	22	23	24	25	26	27	28	29	30	31	Total
ALS Response	53	63	50	58	45	44	59	47	52	54	55	43	50	47	57	42	63	54	51	57	53	57	58	63	56	54	37	44	53	64	55	1,638
BLS Response	16	17	12	16	19	14	24	19	13	17	14	9	5	13	17	14	12	18	11	19	13	18	16	20	9	12	12	21	16	19	17	472
Totals	69	80	62	74	64	58	83	66	65	71	69	52	55	60	74	56	75	72	62	76	66	75	74	83	65	66	49	65	69	83	72	2,110

INCIDENT TOTALS BY SHIFT																																
SHIFT	01	02	03	04	05	06	07	08	09	10	11	12	13	14	15	16	17	18	19	20	21	22	23	24	25	26	27	28	29	30	31	Total
- Shift																																2
A - Shift	7	66	19					56	10	58	14				44	21	64	10						63	12	52	10					506
B - Shift	62	14	43	13					55	13	55	5			54	8	51	9							52	14	39	6				493
C - Shift				61	7	47	12					47	12	47	15							67	7	62	11						545	
D - Shift					57	11	71	10					43	13	59	12							59	13	63	20						564
Totals	69	80	62	74	64	58	83	66	65	71	69	52	55	60	74	56	75	72	62	76	66	75	74	83	65	66	49	65	69	83	72	2,110

INCIDENT PRIORITY LEVEL SUMMARY												
RESPONSE TYPE	Alpha	Bravo	Charlie	Delta	Echo	Unspecified	Total					
ALS Response	163	257	388	601	36	193	1,638					
BLS Response	228	36				208	472					
Totals	391	293	388	601	36	401	2,110					

LEVEL OF SERVICE STATUS CHANGES BY DAY														
LEVEL OF SERVICE	Day-1	8	9	10	16	19	20	23	50	Total				
Level 0					1	2			3	6				
Level 1	1	1	1	1	1	1	1	1	1	9				
Totals	1	1	1	1	1	2	2	1	4	15				

OUT OF THE CHUTE RESPONSE AVERAGES AND STATISTICS						
RESPONSE TYPE	ASSIGNED TO ENROUTE	ASSIGNED TO ONSCENE	ENROUTE TO ONSCENE	HOSPITAL TO IN-SERVICE	AVERAGE ONSCENE TIME	AVERAGE INCIDENT TIME
BLS Response	00:01:16	00:11:44	00:10:32	23:59:25	00:22:36	00:51:42
ALS Response	00:00:30	00:10:02	00:09:31	23:41:21	00:14:53	00:14:49



Division 11 Harris County Emergency Corps

911 STATISTICS REPORT FOR PERIOD 03-01-24 to 03-31-24

4/1/2024 8:50:06 AM Page 2 of 11

HH-MM-SS										AVERAGE RESPONSE TIMES BY UNIT - IN DISTRICT										* All units assigned to a response in district that went enroute									
UNIT	ASSIGNED TO ENROUTE	ASSIGNED TO ONSCENE	ENROUTE TO ONSCENE	HOSPITAL TO IN-SERVICE	AVERAGE ONSCENE TIME	AVERAGE INCIDENT TIME	ASSIGNED TO ENROUTE	ASSIGNED TO ONSCENE	ENROUTE TO ONSCENE	HOSPITAL TO IN-SERVICE	AVERAGE ONSCENE TIME	AVERAGE INCIDENT TIME	ASSIGNED TO ENROUTE	ASSIGNED TO ONSCENE	ENROUTE TO ONSCENE	HOSPITAL TO IN-SERVICE	AVERAGE ONSCENE TIME	AVERAGE INCIDENT TIME	ASSIGNED TO ENROUTE	ASSIGNED TO ONSCENE	ENROUTE TO ONSCENE	HOSPITAL TO IN-SERVICE	AVERAGE ONSCENE TIME	AVERAGE INCIDENT TIME					
EMS980	00:00:55	00:08:01	00:07:07	00:20:26	00:12:51	00:45:34																							
M91	00:01:08	00:08:52	00:07:43	00:30:51	00:18:00	00:58:52																							
M910	00:00:43	00:09:57	00:09:09	00:35:45	00:11:03	00:54:22																							
M92	00:00:57	00:08:17	00:07:18	00:21:20	00:15:48	00:47:20																							
M920	00:00:54	00:07:45	00:06:48	00:31:44	00:16:50	00:57:05																							
M921	00:01:17	00:11:18	00:10:00	00:39:24	00:12:25	01:08:17																							
M93	00:01:15	00:07:13	00:05:57	00:34:39	00:16:04	00:59:50																							
M930	00:01:20	00:07:01	00:05:39	00:28:46	00:16:17	00:54:59																							
M94	00:01:02	00:06:53	00:05:50	00:28:40	00:15:54	00:51:40																							
M940	00:01:01	00:07:07	00:06:06	00:23:21	00:15:05	00:48:06																							
M941	00:01:03	00:06:01	00:04:57	00:28:56	00:15:45	00:49:04																							
M95	00:01:15	00:08:35	00:07:19	00:27:08	00:20:00	00:56:53																							
M950	00:02:02	00:08:22	00:06:20	00:25:51	00:14:04	01:21:27																							
M96	00:01:25	00:07:37	00:06:11	00:28:44	00:16:05	00:54:22																							
M97	00:01:11	00:07:51	00:06:39	00:29:09	00:12:54	00:48:48																							
M980	00:01:02	00:09:31	00:08:29	00:36:38	00:16:54	01:04:08																							

MM-SS										AVERAGE ASSIGNED TO ON SCENE TIME - ALL CALLS										* Incidents with units that enroute in district									
AVERAGE ASSIGNED TO ONSCENE	00:08:06																												

HH-MM-SS										INCIDENT RESPONSE TOTALS BY SHIFT										* All units assigned to a response that went enroute												
SHIFT	01	02	03	04	05	06	07	08	09	10	11	12	13	14	15	16	17	18	19	20	21	22	23	24	25	26	27	28	29	30	31	Total
- Shift																																1
A - Shift	7	69	25				62	10	73	15					48	22	70	11						68	17	66	15					578
B - Shift	71	17	46	20				64	17	61	6					65	10	57	10						67	17	43	6				577
C - Shift				75	8	57	13				52	14	52	19			83	8	65	13						66	7	80	22		634	
D - Shift						62	11	81	12			45	13	66	14		65	16	72	21							69	22	58		627	
Totals	78	86	71	95	70	68	94	74	74	90	76	58	59	65	85	62	87	80	68	93	73	81	85	89	85	83	58	72	76	102	80	2,417



Division 11 Harris County Emerg Corps

911 STATISTICS REPORT FOR PERIOD 03-01-24 to 03-31-24

4/1/2024 8:50:06 AM Page 4 of 11

INCIDENT REFUSAL TOTALS BY UNIT																																	
UNIT	01	02	03	04	05	06	07	08	09	10	11	12	13	14	15	16	17	18	19	20	21	22	23	24	25	26	27	28	29	30	31	Total	
EMS910											1																						1
EMS980							3															3											8
M91	4	2	2	3	2	1	1	1	1	4	1	2	1	1		2	1	3	2		2	2	3	2	2	3	1	1		4		53	
M910						1																											2
M92	2		2	1	3	3	2	1	1			2	5	3	4					1	5	2	1	4	1	1	1	2	2	1	6	55	
M920	1	4	3	3	1	1	2	1				5	3	2	1		2	3				1	1	2	2	1	2	2	1	2	1	43	
M921																																	1
M93	1	2	1	1	1			2	1	3				1	2	2					2		1	2	1	1	1	2	2	4	1	33	
M930	3	1	3		3		2	1	1	1	1	3	2		2	2	2	1	1	2	2	1	2	2	4	2	1	2	1	1	43		
M94	2	2	3			1	3	3	2	4					6		1	2	1	2	1	6	3	2	2	2	1	2	1	1	2	52	
M940					3		1	2						1							1											8	
M941																																	7
M95	3		3	1	2	2	4			1		1		1	1	1	3	3	1	2	2		4	1	1	4	2	2	2	2	48		
M96	1	2	3	1	1	2	1	2	1		2		3	1	1	1	6	6	1	5	4	1	5	2	1	5	1	5	1	2	61		
M97		2	2	2	1	2	1	1		1		1	1	2	3	2	2	1	2		1		2	1	1		1	3	1	1	34		
M980	1																															5	
Totals	11	19	11	13	19	12	16	15	12	13	7	16	12	14	20	8	13	16	16	22	17	11	19	17	10	17	10	20	15	17	16	454	

INCIDENT REFUSAL REASON BY SHIFT						
REFUSAL REASON	A - Shift	B - Shift	C - Shift	D - Shift	Total	
Refusal AMA	105	72	129	109	415	
Refusal Parental	7	6	7	19	39	
Total	112	78	136	128	454	



Division 11 Harris County Emerg Corps

911 STATISTICS REPORT FOR PERIOD 03-01-24 to 03-31-24

4/1/2024 8:50:06 AM Page 6 of 11

NATURE	EMS910	EMS940	EMS980	M91	M910	M92	M920	M921	M93	M930	M94	M940	M941	M95	M950	M96	M97	M980	Total	
MOTOR VEHICLE ACCIDENT			1	1	1	1	1	1	1	1	1	1	1	1	1	1	1	1	1	212
MVA ARREST						1	1													2
MVA AUTO PED						1	1				1					1	1			14
MVA BIKE MOTORCYCLE						1	1						1							8
MVA EJECTION																1				1
MVA ENTRAPMENT			1	1			1				1			1						9
MVA HIGH VELOCITY						1	1		1	1	1	1		1	1	1	1			18
MVA INVOLVING BUILDING																1				1
MVA ROLL OVER						1	1		1	1	1			1			1			13
MVA UNCONSCIOUS																			1	1
MVA WITH ENTRAPMENT											1									2
MVA WITH ROLLOVER											1					1				4
O.B.																				19
OVERDOSE						1	1		1	1	1	1		1	1	1	1			28
OVERDOSE/POISONING																				9
POSSIBLE D.O.A.																				9
POSSIBLE DOA																				2
PSYCHIATRIC						1	1		1	1	1	1		1	1	1	1			96
RESIDENTIAL FIRE						1	1		1	1	1	1		1	1	1	1			17
RESIDENTIAL FIRE MULT						1	1		1	1	1	1		1	1	1	1			1
RESPIRATORY																				235
RESPIRATORY ARREST						1	1		1	1	1	1		1	1	1	1			2
SEIZURES						1	1		1	1	1	1		1	1	1	1			76
SICK PERSON																				1
STABBING																				2
STABBING SHOOTING						1	1		1	1	1	1		1	1	1	1			16
STROKE/CVA																1				6
STRUCTURE FIRE						1	1		1	1	1	1		1	1	1	1			2
STRUCTURE FIRE HIGH LIFE																1				1
TACTICAL MEDICAL RESPONSE																				1
TRANSINTERFACIPALLIATIVE CARE																				4
TRAUMATIC INJURIES (SPECIFIC)			1	1			1		1	1	1	1		1	1	1	1			149
UNCONSCIOUS PARTY						1	1		1	1	1	1		1	1	1	1			74
UNKNOWN PROBLEM						1	1		1	1	1	1		1	1	1	1			2
VEHICLE FIRE W/EXPOSURES																				2
Totals	4	2	32	222	16	226	205	11	210	231	251	45	42	185	2	230	164	29	2,107	



Division 11 Harris County Emerg Corps

911 STATISTICS REPORT FOR PERIOD 03-01-24 to 03-31-24

4/1/2024 8:50:06 AM Page 7 of 11

PATIENT TRANSPORTS BY UNIT																																	
UNIT	01	02	03	04	05	06	07	08	09	10	11	12	13	14	15	16	17	18	19	20	21	22	23	24	25	26	27	28	29	30	31	Total	
EMS910	0					0					0						1				1	1				0			1			0	4
EMS940											2						0																2
EMS980			2			3	4								1							3											19
M91	4	6	9	4	2	3	3	4	5	3	7	3	7	4	7	2	5	4	3	8	4	3	3	4	4	7	2	5	5	3	7	140	
M910		4					1												3													10	
M92	6	7	3	7	1	2	4	4	5	5	5	5	1	3	3	3	7	4	7	6	1	4	3	6	3	6	3	2	3	5	1	125	
M920	5	4	5	9	2	5	3	6	7	6	7	4	3	2	5	4	5	3	6	5	3	3	4	7	5	5	2	4	1	7	5	142	
M921																				2												11	
M93	5	3	4	4	8	4	8	7	4	5	5	5	6	5	6	4	6	9	5	5	5	6	4	2	5	3	4	5	5	5	4	156	
M930	5	5	5	6	5	1	6	5	5	4	4	4	5	9	4	3	4	6	5	5	5	5	5	4	6	4	4	6	6	6	6	153	
M94	5	6	6	10	5	4	7	8	4	5	5	3	3	4	4	4	7	5	6	5	4	6	6	8	5	5	3	3	2	4	5	157	
M940				4	2	2	5		2					1			5			3					2							28	
M941	4	1																			4	4	3	2				4	3	1		26	
M95	4	2	5	3	1	7	4	4	5	5	6	2	5	1	6	3	3	3	5	2	3	4	6	6	2	2	2	1	2	4	6	114	
M950																																	2
M96	5	4	4	5	3	3	8	7	5	6	5	4	6	3	6	5	4	3	2	4	3	4	6	2	6	5	4	4	5	5	6	142	
M97	4	5	3	7	2	0	1	3	1	4	5	1	0	2	3	4	8	6	5	3	2	2	6	2	4	6	2	3	3	2	4	103	
M980	2	2			3											3				4				1								21	
Totals	49	49	46	59	34	34	54	48	43	43	51	31	36	34	45	35	49	49	44	49	41	46	43	43	43	26	44	43	52	47	1,355		



Division 11 Harris County Emerg Corps

911 STATISTICS REPORT FOR PERIOD 03-01-24 to 03-31-24

4/1/2024 8:50:06 AM Page 8 of 11

TRANSPORT DESTINATION		EMS910	EMS940	EMS980	M91	M910	M92	M920	M921	M93	M930	M94	M940	M941	M95	M96	M97	M980	Total
	BEN TAUB HOSPITAL	1									1								1
	CHI ST LUKE'S VINTAGE	5								21	19	1				19			66
	CHI ST LUKE'S WOODLANDS	1													5				6
	CHI ST. LUKE'S HEALTH															2			2
	CYPRESS CREEK HOSPITAL	1																	3
	FALL CREEK REHAB AND HEALTH CENTER											1							1
	HCA ER 247 WILLOWBROOK																		1
	HCA ER FALLCREEK																		1
	HCA HOUSTON ER 249											3	1						16
	HCA HOUSTON HEALTHCARE NORTHWEST	1								6	14					14			37
	HCA HOUSTON NORTH CYPRESS	68								20	31	6	2	1	71	16		6	265
	HCA KINGWOOD MEDICAL CENTER											5	1	1		1			1
	HEALTH ONE EMERGENCY CARE -KINGWOOD																		16
	HOUSTON METHODIST THE WOODLANDS																		1
	KINGWOOD EMERGENCY CENTER																		2
	KINGWOOD MEDICAL CENTER	2										4	2		1				1
	LYNDON B JOHNSON GENERAL HOSPITAL	4																	2
	MD ANDERSON CANCER CENTER	7										15	4	2	1	2			18
	MEMORIAL HERMANN CONVENIENT CARE CENTER- KINGWOOD																		2
	MEMORIAL HERMANN GREATER HEIGHTS	4																	1
	MEMORIAL HERMANN HOSPITAL	2																	13
	MEMORIAL HERMANN NORTHEAST																		11
	MEMORIAL HERMANN SUMMER CREEK EMERGENCY DEPARTMENT	2	6									72	13	18	6	2		4	298
	MEMORIAL HERMANN THE WOODLANDS	1										3		1					10
	METHODIST HOSPITAL																		21
	METHODIST WILLOWBROOK	4																	5
	METHODIST WOODLANDS HOSPITAL	2								100	70	3			3	78		5	297
	TEXAS CHILDRENS HOSPITAL	2										2			3				6
	TEXAS CHILDRENS THE WOODLANDS CAMPUS	1													3				13
	Totals	4	2	19	140	10	125	142	11	156	153	157	28	26	114	142	103	21	1,355



911 STATISTICS REPORT FOR PERIOD 03-01-24 to 03-31-24

D:HHMMSS * All units assigned to a response that went enroute in district, NO mutual aid responses

AVERAGE HOSPITAL TO IN-SERVICE TIME

Location Name	Transports	Average Duration	Longest Duration	Total Time At Hospital
BEN TAUB HOSPITAL	1	0:00:15:45	0:00:15:45	0:00:15:45
CHI ST LUKE'S VINTAGE	66	0:00:35:37	0:01:04:51	1:15:11:31
CHI ST LUKE'S WOODLANDS	6	0:00:26:05	0:00:32:21	0:02:36:32
CHI ST. LUKE'S HEALTH	2	0:00:40:38	0:00:53:37	0:01:21:16
CYPRESS CREEK HOSPITAL	3	0:00:19:41	0:00:42:35	0:00:59:04
FALL CREEK REHAB AND HEALTH CENTER	1	0:00:22:09	0:00:22:09	0:00:22:09
HCA ER 247 WILLOWBROOK	1	0:00:26:26	0:00:26:26	0:00:26:26
HCA ER FALLCREEK	16	0:00:17:51	0:00:53:17	0:04:45:47
HCA HOUSTON ER 249	37	0:00:17:14	0:00:49:16	0:10:20:51
HCA HOUSTON HEALTHCARE NORTHWEST	265	0:00:34:36	0:01:32:21	6:08:16:18
HCA HOUSTON NORTH CYPRESS	1	0:00:25:27	0:00:25:27	0:00:25:27
HCA KINGWOOD MEDICAL CENTER	16	0:00:37:36	0:01:01:59	0:10:01:41
HEALTH ONE EMERGENCY CARE -KINGWOOD	1	0:00:26:13	0:00:26:13	0:00:26:13
HOUSTON METHODIST THE WOODLANDS	2	0:00:32:16	0:00:36:42	0:01:04:33
KINGWOOD EMERGENCY CENTER	18	0:00:41:15	0:01:21:59	0:12:22:44
KINGWOOD MEDICAL CENTER	120	0:00:36:21	0:01:32:49	3:00:43:41
LYNDON B JOHNSON GENERAL HOSPITAL	77	0:00:25:39	0:01:01:56	1:08:56:04
MD ANDERSON CANCER CENTER	2	0:00:29:38	0:00:40:42	0:00:59:17
MEMORIAL HERMANN CONVENIENT CARE CENTER-KINGWOOD	1	0:00:18:34	0:00:18:34	0:00:18:34
MEMORIAL HERMANN GREATER HEIGHTS	13	0:00:35:54	0:00:58:56	0:07:46:43
MEMORIAL HERMANN HOSPITAL	11	0:00:31:26	0:00:59:39	0:05:45:52
MEMORIAL HERMANN NORTHEAST	298	0:00:35:40	0:02:00:42	7:09:11:31
MEMORIAL HERMANN SUMMER CREEK EMERGENCY DEPARTMENT	10	0:00:15:08	0:00:24:33	0:02:31:24
MEMORIAL HERMANN THE WOODLANDS	21	0:00:40:57	0:01:11:02	0:14:20:03
METHODIST HOSPITAL	5	0:00:28:47	0:00:36:50	0:02:23:55
METHODIST WILLOWBROOK	297	0:00:36:56	0:01:41:52	7:14:50:29
METHODIST WOODLANDS HOSPITAL	6	0:00:30:02	0:00:47:20	0:03:00:17
TEXAS CHILDRENS HOSPITAL	13	0:00:23:49	0:00:52:44	0:05:09:48
TEXAS CHILDRENS THE WOODLANDS CAMPUS	44	0:00:25:12	0:00:44:09	0:18:28:49
Unspecified	1			
Totals	1,355			



Division 11 Harris County Emerg Corps

911 STATISTICS REPORT FOR PERIOD 03-01-24 to 03-31-24

4/1/2024 8:50:06 AM Page 10 of 11

NO TRANSPORT DISPOSITION		EMS910	EMS940	EMS980	M91	M910	M92	M920	M921	M93	M930	M94	M940	M941	M95	M96	M97	M980	Total
Accidental Activation					1														1
	Call Cancelled						1	4		1					2				9
	Call Complete		1		3		9	2		4		6			3	3			36
	Call Out of Territory																		1
	Call Reassigned	2	1	1	3	1	18	4		3	2	4		1	2	2	3	2	49
	Call Referred	1	2	1	8		5	4		7	7	5	2	2	6	6	9	2	67
	Call Unfounded				2		3	1		1	3		1		2		3		16
	Death on Scene					1	4			2	3	3	1		4	1	2		21
	Disregard			3	10		18	4		4	13	16	5	4	6	10	4		97
	Disregard,Disregard by Alarm C						1												1
	Duplicate Call																		1
	Fire - Call Complete				2					1	1								4
	Fire - False Alarm									1									1
	No Medical						1												2
	No Patient Contact					1	1	4		3	5	5		1	1	1	2	1	31
	Patient Gone on Arrival						1	1			1								3
	Public Assist Only																		3
	Refusal AMA	1	8		46	2	55	36	1	29	39	44	8	5	43	55	32	5	409
	Refusal Parental				7		5			3	3	7		2	5	5	2		39
	Unspecified	2		5	8	1	10	11		7	9	16	1	7	9	9	2		88
Totals		6	3	19	97	6	127	76	1	67	89	106	18	15	82	94	63	10	879



Division 11

Harris County Emerg Corps

911 STATISTICS REPORT FOR PERIOD 03-01-24 to 03-31-24

4/1/2024 8:50:06 AM Page 11 of 11

MUTUAL AID PROVIDED BY YOUR DISTRICT									
Incident ID	Date	Time	Shift	Unit	Problem	Provided To	Map	Call Disposition	
24-03-10414	03/05/2024	13:49:18	D	M95	UNCONSCIOUS PARTY	CC-Cypress Creek EMS	332H	DISREGARD	
24-03-11709	03/13/2024	15:32:08	D	M94	28C02J CVA ABNORMAL BREATHING	Atascocita FD	376K	REFUSAL AMA	
24-03-11770	03/13/2024	21:38:27	D	M93	CARDIAC	CC-Cypress Creek EMS	330N	CALL COMPLETE	
24-03-12779	03/20/2024	01:11:19	B	M920	1A01 MEDICAL CALL	HC-Agency Unknown	NOT FOUND	CALL COMPLETE	
24-03-13221	03/22/2024	14:35:05	C	M941	MOTOR VEHICLE ACCIDENT	HC-Agency Unknown	335U	DISREGARD	
24-03-13356	03/23/2024	11:30:25	D	M92	UNKNOWN PROBLEM	CC-Cypress Creek EMS	370T	CALL COMPLETE	
24-03-13400	03/23/2024	16:37:09	D	M93	UNKNOWN PROBLEM	HC-Agency Unknown	411E	CALL OUT OF TERRITORY	
24-03-13498	03/24/2024	03:24:41	D	M930	UNKNOWN PROBLEM	HC-Agency Unknown	NOT FOUND	CALL REFERRED	
24-03-13722	03/25/2024	11:00:32	B	M95	MEDICAL CALL	CC-Cypress Creek EMS	332B	CALL COMPLETE	
24-03-14226	03/28/2024	14:29:23	C	M94	MOTOR VEHICLE ACCIDENT	HC-Agency Unknown	414H	REFUSAL AMA	
24-03-14536	03/30/2024	08:01:32	C	M97	6D02E RESPIRATORY	HC-Agency Unknown	377N	CALL COMPLETE	
Total Mutual Aid Responses Provided By Your District: 11									