



Harris County Emergency Services District 1
2800 Aldine Bender Road
Houston, Texas 77032

**REGULAR BOARD MEETING
November 28, 2023
ROLL CALL OF COMMISSIONERS**

APPROVED
Harris County ESD #1
Board of Commissioners

NOV 28 2023

President: [Signature]

Secretary: [Signature]

- CATHY SUNDAY, PRESIDENT
- SHIRLEY REED, VICE PRESIDENT
- FRED SCIBUOLA, TREASURER
- VIRGINIA BAZAN, SECRETARY
- PETE SERNA, ASSISTANT TREASURER
- CARYN PAPANTONAKIS, LEGAL COUNSEL TO BOARD -
VIA PHONE
- MELISSA MORTON, CPA TO THE BOARD *Phone*

~~~~~

- JEREMY HYDE, HCEC PRESIDENT
- HEATH WHITE, HCEC VP OF OPERATIONS
- KEIR VERNON, HCEC VP OF ADMINISTRATION
- MARK SMITH, HCEC GENERAL COUNSEL





**HARRIS COUNTY EMERGENCY SERVICES DISTRICT #1**

**BOARD OF COMMISSIONERS  
REGULAR MEETING**

Meeting Date: Tuesday, November 28, 2023  
Meeting Time: 10:00 a.m.  
Posting Date: Tuesday, November 21, 2023

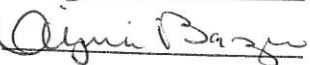
Location: 2800 Aldine Bender Road  
Houston, Texas 77032

**AGENDA**

APPROVED  
Harris County ESD #1  
Board of Commissioners

NOV 28 2023

President: 

Secretary: 

1. Call to order
2. Moment of Silence and Pledge of Allegiance
3. Roll Call of Commissioners
4. Adoption of agenda
5. Open Forum\*
6. Open Comments from the Board of Commissioners
7. Review and possibly approve all Meeting Minutes
8. Report from Building Committee
9. Possible action on Building Committee report
10. Discuss and possibly approve the Morton Accounting Services' monthly report and authorize payment of bills
11. Possible action on The Morton Accounting Services' monthly report
12. Discuss and possibly approve resolution amending District fees of office
13. Harris County Emergency Corps Report (JH)
14. Possible action on Harris County Emergency Corps Report
15. Adjourn to closed session
  - a. Meeting closed for the purposes to deliberate the appointment, employment, evaluation, reassignment, duties, discipline, or dismissal of a public employee, up to and including Commissioners, Executive Director, Director(s) and potential appointees to the Board of Commissioners - Tex. Gov't Code § 551.074(a) (1).
  - b. Confer with attorney re: pending or threatened litigation - Tex. Gov't Code § 551.071(1) (A).
  - c. Receive advice from attorney regarding legal issues - Tex. Gov't Code § 551.071(2).
  - d. Discussion regarding the purchase, exchange, lease, or value of real property - Tex. Gov't Code § 551.072.
16. Possible action on closed session
17. Announce next Board meeting
18. Adjourn

HARRIS COUNTY EMERGENCY SERVICES  
DISTRICT #1

  
Caryn Papantonakis  
Attorney for the District



SEAL

\*Persons wishing to speak before the board may speak one time only and will be limited to 5 minutes per speaker



**HARRIS COUNTY EMERGENCY SERVICES DISTRICT #1  
BOARD OF COMMISSIONERS  
SPECIAL MEETING  
MINUTES – October 24, 2023**

1. **Call to Order:** Shirley Reed called the meeting to order at 9:31 am.
2. **Moment of Silence and Pledge of Allegiance:** Shirley Reed called for a moment of silence followed by the Pledge of Allegiance at 9:32 am.
3. **Roll Call of Commissioners:** Present at call to order were HCESD-1 Commissioners Vice President Shirley Reed, Treasurer Fred Scibuola, Asst. Treasurer Pete Serna and Melissa Morton of Morton Accounting Services. Also present were Harris County Emergency Corps (HCEC) personnel: President Jeremy Hyde, Vice President of Administration Keir Vernon, and Executive Administrative Asst. Michelle Sterling. President Cathy Sunday and Secretary Virginia Bazan were not present.
4. **Adoption of Agenda:** Fred Scibuola made a motion to adopt the agenda as presented. Motion carried.
5. **Open Forum:** None.
6. **Public hearing on proposed tax increase:** The proposed tax rate is \$0.082838. There were no public attendees or comments.
7. **Adjourn to closed session:** None.
8. **Possible action on closed session:** None.
9. **Adjourn:** Fred Scibuola made a motion to adjourn. Motion carried. Meeting adjourned at 9:46 am.

APPROVED  
Harris County ESD #1  
Board of Commissioners

NOV 28 2023

President: \_\_\_\_\_

Secretary: \_\_\_\_\_





NOV 28 2023

President: \_\_\_\_\_

Secretary: \_\_\_\_\_

**HARRIS COUNTY EMERGENCY SERVICES DISTRICT #1  
BOARD OF COMMISSIONERS  
REGULAR MEETING  
MINUTES – October 24, 2023**

1. **Call to Order:** Shirley Reed called the meeting to order at 10:01 am.
2. **Moment of Silence and Pledge of Allegiance:** Shirley Reed called for a moment of silence and followed with the Pledge of Allegiance at 10:02 am.
3. **Roll Call of Commissioners:** Present at call to order were HCESD-1 Commissioners: Vice President Shirley Reed, Secretary Virginia Bazan, Treasurer Fred Scibuola, Asst. Treasurer Pete Serna and Melissa Morton with The Morton Accounting along with Legal Counsel Caryn Papantonakis. Also present were Harris County Emergency Corps (HCEC) personnel: President Jeremy Hyde, Vice President of Operations Heath White, Vice President of Administration Keir Vernon, and Executive Assistant Michelle Sterling along with Legal Counsel Mark Smith. Guests present were Vince Grainger with AG/CM. President Cathy Sunday was not present.
4. **Adoption of Agenda:** Fred Scibuola made a motion to adopt the agenda as presented. Motion carried.
5. **Open Forum:** None.
6. **Open Comments from the Board of Commissioners:** Fred Scibuola spoke about HCEC employee, Brian Cariota, treating his wife on an emergency call. He commended Mr. Cariota's persistence and patience in convincing her to go to the hospital for treatment. Pete Serna mentioned the recent success of raising insurance money for underprivileged children.
7. **Review and possibly approve all Meeting Minutes:** Motion to approve regular meeting minutes was made by Pete Serna. Motion carried.
8. **Report from Building Committee:** Vince Grainger with AG/CM gave the following report: Stations started on October 2<sup>nd</sup>. Station 93's existing building is completely demolished and working on building pad for foundation currently. They were able to salvage existing generators at both stations. Upcoming work includes drill and pour piers, underslab plumbing and electrical, and beginning sitework utilities. The current completion date is July 08, 2024. There are no indications of any long lead-times or delays. No shipping dates have been provided as of now. Firm shipping dates will start to come in the next couple of months. The expected date of arrival for generators has moved up and they believe it should reach the rest of the schedule for completion. There have been some potential change order requests on items that have come up but are not finalized as of yet. This includes the fire line needing to be upgraded to 6" due to required flow, proposal for a windstorm engineer's services, and potential additional MUD requirements. Pricing is pending. The contractor has been speaking to the MUD district but the MUD district is slow to respond. They are finalizing their quotes within the next week. Product samples will be provided for HCESD No. 1 to review. Station 96 is a little further along. The completed items include piers, underslab plumbing, building pad, and foundation forms. Scheduled completion date is June 07, 2024. 4 rain days have been documented so far. Potential change order items include fire line being upgraded to 6" and the need of a windstorm engineer's services. No pricing for these items yet. Additionally, 2 existing septic tanks have been found onsite. There could be more found during, or after, the building demolition. There is no pricing yet but pricing for the current findings should be available at the upcoming meeting. Future findings will be addressed as needed. Alpha, the 3<sup>rd</sup> party testing agency, has been involved in the processes as needed for both stations.

9. **Possible action on Building Committee report:** None.

10. **Discuss and possibly approve The Morton Accounting Services' monthly report and authorize payment of bills:** Melissa Morton stated at the beginning of September, the Harris County Emergency Services District No 1 (HCESD No 1) beginning Operating Fund Balance was \$20,473,771. During the month, HCESD No 1 received \$104,919 in revenue – the majority of which came from interest income. HCESD No 1 processed \$3,492,447 in disbursements during the month. The ending balance as of September 30, 2023 is \$17,050,242. During September, the opening balance for the Texas Class Prime Investment account was \$20,174,413. We received \$14,159 in interest from the CIP account, \$28,979 from the general texpool account, \$29,913 from the Gov HCESD#1 account, and \$13,247 from the Gov Capital Project account. The ending interest rate was 5.1867% for Texas Class and 5.5213% for Texas Class Gov. The ending balance for September was \$16,760,712. The invoices pending board approval total \$40,046. There is an additional invoice added from HCEC totaling \$1,647,088. The total comes to \$1,687,133.86 pending approval today. Pete Serna made a motion to approve the Morton Accounting Services' monthly report and authorize payment of bills. Motion carried.

11. **Possible action on The Morton Accounting Services' monthly report:** None.

12. **Discuss and possibly approve 2024 budget:** Melissa Morton stated that there were not many changes. \$23,459,521 total tax revenues. Donations and contributions moved from \$9,000 to \$12,000 due to slight increase that has been observed. Interest earned on checking was left due to it being difficult to gauge. Total income comes to \$24,907,957. Vehicles were based upon prior discussion with Jeremy Hyde. There was a slight increase in accounting fees and audit fees. After discussion with Mark Smith and Caryn Papantonakis, it was decided to budget \$10,000 on item 52550 because we are coming up on an election year. Fred Scibuola made a motion to approve the budget including modifications with an anticipated ending balance of \$7,657,986.84. Motion carried.

13. **Discuss and possibly approve 2023 Tax Rate:** Jeremy Hyde has orders to set the tax rate at 0.082838 as discussed at the last meeting. Motion to approve 2023 tax rate of 0.082838 was made by Pete Serna. Motion carried.

14. **Harris County Emergency Corps Report:** HCEC report was given by Mr. Hyde as follows:

- HCEC responded to 2194 911 calls this month, compared to 2390 in the previous month. Response time is 8:26.
- Station 93 was demolished last week and extensive dirt work is happening on the Station 96 site.
- HCEC held a cadaver lab for our Paramedics last week to work on intubation and high-risk low-frequency skills.
- The administration department attended a conference for Neogov, which is the software we use for employment process as well as performance reviews.
- Jimmy Silva is attending the Communication Center Manager program held by Fitch. This is a rigorous course that covers leadership and critical topics for communication managers.
- Vehicle Accidents last month: 2 (minor)
- Vehicle Maintenance Reports last month: 23

Mr. Hyde played a voicemail recording left by a patient commending the services she received along with doting on the medics who treated her.

15. **Possible action on Harris County Emergency Corps Report:** None.

16. **Adjourn to closed session:** None.
17. **Possible action on closed session:** None.
18. **Announce next Board meeting:** The Regular Board of Commissioners meeting will be held on Tuesday, November 28, 2023 at 10:00 am.
19. **Adjourn:** Virginia Bazan made a motion to adjourn. Motion carried. Meeting adjourned at 11:38 am.



**HCESD 1 – EMS STATION #93**

**MONTHLY STATUS REPORT**

**PERIOD: 11/01/2023 - 11/30/2023**

This is a status summary for HCESD 1 – Station #93 for the period referenced above. This Report may include information that has become available prior to issuance of this report. Information presented within this report is a general indicator of the progress and performance on the project.

OWNER: Harris County ESD #1 POINT OF CONTACT: Jeremy Hyde

DESIGN/BUILD TEAM: Construction Masters POINT OF CONTACT: Dennis Busby

ORIGINAL COMPLETION: 10/01/2024 ORIGINAL CONTRACT: \$3,200,000.00

CURRENT COMPLETION: 07/11/2024 CURRENT CONTRACT: \$3,200,000.00

DAYS EXTENDED: DELIVERY METHOD: Design-Build

**PROJECT HEALTH INDICATOR**

| METRIC    | POOR | AT RISK | AVERAGE | GOOD | EXCELLENT |
|-----------|------|---------|---------|------|-----------|
| SCHEDULE: |      | X       |         | X    |           |
| BUDGET:   |      | X       |         |      |           |
| QUALITY:  |      |         |         | X    |           |



### **Summary of Work During this Period**

1. Building Foundation
  - a) Drill and Pour Piers - Completed
  - b) Underslab Plumbing and Electrical – Completed
  - c) Set Form Boards – Completed
2. Sitework
  - a) Storm Sewer – 50% Completed

### **Project Schedule Review**

1. Milestones Achieved to Date
  - a) Receipt of Permits – 9/23
  - b) Mobilization - 10/2/23
  - c) Demolition of Existing Structure – 10/23
  - d) Drill and Pour Piers – 11/23
  
2. Milestones Anticipated Next Period
  - a) Pour Foundation – Mid 12/23
  - b) Complete Sitework Utilities – End 12/23
  - c) Pour Paving – End 12/23

### 3. Schedule Performance (Baseline vs Actual)

Current scheduled substantial completion date is 7/11/24 (see attached schedule). This is ahead of the 10/1/24 contractual substantial completion date. No long lead time or submittal items are anticipated to cause any delays to the current schedule (most shipping dates are not confirmed at this time). 4 rain days (0 net days) have been documented to date (see attached log).



**Budget Status**

1. Contract Status

|                                                           |                |
|-----------------------------------------------------------|----------------|
| a. Original Contract Value:                               | \$3,200,000.00 |
| b. Approved Change Orders:                                | \$0.00         |
| c. Current Contract Value:                                | \$3,200,000.00 |
| d. Amount Completed and Stored to Date (incl. retainage): | \$218,400.00   |
| e. Percent Complete to Date:                              | 6.83%          |

2. Change Orders

|                                  |             |
|----------------------------------|-------------|
| a. Approved Change Orders        | \$0.00      |
| b. Pending Change Orders         | \$25,657.56 |
| c. Denied/Declined Change Orders | \$0.00      |

3. Comments

Below are pending change order request details:

1. CPR 1 (attached) - \$25,657.56
  - a. V&S Construction - \$14,781.40
    - i. Added steel casing for service water line, required by MUD after their review.
    - ii. Added storm drainage and catch basin for AC condensate drain, per ASI 002.
  - b. Bob Liu - \$6,600.00
    - i. Windstorm inspection fee to ensure project meets hurricane requirements for Harris County.
  - c. Sparq - \$2,693.25
    - i. Added illuminated HCEC seal on building exterior, previously missed during design. Will be no additional charge for power if nearby flagpole light circuit can be used.

Below are potential change order items:

1. ASI 003 - The site fire line will have to be upsized from 4" to 6", due to fire sprinkler system flow requirements. All site lines and fire backflow vaults will need to be upsized. Construction Masters stated in the 11/16/23 OAC meeting that they are working with the testing agency and design team to possibly eliminate some site lime stabilization to offset potential additional costs for this change, with the end goal being a zero cost increase. No pricing submitted for this as of 11/21/23.



### **Construction Quality**

1. Non-conforming work this period
  - a) None
  
2. Critical Observations
  - a) This Period:
    - i. Pier drilling, rebar installation, and concrete pour
    - ii. Underslab Plumbing excavation, installation, and backfill
    - iii. Underslab Electrical excavation, installation, and backfill
    - iv. Form Board installation
    - v. Storm Sewer excavation, installation, and backfill
  
  - b) Anticipated next Period:
    - i. Foundation makeup, rebar/anchor bolt installation
    - ii. Foundation slump test and concrete pour
    - iii. Site Utilities excavation, installation, and backfill
    - iv. Paving form, rebar installation, slump test, and concrete pour
  
  - c) Comments:
    - i. In general, quality has been per plans and specifications.

### **Pending Issues**

1. MUD District Coordination – Finally received quote (attached) from MUD on 11/17/23 for tap fees to set up service. The majority of the pricing reflects scope that is already in Construction Masters’ contract, regarding installing the service water line to the site. Construction Masters already has material onsite for this work, and thus would only be able to provide credit for the labor portion of this work if performed by MUD. AGCM has reached out to MUD to negotiate them removing this work from their quote and allowing Construction Masters to perform the work originally in their contract. Awaiting response from MUD as of 11/21/23.

### **General Action Items**

1. Product Samples – AGCM to drop off current batch of product samples for optional ESD 1 review.

**Photos**



**10/26/23 Drilling rig being used to drill all piers**






**10/26/23 Drilled pier and rebar (typical)**



**10/26/23 Pier drilling and concrete pour underway**



**10/31 Temporary power meter installed**



**10/31/23 New offsite poles being installed for future electrical service**





**11/7/23 Underslab plumbing installation underway**



**11/9/23 Underslab plumbing backfill and compaction**



**11/16/23 Underslab and site electrical installation underway**



**11/17/23 SW storm sewer excavation and installation**





**11/17/23 NW site excavation and sewer installation**



**11/20/23 SW site storm drain installation complete**



**HCESD1 – EMS STATION #96**

**MONTHLY STATUS REPORT**

**PERIOD: 11/01/2023 - 11/30/2023**

This is a status summary for HCESD1 – Station #96 for the period referenced above. This Report may include information that has become available prior to issuance of this report. Information presented within this report is a general indicator of the progress and performance on the project.

OWNER: Harris County ESD #1 POINT OF CONTACT: Jeremy Hyde

DESIGN/BUILD TEAM: Construction Masters POINT OF CONTACT: Dennis Busby

ORIGINAL COMPLETION: 10/01/2024 ORIGINAL CONTRACT: \$3,719,000.00

CURRENT COMPLETION: 06/11/2024 CURRENT CONTRACT: \$3,719,000.00

DAYS EXTENDED: DELIVERY METHOD: Design-Build

**PROJECT HEALTH INDICATOR**

| METRIC    | POOR | AT RISK | AVERAGE | GOOD | EXCELLENT |
|-----------|------|---------|---------|------|-----------|
| SCHEDULE: |      |         |         | X    |           |
| BUDGET:   |      | X       |         |      |           |
| QUALITY:  |      |         |         | X    |           |



### **Summary of Work During this Period**

1. Building Foundation
  - a) Underslab Plumbing and Electrical - Completed
  - b) Pour Foundation - Completed

### **Project Schedule Review**

1. Milestones Achieved to Date
  - a) Receipt of Permits - 9/23
  - b) Mobilization/Contractor Move-In to Existing Building - 10/2/23
  - c) Pour Foundation – 11/23
  
2. Milestones Anticipated Next Period
  - a) PEMB Delivery – Mid 12/23
  - b) Steel Erection – 12/23

### 3. Schedule Performance (Baseline vs Actual)

Current scheduled substantial completion date is 6/11/24 (see attached schedule). This is ahead of the 10/1/24 contractual substantial completion date. No long lead time or submittal items are anticipated to cause any delays to the current schedule (most shipping dates are not confirmed at this time). 8 rain days (3 net days) have been documented to date (see attached log).



**Budget Status**

- 1. Contract Status
  - a. Original Contract Value: \$3,719,000.00
  - b. Approved Change Orders: \$0.00
  - c. Current Contract Value: \$3,719,000.00
  - d. Amount Completed and Stored to Date (incl. retainage): \$288,102.00
  - e. Percent Complete to Date: 7.75%
  
- 2. Change Orders
  - a. Approved Change Orders \$0.00
  - b. Pending Change Orders \$153,861.86
  - c. Denied/Declined Change Orders \$0.00
  
- 3. Comments

Below are pending change order request details:

  - 1. CPR 1 (attached) - \$153,861.86
    - a. Texas Civil - \$63,765.00
      - i. Added detention pond excavation and haul off due to additional detention requirements required by permitting office.
      - ii. Added keystone block construction due to additional detention requirements required by permitting office.
    - b. V&S Construction - \$11,054.56
      - i. Added storm drainage and catch basin for AC condensate drain, per ASI 002.
      - i. Upgraded lift station and added storm drainage to account for larger detention pond, per additional detention requirements required by permitting office and ASI 002.
    - c. Ft Bend Drywall - \$900.00
      - i. Wall partition adjustments, per ASI 002.
    - d. PHP Abatement - \$3,550.00
      - i. Asbestos abatement of existing vinyl plank flooring/mastic. Previously not included in GMP, as contractor received asbestos report on 8/14/23 after GMP acceptance. Likely additional third party air monitoring costs as well, which AGCM is gathering information/pricing on.
    - e. Bob Liu - \$6,600.00
      - i. Windstorm inspection fee to ensure project meets hurricane requirements for Harris County.
    - f. PHP Demolition - \$2,500.00



- i. Pumping, removal, and backfill of 2 septic tanks found onsite unexpectedly.
- g. Griffin - \$56,000.00
  - i. De-watering service for 1 month so that detention pond excavation and construction can be completed. Additional months are not anticipated, but would incur costs of \$8500/month. Underground water was hit during pier drilling and will be hit during pond excavation, due to additional depth and detention requirements required by permitting office.

Below are potential change order items:

- 1. ASI 003 - The site fire line will have to be upsized from 4" to 6", due to fire sprinkler system flow requirements. All site lines and fire backflow vaults will need to be upsized. Construction Masters stated in the 11/16/23 OAC meeting that they are working with the testing agency and design team to possibly eliminate some site lime stabilization to offset potential additional costs for this change, with the end goal being a zero cost increase. No pricing submitted for this as of 11/21/23.



### **Construction Quality**

1. Non-conforming work this period
  - a) Foundation grade beam slump test - Per the approved concrete mix design, the concrete slump for this pour was specified to be 4" +/- 1". Alpha Testing performed two separate slump tests, with results of 6" and 7". It appeared that the other characteristics of the mix being used were within spec. Construction Masters witnessed the slump testing and decided to continue with the pour. Construction Masters stated that they would order a 3 day and a 7 day break test to monitor the strength of the concrete, in comparison to the specified requirements. Their plan was to wait until after receiving the break testing to determine if any additional action was necessary or if the concrete still met the required strength specifications, even though the initial slump was outside spec. We have received the results of the 3 and 7 day strength tests, and the PSI recorded was above spec and in line with expectations. This is expected to be a non-issue at this time.
  
2. Critical Observations
  - a) This Period:
    - i. Underslab Plumbing excavation, installation, and backfill
    - ii. Underslab Electrical excavation, installation, and backfill
    - iii. Foundation makeup, rebar/anchor bolt installation
    - iv. Foundation slump test and concrete pour
  
  - b) Anticipated next Period:
    - i. PEMB and Steel erection
  
  - c) Comments:
    - i. In general, quality has been per plans and specifications.

### **Pending Issues**

1. None

### **General Action Items**

1. Product Samples – AGCM to drop off current batch of product samples for optional ESD 1 review.



**Photos**



**11/1/23 Underslab plumbing excavation and installation**





**11/4/23 Foundation termite treatment**



**11/7/23 Foundation vapor barrier and rebar installation underway**



**11/9/23 Foundation grade beam pour**



**11/9/23 Foundation grade beam slump test**



**11/16/23 Foundation rebar installation**






**11/17/23 Final preparation for foundation pour**



**11/17/23 Trench drain installation (typical)**



**11/17/23 Anchor bolt installation for steel columns (typical)**





**11/18/23 Slab on grade pour underway**

Nov 18, 2023 09:00:00 AM



**11/18/23 Slab on grade pour underway**



**11/20/23 Foundation post-pour**



**HCESD No 1 Monthly Financial Report Summary  
November Board Meeting  
Tuesday, November 28, 2023**

At the beginning of October, the Harris County Emergency Services District No 1 (HCESD No 1) beginning Operating Fund Balance was \$17,050,242. During the month, HCESD No 1 received \$76,605 in revenue – the majority of which came from interest income. HCESD No 1 processed \$1,687,134 in disbursements during the month. The ending balance as of October 31, 2023 is \$15,439,714.


During October, the opening balance for the Texas Class Prime Investment account was \$16,760,712. We received \$14,789 in interest from the CIP account, \$16,481 from the general texpool account, \$29,212 from the Gov HCESD#1 account, and \$13,786 from the Gov Capital Project account. The ending interest rate was 5.5550% for Texas Class and 5.2009% for Texas Class Gov. The ending balance for October was \$15,154,980. See page 3 for the “Investment” Report.

The invoices pending board approval total \$2,499,029. See page 4 for “Unpaid Bills Detail” report.

APPROVED  
Harris County ESD #1  
Board of Commissioners

NOV 28 2023

President: 

Secretary: 

**Harris County ESD No 1  
General Operating Fund  
As of October 31, 2023**

**General Operating Fund**

**BEGINNING BALANCE:** 17,050,242.49

**REVENUE**

|                      |           |                                 |                  |
|----------------------|-----------|---------------------------------|------------------|
| Deposits             | 1,623.00  | Tax and Receivable Revenue      |                  |
| Interest             | 713.82    | Savings Interest                |                  |
| Interest             | 16,481.09 | Texpool Interest                |                  |
| Interest             | 14,788.64 | Texpool Interest - CIP          |                  |
| Interest             | 29,212.48 | Texpool Interest - Gov HCESD#1  |                  |
| Interest             | 13,785.99 | Texpool Interest - Gov Cap Proj |                  |
| <b>Total Revenue</b> |           |                                 | <b>76,605.02</b> |

**DISBURSEMENTS**

|                            |                                |              |                     |
|----------------------------|--------------------------------|--------------|---------------------|
| ACH                        | AG CM Inc                      | 18,232.00    | Project Management  |
| ACH                        | Caryn Papantonakis             | 6,000.00     | Legal               |
| ACH                        | HCEC                           | 1,647,088.00 | Monthly Payment     |
| ACH                        | Oak Interactive LLC            | 450.00       | Website Maint       |
| ACH                        | The Morton Accounting Services | 4,005.28     | CPA                 |
| <b>Total Disbursements</b> |                                |              | <b>1,687,133.86</b> |

**ENDING BALANCE:** **15,439,713.65**

**10/31/2023**

**Balance**

**LOCATION OF ASSETS**

|                                |              |
|--------------------------------|--------------|
| Prosperity Operating           | 12,475.91    |
| Prosperity Money Mkt           | 272,257.31   |
| Texas Class                    | 3,502,073.89 |
| Texas Class - Capital Projects | 3,142,448.35 |
| Texas Class - Gov HCESD#1      | 5,382,105.36 |
| Texas Class - Gov Cap Proj     | 3,128,352.83 |

**Total Account Balance** **15,439,713.65**

Harris County Emergency Services District #1  
 Quarterly Investment Report  
 Monthly Fiscal Year 2023  
 October 31, 2023

| Trans Date |               | Capital Project | PRIME           | HCESD#1         | Capital Project | TOTAL            |
|------------|---------------|-----------------|-----------------|-----------------|-----------------|------------------|
|            |               | Texas Class     | Texas Class     | Texas Class     | Texas Class     |                  |
|            |               |                 |                 | GOV             | GOV             |                  |
| 10/1/2023  | Beg. Balance  | \$ 3,127,659.71 | \$ 3,485,592.80 | \$ 7,032,892.88 | \$ 3,114,566.84 | \$ 16,760,712.23 |
| 10/24/2023 | Withdrawl     |                 | -               | (1,680,000.00)  |                 | -                |
| 10/31/2023 | Deposit       |                 |                 | -               | -               | -                |
| 10/31/2023 | Class 5.5550% | 14,788.64       | 16,481.09       | 29,212.48       | 13,785.99       | 74,268.20        |
| 10/31/2023 | Gov 5.2009%   |                 |                 | -               | -               | -                |
| 10/31/2023 | End Balance   | \$ 3,142,448.35 | \$ 3,502,073.89 | \$ 5,382,105.36 | \$ 3,128,352.83 | \$ 15,154,980.43 |

The investments for the District for the period are in compliance with the Public Funds Investment Act, the District's investment policy and the District's investment strategy.

Investment Officer:  Page 3



## Harris County ESD No. 1 - GOF Unpaid Bills Detail As of November 22, 2023

| Type                                         | Date       | Num                  | Memo                                       | Due Date   | Open Balance               |
|----------------------------------------------|------------|----------------------|--------------------------------------------|------------|----------------------------|
| <b>AG CM Inc.</b>                            |            |                      |                                            |            |                            |
| Bill                                         | 10/31/2023 | 10919                | Project Management Support #93 & 96 - O... | 11/10/2023 | 21,611.60                  |
| Total AG CM Inc.                             |            |                      |                                            |            | 21,611.60                  |
| <b>Caryn Papantonakis</b>                    |            |                      |                                            |            |                            |
| Bill                                         | 11/11/2023 |                      | Legal Fees                                 | 11/21/2023 | 6,000.00                   |
| Total Caryn Papantonakis                     |            |                      |                                            |            | 6,000.00                   |
| <b>Construction Masters of Houston, Inc.</b> |            |                      |                                            |            |                            |
| Bill                                         | 10/31/2023 | Pay Request 10-93&96 | Pay Request 10 - Total Contract \$302,500  | 11/10/2023 | 15,750.00                  |
| Bill                                         | 10/31/2023 | Pay App 002 Const    | Pay App 002 93 & 96 Construction Phase     | 11/10/2023 | 384,648.35                 |
| Total Construction Masters of Houston, Inc.  |            |                      |                                            |            | 400,398.35                 |
| <b>HCEC</b>                                  |            |                      |                                            |            |                            |
| Bill                                         | 10/31/2023 | 02887                | October 2023                               | 11/10/2023 | 1,403,312.00               |
| Total HCEC                                   |            |                      |                                            |            | 1,403,312.00               |
| <b>Oak Interactive, LLC</b>                  |            |                      |                                            |            |                            |
| Bill                                         | 10/31/2023 | 13753                | Monthly Website Maintenance - October      | 11/10/2023 | 450.00                     |
| Total Oak Interactive, LLC                   |            |                      |                                            |            | 450.00                     |
| <b>The Morton Accounting Services</b>        |            |                      |                                            |            |                            |
| Bill                                         | 10/31/2023 | 2499                 | October CPA Services                       | 11/10/2023 | 4,009.64                   |
| Total The Morton Accounting Services         |            |                      |                                            |            | 4,009.64                   |
| <b>TIB</b>                                   |            |                      |                                            |            |                            |
| Bill                                         | 10/28/2023 | 91037 2023           | Acct. # ML-000091037                       | 11/07/2023 | 662,727.71                 |
| Total TIB                                    |            |                      |                                            |            | 662,727.71                 |
| <b>Victor Insurance Managers Inc</b>         |            |                      |                                            |            |                            |
| Bill                                         | 10/26/2023 | Scibuola 61BSBGJ7588 | Bond - Commissioner Scibuola 3YR Bond ...  | 11/05/2023 | 520.00                     |
| Total Victor Insurance Managers Inc          |            |                      |                                            |            | 520.00                     |
| <b>TOTAL</b>                                 |            |                      |                                            |            | <b><u>2,499,029.30</u></b> |

**Harris County ESD No. 1 - GOF  
Profit & Loss Budget vs. Actual  
January through October 2023**

|                                                        | <u>Jan - Oct 23</u>  | <u>Budget</u>        | <u>\$ Over Budget</u> | <u>% of Budget</u> |
|--------------------------------------------------------|----------------------|----------------------|-----------------------|--------------------|
| <b>Ordinary Income/Expense</b>                         |                      |                      |                       |                    |
| <b>Income</b>                                          |                      |                      |                       |                    |
| <b>41000 · Service Revenue</b>                         |                      |                      |                       |                    |
| 41100 · HCEC Ambulance Lease Revenue                   | 70,000.00            | 70,000.00            | 0.00                  | 100.0%             |
| 41200 · HCEC Property Lease Revenue                    | 455,530.00           | 455,530.00           | 0.00                  | 100.0%             |
| 41000 · Service Revenue - Other                        | 0.00                 | 0.00                 | 0.00                  | 0.0%               |
| <b>Total 41000 · Service Revenue</b>                   | <u>525,530.00</u>    | <u>525,530.00</u>    | <u>0.00</u>           | <u>100.0%</u>      |
| <b>42000 · Tax Revenues</b>                            |                      |                      |                       |                    |
| 42100 · Penalty & Interest                             | 161,684.66           | 178,475.99           | -16,791.33            | 90.6%              |
| 42300 · Tax Revenue                                    | 0.00                 | 21,721,193.00        | -21,721,193.00        | 0.0%               |
| <b>Total 42000 · Tax Revenues</b>                      | <u>161,684.66</u>    | <u>21,899,668.99</u> | <u>-21,737,984.33</u> | <u>0.7%</u>        |
| <b>43000 · Other Income</b>                            |                      |                      |                       |                    |
| 43100 · Miscellaneous Income                           | 90,608.50            | 5,000.00             | 85,608.50             | 1,812.2%           |
| 43150 · Proceeds from Sale of Asset                    | 0.00                 | 2,000.00             | -2,000.00             | 0.0%               |
| 43200 · Donations & Contributions                      | 10,692.56            | 9,000.00             | 1,692.56              | 118.8%             |
| 43500 · Training & Education                           | 0.00                 | 1,000.00             | -1,000.00             | 0.0%               |
| 43550 · Interest Earned on Checking                    | 0.00                 | 0.00                 | 0.00                  | 0.0%               |
| 43700 · Interest Earned on Temp. Invest                | 954,543.45           | 360,000.00           | 594,543.45            | 265.2%             |
| <b>Total 43000 · Other Income</b>                      | <u>1,055,844.51</u>  | <u>377,000.00</u>    | <u>678,844.51</u>     | <u>280.1%</u>      |
| <b>Total Income</b>                                    | <u>1,743,059.17</u>  | <u>22,802,198.99</u> | <u>-21,059,139.82</u> | <u>7.6%</u>        |
| <b>Gross Profit</b>                                    | <u>1,743,059.17</u>  | <u>22,802,198.99</u> | <u>-21,059,139.82</u> | <u>7.6%</u>        |
| <b>Expense</b>                                         |                      |                      |                       |                    |
| <b>143502 · Commissions Paid from Levy</b>             | 6,157.65             | 80,000.00            | -73,842.35            | 7.7%               |
| <b>162800 · Facilities &amp; Equipment (DNU)</b>       |                      |                      |                       |                    |
| 162805 · Furniture/Equip - Non-Asset                   | 6,540.37             | 20,000.00            | -13,459.63            | 32.7%              |
| 162840 · Equip Rental & Maintenance                    | 0.00                 | 20,000.00            | -20,000.00            | 0.0%               |
| <b>Total 162800 · Facilities &amp; Equipment (DNU)</b> | <u>6,540.37</u>      | <u>40,000.00</u>     | <u>-33,459.63</u>     | <u>16.4%</u>       |
| <b>170000 · Capital Purchases</b>                      |                      |                      |                       |                    |
| 17001 · Vehicles                                       | 121,136.00           | 300,000.00           | -178,864.00           | 40.4%              |
| 17002 · Buildings                                      | 0.00                 | 6,000,000.00         | -6,000,000.00         | 0.0%               |
| 17003 · Medical Equipment                              | 0.00                 | 100,000.00           | -100,000.00           | 0.0%               |
| <b>Total 170000 · Capital Purchases</b>                | <u>121,136.00</u>    | <u>6,400,000.00</u>  | <u>-6,278,864.00</u>  | <u>1.9%</u>        |
| <b>50000 · Commissioner Salaries and Wages</b>         |                      |                      |                       |                    |
| 50250 · Commissioner Reimbursement                     | 23,700.00            | 36,000.00            | -12,300.00            | 65.8%              |
| <b>Total 50000 · Commissioner Salaries and Wages</b>   | <u>23,700.00</u>     | <u>36,000.00</u>     | <u>-12,300.00</u>     | <u>65.8%</u>       |
| <b>51000 · HCEC Program Expense</b>                    |                      |                      |                       |                    |
| 51100 · HCEC Contract Expense                          | 16,338,551.00        | 20,852,345.00        | -4,513,794.00         | 78.4%              |
| <b>Total 51000 · HCEC Program Expense</b>              | <u>16,338,551.00</u> | <u>20,852,345.00</u> | <u>-4,513,794.00</u>  | <u>78.4%</u>       |
| <b>52000 · Contract Services (DNU)</b>                 |                      |                      |                       |                    |
| 52100 · Accounting Fees                                | 46,077.31            | 52,000.00            | -5,922.69             | 88.6%              |
| 52200 · Audit Fees                                     | 20,700.00            | 20,000.00            | 700.00                | 103.5%             |
| 52300 · Legal Fees                                     | 60,000.00            | 60,000.00            | 0.00                  | 100.0%             |
| 52350 · Outside Contract Services                      | 116,504.35           | 25,000.00            | 91,504.35             | 466.0%             |
| 52550 · Election Expense                               | 30.00                | 1,000.00             | -970.00               | 3.0%               |
| <b>Total 52000 · Contract Services (DNU)</b>           | <u>243,311.66</u>    | <u>158,000.00</u>    | <u>85,311.66</u>      | <u>154.0%</u>      |
| <b>53000 · Operations (DNU)</b>                        |                      |                      |                       |                    |
| 53150 · Dues & Subscriptions                           | 5,600.00             | 14,000.00            | -8,400.00             | 40.0%              |
| 53200 · Postage                                        | 0.00                 | 300.00               | -300.00               | 0.0%               |
| 53250 · Computer/Software Support                      | 864.92               | 750.00               | 114.92                | 115.3%             |
| 53300 · Printing & Copying                             | 47.59                | 250.00               | -202.41               | 19.0%              |
| 53350 · Legal Notices & Filing Fees                    | 0.04                 | 14,000.00            | -13,999.96            | 0.0%               |
| 53400 · Office Supplies                                | 0.00                 | 1,000.00             | -1,000.00             | 0.0%               |

6:40 PM

11/18/23

Accrual Basis

**Harris County ESD No. 1 - GOF**  
**Profit & Loss Budget vs. Actual**  
**January through October 2023**

|                                                 | <u>Jan - Oct 23</u>   | <u>Budget</u>        | <u>\$ Over Budget</u> | <u>% of Budget</u> |
|-------------------------------------------------|-----------------------|----------------------|-----------------------|--------------------|
| <b>Total 53000 · Operations (DNU)</b>           | 6,512.55              | 30,300.00            | -23,787.45            | 21.5%              |
| <b>54000 · General and Admin Expenses</b>       |                       |                      |                       |                    |
| 54150 · Insurance - Gen Liab-Err & Omis         | 73,273.00             | 74,638.00            | -1,365.00             | 98.2%              |
| 54200 · Insurance - Treasurer's Bond            | 520.00                | 2,020.00             | -1,500.00             | 25.7%              |
| 54300 · Other Costs (Contengency Funds)         | 0.00                  | 2,000.00             | -2,000.00             | 0.0%               |
| 54400 · HCAD Qtr Expenses                       | 119,533.00            | 143,000.00           | -23,467.00            | 83.6%              |
| 54450 · Depreciation Expense                    | 0.00                  | 2,500,000.00         | -2,500,000.00         | 0.0%               |
| 54600 · Travel & Meetings                       | 0.00                  | 10,000.00            | -10,000.00            | 0.0%               |
| 54650 · Conference, Conven & Meetings           | 0.00                  | 6,000.00             | -6,000.00             | 0.0%               |
| 54700 · Travel/Lodging                          | 0.00                  | 10,000.00            | -10,000.00            | 0.0%               |
| 54800 · Repairs & Maintenance (DNU)             | 0.00                  | 10,000.00            | -10,000.00            | 0.0%               |
| <b>Total 54000 · General and Admin Expenses</b> | 193,326.00            | 2,757,658.00         | -2,564,332.00         | 7.0%               |
| <b>60000 · Interest Expense</b>                 | 136,744.87            | 140,000.00           | -3,255.13             | 97.7%              |
| <b>61000 · Loan Costs</b>                       | 0.00                  | 75,000.00            | -75,000.00            | 0.0%               |
| <b>Total Expense</b>                            | 17,075,980.10         | 30,569,303.00        | -13,493,322.90        | 55.9%              |
| <b>Net Ordinary Income</b>                      | -15,332,920.93        | -7,767,104.01        | -7,565,816.92         | 197.4%             |
| <b>Other Income/Expense</b>                     |                       |                      |                       |                    |
| <b>Other Income</b>                             |                       |                      |                       |                    |
| 71000 · Gain/Loss on Sale of Asset              | 0.00                  | 2,000.00             | -2,000.00             | 0.0%               |
| <b>Total Other Income</b>                       | 0.00                  | 2,000.00             | -2,000.00             | 0.0%               |
| <b>Net Other Income</b>                         | 0.00                  | 2,000.00             | -2,000.00             | 0.0%               |
| <b>Net Income</b>                               | <u>-15,332,920.93</u> | <u>-7,765,104.01</u> | <u>-7,567,816.92</u>  | <u>197.5%</u>      |

**Harris County ESD No. 1 - GOF**  
**Balance Sheet Prev Year Comparison**  
**As of October 31, 2023**

11/18/23

Accrual Basis

|                                                | Oct 31, 23           | Oct 31, 22           | \$ Change             | % Change       |
|------------------------------------------------|----------------------|----------------------|-----------------------|----------------|
| <b>ASSETS</b>                                  |                      |                      |                       |                |
| <b>Current Assets</b>                          |                      |                      |                       |                |
| <b>Checking/Savings</b>                        |                      |                      |                       |                |
| 11000 · Prosperity Operating Account           | 12,475.91            | 125,791.98           | -113,316.07           | -90.1%         |
| 11050 · Prosperity Money Mkt                   | 272,257.31           | 318,697.40           | -46,440.09            | -14.6%         |
| 11350 · Texas Class Investment                 | 3,502,073.89         | 14,071,676.56        | -10,569,602.67        | -75.1%         |
| 11351 · Texas Class Capital Projects           | 3,142,448.35         | 0.00                 | 3,142,448.35          | 100.0%         |
| 11352 · Texas Class Gov HCESD#1                | 5,382,105.36         | 0.00                 | 5,382,105.36          | 100.0%         |
| 11353 · TexasClass Gov Capital Projects        | 3,128,352.83         | 0.00                 | 3,128,352.83          | 100.0%         |
| <b>Total Checking/Savings</b>                  | <b>15,439,713.65</b> | <b>14,516,165.94</b> | <b>923,547.71</b>     | <b>6.4%</b>    |
| <b>Accounts Receivable</b>                     | <b>11.57</b>         | <b>11.57</b>         | <b>0.00</b>           | <b>0.0%</b>    |
| <b>Other Current Assets</b>                    | <b>-6,901,232.67</b> | <b>6,546,159.73</b>  | <b>-13,447,392.40</b> | <b>-205.4%</b> |
| <b>Total Current Assets</b>                    | <b>8,538,492.55</b>  | <b>21,062,337.24</b> | <b>-12,523,844.69</b> | <b>-59.5%</b>  |
| <b>Fixed Assets</b>                            |                      |                      |                       |                |
| <b>15000 · Vehicle Assets</b>                  |                      |                      |                       |                |
| 15010 · Vehicles                               | 3,885,519.02         | 3,827,341.02         | 58,178.00             | 1.5%           |
| 15020 · Vehicles on Order                      | 98,648.50            | 58,178.00            | 40,470.50             | 69.6%          |
| <b>Total 15000 · Vehicle Assets</b>            | <b>3,984,167.52</b>  | <b>3,885,519.02</b>  | <b>98,648.50</b>      | <b>2.5%</b>    |
| <b>16000 · Land</b>                            |                      |                      |                       |                |
| 16010 · Land- 1620 Isom Property               | 235,546.58           | 235,546.58           | 0.00                  | 0.0%           |
| 16020 · Land- Fallbrook Property               | 30,809.15            | 30,809.15            | 0.00                  | 0.0%           |
| 16030 · Land- Old Humble Rd Property           | 117,980.67           | 117,980.67           | 0.00                  | 0.0%           |
| 16040 · Land- 2800 Aldine Bender               | 309,467.00           | 309,467.00           | 0.00                  | 0.0%           |
| 16000 · Land - Other                           | 1,060,779.93         | 885,097.93           | 175,682.00            | 19.9%          |
| <b>Total 16000 · Land</b>                      | <b>1,754,583.33</b>  | <b>1,578,901.33</b>  | <b>175,682.00</b>     | <b>11.1%</b>   |
| <b>17000 · Furniture and Equipment</b>         |                      |                      |                       |                |
| 17010 · Off. & Maint Equipment                 | 1,502,065.10         | 1,502,065.10         | 0.00                  | 0.0%           |
| 17020 · Medical Equipment                      | 3,879,620.69         | 3,879,620.69         | 0.00                  | 0.0%           |
| 17030 · Software & License Agreements          | 70,320.84            | 70,320.84            | 0.00                  | 0.0%           |
| 17040 · Furniture & Fixtures                   | 247,256.48           | 247,256.48           | 0.00                  | 0.0%           |
| 17050 · Communication Cntr New Station         | 473,980.26           | 473,980.26           | 0.00                  | 0.0%           |
| 17000 · Furniture and Equipment - Other        | 14,850.00            | 14,850.00            | 0.00                  | 0.0%           |
| <b>Total 17000 · Furniture and Equipment</b>   | <b>6,188,093.37</b>  | <b>6,188,093.37</b>  | <b>0.00</b>           | <b>0.0%</b>    |
| <b>18000 · Building and Improvements</b>       |                      |                      |                       |                |
| 18010 · 1620 Isom Admin Bldg                   | 488,507.62           | 488,507.62           | 0.00                  | 0.0%           |
| 18020 · 2800 Aldine Bender Bldg                | 5,810,117.91         | 5,810,117.91         | 0.00                  | 0.0%           |
| 18030 · 7710 Fallbrook Station                 | 476,537.75           | 476,537.75           | 0.00                  | 0.0%           |
| 18040 · 10512 Airline Station                  | 238,339.00           | 238,339.00           | 0.00                  | 0.0%           |
| 18050 · 6310 Aldine Bender Station             | 523,695.00           | 523,695.00           | 0.00                  | 0.0%           |
| 18060 · Station #92                            | 3,761,643.25         | 3,761,643.25         | 0.00                  | 0.0%           |
| 18061 · Station #93                            | 288,267.20           | 0.00                 | 288,267.20            | 100.0%         |
| 18070 · Station #94                            | 2,856,734.31         | 2,856,734.31         | 0.00                  | 0.0%           |
| 18080 · Station #97                            | 1,989,080.11         | 1,989,080.11         | 0.00                  | 0.0%           |
| 18090 · Station #96                            | 229,175.20           | 0.00                 | 229,175.20            | 100.0%         |
| 18000 · Building and Improvements - Other      | 316,000.00           | 66,500.00            | 249,500.00            | 375.2%         |
| <b>Total 18000 · Building and Improvements</b> | <b>16,978,097.35</b> | <b>16,211,154.95</b> | <b>766,942.40</b>     | <b>4.7%</b>    |
| 19000 · Accumulated Depreciation               | -13,501,730.11       | -11,581,546.22       | -1,920,183.89         | -16.6%         |
| <b>Total Fixed Assets</b>                      | <b>15,403,211.46</b> | <b>16,282,122.45</b> | <b>-878,910.99</b>    | <b>-5.4%</b>   |

**Harris County ESD No. 1 - GOF**  
**Balance Sheet Prev Year Comparison**  
**As of October 31, 2023**

|                                            | Oct 31, 23                  | Oct 31, 22                  | \$ Change                    | % Change             |
|--------------------------------------------|-----------------------------|-----------------------------|------------------------------|----------------------|
| <b>Other Assets</b>                        |                             |                             |                              |                      |
| 19500 · Call Center License                |                             |                             |                              |                      |
| 19550 · Old Comm Center Other              | 800,000.00                  | 800,000.00                  | 0.00                         | 0.0%                 |
| <b>Total 19500 · Call Center License</b>   | <b>800,000.00</b>           | <b>800,000.00</b>           | <b>0.00</b>                  | <b>0.0%</b>          |
| <b>Total Other Assets</b>                  | <b>800,000.00</b>           | <b>800,000.00</b>           | <b>0.00</b>                  | <b>0.0%</b>          |
| <b>TOTAL ASSETS</b>                        | <b><u>24,741,704.01</u></b> | <b><u>38,144,459.69</u></b> | <b><u>-13,402,755.68</u></b> | <b><u>-35.1%</u></b> |
| <b>LIABILITIES &amp; EQUITY</b>            |                             |                             |                              |                      |
| <b>Liabilities</b>                         |                             |                             |                              |                      |
| <b>Current Liabilities</b>                 |                             |                             |                              |                      |
| <b>Accounts Payable</b>                    |                             |                             |                              |                      |
| 20000 · Accounts Payable                   | 2,493,029.30                | 2,408,397.73                | 84,631.57                    | 3.5%                 |
| 20050 · Unclaimed Property                 | 354.35                      | 354.35                      | 0.00                         | 0.0%                 |
| <b>Total Accounts Payable</b>              | <b>2,493,383.65</b>         | <b>2,408,752.08</b>         | <b>84,631.57</b>             | <b>3.5%</b>          |
| <b>Other Current Liabilities</b>           |                             |                             |                              |                      |
| 22000 · Accrued Expenses                   |                             |                             |                              |                      |
| 22200 · Interest Payable                   | 20,960.98                   | 33,865.05                   | -12,904.07                   | -38.1%               |
| <b>Total 22000 · Accrued Expenses</b>      | <b>20,960.98</b>            | <b>33,865.05</b>            | <b>-12,904.07</b>            | <b>-38.1%</b>        |
| 23000 · Other Payables                     |                             |                             |                              |                      |
| 23020 · Deferred Taxes                     | 19,808,163.82               | 19,808,163.82               | 0.00                         | 0.0%                 |
| <b>Total 23000 · Other Payables</b>        | <b>19,808,163.82</b>        | <b>19,808,163.82</b>        | <b>0.00</b>                  | <b>0.0%</b>          |
| 24000 · Current Notes Payable              |                             |                             |                              |                      |
| 24050 · Government Capital Debt            | 229,483.34                  | 226,304.00                  | 3,179.34                     | 1.4%                 |
| 24055 · Government Capital Debt 2021       | -0.01                       | 0.00                        | -0.01                        | -100.0%              |
| <b>Total 24000 · Current Notes Payable</b> | <b>229,483.33</b>           | <b>226,304.00</b>           | <b>3,179.33</b>              | <b>1.4%</b>          |
| <b>Total Other Current Liabilities</b>     | <b>20,058,608.13</b>        | <b>20,068,332.87</b>        | <b>-9,724.74</b>             | <b>-0.1%</b>         |
| <b>Total Current Liabilities</b>           | <b>22,551,991.78</b>        | <b>22,477,084.95</b>        | <b>74,906.83</b>             | <b>0.3%</b>          |
| <b>Long Term Liabilities</b>               |                             |                             |                              |                      |
| 25000 · Long Term Debt                     |                             |                             |                              |                      |
| 25050 · Note Payable - Government Cap      | 4,678,605.25                | 5,135,976.71                | -457,371.46                  | -8.9%                |
| 25055 · Note Payable - Govern Cap 2021     | 4,886,337.61                | 5,448,272.28                | -561,934.67                  | -10.3%               |
| 25060 · Note - Stryker Equipment           | 0.00                        | 392,464.75                  | -392,464.75                  | -100.0%              |
| <b>Total 25000 · Long Term Debt</b>        | <b>9,564,942.86</b>         | <b>10,976,713.74</b>        | <b>-1,411,770.88</b>         | <b>-12.9%</b>        |
| <b>Total Long Term Liabilities</b>         | <b>9,564,942.86</b>         | <b>10,976,713.74</b>        | <b>-1,411,770.88</b>         | <b>-12.9%</b>        |
| <b>Total Liabilities</b>                   | <b>32,116,934.64</b>        | <b>33,453,798.69</b>        | <b>-1,336,864.05</b>         | <b>-4.0%</b>         |
| <b>Equity</b>                              |                             |                             |                              |                      |
| 30000 · Opening Bal Equity                 | 5,996,412.00                | 5,996,412.00                | 0.00                         | 0.0%                 |
| 30100 · Unassigned Fund Balance            | 546,278.27                  | 7,814,447.65                | -7,268,169.38                | -93.0%               |
| 30400 · Unrestricted Net Assets            | 1,415,000.03                | 1,415,000.03                | 0.00                         | 0.0%                 |
| Net Income                                 | -15,332,920.93              | -10,535,198.68              | -4,797,722.25                | -45.5%               |
| <b>Total Equity</b>                        | <b>-7,375,230.63</b>        | <b>4,690,661.00</b>         | <b>-12,065,891.63</b>        | <b>-257.2%</b>       |
| <b>TOTAL LIABILITIES &amp; EQUITY</b>      | <b><u>24,741,704.01</u></b> | <b><u>38,144,459.69</u></b> | <b><u>-13,402,755.68</u></b> | <b><u>-35.1%</u></b> |

**Harris County ESD No. 1 - GOF**  
**Profit & Loss Detail**  
 January through October 2023

| Type                                        | Date       | Num   | Adj | Name                     | Memo                      | Amount     |
|---------------------------------------------|------------|-------|-----|--------------------------|---------------------------|------------|
| <b>Ordinary Income/Expense</b>              |            |       |     |                          |                           |            |
| <b>Income</b>                               |            |       |     |                          |                           |            |
| <b>41000 · Service Revenue</b>              |            |       |     |                          |                           |            |
| <b>41100 · HCEC Ambulance Lease Revenue</b> |            |       |     |                          |                           |            |
| Bill                                        | 01/31/2023 | 2736  |     | HCEC                     | Master Lease for Vehicles | 7,000.00   |
| Bill                                        | 02/28/2023 | 2758  |     | HCEC                     | Master Lease for Vehicles | 7,000.00   |
| Bill                                        | 04/01/2023 | 2787  |     | HCEC                     | Master Lease for Vehicles | 7,000.00   |
| Bill                                        | 04/30/2023 | 2805  |     | HCEC                     | Master Lease for Vehicles | 7,000.00   |
| Bill                                        | 05/31/2023 | 2820  |     | HCEC                     | Master Lease for Vehicles | 7,000.00   |
| Bill                                        | 07/01/2023 | 02836 |     | HCEC                     | Master Lease for Vehicles | 7,000.00   |
| Bill                                        | 07/31/2023 | 02850 |     | HCEC                     | Master Lease for Vehicles | 7,000.00   |
| Bill                                        | 08/31/2023 | 02862 |     | HCEC                     | Master Lease for Vehicles | 7,000.00   |
| Bill                                        | 09/30/2023 | 02874 |     | HCEC                     | Master Lease for Vehicles | 7,000.00   |
| Bill                                        | 10/31/2023 | 02887 |     | HCEC                     | Master Lease for Vehicles | 7,000.00   |
| Total 41100 · HCEC Ambulance Lease Revenue  |            |       |     |                          |                           | 70,000.00  |
| <b>41200 · HCEC Property Lease Revenue</b>  |            |       |     |                          |                           |            |
| Bill                                        | 01/31/2023 | 2736  |     | HCEC                     | Original Agreement        | 45,553.00  |
| Bill                                        | 02/28/2023 | 2758  |     | HCEC                     | Original Agreement        | 45,553.00  |
| Bill                                        | 04/01/2023 | 2787  |     | HCEC                     | Original Agreement        | 45,553.00  |
| Bill                                        | 04/30/2023 | 2805  |     | HCEC                     | Original Agreement        | 45,553.00  |
| Bill                                        | 05/31/2023 | 2820  |     | HCEC                     | Original Agreement        | 45,553.00  |
| Bill                                        | 07/01/2023 | 02836 |     | HCEC                     | Original Agreement        | 45,553.00  |
| Bill                                        | 07/31/2023 | 02850 |     | HCEC                     | Original Agreement        | 45,553.00  |
| Bill                                        | 08/31/2023 | 02862 |     | HCEC                     | Original Agreement        | 45,553.00  |
| Bill                                        | 09/30/2023 | 02874 |     | HCEC                     | Original Agreement        | 45,553.00  |
| Bill                                        | 10/31/2023 | 02887 |     | HCEC                     | Original Agreement        | 45,553.00  |
| Total 41200 · HCEC Property Lease Revenue   |            |       |     |                          |                           | 455,530.00 |
| Total 41000 · Service Revenue               |            |       |     |                          |                           | 525,530.00 |
| <b>42000 · Tax Revenues</b>                 |            |       |     |                          |                           |            |
| <b>42100 · Penalty &amp; Interest</b>       |            |       |     |                          |                           |            |
| De...                                       | 01/09/2023 |       |     | Harris County Tax Office | P&I                       | 0.00       |
| De...                                       | 01/09/2023 |       |     | Harris County Tax Office | Delinquent P&I            | 784.88     |
| De...                                       | 01/11/2023 |       |     | Harris County Tax Office | P&I                       |            |
| De...                                       | 01/11/2023 |       |     | Harris County Tax Office | Delinquent P&I            | 2,010.87   |
| De...                                       | 01/18/2023 |       |     | Harris County Tax Office | P&I                       |            |
| De...                                       | 01/18/2023 |       |     | Harris County Tax Office | Delinquent P&I            | 938.23     |
| De...                                       | 01/20/2023 |       |     | Harris County Tax Office | P&I                       |            |
| De...                                       | 01/20/2023 |       |     | Harris County Tax Office | Delinquent P&I            | 2,259.99   |
| De...                                       | 01/25/2023 |       |     | Harris County Tax Office | P&I                       |            |
| De...                                       | 01/25/2023 |       |     | Harris County Tax Office | Delinquent P&I            | 1,779.39   |
| De...                                       | 01/26/2023 |       |     | Harris County Tax Office | -MULTIPLE-                | 0.00       |
| De...                                       | 02/01/2023 |       |     | Harris County Tax Office | P&I                       | 0.00       |
| De...                                       | 02/01/2023 |       |     | Harris County Tax Office | Delinquent P&I            | 2,369.91   |
| De...                                       | 02/02/2023 |       |     | Harris County Tax Office | P&I                       | 0.00       |
| De...                                       | 02/02/2023 |       |     | Harris County Tax Office | Delinquent P&I            | 814.31     |
| De...                                       | 02/03/2023 |       |     | Harris County Tax Office | -MULTIPLE-                | 0.00       |
| De...                                       | 02/06/2023 |       |     | Harris County Tax Office | P&I                       | 0.00       |
| De...                                       | 02/06/2023 |       |     | Harris County Tax Office | Delinquent P&I            | 1,223.09   |
| De...                                       | 02/07/2023 |       |     | Harris County Tax Office | P&I                       | 0.00       |
| De...                                       | 02/07/2023 |       |     | Harris County Tax Office | Delinquent P&I            | 1,212.67   |
| De...                                       | 02/08/2023 |       |     | Harris County Tax Office | -MULTIPLE-                | 3,401.57   |
| De...                                       | 02/08/2023 |       |     | Harris County Tax Office | P&I                       | 0.00       |
| De...                                       | 02/08/2023 |       |     | Harris County Tax Office | Delinquent P&I            | 100.92     |
| De...                                       | 02/13/2023 |       |     | Harris County Tax Office | -MULTIPLE-                | 5,507.92   |
| De...                                       | 02/16/2023 |       |     | Harris County Tax Office | -MULTIPLE-                | 3,365.41   |
| De...                                       | 02/21/2023 |       |     | Harris County Tax Office | -MULTIPLE-                | 2,298.73   |
| De...                                       | 02/22/2023 |       |     | Harris County Tax Office | -MULTIPLE-                | 6,972.85   |
| De...                                       | 02/28/2023 |       |     | Harris County Tax Office | -MULTIPLE-                | 4,331.72   |
| De...                                       | 03/06/2023 |       |     | Harris County Tax Office | -MULTIPLE-                | 5,661.96   |
| De...                                       | 03/07/2023 |       |     | Harris County Tax Office | P&I                       | 63.02      |
| De...                                       | 03/07/2023 |       |     | Harris County Tax Office | Delinquent P&I            | -13.27     |
| De...                                       | 03/09/2023 |       |     | Harris County Tax Office | -MULTIPLE-                | 8,454.21   |
| De...                                       | 03/14/2023 |       |     | Harris County Tax Office | -MULTIPLE-                | 3,470.36   |
| De...                                       | 03/16/2023 |       |     | Harris County Tax Office | -MULTIPLE-                | 2,469.29   |



## Harris County ESD No. 1 - GOF Profit & Loss Detail January through October 2023

| Type                                           | Date       | Num   | Adj | Name                          | Memo                         | Amount     |
|------------------------------------------------|------------|-------|-----|-------------------------------|------------------------------|------------|
| De...                                          | 03/23/2023 |       |     | Harris County Tax Office      | -MULTIPLE-                   | 4,029.07   |
| De...                                          | 03/30/2023 |       |     | Harris County Tax Office      | -MULTIPLE-                   | 5,516.49   |
| De...                                          | 03/30/2023 |       |     | Harris County Tax Office      | -MULTIPLE-                   |            |
| De...                                          | 04/06/2023 |       |     | Harris County Tax Office      | -MULTIPLE-                   | 6,069.47   |
| De...                                          | 04/07/2023 |       |     | Harris County Tax Office      | -MULTIPLE-                   | 209.28     |
| De...                                          | 04/12/2023 |       |     | Harris County Tax Office      | -MULTIPLE-                   | 12,269.60  |
| De...                                          | 04/25/2023 |       |     | Harris County Tax Office      | P&I                          | -2,370.54  |
| De...                                          | 04/25/2023 |       |     | Harris County Tax Office      | Deliquent P&I                | 3,765.29   |
| De...                                          | 05/01/2023 |       |     | Harris County Tax Office      | -MULTIPLE-                   | 0.00       |
| De...                                          | 05/02/2023 |       |     | Harris County Tax Office      | -MULTIPLE-                   | 1,189.27   |
| De...                                          | 05/05/2023 |       |     | Harris County Tax Office      | -MULTIPLE-                   | 2,271.64   |
| De...                                          | 05/08/2023 |       |     | Harris County Tax Office      | -MULTIPLE-                   | 143.21     |
| De...                                          | 06/06/2023 |       |     | Harris County Tax Office      | -MULTIPLE-                   | 24,042.01  |
| De...                                          | 06/07/2023 |       |     | Harris County Tax Office      | -MULTIPLE-                   | 100.90     |
| De...                                          | 06/12/2023 |       |     | Harris County Tax Office      | -MULTIPLE-                   | 7,986.74   |
| De...                                          | 06/16/2023 |       |     | Harris County Tax Office      | -MULTIPLE-                   | 1,900.69   |
| De...                                          | 07/06/2023 |       |     | Harris County Tax Office      | -MULTIPLE-                   | 12,782.46  |
| De...                                          | 07/07/2023 |       |     | Harris County Tax Office      | -MULTIPLE-                   | 195.24     |
| De...                                          | 07/20/2023 |       |     | Harris County Tax Office      | P&I                          | 0.00       |
| De...                                          | 07/20/2023 |       |     | Harris County Tax Office      | Deliquent P&I                | 5,133.09   |
| De...                                          | 07/26/2023 |       |     | Harris County Tax Office      | P&I                          | 0.00       |
| De...                                          | 07/26/2023 |       |     | Harris County Tax Office      | Deliquent P&I                | 6,602.79   |
| De...                                          | 08/04/2023 |       |     | Harris County Tax Office      | P&I                          | 0.00       |
| De...                                          | 08/04/2023 |       |     | Harris County Tax Office      | Deliquent P&I                | 4,847.84   |
| De...                                          | 08/04/2023 |       |     | Harris County Tax Office      | P&I                          | 0.00       |
| De...                                          | 08/04/2023 |       |     | Harris County Tax Office      | Deliquent P&I                | 141.12     |
| De...                                          | 08/10/2023 |       |     | Harris County Tax Office      | P&I                          | 0.00       |
| De...                                          | 08/10/2023 |       |     | Harris County Tax Office      | Deliquent P&I                | 5,172.67   |
| De...                                          | 08/11/2023 |       |     | Harris County Tax Office      | -MULTIPLE-                   | 0.00       |
| De...                                          | 08/18/2023 |       |     | Harris County Tax Office      | -MULTIPLE-                   | 0.00       |
| De...                                          | 08/30/2023 |       |     | Harris County Tax Office      | -MULTIPLE-                   | 0.00       |
| De...                                          | 09/05/2023 |       |     | Harris County Tax Office      | -MULTIPLE-                   | 0.00       |
| De...                                          | 09/07/2023 |       |     | Harris County Tax Office      | P&I                          | 0.00       |
| De...                                          | 09/07/2023 |       |     | Harris County Tax Office      | Deliquent P&I                | 91.96      |
| De...                                          | 10/05/2023 |       |     | Harris County Tax Office      | P&I                          | 0.00       |
| De...                                          | 10/05/2023 |       |     | Harris County Tax Office      | Deliquent P&I                | 116.34     |
| De...                                          | 10/11/2023 |       |     | Harris County Tax Office      | -MULTIPLE-                   | 0.00       |
| Total 42100 · Penalty & Interest               |            |       |     |                               |                              | 161,684.66 |
| Total 42000 · Tax Revenues                     |            |       |     |                               |                              | 161,684.66 |
| <b>43000 · Other Income</b>                    |            |       |     |                               |                              |            |
| <b>43100 · Miscellaneous Income</b>            |            |       |     |                               |                              |            |
| De...                                          | 05/01/2023 |       |     | Harris County Tax Office      | Adj/Fees                     | 58,915.98  |
| De...                                          | 08/18/2023 |       |     | Harris County Tax Office      | Ajd/Fees                     | 31,692.52  |
| Total 43100 · Miscellaneous Income             |            |       |     |                               |                              | 90,608.50  |
| <b>43200 · Donations &amp; Contributions</b>   |            |       |     |                               |                              |            |
| De...                                          | 01/02/2023 |       |     | Harris County Utility Dist... | Deposit                      | 1,508.34   |
| De...                                          | 02/06/2023 |       |     | Harris County Utility Dist... | Monthly Collection           | 606.09     |
| De...                                          | 02/06/2023 |       |     | Harris County Utility Dist... | Reissue Monthly Collectio... | 835.27     |
| De...                                          | 03/02/2023 | 15562 |     | Harris County Utility Dist... | -MULTIPLE-                   | 2,401.73   |
| De...                                          | 06/26/2023 |       |     |                               | Deposit                      | 843.62     |
| De...                                          | 06/26/2023 |       |     |                               | Deposit                      | 859.49     |
| De...                                          | 06/26/2023 |       |     |                               | Deposit                      | 833.01     |
| De...                                          | 06/26/2023 |       |     |                               | Deposit                      | 884.00     |
| De...                                          | 08/30/2023 |       |     | Harris County Utility Dist... | Deposit                      | 878.50     |
| De...                                          | 09/13/2023 | 15864 |     | -MULTIPLE-                    | -MULTIPLE-                   | 1,042.51   |
| Total 43200 · Donations & Contributions        |            |       |     |                               |                              | 10,692.56  |
| <b>43700 · Interest Earned on Temp. Invest</b> |            |       |     |                               |                              |            |
| De...                                          | 01/31/2023 |       |     |                               | Interest                     | 23,385.87  |
| De...                                          | 01/31/2023 |       |     |                               | Interest                     | 15,440.13  |
| De...                                          | 01/31/2023 |       |     |                               | Interest                     | 19,172.26  |
| De...                                          | 02/28/2023 |       |     |                               | Interest                     | 22,052.75  |
| De...                                          | 02/28/2023 |       |     |                               | Interest                     | 50,394.52  |

**Harris County ESD No. 1 - GOF**  
**Profit & Loss Detail**  
 January through October 2023

| Type                                             | Date       | Num     | Adj | Name                     | Memo                | Amount       |
|--------------------------------------------------|------------|---------|-----|--------------------------|---------------------|--------------|
| De...                                            | 02/28/2023 |         |     |                          | Interest            | 16,157.26    |
| De...                                            | 03/31/2023 |         |     |                          | Interest            | 87,175.55    |
| De...                                            | 03/31/2023 |         |     |                          | Interest            | 25,037.13    |
| De...                                            | 03/31/2023 |         |     |                          | Interest            | 869.69       |
| De...                                            | 04/30/2023 |         |     |                          | Interest            | 82,922.10    |
| De...                                            | 04/30/2023 |         |     |                          | Interest            | 25,243.09    |
| De...                                            | 04/30/2023 |         |     |                          | Interest            | 1,662.44     |
| De...                                            | 05/31/2023 |         |     |                          | Interest            | 1,913.60     |
| De...                                            | 05/31/2023 |         |     |                          | Interest            | 88,163.02    |
| De...                                            | 05/31/2023 |         |     |                          | Interest            | 26,991.42    |
| De...                                            | 06/30/2023 |         |     |                          | Interest            | 26,599.22    |
| De...                                            | 06/30/2023 |         |     |                          | Interest            | 72,191.53    |
| De...                                            | 06/30/2023 |         |     |                          | Interest            | 1,897.50     |
| De...                                            | 07/31/2023 |         |     |                          | Interest            | 74,776.82    |
| De...                                            | 07/31/2023 |         |     |                          | Interest            | 27,907.09    |
| De...                                            | 07/31/2023 |         |     |                          | Interest            | 1,747.01     |
| De...                                            | 08/31/2023 |         |     |                          | Interest            | 68,301.40    |
| De...                                            | 08/31/2023 |         |     |                          | Interest            | 27,430.87    |
| De...                                            | 08/31/2023 |         |     |                          | Interest            | 2,979.50     |
| De...                                            | 08/31/2023 |         |     |                          | Interest            | 1,319.50     |
| De...                                            | 08/31/2023 |         |     |                          | Interest            | 851.95       |
| De...                                            | 09/30/2023 |         |     |                          | Interest            | 679.06       |
| De...                                            | 09/30/2023 |         |     |                          | Interest            | 28,979.32    |
| De...                                            | 09/30/2023 |         |     |                          | Interest            | 14,159.11    |
| De...                                            | 09/30/2023 |         |     |                          | Interest            | 29,913.38    |
| De...                                            | 09/30/2023 |         |     |                          | Interest            | 13,247.34    |
| De...                                            | 10/31/2023 |         |     |                          | Interest            | 713.82       |
| De...                                            | 10/31/2023 |         |     |                          | Interest            | 16,481.09    |
| De...                                            | 10/31/2023 |         |     |                          | Interest            | 14,788.64    |
| De...                                            | 10/31/2023 |         |     |                          | Interest            | 29,212.48    |
| De...                                            | 10/31/2023 |         |     |                          | Interest            | 13,785.99    |
| Total 43700 · Interest Earned on Temp. Invest    |            |         |     |                          |                     | 954,543.45   |
| Total 43000 · Other Income                       |            |         |     |                          |                     | 1,055,844.51 |
| Total Income                                     |            |         |     |                          |                     | 1,743,059.17 |
| Gross Profit                                     |            |         |     |                          |                     | 1,743,059.17 |
| <b>Expense</b>                                   |            |         |     |                          |                     |              |
| <b>143502 · Commissions Paid from Levy</b>       |            |         |     |                          |                     |              |
| De...                                            | 01/09/2023 |         |     | Harris County Tax Office | Adj./Fees           | 5,437.69     |
| De...                                            | 01/11/2023 |         |     | Harris County Tax Office | Adj./Fees           | 5,025.78     |
| De...                                            | 01/18/2023 |         |     | Harris County Tax Office | Adj./Fees           | 4,071.99     |
| De...                                            | 01/20/2023 |         |     | Harris County Tax Office | Adj./Fees           | 7,790.90     |
| De...                                            | 02/01/2023 |         |     | Harris County Tax Office | Adj./Fees           | 1,554.46     |
| De...                                            | 07/20/2023 |         |     | Harris County Tax Office | Adj./Fees           | 258.36       |
| De...                                            | 07/26/2023 |         |     | Harris County Tax Office | Adj./Fees           | 124.12       |
| De...                                            | 08/04/2023 |         |     | Harris County Tax Office | Adj./Fees           | 298.29       |
| De...                                            | 08/10/2023 |         |     | Harris County Tax Office | Adj./Fees           | 258.31       |
| De...                                            | 08/30/2023 |         |     | Harris County Tax Office | Adj./Fees           | -1,023.11    |
| De...                                            | 09/05/2023 |         |     | Harris County Tax Office | Adj./Fees           | -16,525.80   |
| De...                                            | 10/11/2023 |         |     | Harris County Tax Office | Adj./Fees           | -1,113.34    |
| Total 143502 · Commissions Paid from Levy        |            |         |     |                          |                     | 6,157.65     |
| <b>162800 · Facilities &amp; Equipment (DNU)</b> |            |         |     |                          |                     |              |
| <b>162805 · Furniture/Equip - Non-Asset</b>      |            |         |     |                          |                     |              |
| Bill                                             | 06/01/2023 | 202974  |     | Stryker Medical Corp     | Remaining balance   | 6,540.37     |
| Total 162805 · Furniture/Equip - Non-Asset       |            |         |     |                          |                     | 6,540.37     |
| Total 162800 · Facilities & Equipment (DNU)      |            |         |     |                          |                     | 6,540.37     |
| <b>170000 · Capital Purchases</b>                |            |         |     |                          |                     |              |
| <b>17001 · Vehicles</b>                          |            |         |     |                          |                     |              |
| Bill                                             | 04/19/2023 | G525645 |     | Donalson CDJR, LLC       | 2023 Dodge Ram 3500 | 60,568.00    |
| Bill                                             | 04/19/2023 | G525647 |     | Donalson CDJR, LLC       | 2023 Dodge Ram 3500 | 60,568.00    |

## Harris County ESD No. 1 - GOF Profit & Loss Detail January through October 2023

| Type                                           | Date       | Num         | Adj | Name                      | Memo                         | Amount        |
|------------------------------------------------|------------|-------------|-----|---------------------------|------------------------------|---------------|
| Total 17001 · Vehicles                         |            |             |     |                           |                              | 121,136.00    |
| Total 170000 · Capital Purchases               |            |             |     |                           |                              | 121,136.00    |
| <b>50000 · Commissioner Salaries and Wages</b> |            |             |     |                           |                              |               |
| <b>50250 · Commissioner Reimbursement</b>      |            |             |     |                           |                              |               |
| Bill                                           | 01/29/2023 | Januar...   |     | Fred A Scibuola           | January 2023 Reimburse...    | 600.00        |
| Bill                                           | 02/21/2023 | Februa...   |     | Fred A Scibuola           | February 2023 Reimburse...   | 600.00        |
| Bill                                           | 02/25/2023 | Reimb ...   |     | Shirley Reed              | Reimbursement Request ...    | 1,050.00      |
| Bill                                           | 02/27/2023 | 2023 R...   |     | Cathy Sunday_             | Commissioner Reimburse...    | 2,250.00      |
| Bill                                           | 02/28/2023 | March ...   |     | Fred A Scibuola           | March 2023 Reimbursement     | 750.00        |
| Bill                                           | 04/14/2023 | April 13... |     | Fred A Scibuola           | April 2023 Reimbursement     | 1,050.00      |
| Bill                                           | 04/17/2023 | Reimb ...   |     | Shirley Reed              | Reimbursement Request ...    | 1,050.00      |
| Bill                                           | 05/24/2023 | May 24...   |     | Fred A Scibuola           | May 2023 Reimbursement       | 1,500.00      |
| Bill                                           | 06/14/2023 | June 1...   |     | Fred A Scibuola           | June 2023 Reimbursement      | 1,050.00      |
| Bill                                           | 06/15/2023 | Reimb ...   |     | Shirley Reed              | Reimbursement Request ...    | 1,350.00      |
| Bill                                           | 07/21/2023 | July 20 ... |     | Fred A Scibuola           | July 2023 Reimbursement      | 1,050.00      |
| Bill                                           | 07/31/2023 | 2023 Ti...  |     | Virginia Bazan            | Meeting reimbursement        | 4,500.00      |
| Bill                                           | 08/22/2023 | AUG 2...    |     | Fred A Scibuola           | AUG 2023 Reimbursement       | 600.00        |
| Bill                                           | 08/29/2023 | Reimb ...   |     | Shirley Reed              | Reimbursement Request ...    | 1,350.00      |
| Bill                                           | 09/26/2023 | 2023 R...   |     | Cathy Sunday_             | Commissioner Reimburse...    | 4,950.00      |
| Total 50250 · Commissioner Reimbursement       |            |             |     |                           |                              | 23,700.00     |
| Total 50000 · Commissioner Salaries and Wages  |            |             |     |                           |                              | 23,700.00     |
| <b>51000 · HCEC Program Expense</b>            |            |             |     |                           |                              |               |
| <b>51100 · HCEC Contract Expense</b>           |            |             |     |                           |                              |               |
| Bill                                           | 01/31/2023 | 2736        |     | HCEC                      | Rate \$984.21 @ 2194 Trip... | 1,753,358.00  |
| Bill                                           | 02/28/2023 | 2758        |     | HCEC                      | Rate \$984.21 @ 1929 Trip... | 1,412,746.00  |
| Bill                                           | 04/01/2023 | 2787        |     | HCEC                      | Rate \$984.21 @ 2169 Trip... | 1,562,081.00  |
| Bill                                           | 04/30/2023 | 2805        |     | HCEC                      | Rate \$984.21 @ 2100 Trip... | 1,535,342.00  |
| Bill                                           | 05/31/2023 | 2820        |     | HCEC                      | Rate \$984.21 @ 2359 Trip... | 1,777,136.00  |
| Bill                                           | 07/01/2023 | 02836       |     | HCEC                      | Rate \$984.21 @ 2277 Trip... | 1,664,083.00  |
| Bill                                           | 07/31/2023 | 02850       |     | HCEC                      | Rate \$984.21 @ 2165 Trip... | 1,674,623.00  |
| Bill                                           | 08/31/2023 | 02862       |     | HCEC                      | Rate \$984.21 @ 2390 Trip... | 1,803,676.00  |
| Bill                                           | 09/30/2023 | 02874       |     | HCEC                      | Rate \$984.21 @ 1491 Trip... | 1,699,641.00  |
| Bill                                           | 10/31/2023 | 02887       |     | HCEC                      | Rate \$984.21 @ 2008 Trip... | 1,455,865.00  |
| Total 51100 · HCEC Contract Expense            |            |             |     |                           |                              | 16,338,551.00 |
| Total 51000 · HCEC Program Expense             |            |             |     |                           |                              | 16,338,551.00 |
| <b>52000 · Contract Services (DNU)</b>         |            |             |     |                           |                              |               |
| <b>52100 · Accounting Fees</b>                 |            |             |     |                           |                              |               |
| Bill                                           | 01/31/2023 | 2401        |     | The Morton Accounting ... | January CPA Services         | 4,362.62      |
| Bill                                           | 02/28/2023 | 2415        |     | The Morton Accounting ... | February CPA Services        | 4,679.55      |
| Bill                                           | 03/31/2023 | 2424        |     | The Morton Accounting ... | March CPA Services           | 5,285.25      |
| Bill                                           | 04/30/2023 | 2437        |     | The Morton Accounting ... | April CPA Services           | 6,042.06      |
| Bill                                           | 05/31/2023 | 2444        |     | The Morton Accounting ... | May CPA Services             | 4,706.36      |
| Bill                                           | 06/30/2023 | 2447        |     | The Morton Accounting ... | June CPA Services            | 4,025.04      |
| Bill                                           | 07/31/2023 | 2459        |     | The Morton Accounting ... | July CPA Services            | 5,355.09      |
| Bill                                           | 08/31/2023 | 2470        |     | The Morton Accounting ... | August CPA Services          | 4,001.78      |
| Bill                                           | 09/30/2023 | 2479        |     | The Morton Accounting ... | September CPA Services       | 3,614.12      |
| Bill                                           | 10/31/2023 | 2499        |     | The Morton Accounting ... | October CPA Services         | 4,005.44      |
| Total 52100 · Accounting Fees                  |            |             |     |                           |                              | 46,077.31     |
| <b>52200 · Audit Fees</b>                      |            |             |     |                           |                              |               |
| Bill                                           | 04/01/2023 | 175456...   |     | Carr Riggs & Ingram       | 2022 Audit Billing           | 16,000.00     |
| Bill                                           | 06/29/2023 | 176349...   |     | Carr Riggs & Ingram       | 2022 Audit Billing - Final   | 4,700.00      |
| Total 52200 · Audit Fees                       |            |             |     |                           |                              | 20,700.00     |
| <b>52300 · Legal Fees</b>                      |            |             |     |                           |                              |               |
| Bill                                           | 01/11/2023 |             |     | Caryn Papantonakis        | Legal Fees                   | 6,000.00      |
| Bill                                           | 02/11/2023 |             |     | Caryn Papantonakis        | Legal Fees                   | 6,000.00      |
| Bill                                           | 03/11/2023 |             |     | Caryn Papantonakis        | Legal Fees                   | 6,000.00      |
| Bill                                           | 04/11/2023 |             |     | Caryn Papantonakis        | Legal Fees                   | 6,000.00      |
| Bill                                           | 05/11/2023 |             |     | Caryn Papantonakis        | Legal Fees                   | 6,000.00      |

## Harris County ESD No. 1 - GOF Profit & Loss Detail January through October 2023

| Type                                           | Date       | Num       | Adj | Name                        | Memo                        | Amount     |
|------------------------------------------------|------------|-----------|-----|-----------------------------|-----------------------------|------------|
| Bill                                           | 06/30/2023 |           |     | Caryn Papantonakis          | Legal Fees                  | 6,000.00   |
| Bill                                           | 07/11/2023 |           |     | Caryn Papantonakis          | Legal Fees                  | 6,000.00   |
| Bill                                           | 08/11/2023 |           |     | Caryn Papantonakis          | Legal Fees                  | 6,000.00   |
| Bill                                           | 09/11/2023 |           |     | Caryn Papantonakis          | Legal Fees                  | 6,000.00   |
| Bill                                           | 10/11/2023 |           |     | Caryn Papantonakis          | Legal Fees                  | 6,000.00   |
| Total 52300 · Legal Fees                       |            |           |     |                             |                             | 60,000.00  |
| <b>52350 · Outside Contract Services</b>       |            |           |     |                             |                             |            |
| Bill                                           | 01/31/2023 | 10029     |     | AG CM Inc.                  | Project Management Supp...  | 5,187.00   |
| Bill                                           | 02/26/2023 | 10132     |     | AG CM Inc.                  | Project Management Supp...  | 8,845.00   |
| Bill                                           | 03/31/2023 | 10206     |     | AG CM Inc.                  | Project Management Supp...  | 18,893.00  |
| Bill                                           | 04/30/2023 | 10270     |     | AG CM Inc.                  | Project Management Supp...  | 3,165.00   |
| Bill                                           | 05/31/2023 | 60333     |     | Equitax Inc.                | 2022 Annual Tax True Up     | 3,200.00   |
| Bill                                           | 05/31/2023 | 10397     |     | AG CM Inc.                  | Project Management Supp...  | 22,232.00  |
| Bill                                           | 06/30/2023 | 10505     |     | AG CM Inc.                  | Project Management Supp...  | 7,505.50   |
| Bill                                           | 07/31/2023 | 0558      |     | AG CM Inc.                  | Project Management Supp...  | 2,450.50   |
| Bill                                           | 08/31/2023 | 10650     |     | AG CM Inc.                  | Project Management Supp...  | 5,182.75   |
| Bill                                           | 09/30/2023 | 10747     |     | AG CM Inc.                  | Project Management Supp...  | 18,232.00  |
| Bill                                           | 10/31/2023 | 10919     |     | AG CM Inc.                  | Project Management Supp...  | 21,611.60  |
| Total 52350 · Outside Contract Services        |            |           |     |                             |                             | 116,504.35 |
| <b>52550 · Election Expense</b>                |            |           |     |                             |                             |            |
| Bill                                           | 05/31/2023 | 217227    |     | Radcliffe Bobbitt Adams ... | Legal - Elections           | 30.00      |
| Total 52550 · Election Expense                 |            |           |     |                             |                             | 30.00      |
| Total 52000 · Contract Services (DNU)          |            |           |     |                             |                             | 243,311.66 |
| <b>53000 · Operations (DNU)</b>                |            |           |     |                             |                             |            |
| <b>53150 · Dues &amp; Subscriptions</b>        |            |           |     |                             |                             |            |
| Bill                                           | 01/31/2023 | 2023 R... |     | SAFE-D                      | Safe-D Membership Rene...   | 1,100.00   |
| Bill                                           | 01/31/2023 | 13489     |     | Oak Interactive, LLC        | Monthly Website Maintena... | 450.00     |
| Bill                                           | 02/28/2023 | 13513     |     | Oak Interactive, LLC        | Monthly Website Maintena... | 450.00     |
| Bill                                           | 03/31/2023 | 13540     |     | Oak Interactive, LLC        | Monthly Website Maintena... | 450.00     |
| Bill                                           | 04/30/2023 | 13564     |     | Oak Interactive, LLC        | Monthly Website Maintena... | 450.00     |
| Bill                                           | 05/31/2023 | 13588     |     | Oak Interactive, LLC        | Monthly Website Maintena... | 450.00     |
| Bill                                           | 06/30/2023 | 13623     |     | Oak Interactive, LLC        | Monthly Website Maintena... | 450.00     |
| Bill                                           | 07/31/2023 | 13646     |     | Oak Interactive, LLC        | Monthly Website Maintena... | 450.00     |
| Bill                                           | 08/31/2023 | 13690     |     | Oak Interactive, LLC        | Monthly Website Maintena... | 450.00     |
| Bill                                           | 09/30/2023 | 13725     |     | Oak Interactive, LLC        | Monthly Website Maintena... | 450.00     |
| Bill                                           | 10/31/2023 | 13753     |     | Oak Interactive, LLC        | Monthly Website Maintena... | 450.00     |
| Total 53150 · Dues & Subscriptions             |            |           |     |                             |                             | 5,600.00   |
| <b>53250 · Computer/Software Support</b>       |            |           |     |                             |                             |            |
| Bill                                           | 01/31/2023 | 2401      |     | The Morton Accounting ...   | Quickbooks Software         | 864.92     |
| Total 53250 · Computer/Software Support        |            |           |     |                             |                             | 864.92     |
| <b>53300 · Printing &amp; Copying</b>          |            |           |     |                             |                             |            |
| Bill                                           | 01/31/2023 | 2401      |     | The Morton Accounting ...   | Copies                      | 2.32       |
| Bill                                           | 02/28/2023 | 2415      |     | The Morton Accounting ...   | Copies                      | 7.54       |
| Bill                                           | 03/31/2023 | 2424      |     | The Morton Accounting ...   | Copies                      | 8.99       |
| Bill                                           | 04/30/2023 | 2437      |     | The Morton Accounting ...   | Copies                      | 8.12       |
| Bill                                           | 05/31/2023 | 2444      |     | The Morton Accounting ...   | Copies                      | 4.06       |
| Bill                                           | 06/30/2023 | 2447      |     | The Morton Accounting ...   | Copies                      | 1.16       |
| Bill                                           | 07/31/2023 | 2459      |     | The Morton Accounting ...   | Copies                      | 4.90       |
| Bill                                           | 08/31/2023 | 2470      |     | The Morton Accounting ...   | Copies                      | 3.50       |
| Bill                                           | 09/30/2023 | 2479      |     | The Morton Accounting ...   | Copies                      | 2.80       |
| Bill                                           | 10/31/2023 | 2499      |     | The Morton Accounting ...   | Copies                      | 4.20       |
| Total 53300 · Printing & Copying               |            |           |     |                             |                             | 47.59      |
| <b>53350 · Legal Notices &amp; Filing Fees</b> |            |           |     |                             |                             |            |
| De...                                          | 03/02/2023 | 7213369   |     | Houston Chronicle           | Refund for Advertising      | -11,746.90 |
| Bill                                           | 09/30/2023 | 2479      |     | The Morton Accounting ...   | Public Hearing - Main New   | 11,746.94  |
| Total 53350 · Legal Notices & Filing Fees      |            |           |     |                             |                             | 0.04       |

**Harris County ESD No. 1 - GOF**  
**Profit & Loss Detail**  
 January through October 2023

| Type                                               | Date       | Num        | Adj | Name                         | Memo                          | Amount                |
|----------------------------------------------------|------------|------------|-----|------------------------------|-------------------------------|-----------------------|
| Total 53000 · Operations (DNU)                     |            |            |     |                              |                               | 6,512.55              |
| <b>54000 · General and Admin Expenses</b>          |            |            |     |                              |                               |                       |
| <b>54150 · Insurance - Gen Liab-Err &amp; Omis</b> |            |            |     |                              |                               |                       |
| Ge...                                              | 01/01/2023 | CPA 22...  | *   | VFIS of Texas                | Prepaid balance for insura... | 73,273.00             |
| Total 54150 · Insurance - Gen Liab-Err & Omis      |            |            |     |                              |                               | 73,273.00             |
| <b>54200 · Insurance - Treasurer's Bond</b>        |            |            |     |                              |                               |                       |
| Bill                                               | 10/26/2023 | Scibuol... |     | Victor Insurance Manag...    | Scibuola 61BSBGJ7588          | 520.00                |
| Total 54200 · Insurance - Treasurer's Bond         |            |            |     |                              |                               | 520.00                |
| <b>54400 · HCAD Qtr Expenses</b>                   |            |            |     |                              |                               |                       |
| Bill                                               | 03/01/2023 | PSI230...  |     | Harris Central Appraisal ... | 2nd Qtr Quarter 2023 Ass...   | 39,673.00             |
| Bill                                               | 05/18/2023 | PSI230...  |     | Harris Central Appraisal ... | 3rd Qtr Quarter 2023 Ass...   | 39,910.00             |
| Bill                                               | 08/18/2023 | PSI230...  |     | Harris Central Appraisal ... | 4th Qtr Quarterly 2023 As...  | 39,950.00             |
| Total 54400 · HCAD Qtr Expenses                    |            |            |     |                              |                               | 119,533.00            |
| Total 54000 · General and Admin Expenses           |            |            |     |                              |                               | 193,326.00            |
| <b>60000 · Interest Expense</b>                    |            |            |     |                              |                               |                       |
| Bill                                               | 05/12/2023 | Loan P...  |     | JPMorgan Chase Bank ...      | Payment for Loan - \$6,251... | 35,951.84             |
| Bill                                               | 10/28/2023 | 91037 ...  |     | TIB                          | Acct. # ML-000091037          | 100,793.03            |
| Total 60000 · Interest Expense                     |            |            |     |                              |                               | 136,744.87            |
| Total Expense                                      |            |            |     |                              |                               | 17,075,980.10         |
| Net Ordinary Income                                |            |            |     |                              |                               | -15,332,920.93        |
| <b>Net Income</b>                                  |            |            |     |                              |                               | <b>-15,332,920.93</b> |

## Jeremy Hyde

---

**From:** Laura Davis <LDavis@sklaw.us>  
**Sent:** Thursday, November 16, 2023 12:14 PM  
**To:** Jeremy Hyde  
**Cc:** Hussain Iftikhar @PD; Esteban Gonzalez @PD; Brenda Garcia  
**Subject:** RE: ESD 1 Board Approval

Good afternoon, Jeremy,

I am following up on the payment from the ESD below. Our bookkeeper has indicated that it has not yet been received. Could you let me know the status?

Much thanks,  
Laura

**Laura C. Davis | Partner**  
**Sanford Kuhl Hagan Kugle Parker Kahn LLP**  
1980 Post Oak Blvd., Suite 1380  
Houston, Texas 77056  
T: 713.850-9000 x328  
F: 713.850-1330  
E: [ldavis@sklaw.us](mailto:ldavis@sklaw.us)  
[www.sklaw.us](http://www.sklaw.us)

---

**From:** Laura Davis  
**Sent:** Tuesday, September 5, 2023 12:50 PM  
**To:** Jeremy Hyde <jhyde@hcec.com>  
**Cc:** Hussain Iftikhar @PD <Hiftikhar@pape-dawson.com>; Esteban Gonzalez @PD <EstebanGonzalez@pape-dawson.com>; Brenda Garcia <BGarcia@municipalaccounts.com>  
**Subject:** RE: ESD 1 Board Approval

Good afternoon, Jeremy,

Now that the agreement between Mount Houston Road and the ESD is finally approved, please forward the estimated design costs of \$71,866.00, payable to Mount Houston Road MUD, to the District's bookkeeper at:

Municipal Accounts & Consulting, L.P.  
Attn: Brenda M. Garcia  
1281 Brittmoore Rd.  
Houston, Tx 77043  
Direct: 713-366-3057  
Fax: 713-629-6859  
[bgarcia@municipalaccounts.com](mailto:bgarcia@municipalaccounts.com)  
[www.municipalaccounts.com](http://www.municipalaccounts.com)

Please let me know if you have any questions.

Best regards,  
Laura





**AG|CM, Inc.**

P.O. Box 2682  
 1101 Ocean Drive (78404)  
 Corpus Christi, TX 78403  
 361-882-0469

Harris County ESD #1  
 Attn: Jeremy Hyde  
 2800 Aldine Bender Rd.  
 Houston, TX 77032

Invoice number 10919  
 Date 11/01/2023

Project **22-012P Harris County ESD 1 Stations  
 93 and 96**

Billing Period 10/01/2023 - 10/29/2023

**Invoice Summary**

| Description                       | Contract Amount | Total Billed | Prior Billed | Current Billed | Remaining | Percent Complete |
|-----------------------------------|-----------------|--------------|--------------|----------------|-----------|------------------|
| <b>PROJECT MANAGEMENT SUPPORT</b> | 259,140.00      | 174,538.75   | 152,927.15   | 21,611.60      | 84,601.25 | 67.35            |
| Total                             | 259,140.00      | 174,538.75   | 152,927.15   | 21,611.60      | 84,601.25 | 67.35            |

**Professional Fees**

|                            | Hours  | Rate   | Billed Amount |
|----------------------------|--------|--------|---------------|
| Design Manager - AIA       |        |        |               |
| Paul E. Kullman            | 1.50   | 157.00 | 235.50        |
| Project Manager            |        |        |               |
| Dhinaker Thangavelu        | 5.00   | 135.00 | 675.00        |
| George V. Grainger, Jr.    | 140.50 | 135.00 | 18,967.50     |
| Professional Fees subtotal | 147.00 |        | 19,878.00     |

**Professional Fees**

|                    | Units | Rate     | Billed Amount |
|--------------------|-------|----------|---------------|
| Other Consultant   |       |          |               |
| Alpha Testing, LLC | 1.00  | 1,733.60 | 1,733.60      |

Invoice total **21,611.60**

**Aging Summary**

| Invoice Number | Invoice Date | Outstanding | Current   | Over 30 | Over 60 | Over 90 | Over 120 |
|----------------|--------------|-------------|-----------|---------|---------|---------|----------|
| 10919          | 11/01/2023   | 21,611.60   | 21,611.60 |         |         |         |          |
| Total          |              | 21,611.60   | 21,611.60 | 0.00    | 0.00    | 0.00    | 0.00     |

Approved by:

Christopher L. Majors  
Vice President of East & South Regions

*NOTE:*  
*Please send all accounts receivable correspondent to ar@agcm.com.*

*IMPORTANT PAYMENT INFORMATION:*  
*Please call to verify any changes to our ACH information at 361-882-0469 ext 311 or 361-215-1533 (Brenda Brewer's cell) prior to making the changes.*

*REMIT PAYMENT TO:*  
*AG|CM, Inc.*  
*P.O. Box 2682*  
*Corpus Christi, TX 78403*

**Invoice Supporting Detail**

22-012P Harris County ESD 1 Stations 93 and 96  
 PROJECT MANAGEMENT SUPPORT  
 Preconstruction & Design

Phase Status: Active

Billing Cutoff: 10/29/2023

WIP Status:

| Date     | Units | Rate | Amount |
|----------|-------|------|--------|
| Subtotal |       |      | 0.00   |
| total    |       |      | 0.00   |

**PROJECT MANAGEMENT SUPPORT**  
 Construction Phase

Phase Status: Active

Billing Cutoff: 10/29/2023

**Labor**

WIP Status: Billable

Design Manager - AIA

Paul E. Kullman

Billable Time 10/02/2023 1.00 157.00 157.00  
*Emails and calls*

Billable Time 10/03/2023 0.50 157.00 78.50  
*Emails and calls*

Subtotal 1.50 235.50

Project Manager

Dhinaker Thangavelu

Billable Time 10/05/2023 1.00 135.00 135.00  
*OAC & Project Team Meeting*

Billable Time 10/19/2023 3.00 135.00 405.00  
*Attend OAC Meeting at EMS 96 jobsite. Includes drive time.*

Billable Time 10/25/2023 1.00 135.00 135.00  
*Attended Consultant kick-off Meeting - Design Phase*

Subtotal 5.00 675.00

George V. Grainger, Jr.

Billable Time 10/02/2023 8.00 135.00 1,080.00  
*ESD1 - Site visits and daily observation report, owner correspondence, 3rd party contract review and correspondence*

Billable Time 10/03/2023 8.00 135.00 1,080.00  
*ESD1 - Site visits and daily observation report, general contractor correspondence, initial review of CPR1, submittal and log review*

Billable Time 10/04/2023 6.00 135.00 810.00  
*ESD1 - Site visits and daily observation report, utilities coordination, OAC meeting prep, submittals review*

Billable Time 10/05/2023 6.00 135.00 810.00  
*ESD1 - Virtual OAC meeting and prep, CPR1 review, weather delay discussion*

Billable Time 10/06/2023 5.50 135.00 742.50  
*ESD1 - Daily observation reports, CPR1 review and contractor correspondence*

Billable Time 10/09/2023 7.00 135.00 945.00  
*ESD 1 - Site visit and observation report, specs/drawings review*

Billable Time 10/10/2023 7.00 135.00 945.00  
*ESD 1 - Site visit and observation report, submittals/specs review*

Billable Time 10/11/2023 8.00 135.00 1,080.00

**Invoice Supporting Detail**

**22-012P Harris County ESD 1 Stations 93 and 96  
 PROJECT MANAGEMENT SUPPORT  
 Construction Phase**

Phase Status: Active

Billing Cutoff: 10/29/2023

| Date | Units | Rate | Amount |
|------|-------|------|--------|
|------|-------|------|--------|

**Labor**

WIP Status: Billable

Project Manager

George V. Grainger, Jr.

|                                                                                                      |            |               |        |                  |
|------------------------------------------------------------------------------------------------------|------------|---------------|--------|------------------|
| <i>ESD 1 - Concrete pour preparation/specs and drawings review, CPR and pay app review</i>           |            |               |        |                  |
| Billable Time                                                                                        | 10/12/2023 | 6.00          | 135.00 | 810.00           |
| <i>ESD 1 - Site visit and observation report, CPR and 3rd party contract review</i>                  |            |               |        |                  |
| Billable Time                                                                                        | 10/13/2023 | 6.00          | 135.00 | 810.00           |
| <i>ESD 1 - Site visit and observation report, observed pier drilling and concrete pour at EMS 96</i> |            |               |        |                  |
| Billable Time                                                                                        | 10/16/2023 | 5.00          | 135.00 | 675.00           |
| <i>ESD 1 - Site visit and observation report, CPR review, pay app review</i>                         |            |               |        |                  |
| Billable Time                                                                                        | 10/17/2023 | 8.00          | 135.00 | 1,080.00         |
| <i>ESD 1 - Site visit and observation report, pay app review, submittals/specs review</i>            |            |               |        |                  |
| Billable Time                                                                                        | 10/18/2023 | 6.00          | 135.00 | 810.00           |
| <i>ESD 1 - Site visit and observation report, 3rd party proposal review, OAC meeting prep</i>        |            |               |        |                  |
| Billable Time                                                                                        | 10/19/2023 | 8.00          | 135.00 | 1,080.00         |
| <i>ESD 1 - Site visit and observation report, Onsite OAC meeting, Monthly report</i>                 |            |               |        |                  |
| Billable Time                                                                                        | 10/20/2023 | 8.00          | 135.00 | 1,080.00         |
| <i>ESD 1 - Site visit and observation report, Monthly report and board meeting prep</i>              |            |               |        |                  |
| Billable Time                                                                                        | 10/23/2023 | 8.00          | 135.00 | 1,080.00         |
| <i>ESD1 - Site visit and observation report, board meeting prep</i>                                  |            |               |        |                  |
| Billable Time                                                                                        | 10/24/2023 | 8.00          | 135.00 | 1,080.00         |
| <i>ESD1 - Board meeting and prep, site visit and observation report, submittal review</i>            |            |               |        |                  |
| Billable Time                                                                                        | 10/25/2023 | 7.00          | 135.00 | 945.00           |
| <i>ESD1 - site visit and observation report, submittal review</i>                                    |            |               |        |                  |
| Billable Time                                                                                        | 10/26/2023 | 8.00          | 135.00 | 1,080.00         |
| <i>ESD1 - site visit and observation report for pier drilling/pour</i>                               |            |               |        |                  |
| Billable Time                                                                                        | 10/27/2023 | 7.00          | 135.00 | 945.00           |
| <i>ESD1 - site visit and observation report, specs/submittal review</i>                              |            |               |        |                  |
| Subtotal                                                                                             |            | <b>140.50</b> |        | <b>18,967.50</b> |
| Labor total                                                                                          |            | <b>147.00</b> |        | <b>19,878.00</b> |

**PROJECT MANAGEMENT SUPPORT  
 Survey Service at 1.10**

Phase Status: Active

Billing Cutoff: 10/29/2023

| Date | Units | Rate | Amount |
|------|-------|------|--------|
|------|-------|------|--------|

**Consultant**

WIP Status: Billable

Alpha Testing, LLC

Other Consultant

|                  |            |             |          |                 |
|------------------|------------|-------------|----------|-----------------|
|                  | 09/30/2023 | 1.00        | 1,733.60 | 1,733.60        |
| Subtotal         |            | <b>1.00</b> |          | <b>1,733.60</b> |
| Consultant total |            | <b>1.00</b> |          | <b>1,733.60</b> |

**Invoice Supporting Detail**

**Invoice Summary**

|                   | <b>Contract</b> | <b>Billed</b> | <b>%</b> | <b>Remaining</b> | <b>%</b> |
|-------------------|-----------------|---------------|----------|------------------|----------|
| <b>Labor</b>      | 259,140.00      | 131,470.25    | 51       | 127,669.75       | 49       |
| <b>Expense</b>    |                 | 1,759.10      |          | -1,759.10        |          |
| <b>Consultant</b> |                 | 41,309.40     |          | -41,309.40       |          |
| <b>Total</b>      | 259,140.00      | 174,538.75    | 67       | 84,601.25        | 33       |



**Alpha Testing, LLC**  
 15811 Tuckerton Rd  
 Houston, TX 77095  
 (713)360-0460

**Project Name:** HC ESD 1 - Emergency Medical Station No. 96  
 2947 Washington Drive  
 Houston, Texas 77038

**Client:** AGJCM, Inc. - Houston  
 ATTN: Vince Grainger  
 3200 Wilcrest Drive, Suite 100  
 Houston, TX 77042  
 (713) 316-4506

**Invoice No:** 162274  
**Invoice Date:** 9/30/2023  
**Project Mgr:** Homer B. Greer, P.E.  
 22-52H

**Customer P.O. No:** 22-012P #3      **Project No:** T231294      **Items through:** 9/30/2023      **Terms:** NET 30

| Quantity | Description of work       | Report Date | Report # | Unit Price | Per  | Extension |
|----------|---------------------------|-------------|----------|------------|------|-----------|
| 1.00     | Vehicle Trip Charge       | 9/18/2023   | 1        | \$100.00   | TRIP | \$100.00  |
| 4.00     | Material Pickup           | 9/18/2023   | 1        | \$52.00    | HOUR | \$208.00  |
| 1.00     | -200 Sieve                | 9/18/2023   | 2        | \$85.00    | EACH | \$85.00   |
| 1.00     | Atterberg Limit Test      | 9/18/2023   | 2        | \$85.00    | EACH | \$85.00   |
| 1.00     | Proctor #1                | 9/18/2023   | 2        | \$250.00   | EACH | \$250.00  |
| 1.00     | Vehicle Trip Charge       | 9/27/2023   | 3        | \$100.00   | TRIP | \$100.00  |
| 4.00     | Material Pickup           | 9/27/2023   | 3        | \$52.00    | HOUR | \$208.00  |
| 1.00     | -200 Sieve                | 9/27/2023   | 4        | \$85.00    | EACH | \$85.00   |
| 1.00     | Atterberg Limit Test      | 9/27/2023   | 4        | \$85.00    | EACH | \$85.00   |
| 1.00     | Proctor #2                | 9/27/2023   | 4        | \$250.00   | EACH | \$250.00  |
| 1.00     | Engineering Report Review | 9/30/2023   | 0        | \$120.00   | HOUR | \$120.00  |

|                             |             |
|-----------------------------|-------------|
| <b>Estimated Budget:</b>    | \$25,156.00 |
| <b>Previously Invoiced:</b> | \$0.00      |
| <b>Total This Invoice:</b>  | \$1,576.00  |
| <b>Remaining Budget:</b>    | \$23,580.00 |

**Pay this Invoice Total:      \$1,576.00**

**PLEASE REMIT ALL PAYMENTS TO THE FOLLOWING:**  
 Alpha Testing, LLC  
 PO Box 735418  
 Chicago, IL 60673-5418

*For any questions concerning this invoice, please contact our project manager for clarification.*





# AIA Document G742™ - 2015

## Application and Certificate for Payment for a Design-Build Project

**TO OWNER:** Harris Co. ESD #1  
2800 Aldine Bender Rd.  
Houston, TX 77032

**PROJECT:** HCESD #93 & 96 Construction Phase  
#93: 7710 Fallbrook, Houston, TX  
77086  
#96: 2947 Washington Ave,  
Houston, TX 77007

**APPLICATION NO:** 002  
**PERIOD TO:** October 31, 2023

**DISTRIBUTION TO:**  
OWNER:  ARCHITECT:   
DESIGN-BUILDER:  FIELD:   
OTHER:

**FROM DESIGN-BUILDER:** Construction Masters of Houston  
P. O. Box 1587  
Pearland, TX 77588

**CONTRACT FOR:** General Construction  
**CONTRACT DATE:** June 20, 2023  
**PROJECT NOS:** / 6922

### DESIGN-BUILDER'S APPLICATION FOR PAYMENT

Application is made for payment, as shown below, in connection with the Contract, AIA Document G743™, Continuation Sheet for a Design-Build Project, is attached.


|                                                                    |                |
|--------------------------------------------------------------------|----------------|
| 1. ORIGINAL CONTRACT SUM .....                                     | \$6,919,000.00 |
| 2. NET CHANGE BY CHANGE ORDERS .....                               | \$0.00         |
| 3. CONTRACT SUM TO DATE (Line 1 ± 2) .....                         | \$6,919,000.00 |
| 4. TOTAL COMPLETED & STORED TO DATE (Column G on G743) .....       | \$506,502.00   |
| 5. RETAINAGE:                                                      |                |
| a. 5.00 % of Completed Work<br>(Column D + E on G743)              | \$25,325.10    |
| b. 0 % of Stored Material<br>(Column F on G743)                    | \$0.00         |
| Total Retainage (Lines 5a + 5b or Total in Column I of G743) ..... | \$25,325.10    |
| 6. TOTAL EARNED LESS RETAINAGE .....                               | \$481,176.90   |
| (Line 4 Less Line 5 Total)                                         |                |
| 7. LESS PREVIOUS CERTIFICATES FOR PAYMENT .....                    | \$96,528.55    |
| (Line 6 from prior Certificate)                                    |                |

|                                                                   |                |
|-------------------------------------------------------------------|----------------|
| 8. CURRENT PAYMENT DUE .....                                      | \$384,648.35   |
| 9. BALANCE TO FINISH, INCLUDING RETAINAGE<br>(Line 3 less Line 6) | \$6,437,823.10 |

| CHANGE ORDER SUMMARY                               | ADDITIONS     | DEDUCTIONS    |
|----------------------------------------------------|---------------|---------------|
| Total changes approved in previous months by Owner | \$0.00        | \$0.00        |
| Total approved this Month                          | \$0.00        | \$0.00        |
| <b>TOTALS</b>                                      | <b>\$0.00</b> | <b>\$0.00</b> |
| <b>NET CHANGES by Change Order</b>                 | <b>\$0.00</b> | <b>\$0.00</b> |

The undersigned Design-Builder certifies that to the best of the Design-Builder's knowledge, information and belief the Work covered by this Application for Payment has been completed in accordance with the Design-Build Documents, that all amounts have been paid by the Design-Builder for Work for which previous Certificates for Payment were issued and payments received from the Owner, and that current payment shown herein is now due.

**DESIGN-BUILDER:** BUI,  
By:   
State of: Texas  
County of: Brazoria  
Subscribed and sworn to before me this 7th day of November, 2023.



Notary Public: Marjorie Carms  
My Commission expires: September 26, 2025

### CERTIFICATE FOR PAYMENT

In accordance with the Design-Build Documents, based on the Owner's review of the Work and the data comprising this application, the Owner determines the following amount is properly due and owing to the Design-Builder.

**AMOUNT DUE** ..... \$384,648.35  
*(Attach explanation if amount certified differs from the amount applied. Initial all figures on this Application and on the Continuation Sheet that are changed to conform with the amount certified.)*

**ARCHITECT:**  
By:   
Date: 11/7/2023

This Certificate is not negotiable. The AMOUNT CERTIFIED is payable only to the Design-Builder named herein. Issuance, payment and acceptance of payment are without prejudice to any rights of the Owner or Design-Builder under this Contract.

AIA Document G742 - 2015. Copyright © 2015. All rights reserved. "AIA," the AIA Logo, and "AIA Contract Documents" are trademarks of The American Institute of Architects. This document was produced at 12:17:27 ET on 11/05/2023 under Order No. 4104239868 which expires on 02/13/2024, is not for resale, is licensed for one-time use only, and may only be used in accordance with the AIA Contract Documents® Terms of Service. To report copyright violations, e-mail docinfo@aiacontracts.com.  
User Notes: (3B9ADA4E)

# AIA® Document G743™ – 2015

## Continuation Sheet for a Design-Build Project

AIA Document G742™, Application and Certification for Payment, containing Design-Builder's signed certification is attached.

Use Column I on Contracts where variable retainage for line items may apply.

APPLICATION NO: 002  
 APPLICATION DATE: November 07, 2023  
 PERIOD TO: October 31, 2023  
 OWNER'S PROJECT NO: HCESD 93 & 96 Construction Phase

| A<br>ITEM NO. | B<br>DESCRIPTION OF WORK         | C<br>SCHEDULED VALUE | D<br>WORK COMPLETED               |             | E<br>THIS PERIOD | F<br>MATERIALS PRESENTLY STORED (NOT IN D OR E) | G                                              |         | H<br>BALANCE TO FINISH (C - G) | I<br>RETAINAGE (IF VARIABLE RATE) |
|---------------|----------------------------------|----------------------|-----------------------------------|-------------|------------------|-------------------------------------------------|------------------------------------------------|---------|--------------------------------|-----------------------------------|
|               |                                  |                      | FROM PREVIOUS APPLICATION (D + E) | THIS PERIOD |                  |                                                 | TOTAL COMPLETED AND STORED TO DATE (D + E + F) | % (G+C) |                                |                                   |
|               | EMS Station #93                  | 0.00                 | 0.00                              | 0.00        | 0.00             | 0.00                                            | 0.00                                           | 0.00%   | 0.00                           | 0.00                              |
|               | Supervision / Project Management | 88,000.00            | 0.00                              | 8,800.00    | 0.00             | 0.00                                            | 8,800.00                                       | 10.00%  | 79,200.00                      | 0.00                              |
| 1.01          | Temporary Controls               | 34,600.00            | 0.00                              | 3,460.00    | 0.00             | 0.00                                            | 3,460.00                                       | 10.00%  | 31,140.00                      | 0.00                              |
| 1.02          | Construction Surveying           | 6,600.00             | 0.00                              | 2,000.00    | 0.00             | 0.00                                            | 2,000.00                                       | 50.30%  | 4,600.00                       | 0.00                              |
| 1.03          | Equipment Rental                 | 6,600.00             | 0.00                              | 0.00        | 0.00             | 0.00                                            | 0.00                                           | 0.00%   | 6,600.00                       | 0.00                              |
| 1.04          | Final Cleaning                   | 3,100.00             | 0.00                              | 0.00        | 0.00             | 0.00                                            | 0.00                                           | 0.00%   | 3,100.00                       | 0.00                              |
| 1.05          | General Labor                    | 5,500.00             | 0.00                              | 0.00        | 0.00             | 0.00                                            | 0.00                                           | 0.00%   | 5,500.00                       | 0.00                              |
| 1.06          | GL & BR Insurance                | 34,500.00            | 0.00                              | 3,450.00    | 0.00             | 0.00                                            | 3,450.00                                       | 10.00%  | 31,050.00                      | 0.00                              |
| 1.07          | P&P Bonds                        | 42,974.00            | 42,974.00                         | 0.00        | 0.00             | 0.00                                            | 42,974.00                                      | 100.00% | 0.00                           | 0.00                              |
| 1.08          | Permits                          | 1,922.00             | 0.00                              | 1,922.00    | 0.00             | 0.00                                            | 1,922.00                                       | 100.00% | 0.00                           | 0.00                              |
| 1.09          | Site Demolition                  | 43,800.00            | 0.00                              | 43,800.00   | 0.00             | 0.00                                            | 43,800.00                                      | 100.00% | 0.00                           | 0.00                              |
| 2.01          | Earthwork                        | 93,300.00            | 0.00                              | 43,200.00   | 0.00             | 0.00                                            | 43,200.00                                      | 46.30%  | 50,100.00                      | 0.00                              |
| 2.02          | Erosion Control                  | 6,300.00             | 0.00                              | 3,154.00    | 0.00             | 0.00                                            | 3,154.00                                       | 50.06%  | 3,146.00                       | 0.00                              |
| 2.03          | Water Distribution               | 74,600.00            | 0.00                              | 0.00        | 0.00             | 0.00                                            | 0.00                                           | 0.00%   | 74,600.00                      | 0.00                              |
| 2.04          | Sanitary Sewer                   | 25,200.00            | 0.00                              | 0.00        | 0.00             | 0.00                                            | 0.00                                           | 0.00%   | 25,200.00                      | 0.00                              |
| 2.05          | Storm Drainage                   | 148,100.00           | 0.00                              | 0.00        | 0.00             | 0.00                                            | 0.00                                           | 0.00%   | 148,100.00                     | 0.00                              |
| 2.06          | Paving Specialties               | 4,900.00             | 0.00                              | 0.00        | 0.00             | 0.00                                            | 0.00                                           | 0.00%   | 4,900.00                       | 0.00                              |
| 2.07          | Irrigation System                | 13,800.00            | 0.00                              | 0.00        | 0.00             | 0.00                                            | 0.00                                           | 0.00%   | 13,800.00                      | 0.00                              |
| 2.08          | Fence & Gates                    | 64,600.00            | 0.00                              | 0.00        | 0.00             | 0.00                                            | 0.00                                           | 0.00%   | 64,600.00                      | 0.00                              |
| 2.09          | Landscaping                      | 23,900.00            | 0.00                              | 0.00        | 0.00             | 0.00                                            | 0.00                                           | 0.00%   | 23,900.00                      | 0.00                              |
| 2.10          | Seeding                          | 9,800.00             | 0.00                              | 0.00        | 0.00             | 0.00                                            | 0.00                                           | 0.00%   | 9,800.00                       | 0.00                              |
| 2.11          | Concrete                         | 376,400.00           | 0.00                              | 48,600.00   | 0.00             | 0.00                                            | 48,600.00                                      | 12.91%  | 327,800.00                     | 0.00                              |
| 3.01          | Masonry                          | 13,900.00            | 0.00                              | 0.00        | 0.00             | 0.00                                            | 0.00                                           | 0.00%   | 13,900.00                      | 0.00                              |
| 4.01          | Steel Erection                   | 106,400.00           | 0.00                              | 0.00        | 0.00             | 0.00                                            | 0.00                                           | 0.00%   | 106,400.00                     | 0.00                              |
| 5.01          | Miscellaneous Steel              | 14,500.00            | 0.00                              | 0.00        | 0.00             | 0.00                                            | 0.00                                           | 0.00%   | 14,500.00                      | 0.00                              |

AIA Document G743 – 2015. Copyright © 2015. All rights reserved. "The American Institute of Architects," "AIA," the AIA Logo, and "AIA Contract Documents" are trademarks of The American Institute of Architects. This document was produced at 12:14:30 ET on 11/05/2023 under Order No. 4104239868 which expires on 02/13/2024. It is not for resale. It is licensed for one-time use only, and may only be used in accordance with the AIA Contract Documents' Terms of Service. To report copyright violations, e-mail docinfo@aiacontracts.com.

User Notes:

(3B9ADA48)

| A     | B                         | C          | D                                 |                            | E               |                                            | F    | G                                              |         | H          | I    |
|-------|---------------------------|------------|-----------------------------------|----------------------------|-----------------|--------------------------------------------|------|------------------------------------------------|---------|------------|------|
|       |                           |            | FROM PREVIOUS APPLICATION (D + E) | WORK COMPLETED THIS PERIOD | SCHEDULED VALUE | MATERIALS PRESENTLY STORED (NOT IN D OR E) |      | TOTAL COMPLETED AND STORED TO DATE (D + E + F) | % (G+C) |            |      |
| 6.01  | Rough Carpentry           | 5,600.00   | 0.00                              | 0.00                       | 0.00            | 0.00                                       | 0.00 | 0.00                                           | 0.00%   | 5,600.00   | 0.00 |
| 6.02  | Millwork & Counters       | 44,200.00  | 0.00                              | 0.00                       | 0.00            | 0.00                                       | 0.00 | 0.00                                           | 0.00%   | 44,200.00  | 0.00 |
| 7.01  | Waterproofing & Rigid Ins | 24,700.00  | 0.00                              | 0.00                       | 0.00            | 0.00                                       | 0.00 | 0.00                                           | 0.00%   | 24,700.00  | 0.00 |
| 7.02  | Batt Insulation           | 14,900.00  | 0.00                              | 0.00                       | 0.00            | 0.00                                       | 0.00 | 0.00                                           | 0.00%   | 14,900.00  | 0.00 |
| 7.03  | Roof Accessories          | 2,200.00   | 0.00                              | 0.00                       | 0.00            | 0.00                                       | 0.00 | 0.00                                           | 0.00%   | 2,200.00   | 0.00 |
| 8.01  | Doors, Frames & Hardware  | 80,700.00  | 0.00                              | 0.00                       | 0.00            | 0.00                                       | 0.00 | 0.00                                           | 0.00%   | 80,700.00  | 0.00 |
| 8.02  | Overhead Doors            | 53,400.00  | 0.00                              | 0.00                       | 0.00            | 0.00                                       | 0.00 | 0.00                                           | 0.00%   | 53,400.00  | 0.00 |
| 8.03  | Glass Package             | 60,200.00  | 0.00                              | 0.00                       | 0.00            | 0.00                                       | 0.00 | 0.00                                           | 0.00%   | 60,200.00  | 0.00 |
| 9.01  | Gypsum Assemblies         | 191,900.00 | 0.00                              | 0.00                       | 0.00            | 0.00                                       | 0.00 | 0.00                                           | 0.00%   | 191,900.00 | 0.00 |
| 9.02  | Flooring & Tile           | 46,900.00  | 0.00                              | 0.00                       | 0.00            | 0.00                                       | 0.00 | 0.00                                           | 0.00%   | 46,900.00  | 0.00 |
| 9.03  | Acoustical Ceilings       | 10,900.00  | 0.00                              | 0.00                       | 0.00            | 0.00                                       | 0.00 | 0.00                                           | 0.00%   | 10,900.00  | 0.00 |
| 9.04  | Painting                  | 37,100.00  | 0.00                              | 0.00                       | 0.00            | 0.00                                       | 0.00 | 0.00                                           | 0.00%   | 37,100.00  | 0.00 |
| 9.05  | Polished Concrete         | 17,900.00  | 0.00                              | 0.00                       | 0.00            | 0.00                                       | 0.00 | 0.00                                           | 0.00%   | 17,900.00  | 0.00 |
| 10.01 | Pest Control              | 1,300.00   | 0.00                              | 0.00                       | 0.00            | 0.00                                       | 0.00 | 0.00                                           | 0.00%   | 1,300.00   | 0.00 |
| 10.02 | Flagpoles                 | 4,300.00   | 0.00                              | 0.00                       | 0.00            | 0.00                                       | 0.00 | 0.00                                           | 0.00%   | 4,300.00   | 0.00 |
| 10.03 | Graphics                  | 18,500.00  | 0.00                              | 0.00                       | 0.00            | 0.00                                       | 0.00 | 0.00                                           | 0.00%   | 18,500.00  | 0.00 |
| 10.04 | Aluminum Canopies         | 45,000.00  | 0.00                              | 5,000.00                   | 0.00            | 5,000.00                                   | 0.00 | 5,000.00                                       | 11.11%  | 40,000.00  | 0.00 |
| 10.05 | Miscellaneous Accessories | 12,000.00  | 0.00                              | 0.00                       | 0.00            | 0.00                                       | 0.00 | 0.00                                           | 0.00%   | 12,000.00  | 0.00 |
| 11.01 | Appliances                | 17,000.00  | 0.00                              | 0.00                       | 0.00            | 0.00                                       | 0.00 | 0.00                                           | 0.00%   | 17,000.00  | 0.00 |
| 12.01 | Window Treatments         | 2,400.00   | 0.00                              | 0.00                       | 0.00            | 0.00                                       | 0.00 | 0.00                                           | 0.00%   | 2,400.00   | 0.00 |
| 13.01 | PEMB Design / Detail      | 5,000.00   | 5,000.00                          | 0.00                       | 0.00            | 0.00                                       | 0.00 | 5,000.00                                       | 100.00% | 0.00       | 0.00 |
| 13.02 | PEMB                      | 194,800.00 | 0.00                              | 3,800.00                   | 0.00            | 3,800.00                                   | 0.00 | 3,800.00                                       | 1.95%   | 191,000.00 | 0.00 |
| 13.03 | Access Controls           | 29,600.00  | 0.00                              | 0.00                       | 0.00            | 0.00                                       | 0.00 | 0.00                                           | 0.00%   | 29,600.00  | 0.00 |
| 13.04 | Fire Alarm                | 21,800.00  | 0.00                              | 0.00                       | 0.00            | 0.00                                       | 0.00 | 0.00                                           | 0.00%   | 21,800.00  | 0.00 |
| 13.05 | Fire Sprinkler            | 37,400.00  | 0.00                              | 0.00                       | 0.00            | 0.00                                       | 0.00 | 0.00                                           | 0.00%   | 37,400.00  | 0.00 |
| 22.01 | Building Plumbing         | 221,400.00 | 0.00                              | 0.00                       | 0.00            | 0.00                                       | 0.00 | 0.00                                           | 0.00%   | 221,400.00 | 0.00 |
| 23.01 | HVAC                      | 218,000.00 | 0.00                              | 0.00                       | 0.00            | 0.00                                       | 0.00 | 0.00                                           | 0.00%   | 218,000.00 | 0.00 |
| 26.01 | Electrical                | 443,900.00 | 0.00                              | 3,240.00                   | 0.00            | 3,240.00                                   | 0.00 | 3,240.00                                       | 0.73%   | 440,660.00 | 0.00 |
| 26.02 | Generator                 | 61,800.00  | 0.00                              | 0.00                       | 0.00            | 0.00                                       | 0.00 | 0.00                                           | 0.00%   | 61,800.00  | 0.00 |

AIA Document G743 – 2015. Copyright © 2015. All rights reserved. "The American Institute of Architects," "AIA," the AIA Logo, and "AIA Contract Documents" are trademarks of The American Institute of Architects. This document was produced at 12:14:30 ET on 11/05/2023 under Order No.4 104239868 which expires on 02/13/2024, is not for resale, is licensed for one-time use only, and may only be used in accordance with the AIA Contract Documents' Terms of Service. To report copyright violations, e-mail docinfo@aiacontracts.com.

User Notes:

(3B9ADAA8)

| A<br>ITEM<br>NO. | B<br>DESCRIPTION OF<br>WORK | C<br>SCHEDULED<br>VALUE | D<br>WORK COMPLETED                        |             | E<br>THIS PERIOD | F<br>MATERIALS<br>PRESENTLY<br>STORED<br>(NOT IN D OR E) | G                                                       |            | H<br>BALANCE TO<br>FINISH<br>(C - G) | I<br>RETAINAGE<br>(IF VARIABLE<br>RATE) |
|------------------|-----------------------------|-------------------------|--------------------------------------------|-------------|------------------|----------------------------------------------------------|---------------------------------------------------------|------------|--------------------------------------|-----------------------------------------|
|                  |                             |                         | FROM<br>PREVIOUS<br>APPLICATION<br>(D + E) | THIS PERIOD |                  |                                                          | TOTAL<br>COMPLETED AND<br>STORED TO DATE<br>(D + E + F) | %<br>(G+C) |                                      |                                         |
| 27.01            | Communications              | 31,904.00               | 0.00                                       | 0.00        | 0.00             | 0.00                                                     | 0.00                                                    | 0.00%      | 31,904.00                            | 0.00                                    |
|                  |                             | 0.00                    | 0.00                                       | 0.00        | 0.00             | 0.00                                                     | 0.00                                                    | 0.00%      | 0.00                                 | 0.00                                    |
|                  | EMS Station #96             | 0.00                    | 0.00                                       | 0.00        | 0.00             | 0.00                                                     | 0.00                                                    | 0.00%      | 0.00                                 | 0.00                                    |
|                  | Supervision / Project       |                         |                                            |             |                  |                                                          |                                                         |            |                                      |                                         |
| 1.01             | Management                  | 88,000.00               | 0.00                                       | 8,800.00    | 0.00             | 0.00                                                     | 8,800.00                                                | 10.00%     | 79,200.00                            | 0.00                                    |
| 1.02             | Temporary Controls          | 34,700.00               | 0.00                                       | 3,470.00    | 0.00             | 0.00                                                     | 3,470.00                                                | 10.00%     | 31,230.00                            | 0.00                                    |
| 1.03             | Construction Surveying      | 6,600.00                | 0.00                                       | 2,000.00    | 0.00             | 0.00                                                     | 2,000.00                                                | 30.30%     | 4,600.00                             | 0.00                                    |
| 1.04             | Equipment Rental            | 6,600.00                | 0.00                                       | 0.00        | 0.00             | 0.00                                                     | 0.00                                                    | 0.00%      | 6,600.00                             | 0.00                                    |
| 1.05             | Final Cleaning              | 4,000.00                | 0.00                                       | 0.00        | 0.00             | 0.00                                                     | 0.00                                                    | 0.00%      | 4,000.00                             | 0.00                                    |
| 1.06             | General Labor               | 5,500.00                | 0.00                                       | 0.00        | 0.00             | 0.00                                                     | 0.00                                                    | 0.00%      | 5,500.00                             | 0.00                                    |
| 1.07             | GL & BR Insurance           | 40,300.00               | 0.00                                       | 4,030.00    | 0.00             | 0.00                                                     | 4,030.00                                                | 10.00%     | 36,270.00                            | 0.00                                    |
| 1.08             | P&P Bonds                   | 48,635.00               | 48,635.00                                  | 0.00        | 0.00             | 0.00                                                     | 48,635.00                                               | 100.00%    | 0.00                                 | 0.00                                    |
| 1.09             | Permits                     | 1,921.00                | 0.00                                       | 1,921.00    | 0.00             | 0.00                                                     | 1,921.00                                                | 100.00%    | 0.00                                 | 0.00                                    |
| 2.01             | Site Demolition             | 23,500.00               | 0.00                                       | 0.00        | 0.00             | 0.00                                                     | 0.00                                                    | 0.00%      | 23,500.00                            | 0.00                                    |
| 2.02             | Earthwork                   | 129,100.00              | 0.00                                       | 55,296.00   | 0.00             | 0.00                                                     | 55,296.00                                               | 42.83%     | 73,804.00                            | 0.00                                    |
| 2.03             | Erosion Control             | 8,800.00                | 0.00                                       | 1,350.00    | 0.00             | 0.00                                                     | 1,350.00                                                | 15.34%     | 7,450.00                             | 0.00                                    |
| 2.04             | Water Distribution          | 36,300.00               | 0.00                                       | 0.00        | 0.00             | 0.00                                                     | 0.00                                                    | 0.00%      | 36,300.00                            | 0.00                                    |
| 2.05             | Sanitary Sewer              | 25,300.00               | 0.00                                       | 0.00        | 0.00             | 0.00                                                     | 0.00                                                    | 0.00%      | 25,300.00                            | 0.00                                    |
| 2.06             | Storm Drainage              | 167,800.00              | 0.00                                       | 0.00        | 0.00             | 0.00                                                     | 0.00                                                    | 0.00%      | 167,800.00                           | 0.00                                    |
| 2.07             | Detention Pond              | 115,500.00              | 0.00                                       | 0.00        | 0.00             | 0.00                                                     | 0.00                                                    | 0.00%      | 115,500.00                           | 0.00                                    |
| 2.08             | Paving Specialties          | 5,500.00                | 0.00                                       | 0.00        | 0.00             | 0.00                                                     | 0.00                                                    | 0.00%      | 5,500.00                             | 0.00                                    |
| 2.09             | Irrigation System           | 13,900.00               | 0.00                                       | 0.00        | 0.00             | 0.00                                                     | 0.00                                                    | 0.00%      | 13,900.00                            | 0.00                                    |
| 2.10             | Fence & Gates               | 50,800.00               | 0.00                                       | 0.00        | 0.00             | 0.00                                                     | 0.00                                                    | 0.00%      | 50,800.00                            | 0.00                                    |
| 2.11             | Landscaping                 | 21,800.00               | 0.00                                       | 0.00        | 0.00             | 0.00                                                     | 0.00                                                    | 0.00%      | 21,800.00                            | 0.00                                    |
| 2.12             | Seeding                     | 9,800.00                | 0.00                                       | 0.00        | 0.00             | 0.00                                                     | 0.00                                                    | 0.00%      | 9,800.00                             | 0.00                                    |
| 3.01             | Concrete                    | 337,500.00              | 0.00                                       | 48,060.00   | 0.00             | 0.00                                                     | 48,060.00                                               | 14.24%     | 289,440.00                           | 0.00                                    |
| 4.01             | Masonry                     | 13,900.00               | 0.00                                       | 0.00        | 0.00             | 0.00                                                     | 0.00                                                    | 0.00%      | 13,900.00                            | 0.00                                    |
| 5.01             | Steel Erection              | 132,500.00              | 0.00                                       | 0.00        | 0.00             | 0.00                                                     | 0.00                                                    | 0.00%      | 132,500.00                           | 0.00                                    |
| 5.02             | Miscellaneous Steel         | 16,600.00               | 0.00                                       | 0.00        | 0.00             | 0.00                                                     | 0.00                                                    | 0.00%      | 16,600.00                            | 0.00                                    |
| 6.01             | Rough Carpentry             | 5,600.00                | 0.00                                       | 0.00        | 0.00             | 0.00                                                     | 0.00                                                    | 0.00%      | 5,600.00                             | 0.00                                    |
| 6.02             | Millwork & Counters         | 53,400.00               | 0.00                                       | 0.00        | 0.00             | 0.00                                                     | 0.00                                                    | 0.00%      | 53,400.00                            | 0.00                                    |
| 7.01             | Waterproofing & Rigid       | 30,100.00               | 0.00                                       | 0.00        | 0.00             | 0.00                                                     | 0.00                                                    | 0.00%      | 30,100.00                            | 0.00                                    |

AIA Document G743 – 2015. Copyright © 2015. All rights reserved. "The American Institute of Architects," "AIA," the AIA Logo, and "AIA Contract Documents" are trademarks of The American Institute of Architects. This document was produced at 12:14:30 ET on 11/05/2023 under Order No.4104239868 which expires on 02/13/2024, is not for resale, is licensed for one-time use only, and may only be used in accordance with the AIA Contract Documents® Terms of Service. To report copyright violations, e-mail docinfo@aiacontracts.com.

User Notes:  
(3B9ADAA8)



| A     | B                         | C                     | D                                 |                            | E             | F                   | G                                          |                                                | H             | I             |
|-------|---------------------------|-----------------------|-----------------------------------|----------------------------|---------------|---------------------|--------------------------------------------|------------------------------------------------|---------------|---------------|
|       |                           |                       | FROM PREVIOUS APPLICATION (D + E) | WORK COMPLETED THIS PERIOD |               |                     | MATERIALS PRESENTLY STORED (NOT IN D OR E) | TOTAL COMPLETED AND STORED TO DATE (D + E + F) |               |               |
|       | Ins                       |                       |                                   |                            |               |                     |                                            |                                                |               |               |
| 7.02  | Batt Insulation           | 21,400.00             | 0.00                              | 0.00                       | 0.00          | 0.00                | 0.00                                       | 0.00%                                          | 21,400.00     | 0.00          |
| 7.03  | Roof Accessories          | 2,200.00              | 0.00                              | 0.00                       | 0.00          | 0.00                | 0.00                                       | 0.00%                                          | 2,200.00      | 0.00          |
| 8.01  | Doors, Frames & Hardware  | 94,600.00             | 0.00                              | 0.00                       | 0.00          | 0.00                | 0.00                                       | 0.00%                                          | 94,600.00     | 0.00          |
| 8.02  | Overhead Doors            | 70,800.00             | 0.00                              | 0.00                       | 0.00          | 0.00                | 0.00                                       | 0.00%                                          | 70,800.00     | 0.00          |
| 8.03  | Glass Package             | 67,700.00             | 0.00                              | 0.00                       | 0.00          | 0.00                | 0.00                                       | 0.00%                                          | 67,700.00     | 0.00          |
| 9.01  | Gypsum Assemblies         | 237,000.00            | 0.00                              | 0.00                       | 0.00          | 0.00                | 0.00                                       | 0.00%                                          | 237,000.00    | 0.00          |
| 9.02  | Flooring & Tile           | 67,400.00             | 0.00                              | 0.00                       | 0.00          | 0.00                | 0.00                                       | 0.00%                                          | 67,400.00     | 0.00          |
| 9.03  | Acoustical Ceilings       | 14,200.00             | 0.00                              | 0.00                       | 0.00          | 0.00                | 0.00                                       | 0.00%                                          | 14,200.00     | 0.00          |
| 9.04  | Painting                  | 43,800.00             | 0.00                              | 0.00                       | 0.00          | 0.00                | 0.00                                       | 0.00%                                          | 43,800.00     | 0.00          |
| 9.05  | Polished Concrete         | 25,300.00             | 0.00                              | 0.00                       | 0.00          | 0.00                | 0.00                                       | 0.00%                                          | 25,300.00     | 0.00          |
| 10.01 | Pest Control              | 1,500.00              | 0.00                              | 0.00                       | 0.00          | 0.00                | 0.00                                       | 0.00%                                          | 1,500.00      | 0.00          |
| 10.02 | Flagpoles                 | 4,300.00              | 0.00                              | 0.00                       | 0.00          | 0.00                | 0.00                                       | 0.00%                                          | 4,300.00      | 0.00          |
| 10.03 | Graphics                  | 19,400.00             | 0.00                              | 0.00                       | 0.00          | 0.00                | 0.00                                       | 0.00%                                          | 19,400.00     | 0.00          |
| 10.04 | Aluminum Canopies         | 50,300.00             | 0.00                              | 5,000.00                   | 0.00          | 0.00                | 5,000.00                                   | 9.94%                                          | 45,300.00     | 0.00          |
| 10.05 | Miscellaneous Accessories | 17,400.00             | 0.00                              | 0.00                       | 0.00          | 0.00                | 0.00                                       | 0.00%                                          | 17,400.00     | 0.00          |
| 11.01 | Appliances                | 17,000.00             | 0.00                              | 0.00                       | 0.00          | 0.00                | 0.00                                       | 0.00%                                          | 17,000.00     | 0.00          |
| 12.01 | Window Treatments         | 3,400.00              | 0.00                              | 0.00                       | 0.00          | 0.00                | 0.00                                       | 0.00%                                          | 3,400.00      | 0.00          |
| 13.01 | PEMB Design / Detail      | 5,000.00              | 5,000.00                          | 0.00                       | 0.00          | 0.00                | 5,000.00                                   | 100.00%                                        | 0.00          | 0.00          |
| 13.02 | PEMB                      | 239,300.00            | 0.00                              | 3,040.00                   | 0.00          | 0.00                | 3,040.00                                   | 1.27%                                          | 236,260.00    | 0.00          |
| 13.03 | Access Controls           | 30,800.00             | 0.00                              | 0.00                       | 0.00          | 0.00                | 0.00                                       | 0.00%                                          | 30,800.00     | 0.00          |
| 13.04 | Fire Alarm                | 23,700.00             | 0.00                              | 0.00                       | 0.00          | 0.00                | 0.00                                       | 0.00%                                          | 23,700.00     | 0.00          |
| 13.05 | Fire Sprinkler            | 45,300.00             | 0.00                              | 0.00                       | 0.00          | 0.00                | 0.00                                       | 0.00%                                          | 45,300.00     | 0.00          |
| 22.01 | Building Plumbing         | 281,500.00            | 0.00                              | 58,300.00                  | 0.00          | 0.00                | 58,300.00                                  | 20.71%                                         | 223,200.00    | 0.00          |
| 23.01 | HVAC                      | 272,300.00            | 0.00                              | 0.00                       | 0.00          | 0.00                | 0.00                                       | 0.00%                                          | 272,300.00    | 0.00          |
| 26.01 | Electrical                | 496,640.00            | 0.00                              | 43,200.00                  | 0.00          | 0.00                | 43,200.00                                  | 8.70%                                          | 453,440.00    | 0.00          |
| 26.02 | Generator                 | 101,000.00            | 0.00                              | 0.00                       | 0.00          | 0.00                | 0.00                                       | 0.00%                                          | 101,000.00    | 0.00          |
| 27.01 | Communications            | 31,804.00             | 0.00                              | 0.00                       | 0.00          | 0.00                | 0.00                                       | 0.00%                                          | 31,804.00     | 0.00          |
|       | <b>GRAND TOTAL</b>        | <b>\$6,919,000.00</b> | <b>\$101,609.00</b>               | <b>\$404,893.00</b>        | <b>\$0.00</b> | <b>\$506,502.00</b> | <b>\$6,412,498.00</b>                      | <b>7.32%</b>                                   | <b>\$0.00</b> | <b>\$0.00</b> |

AIA Document G743 – 2015. Copyright © 2015. All rights reserved. "The American Institute of Architects," "AIA," the AIA Logo, and "AIA Contract Documents" are trademarks of The American Institute of Architects. This document was produced at 12:14:30 ET on 11/05/2023 under Order No.4104259868 which expires on 02/13/2024; is not for resale, is licensed for one-time use only, and may only be used in accordance with the AIA Contract Documents® Terms of Service. To report copyright violations, e-mail docinfo@aiacontracts.com.

User Notes: (3B9ADAA8)

## Conditional Waiver & Release Upon Partial Payment


Whereas, the undersigned **Construction Masters of Houston, Inc.** has performed work or furnished materials for improvement to property known as **Harris County ESD #93 & #96, Construction Phase**, located in the city of Houston, state of Texas.

The undersigned further certifies that all labor and materials furnished by the undersigned in connection with the above-named project has been paid in full and agrees to indemnify and save harmless the said Owner, **Harris County ESD #1**, against all loss, damages, cost or expense of any character whatsoever that may arise by reason of claims for labor or unpaid material used in connection with said improvements. When the check has been properly endorsed and has been paid by the bank upon which it is drawn, this document shall become effective to release pro tanto, any mechanic's lien, stop notice or bond right the undersigned has on the job.

Signed, Sealed and Delivered This 7<sup>th</sup> Day of November, 2023

**Construction Masters of Houston, Inc.**

By: \_\_\_\_\_

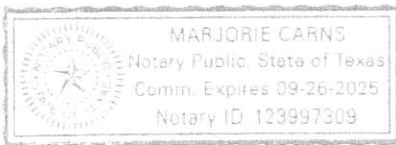


Title:        **President**

State of Texas }  
County of Brazoria }

Before me, the undersigned authority, on this day appeared **Justin Davis**, a person known to me, who upon being placed under oath, stated that he read and signed the foregoing instrument for the purposes and consideration therein stated and as the act and deed of **Construction Masters of Houston, Inc.** and further stated that each statement therein is within his knowledge and is true and correct.

Sworn and subscribed to before me on the 7<sup>th</sup> day of November, 2023.



*Marjorie Carns*  
\_\_\_\_\_  
Notary Public in and for Brazoria County, Texas  
My commission expires: 9/26/25

Harris County ESD #1  
EMS Stations 93 & 96  
Pay Application #2 Station Totals  
November 7, 2023

Station 93:

|                   |                |
|-------------------|----------------|
| Total Value       | \$3,200,000.00 |
| Invoiced to Date  | 218,400.00     |
| Percent Complete  | 6.83%          |
| Balance to Finish | \$2,981,600.00 |

Station 96:

|                   |                |
|-------------------|----------------|
| Total Value       | \$3,719,000.00 |
| Invoiced to Date  | 288,102.00     |
| Percent Complete  | 7.75%          |
| Balance to Finish | \$3,430,898.00 |





| ID | Task Name                     | Task Mode | Duration     | Start        | Finish           | Predicted Actual Start | Actual Finish | November | December | January | February | March | April | May | June | July |
|----|-------------------------------|-----------|--------------|--------------|------------------|------------------------|---------------|----------|----------|---------|----------|-------|-------|-----|------|------|
| 45 | Building Shell                | 61 days   | Wed 12/6/23  | Wed 2/28/24  | Wed 12/6/23      | NA                     | NA            |          |          |         |          |       |       |     |      |      |
| 46 | PEMB Delivery                 | 1 day     | Wed 12/6/23  | Wed 12/6/23  | 6:44 Wed 12/6/23 |                        |               |          |          |         |          |       |       |     |      |      |
| 47 | Steel erection                | 7 days    | Thu 12/7/23  | Fri 12/15/23 | 46 NA            |                        |               |          |          |         |          |       |       |     |      |      |
| 48 | Inspections                   | 0 days    | Fri 12/15/23 | Fri 12/15/23 | 47 NA            |                        |               |          |          |         |          |       |       |     |      |      |
| 49 | Metal Roof Installation       | 7 days    | Mon 12/18/23 | Tue 12/26/23 | 47 NA            |                        |               |          |          |         |          |       |       |     |      |      |
| 50 | Frame exterior walls          | 10 days   | Wed 12/27/23 | Tue 1/9/24   | 49 NA            |                        |               |          |          |         |          |       |       |     |      |      |
| 51 | Measure windows               | 1 day     | Wed 1/10/24  | Wed 1/10/24  | 50 NA            |                        |               |          |          |         |          |       |       |     |      |      |
| 52 | CMU Installation              | 10 days   | Wed 12/27/23 | Tue 1/9/24   | 49 NA            |                        |               |          |          |         |          |       |       |     |      |      |
| 53 | Wood Blocking                 | 2 days    | Wed 1/10/24  | Wed 1/10/24  | 50:52 NA         |                        |               |          |          |         |          |       |       |     |      |      |
| 54 | Exterior Sheathing            | 7 days    | Wed 1/10/24  | Thu 1/18/24  | 50 NA            |                        |               |          |          |         |          |       |       |     |      |      |
| 55 | Damp proofing                 | 1 wk      | Fri 1/19/24  | Thu 1/25/24  | 54 NA            |                        |               |          |          |         |          |       |       |     |      |      |
| 56 | Rigid Insulation              | 1 wk      | Fri 1/26/24  | Thu 2/1/24   | 55 NA            |                        |               |          |          |         |          |       |       |     |      |      |
| 57 | Masonry Ties                  | 2 days    | Fri 2/2/24   | Mon 2/5/24   | 56 NA            |                        |               |          |          |         |          |       |       |     |      |      |
| 58 | Masonry Installation          | 2 days    | Tue 2/6/24   | Wed 2/7/24   | 57 NA            |                        |               |          |          |         |          |       |       |     |      |      |
| 59 | Metal Wall & Soffit Panels    | 2 wks     | Thu 2/8/24   | Wed 2/21/24  | 58 NA            |                        |               |          |          |         |          |       |       |     |      |      |
| 60 | Exterior Doors                | 4 days    | Thu 2/22/24  | Tue 2/27/24  | 55:56 NA         |                        |               |          |          |         |          |       |       |     |      |      |
| 61 | OH Doors                      | 1 wk      | Thu 2/8/24   | Wed 2/14/24  | 56 NA            |                        |               |          |          |         |          |       |       |     |      |      |
| 62 | Storefronts & Windows         | 2 wks     | Thu 2/8/24   | Wed 2/21/24  | 51:55+ NA        |                        |               |          |          |         |          |       |       |     |      |      |
| 63 | Aluminum Canopies             | 5 days    | Thu 2/22/24  | Wed 2/28/24  | 62 NA            |                        |               |          |          |         |          |       |       |     |      |      |
| 64 | Interior Buildout             | 112 days  | Wed 12/27/23 | Thu 3/9/24   | NA               |                        |               |          |          |         |          |       |       |     |      |      |
| 65 | Sprinkler pipe                | 2 wks     | Mon 1/29/24  | Fri 2/9/24   | 49:14 NA         |                        |               |          |          |         |          |       |       |     |      |      |
| 66 | Ductwork                      | 2 wks     | Wed 12/27/23 | Tue 1/9/24   | 49 NA            |                        |               |          |          |         |          |       |       |     |      |      |
| 67 | Insulate ductwork             | 2 days    | Wed 1/10/24  | Thu 1/11/24  | 66 NA            |                        |               |          |          |         |          |       |       |     |      |      |
| 68 | Overhead electrical           | 2 wks     | Wed 12/27/23 | Tue 1/9/24   | 49 NA            |                        |               |          |          |         |          |       |       |     |      |      |
| 69 | Plumbing topout               | 2 wks     | Wed 12/27/23 | Tue 1/9/24   | 49 NA            |                        |               |          |          |         |          |       |       |     |      |      |
| 70 | Set mechanical equipment      | 3 days    | Wed 1/10/24  | Fri 1/12/24  | 69 NA            |                        |               |          |          |         |          |       |       |     |      |      |
| 71 | Frame interior walls          | 7 days    | Mon 2/12/24  | Tue 2/20/24  | 65:66 NA         |                        |               |          |          |         |          |       |       |     |      |      |
| 72 | One-side drywall              | 1 wk      | Thu 2/22/24  | Wed 2/28/24  | 71:62 NA         |                        |               |          |          |         |          |       |       |     |      |      |
| 73 | In-wall electrical            | 5 days    | Thu 2/29/24  | Wed 3/6/24   | 72 NA            |                        |               |          |          |         |          |       |       |     |      |      |
| 74 | Measure millwork              | 1 day     | Thu 2/29/24  | Thu 2/29/24  | 72 NA            |                        |               |          |          |         |          |       |       |     |      |      |
| 75 | Build electrical service      | 1 wk      | Thu 2/22/24  | Wed 2/28/24  | 59 NA            |                        |               |          |          |         |          |       |       |     |      |      |
| 76 | HVAC Startup                  | 3 days    | Thu 2/29/24  | Mon 3/4/24   | 75 NA            |                        |               |          |          |         |          |       |       |     |      |      |
| 77 | Wood Blocking                 | 2 days    | Thu 3/7/24   | Fri 3/8/24   | 73 NA            |                        |               |          |          |         |          |       |       |     |      |      |
| 78 | Insulate walls                | 1 wk      | Mon 3/11/24  | Fri 3/15/24  | 77 NA            |                        |               |          |          |         |          |       |       |     |      |      |
| 79 | Complete drywall installation | 1 wk      | Mon 3/18/24  | Fri 3/22/24  | 78 NA            |                        |               |          |          |         |          |       |       |     |      |      |
| 80 | Tape & float drywall          | 2 wks     | Mon 3/25/24  | Fri 4/5/24   | 79:60 NA         |                        |               |          |          |         |          |       |       |     |      |      |
| 81 | Prime walls                   | 3 days    | Mon 4/8/24   | Wed 4/10/24  | 80 NA            |                        |               |          |          |         |          |       |       |     |      |      |
| 82 | Install ceiling grid          | 3 days    | Thu 4/11/24  | Mon 4/15/24  | 81 NA            |                        |               |          |          |         |          |       |       |     |      |      |
| 83 | Frame drywall ceilings        | 2 days    | Thu 4/11/24  | Fri 4/12/24  | 81 NA            |                        |               |          |          |         |          |       |       |     |      |      |
| 84 | Light fixtures                | 5 days    | Tue 4/16/24  | Mon 4/22/24  | 82:83 NA         |                        |               |          |          |         |          |       |       |     |      |      |
| 85 | Sprinkler heads               | 3 days    | Tue 4/16/24  | Thu 4/18/24  | 82:83 NA         |                        |               |          |          |         |          |       |       |     |      |      |
| 86 | Flex duct and GRDs            | 1 wk      | Tue 4/16/24  | Mon 4/22/24  | 82:83 NA         |                        |               |          |          |         |          |       |       |     |      |      |
| 87 | Low voltage wire              | 1 wk      | Tue 4/16/24  | Mon 4/22/24  | 82:83 NA         |                        |               |          |          |         |          |       |       |     |      |      |
| 88 | Sheetrock ceilings            | 4 days    | Tue 4/23/24  | Fri 4/26/24  | 85:86 NA         |                        |               |          |          |         |          |       |       |     |      |      |
| 89 | prime ceilings                | 1 day     | Mon 4/29/24  | Mon 4/29/24  | 88 NA            |                        |               |          |          |         |          |       |       |     |      |      |

Task Summary

Inactive Milestone

Project Summary

Inactive Task

Summary

Task

Split

Milestone

Project Station 94

Date: Thu 11/2/23

Duration-only

Manual Summary Rollup

Manual Summary

Start-only

Finish-only

External Tasks

External Milestone

Deadline

Critical

Critical Split

Progress

Manual Progress

Page 2

| ID  | Task Name                         | Task Mode | Duration        | Start               | Finish             | Prefer-Actual Start | Actual Finish | November  | December | January | February | March | April | May | June | July |
|-----|-----------------------------------|-----------|-----------------|---------------------|--------------------|---------------------|---------------|-----------|----------|---------|----------|-------|-------|-----|------|------|
| 90  | 1st coat walls and ceilings       |           | 5 days          | Tue 4/30/24         | Mon 5/6/24         | 89                  | NA            | NA        |          |         |          |       |       |     |      |      |
| 91  | Install in-ceiling devices        |           | 3 days          | Tue 5/7/24          | Thu 5/9/24         | 90                  | NA            | NA        |          |         |          |       |       |     |      |      |
| 92  | Install fans                      |           | 2 days          | Fri 5/10/24         | Mon 5/13/24        | 91                  | NA            | NA        |          |         |          |       |       |     |      |      |
| 93  | Ceiling tiles                     |           | 3 days          | Fri 5/10/24         | Tue 5/14/24        | 91                  | NA            | NA        |          |         |          |       |       |     |      |      |
| 94  | Electrical & data devices         |           | 2 days          | Tue 5/14/24         | Wed 5/15/24        | 92                  | NA            | NA        |          |         |          |       |       |     |      |      |
| 95  | Wall & floor tile                 |           | 7 days          | Tue 4/30/24         | Wed 5/8/24         | 88,89               | NA            | NA        |          |         |          |       |       |     |      |      |
| 96  | Set millwork & counters           |           | 3 days          | Wed 5/15/24         | Fri 5/17/24        | 95,99               | NA            | NA        |          |         |          |       |       |     |      |      |
| 97  | Plumbing fixtures                 |           | 4 days          | Mon 5/20/24         | Thu 5/23/24        | 96                  | NA            | NA        |          |         |          |       |       |     |      |      |
| 98  | Toilet partitions & accessories   |           | 3 days          | Fri 5/24/24         | Tue 5/28/24        | 97                  | NA            | NA        |          |         |          |       |       |     |      |      |
| 99  | Resilient flooring                |           | 2 days          | Fri 5/10/24         | Mon 5/13/24        | 91                  | NA            | NA        |          |         |          |       |       |     |      |      |
| 100 | Carpet                            |           | 2 days          | Tue 5/14/24         | Wed 5/15/24        | 99                  | NA            | NA        |          |         |          |       |       |     |      |      |
| 101 | Final paint                       |           | 4 days          | Thu 5/16/24         | Tue 5/21/24        | 100                 | NA            | NA        |          |         |          |       |       |     |      |      |
| 102 | Electrical & data plates          |           | 2 days          | Wed 5/22/24         | Thu 5/23/24        | 101                 | NA            | NA        |          |         |          |       |       |     |      |      |
| 103 | Rubber base                       |           | 1 day           | Wed 5/22/24         | Wed 5/22/24        | 101                 | NA            | NA        |          |         |          |       |       |     |      |      |
| 104 | Swing & lock doors                |           | 5 days          | Wed 5/22/24         | Tue 5/28/24        | 101                 | NA            | NA        |          |         |          |       |       |     |      |      |
| 105 | Appliances                        |           | 2 days          | Thu 5/23/24         | Fri 5/24/24        | 103                 | NA            | NA        |          |         |          |       |       |     |      |      |
| 106 | Window coverings                  |           | 2 days          | Thu 5/23/24         | Fri 5/24/24        | 105,105             | NA            | NA        |          |         |          |       |       |     |      |      |
| 107 | Punchout & inspections            |           | 4 days          | Mon 5/27/24         | Thu 5/30/24        | 106                 | NA            | NA        |          |         |          |       |       |     |      |      |
| 108 | Set Generator                     |           | 4 days          | Thu 3/14/24         | Tue 3/19/24        | 20                  | NA            | NA        |          |         |          |       |       |     |      |      |
| 109 | <b>Sitework</b>                   |           | <b>126 days</b> | <b>Mon 12/18/23</b> | <b>Mon 6/10/24</b> | <b>NA</b>           | <b>NA</b>     | <b>NA</b> |          |         |          |       |       |     |      |      |
| 110 | Make Safe For Demolition          |           | 3 days          | Mon 12/18/23        | Wed 12/20/23       | 47                  | NA            | NA        |          |         |          |       |       |     |      |      |
| 111 | Demolition of Existing Structures |           | 5 days          | Thu 12/21/23        | Wed 12/27/23       | 110                 | NA            | NA        |          |         |          |       |       |     |      |      |
| 112 | Pavement and Foundation Demo      |           | 5 days          | Thu 12/28/23        | Wed 1/3/24         | 110,1               | NA            | NA        |          |         |          |       |       |     |      |      |
| 113 | Cut/fill paving                   |           | 4 days          | Thu 1/4/24          | Tue 1/9/24         | 112                 | NA            | NA        |          |         |          |       |       |     |      |      |
| 114 | Excavate Pond                     |           | 1 wk            | Wed 1/30/24         | Tue 1/16/24        | 113                 | NA            | NA        |          |         |          |       |       |     |      |      |
| 115 | Storm Sewer                       |           | 2 wks           | Wed 1/30/24         | Tue 1/23/24        | 113                 | NA            | NA        |          |         |          |       |       |     |      |      |
| 116 | Form and Pour Pond Walls          |           | 2 wks           | Wed 1/24/24         | Tue 2/6/24         | 114,1               | NA            | NA        |          |         |          |       |       |     |      |      |
| 117 | Light Station                     |           | 3 wks           | Tue 5/21/24         | Mon 6/10/24        | 23                  | NA            | NA        |          |         |          |       |       |     |      |      |
| 118 | Sanitary Sewer                    |           | 5 days          | Wed 1/24/24         | Tue 1/30/24        | 115                 | NA            | NA        |          |         |          |       |       |     |      |      |
| 119 | Water Service                     |           | 1 wk            | Wed 1/31/24         | Tue 2/6/24         | 118                 | NA            | NA        |          |         |          |       |       |     |      |      |
| 120 | Fire Line                         |           | 3 days          | Wed 1/24/24         | Fri 1/26/24        | 115,1               | NA            | NA        |          |         |          |       |       |     |      |      |
| 121 | Electrical service                |           | 4 days          | Wed 1/31/24         | Mon 2/5/24         | 118                 | NA            | NA        |          |         |          |       |       |     |      |      |
| 122 | Natural Gas Line                  |           | 1 day           | Wed 2/7/24          | Wed 2/7/24         | 115,1               | NA            | NA        |          |         |          |       |       |     |      |      |
| 123 | Blueprint paving                  |           | 2 days          | Mon 1/29/24         | Tue 1/30/24        | 120                 | NA            | NA        |          |         |          |       |       |     |      |      |
| 124 | Stabilize paving                  |           | 5 days          | Wed 1/31/24         | Tue 2/6/24         | 123                 | NA            | NA        |          |         |          |       |       |     |      |      |
| 125 | Paving forms & steel              |           | 4 days          | Wed 2/7/24          | Mon 2/12/24        | 124,4               | NA            | NA        |          |         |          |       |       |     |      |      |
| 126 | Place paving                      |           | 1 day           | Tue 2/13/24         | Tue 2/13/24        | 125                 | NA            | NA        |          |         |          |       |       |     |      |      |
| 127 | Sawcut Control Joints             |           | 1 day           | Tue 2/13/24         | Tue 2/13/24        | 126,5               | NA            | NA        |          |         |          |       |       |     |      |      |
| 128 | Rain Days                         |           | 8 days          | Wed 2/14/24         | Fri 2/23/24        | 127,4               | NA            | NA        |          |         |          |       |       |     |      |      |
| 129 | Substantial Completion            |           | 0 days          | Thu 5/30/24         | Thu 5/30/24        | 107                 | NA            | NA        |          |         |          |       |       |     |      |      |
| 130 | Punchout                          |           | 5 days          | Fri 5/31/24         | Thu 6/6/24         | 129                 | NA            | NA        |          |         |          |       |       |     |      |      |
| 131 | Building turn-over                |           | 0 days          | Thu 6/6/24          | Thu 6/6/24         | 130                 | NA            | NA        |          |         |          |       |       |     |      |      |

Project: Station 94  
Date: Thu 11/2/23

Task Summary: Summary, Project Summary, Inactive Task

Task Split Milestone

Duration-only Manual Summary Rollup Manual Summary

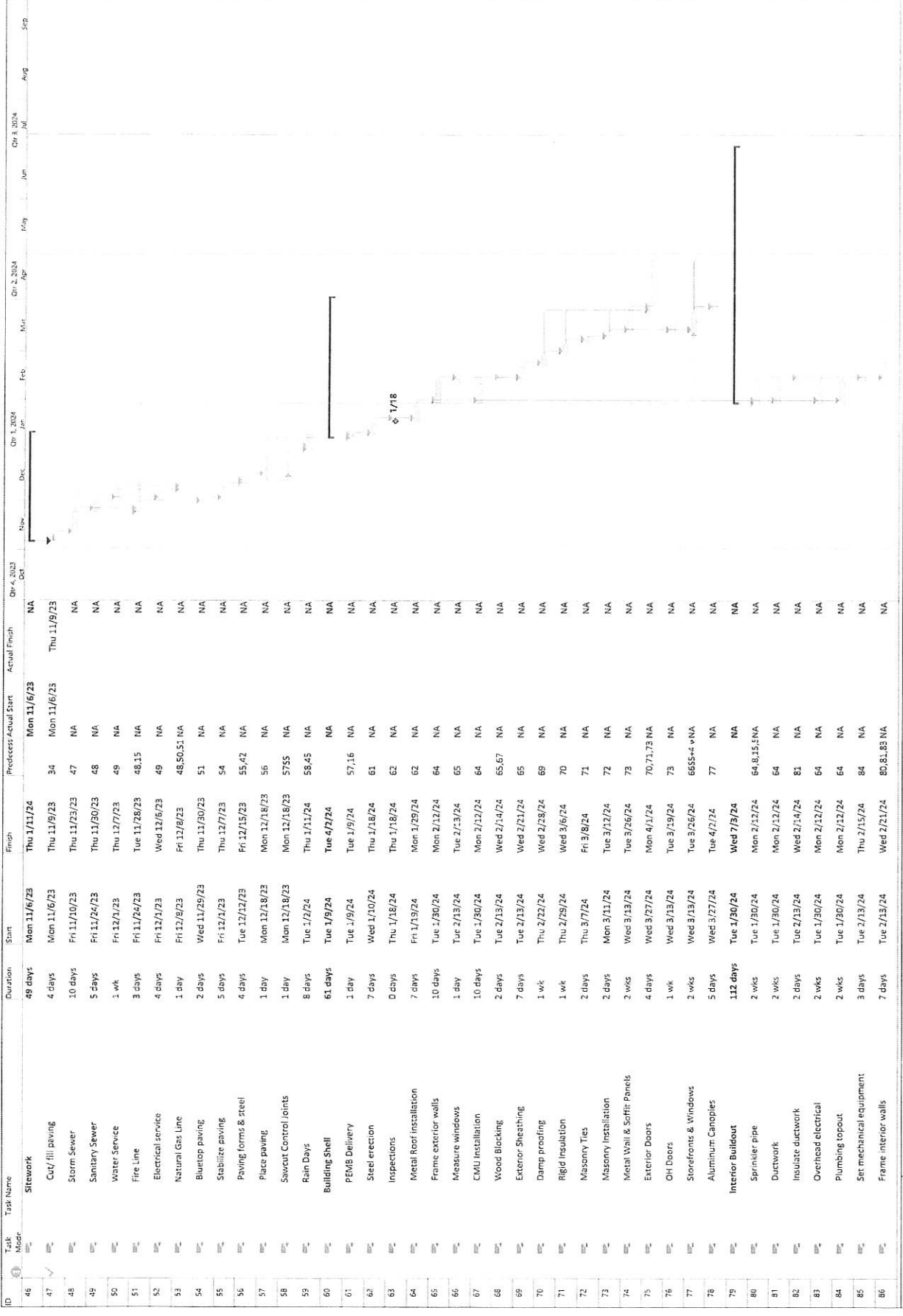
Start-only Finish-only External Task

External Milestone Occurrence Critical

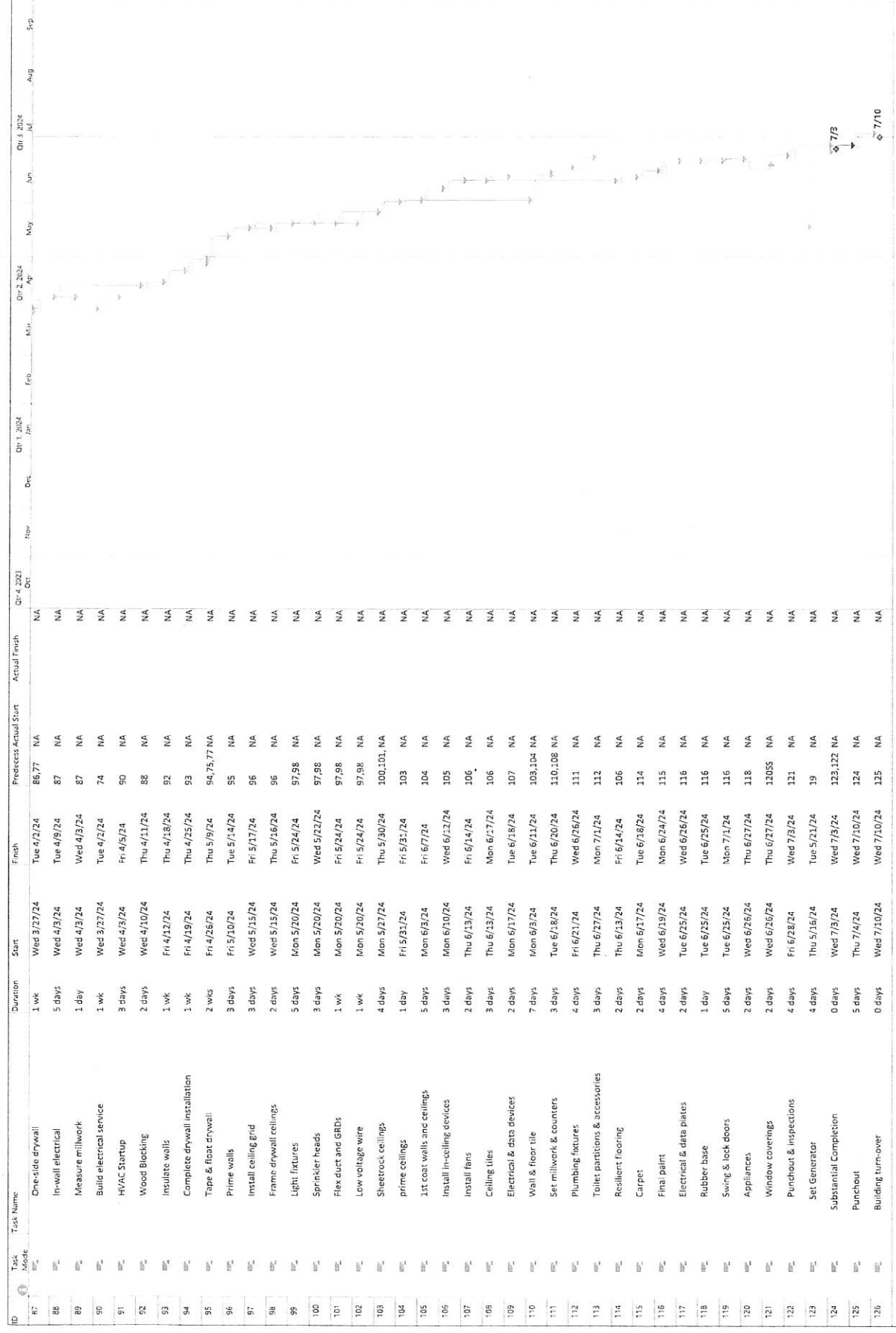
Critical Split Progress Manual Progress

Page 3

| ID | Task Name                         | Task Code | Start        | Finish       | Predecessor/Actual Start | Actual Finish | Duration | Finish       | Distances | Start | Actual | External Milestone | Internal Milestone | External Progress | Internal Progress |
|----|-----------------------------------|-----------|--------------|--------------|--------------------------|---------------|----------|--------------|-----------|-------|--------|--------------------|--------------------|-------------------|-------------------|
| 1  | Release Subcontractors            | 254 days  | Fri 7/21/23  | Wed 7/10/24  | Fri 7/21/23              | NA            | 254 days | NA           |           |       |        |                    |                    |                   |                   |
| 2  | Receipt of HC Engineering Permit  | 1 day     | Fri 7/21/23  | Fri 7/21/23  | Fri 7/21/23              | Fri 7/21/23   | 1 day    | Fri 7/21/23  |           |       |        |                    |                    |                   |                   |
| 3  | Owner Move Out                    | 1 day     | Mon 9/11/23  | Mon 9/11/23  | Mon 9/11/23              | Mon 9/11/23   | 1 day    | Mon 9/11/23  |           |       |        |                    |                    |                   |                   |
| 4  | Utility Disconnect                | 3 wks     | Mon 9/11/23  | Sun 10/1/23  | Mon 9/11/23              | Sun 10/1/23   | 3 wks    | Sun 10/1/23  |           |       |        |                    |                    |                   |                   |
| 5  | Submit Review                     | 1.8 wks   | Mon 10/2/23  | Thu 10/12/23 | Mon 10/2/23              | Thu 10/12/23  | 1.8 wks  | Thu 10/12/23 |           |       |        |                    |                    |                   |                   |
| 6  | PEMB                              | 59 days   | Wed 8/9/23   | Mon 10/30/23 | Wed 8/9/23               | Mon 10/30/23  | 59 days  | Mon 10/30/23 |           |       |        |                    |                    |                   |                   |
| 7  | Fire Sprinkler Permit Drawings    | 4.4 wks   | Wed 8/9/23   | Thu 9/7/23   | Wed 8/9/23               | Thu 9/7/23    | 4.4 wks  | Thu 9/7/23   |           |       |        |                    |                    |                   |                   |
| 8  | Fire Alarm Permit Drawings        | 2 wks     | Tue 9/12/23  | Mon 9/25/23  | Tue 9/12/23              | Mon 9/25/23   | 2 wks    | Mon 9/25/23  |           |       |        |                    |                    |                   |                   |
| 9  | Fire Alarm Permit Drawings        | 3 wks     | Tue 9/12/23  | Mon 10/2/23  | Tue 9/12/23              | Mon 10/2/23   | 3 wks    | Mon 10/2/23  |           |       |        |                    |                    |                   |                   |
| 10 | Storefronts                       | 3 wks     | Tue 10/10/23 | Mon 10/30/23 | Tue 10/10/23             | Mon 10/30/23  | 3 wks    | Mon 10/30/23 |           |       |        |                    |                    |                   |                   |
| 11 | Gas Fired Generator               | 0 wks     | Wed 8/16/23  | Wed 8/16/23  | Wed 8/16/23              | Wed 8/16/23   | 0 wks    | Wed 8/16/23  |           |       |        |                    |                    |                   |                   |
| 12 | Electrical Switch Gear            | 3.4 wks   | Wed 10/4/23  | Thu 10/26/23 | Wed 10/4/23              | Thu 10/26/23  | 3.4 wks  | Thu 10/26/23 |           |       |        |                    |                    |                   |                   |
| 13 | HVAC Equipment                    | 4.8 wks   | Tue 9/12/23  | Fri 10/13/23 | Tue 9/12/23              | Fri 10/13/23  | 4.8 wks  | Fri 10/13/23 |           |       |        |                    |                    |                   |                   |
| 14 | Lead Times                        | 196 days  | Wed 8/16/23  | Wed 5/15/24  | Wed 8/16/23              | Wed 5/15/24   | 196 days | Wed 5/15/24  |           |       |        |                    |                    |                   |                   |
| 15 | Fire Sprinkler Permit             | 6 wks     | Tue 9/26/23  | Mon 11/16/23 | Tue 9/26/23              | Mon 11/16/23  | 6 wks    | Mon 11/16/23 |           |       |        |                    |                    |                   |                   |
| 16 | PEMB                              | 14.4 wks  | Fri 9/29/23  | Mon 1/8/24   | Fri 9/29/23              | Mon 1/8/24    | 14.4 wks | Mon 1/8/24   |           |       |        |                    |                    |                   |                   |
| 17 | Fire Alarm Permit                 | 6 wks     | Tue 10/3/23  | Mon 11/13/23 | Tue 10/3/23              | Mon 11/13/23  | 6 wks    | Mon 11/13/23 |           |       |        |                    |                    |                   |                   |
| 18 | Storefronts                       | 12 wks    | Tue 10/3/23  | Mon 1/22/24  | Tue 10/3/23              | Mon 1/22/24   | 12 wks   | Mon 1/22/24  |           |       |        |                    |                    |                   |                   |
| 19 | Gas Fired Generator               | 39 wks    | Wed 8/16/23  | Wed 5/15/24  | Wed 8/16/23              | Wed 5/15/24   | 39 wks   | Wed 5/15/24  |           |       |        |                    |                    |                   |                   |
| 20 | Electrical Switch Gear            | 14 wks    | Fri 10/27/23 | Thu 2/1/24   | Fri 10/27/23             | Thu 2/1/24    | 14 wks   | Thu 2/1/24   |           |       |        |                    |                    |                   |                   |
| 21 | HVAC Equipment                    | 18 wks    | Fri 10/13/23 | Fri 2/16/24  | Fri 10/13/23             | Fri 2/16/24   | 18 wks   | Fri 2/16/24  |           |       |        |                    |                    |                   |                   |
| 22 | Construction                      | 14 days   | Tue 9/26/23  | Fri 10/13/23 | Tue 9/26/23              | Fri 10/13/23  | 14 days  | Fri 10/13/23 |           |       |        |                    |                    |                   |                   |
| 23 | Building Foundation               | 194 days  | Fri 10/13/23 | Wed 7/10/24  | Fri 10/13/23             | Wed 7/10/24   | 194 days | Wed 7/10/24  |           |       |        |                    |                    |                   |                   |
| 24 | Make Safe For Demolition          | 1 day     | Fri 10/13/23 | Fri 10/13/23 | Fri 10/13/23             | Fri 10/13/23  | 1 day    | Fri 10/13/23 |           |       |        |                    |                    |                   |                   |
| 25 | Demolition of Existing Structures | 4 days    | Mon 10/16/23 | Thu 10/19/23 | Mon 10/16/23             | Thu 10/19/23  | 4 days   | Thu 10/19/23 |           |       |        |                    |                    |                   |                   |
| 26 | Pavement and Foundation Demo      | 5 days    | Fri 10/20/23 | Thu 10/26/23 | Fri 10/20/23             | Thu 10/26/23  | 5 days   | Thu 10/26/23 |           |       |        |                    |                    |                   |                   |
| 27 | Survey pad site                   | 1 day     | Fri 10/27/23 | Fri 10/27/23 | Fri 10/27/23             | Fri 10/27/23  | 1 day    | Fri 10/27/23 |           |       |        |                    |                    |                   |                   |
| 28 | Excavate pad site                 | 1 day     | Wed 10/18/23 | Mon 10/30/23 | Wed 10/18/23             | Mon 10/30/23  | 1 day    | Mon 10/30/23 |           |       |        |                    |                    |                   |                   |
| 29 | Import select fill                | 4 days    | Thu 10/19/23 | Fri 11/9/23  | Thu 10/19/23             | Fri 11/9/23   | 4 days   | Fri 11/9/23  |           |       |        |                    |                    |                   |                   |
| 30 | Drill Piers                       | 0 days    | Mon 10/23/23 | Fri 11/3/23  | Mon 10/23/23             | Fri 11/3/23   | 0 days   | Fri 11/3/23  |           |       |        |                    |                    |                   |                   |
| 31 | Under slab plumbing               | 7 days    | Fri 11/3/23  | Tue 11/14/23 | Fri 11/3/23              | Tue 11/14/23  | 7 days   | Tue 11/14/23 |           |       |        |                    |                    |                   |                   |
| 32 | Under slab electrical             | 5 days    | Fri 11/3/23  | Fri 11/10/23 | Fri 11/3/23              | Fri 11/10/23  | 5 days   | Fri 11/10/23 |           |       |        |                    |                    |                   |                   |
| 33 | Set Form Beards                   | 3 days    | Wed 11/15/23 | Fri 11/17/23 | Wed 11/15/23             | Fri 11/17/23  | 3 days   | Fri 11/17/23 |           |       |        |                    |                    |                   |                   |
| 34 | Excavate grade beams              | 1 wk      | Mon 11/20/23 | Fri 11/24/23 | Mon 11/20/23             | Fri 11/24/23  | 1 wk     | Fri 11/24/23 |           |       |        |                    |                    |                   |                   |
| 35 | Install vapor barrier & steel     | 1 wk      | Mon 11/27/23 | Fri 12/1/23  | Mon 11/27/23             | Fri 12/1/23   | 1 wk     | Fri 12/1/23  |           |       |        |                    |                    |                   |                   |
| 36 | Foundation makeup                 | 1 wk      | Mon 12/4/23  | Fri 12/8/23  | Mon 12/4/23              | Fri 12/8/23   | 1 wk     | Fri 12/8/23  |           |       |        |                    |                    |                   |                   |
| 37 | Set Anchor Bolts                  | 1 day     | Mon 12/4/23  | Mon 12/4/23  | Mon 12/4/23              | Mon 12/4/23   | 1 day    | Mon 12/4/23  |           |       |        |                    |                    |                   |                   |
| 38 | Pour foundation                   | 1 day     | Mon 12/11/23 | Mon 12/11/23 | Mon 12/11/23             | Mon 12/11/23  | 1 day    | Mon 12/11/23 |           |       |        |                    |                    |                   |                   |
| 39 | Cut control joints                | 1 day     | Mon 12/11/23 | Mon 12/11/23 | Mon 12/11/23             | Mon 12/11/23  | 1 day    | Mon 12/11/23 |           |       |        |                    |                    |                   |                   |
| 40 | Cure foundation                   | 7 days    | Tue 12/12/23 | Wed 12/20/23 | Tue 12/12/23             | Wed 12/20/23  | 7 days   | Wed 12/20/23 |           |       |        |                    |                    |                   |                   |
| 41 | Rain Days                         | 8 days    | Thu 12/21/23 | Mon 1/1/24   | Thu 12/21/23             | Mon 1/1/24    | 8 days   | Mon 1/1/24   |           |       |        |                    |                    |                   |                   |



| ID | Task Name                  | Task Mode | Duration | Start        | Finish       | Predecessor Actual Start | Actual Finish | NA | Q4 '23 | Q1 '24 | Q2 '24 | Q3 '24 | Q4 '24 | Q1 '25 | Q2 '25 | Q3 '25 | Q4 '25 | Q1 '26 |
|----|----------------------------|-----------|----------|--------------|--------------|--------------------------|---------------|----|--------|--------|--------|--------|--------|--------|--------|--------|--------|--------|
| 46 | Sitework                   | Modr      | 49 days  | Mon 11/16/23 | Thu 1/11/24  | Mon 11/16/23             | Thu 11/9/23   |    |        |        |        |        |        |        |        |        |        |        |
| 47 | Cut/fill paving            | Modr      | 4 days   | Mon 11/16/23 | Thu 11/16/23 | Mon 11/16/23             | Thu 11/16/23  |    |        |        |        |        |        |        |        |        |        |        |
| 48 | Storm Sewer                | Modr      | 10 days  | Fri 11/20/23 | Thu 11/23/23 | Mon 11/16/23             | Thu 11/16/23  |    |        |        |        |        |        |        |        |        |        |        |
| 49 | Sanitary Sewer             | Modr      | 5 days   | Fri 11/24/23 | Thu 11/30/23 | Mon 11/16/23             | Thu 11/16/23  |    |        |        |        |        |        |        |        |        |        |        |
| 50 | Water Service              | Modr      | 1 wk     | Fri 12/1/23  | Thu 12/7/23  | Mon 11/16/23             | Thu 11/16/23  |    |        |        |        |        |        |        |        |        |        |        |
| 51 | Fire Line                  | Modr      | 3 days   | Fri 11/24/23 | Tue 11/28/23 | Mon 11/16/23             | Thu 11/16/23  |    |        |        |        |        |        |        |        |        |        |        |
| 52 | Electrical Service         | Modr      | 4 days   | Fri 12/1/23  | Wed 12/16/23 | Mon 11/16/23             | Thu 11/16/23  |    |        |        |        |        |        |        |        |        |        |        |
| 53 | Natural Gas Line           | Modr      | 1 day    | Fri 12/8/23  | Fri 12/8/23  | Mon 11/16/23             | Thu 11/16/23  |    |        |        |        |        |        |        |        |        |        |        |
| 54 | Blueprint paving           | Modr      | 2 days   | Wed 11/29/23 | Thu 11/30/23 | Mon 11/16/23             | Thu 11/16/23  |    |        |        |        |        |        |        |        |        |        |        |
| 55 | Stabilize paving           | Modr      | 5 days   | Fri 12/1/23  | Thu 12/7/23  | Mon 11/16/23             | Thu 11/16/23  |    |        |        |        |        |        |        |        |        |        |        |
| 56 | Paving forms & steel       | Modr      | 4 days   | Tue 12/12/23 | Fri 12/15/23 | Mon 11/16/23             | Thu 11/16/23  |    |        |        |        |        |        |        |        |        |        |        |
| 57 | Place paving               | Modr      | 1 day    | Mon 12/18/23 | Mon 12/18/23 | Mon 11/16/23             | Thu 11/16/23  |    |        |        |        |        |        |        |        |        |        |        |
| 58 | Sawcut Control Joints      | Modr      | 1 day    | Mon 12/18/23 | Mon 12/18/23 | Mon 11/16/23             | Thu 11/16/23  |    |        |        |        |        |        |        |        |        |        |        |
| 59 | Rain Days                  | Modr      | 8 days   | Tue 1/2/24   | Thu 1/11/24  | Mon 11/16/23             | Thu 11/16/23  |    |        |        |        |        |        |        |        |        |        |        |
| 60 | Building Shell             | Modr      | 61 days  | Tue 1/9/24   | Tue 4/2/24   | Mon 11/16/23             | Thu 11/16/23  |    |        |        |        |        |        |        |        |        |        |        |
| 61 | PEMB Delivery              | Modr      | 1 day    | Tue 1/9/24   | Tue 1/9/24   | Mon 11/16/23             | Thu 11/16/23  |    |        |        |        |        |        |        |        |        |        |        |
| 62 | Steel erection             | Modr      | 7 days   | Wed 1/10/24  | Thu 1/18/24  | Mon 11/16/23             | Thu 11/16/23  |    |        |        |        |        |        |        |        |        |        |        |
| 63 | Inspections                | Modr      | 0 days   | Thu 1/18/24  | Thu 1/18/24  | Mon 11/16/23             | Thu 11/16/23  |    |        |        |        |        |        |        |        |        |        |        |
| 64 | Metal Roof installation    | Modr      | 7 days   | Fri 1/19/24  | Mon 1/29/24  | Mon 11/16/23             | Thu 11/16/23  |    |        |        |        |        |        |        |        |        |        |        |
| 65 | Frame exterior walls       | Modr      | 10 days  | Tue 1/30/24  | Mon 2/12/24  | Mon 11/16/23             | Thu 11/16/23  |    |        |        |        |        |        |        |        |        |        |        |
| 66 | Measure windows            | Modr      | 1 day    | Tue 2/13/24  | Tue 2/13/24  | Mon 11/16/23             | Thu 11/16/23  |    |        |        |        |        |        |        |        |        |        |        |
| 67 | CMU Installation           | Modr      | 10 days  | Tue 1/30/24  | Mon 2/12/24  | Mon 11/16/23             | Thu 11/16/23  |    |        |        |        |        |        |        |        |        |        |        |
| 68 | Wood Blocking              | Modr      | 2 days   | Tue 2/13/24  | Wed 2/14/24  | Mon 11/16/23             | Thu 11/16/23  |    |        |        |        |        |        |        |        |        |        |        |
| 69 | Exterior Sheathing         | Modr      | 7 days   | Tue 2/13/24  | Wed 2/21/24  | Mon 11/16/23             | Thu 11/16/23  |    |        |        |        |        |        |        |        |        |        |        |
| 70 | Damp proofing              | Modr      | 1 wk     | Thu 2/22/24  | Wed 2/28/24  | Mon 11/16/23             | Thu 11/16/23  |    |        |        |        |        |        |        |        |        |        |        |
| 71 | Rigid Insulation           | Modr      | 1 wk     | Thu 2/29/24  | Wed 3/6/24   | Mon 11/16/23             | Thu 11/16/23  |    |        |        |        |        |        |        |        |        |        |        |
| 72 | Masonry Ties               | Modr      | 2 days   | Fri 3/7/24   | Fri 3/8/24   | Mon 11/16/23             | Thu 11/16/23  |    |        |        |        |        |        |        |        |        |        |        |
| 73 | Masonry Installation       | Modr      | 2 days   | Mon 3/11/24  | Tue 3/12/24  | Mon 11/16/23             | Thu 11/16/23  |    |        |        |        |        |        |        |        |        |        |        |
| 74 | Metal Wall & Soffit Panels | Modr      | 2 wks    | Wed 3/13/24  | Tue 3/26/24  | Mon 11/16/23             | Thu 11/16/23  |    |        |        |        |        |        |        |        |        |        |        |
| 75 | Exterior Doors             | Modr      | 4 days   | Wed 3/27/24  | Mon 4/1/24   | Mon 11/16/23             | Thu 11/16/23  |    |        |        |        |        |        |        |        |        |        |        |
| 76 | OH Doors                   | Modr      | 1 wk     | Wed 3/13/24  | Tue 3/19/24  | Mon 11/16/23             | Thu 11/16/23  |    |        |        |        |        |        |        |        |        |        |        |
| 77 | Storefronts & Windows      | Modr      | 2 wks    | Wed 3/13/24  | Tue 3/26/24  | Mon 11/16/23             | Thu 11/16/23  |    |        |        |        |        |        |        |        |        |        |        |
| 78 | Aluminum Canopies          | Modr      | 5 days   | Wed 3/27/24  | Tue 4/2/24   | Mon 11/16/23             | Thu 11/16/23  |    |        |        |        |        |        |        |        |        |        |        |
| 79 | Interior Buildout          | Modr      | 112 days | Tue 1/30/24  | Wed 7/3/24   | Mon 11/16/23             | Thu 11/16/23  |    |        |        |        |        |        |        |        |        |        |        |
| 80 | Sprinkler pipe             | Modr      | 2 wks    | Tue 1/30/24  | Mon 2/12/24  | Mon 11/16/23             | Thu 11/16/23  |    |        |        |        |        |        |        |        |        |        |        |
| 81 | Ductwork                   | Modr      | 2 wks    | Tue 1/30/24  | Mon 2/12/24  | Mon 11/16/23             | Thu 11/16/23  |    |        |        |        |        |        |        |        |        |        |        |
| 82 | Insulate ductwork          | Modr      | 2 days   | Tue 2/13/24  | Wed 2/14/24  | Mon 11/16/23             | Thu 11/16/23  |    |        |        |        |        |        |        |        |        |        |        |
| 83 | Overhead electrical        | Modr      | 2 wks    | Tue 1/30/24  | Mon 2/12/24  | Mon 11/16/23             | Thu 11/16/23  |    |        |        |        |        |        |        |        |        |        |        |
| 84 | Plumbing layout            | Modr      | 2 wks    | Tue 1/30/24  | Mon 2/12/24  | Mon 11/16/23             | Thu 11/16/23  |    |        |        |        |        |        |        |        |        |        |        |
| 85 | Set mechanical equipment   | Modr      | 3 days   | Tue 2/13/24  | Thu 2/15/24  | Mon 11/16/23             | Thu 11/16/23  |    |        |        |        |        |        |        |        |        |        |        |
| 86 | Frame interior walls       | Modr      | 7 days   | Tue 2/13/24  | Wed 2/21/24  | Mon 11/16/23             | Thu 11/16/23  |    |        |        |        |        |        |        |        |        |        |        |



Project Station 94  
Date Thu 11/2/23

Task: Milestone

Summary: Project Summary, Inactive Task

Inactive Milestone: Inactive Summary, Manual Task

Duration only: Manual Summary, Manual Summary

Share only: Share only, Inactive Task

External Milestone: External Milestone, Critical

Critical SPI: Progress, Manual Progress

Page 3

## Weather Delay Calendar

### Harris County EMS Stations 93 & 96

Construction Masters of Houston

3908 3<sup>rd</sup> Street, Pearland, Texas 77581

Office Phone: (281) 997-2640

Justin Davis – President

Dennis Busby – Project Manager

Manny Zuniga – Superintendent of 96

James Jordan – Superintendent of 93

| Sunday | Monday              | Tuesday            | Wednesday           | Thursday           | Friday                               | Saturday |
|--------|---------------------|--------------------|---------------------|--------------------|--------------------------------------|----------|
| 1      | 2                   | 3<br>96 – Rain Day | 4<br>96 – Rain Day  | 5<br>96 – Rain Day | 6<br>96 – Rain Day                   | 7        |
| 8      | 9                   | 10                 | 11<br>96 – Rain Day | 12                 | 13                                   | 14       |
| 15     | 16                  | 17                 | 18                  | 19                 | 20                                   | 21       |
| 22     | 23                  | 24                 | 25                  | 26                 | 27<br>93 – Rain Day<br>96 – Rain Day | 28       |
| 29     | 30<br>93 – Rain Day | 31                 |                     |                    |                                      |          |

Total Number of Rain Days for 93 in October: 2  
 Total Number of Rain Days for 96 in October: 6  
 Total Number of Accumulated Rain days for 93: 2  
 Total Number of Accumulated Rain days for 96: 6



# AIA® Document G742™ - 2015

## Application and Certificate for Payment for a Design-Build Project

**TO OWNER:** Harris Co. ESD #1  
2800 Aldine Bender Rd.  
Houston, TX 77032

**PROJECT:** Harris Co. ESD #93 & #96  
#93: 7710 Fallbrook, Houston, TX  
77086 & #96: 2947 Washington Ave.,  
Houston, TX 77007

**APPLICATION NO:** 010  
**PERIOD TO:** October 31, 2023

**CONTRACT FOR:** General Construction

**CONTRACT DATE:** /  
**PROJECT NOS:** / 6922

**Distribution to:**  
OWNER:  ARCHITECT:   
DESIGN-BUILDER:  FIELD:   
OTHER:

**FROM DESIGN-BUILDER**  
Construction Masters of Houston  
P. O. Box 1587  
Pearland, TX 77588

### DESIGN-BUILDER'S APPLICATION FOR PAYMENT

Application is made for payment, as shown below, in connection with the Contract, AIA Document G743™. Continuation Sheet for a Design-Build Project, is attached.

- 1. ORIGINAL CONTRACT SUM ..... \$302,500.00
- 2. NET CHANGE BY CHANGE ORDERS ..... \$127,500.00
- 3. CONTRACT SUM TO DATE (Line 1 + 2) ..... \$430,000.00
- 4. TOTAL COMPLETED & STORED TO DATE (Column G on G743) ..... \$313,250.00

- 5. RETAINAGE:
  - a. 0 % of Completed Work (Column D + E on G743) ..... \$0.00
  - b. 0 % of Stored Material (Column F on G743) ..... \$0.00

- Total Retainage (Lines 5a + 5b or Total in Column I of G743) ..... \$0.00
- 6. TOTAL EARNED LESS RETAINAGE ..... \$313,250.00  
(Line 4 Less Line 5 Total)
- 7. LESS PREVIOUS CERTIFICATES FOR PAYMENT ..... \$297,500.00  
(Line 6 from prior Certificate)


- 8. CURRENT PAYMENT DUE ..... \$15,750.00
- 9. BALANCE TO FINISH, INCLUDING RETAINAGE ..... \$116,750.00  
(Line 3 less Line 6)

| CHANGE ORDER SUMMARY                               | ADDITIONS           | DEDUCTIONS    |
|----------------------------------------------------|---------------------|---------------|
| Total changes approved in previous months by Owner | \$127,500.00        | \$0.00        |
| Total approved this Month                          | \$0.00              | \$0.00        |
| <b>TOTALS</b>                                      | <b>\$127,500.00</b> | <b>\$0.00</b> |
| NET CHANGES by Change Order                        |                     | \$127,500.00  |

The undersigned Design-Builder certifies that to the best of the Design-Builder's knowledge, information and belief the Work covered by this Application for Payment has been completed in accordance with the Design-Build Documents, that all amounts have been paid by the Design-Builder for Work for which previous Certificates for Payment were issued and payments received from the Owner, and that current payment shown herein is now due.

**DESIGN-BUILDER:**   
By: \_\_\_\_\_ Date: November 07, 2023  
State of: Texas

County of: Brazoria  
Subscribed and sworn to before me this 7th day of November, 2023.  
Notary Public: Marjorie Carns  
My Commission expires: September 26, 2025



### CERTIFICATE FOR PAYMENT

In accordance with the Design-Build Documents, based on the Owner's review of the Work and the data comprising this application, the Owner determines the following amount is properly due and owing to the Design-Builder.

**AMOUNT DUE** ..... \$15,750.00  
*(Attach explanation if amount certified differs from the amount applied. Initial all figures on this Application and on the Continuation Sheet that are changed to conform with the amount certified.)*

**OWNER:** \_\_\_\_\_  
By: \_\_\_\_\_ Date: \_\_\_\_\_

This Certificate is not negotiable. The AMOUNT CERTIFIED is payable only to the Design-Builder named herein. Issuance, payment and acceptance of payment are without prejudice to any rights of the Owner or Design-Builder under this Contract.

AIA Document G742 - 2015. Copyright © 2015. All rights reserved. "The American Institute of Architects," "AIA," the AIA Logo, and "AIA Contract Documents" are trademarks of The American Institute of Architects. This document was produced at 10:27:21 ET on 11/06/2023 under Order No. 4104238866 which expires on 02/13/2024, is not for resale, is licensed for one-time use only, and may only be used in accordance with the AIA Contract Documents® Terms of Service. To report copyright violations, e-mail docinfo@aiaccontracts.com.



## Conditional Waiver & Release Upon Partial Payment

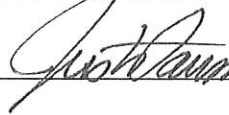
Whereas, the undersigned **Construction Masters of Houston, Inc.** has performed work or furnished materials for improvement to property known as **Harris County ESD #93 & #96**, located in the city of Houston, state of Texas.

The undersigned further certifies that all labor and materials furnished by the undersigned in connection with the above-named project has been paid in full and agrees to indemnify and save harmless the said Owner, **Harris County ESD #1**, against all loss, damages, cost or expense of any character whatsoever that may arise by reason of claims for labor or unpaid material used in connection with said improvements. When the check has been properly endorsed and has been paid by the bank upon which it is drawn, this document shall become effective to release pro tanto, any mechanic's lien, stop notice or bond right the undersigned has on the job.

Signed, Sealed and Delivered This 7<sup>th</sup> Day of November, 2023

**Construction Masters of Houston, Inc.**

By: \_\_\_\_\_

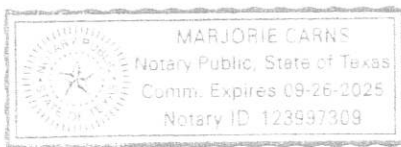


Title: **President**

State of Texas }  
County of Brazoria }

Before me, the undersigned authority, on this day appeared **Justin Davis**, a person known to me, who upon being placed under oath, stated that he read and signed the foregoing instrument for the purposes and consideration therein stated and as the act and deed of **Construction Masters of Houston, Inc.** and further stated that each statement therein is within his knowledge and is true and correct.

Sworn and subscribed to before me on the 7<sup>th</sup> day of November, 2023.



Marjorie Carns  
Notary Public in and for Brazoria County, Texas  
My commission expires: 9/26/25

# Invoice



Page 1/1  
 Invoice 02887  
 Date 10/31/2023

**Harris County Emergency Corps**  
 2800 Aldine Bender Road  
 Houston TX 77032

**Bill To:** Harris County ESD#1  
 2800 Aldine Bender Rd  
 Houston Texas 77032

**Ship To:** Harris County ESD#1  
 2800 Aldine Bender Rd  
 Houston Texas 77032

| Customer ID |                  | Shipping Method                          | Payment Terms  | Req Ship Date  | Master No.     |
|-------------|------------------|------------------------------------------|----------------|----------------|----------------|
| H0001       |                  |                                          | Due on Receipt | 10/30/2023     | 2,843          |
| Ordered     | Item Number      | Description                              | Discount       | Unit Price     | Ext. Price     |
| 1.00        | 911 SERVICES     | 2008 Responses x 984.21- IMX Collections | \$0.00         | \$1,455,865.00 | \$1,455,865.00 |
| 1.00        | LEASE PAYMENTS   | Lease payments to ESD1 Bldg/Eq           | \$0.00         | -\$45,553.00   | -\$45,553.00   |
| 1.00        | LEASE AMBULANCES | Lease Payments ESD1 ambulances           | \$0.00         | -\$7,000.00    | -\$7,000.00    |

Thank you for your business!

|                 |                       |
|-----------------|-----------------------|
| <b>Subtotal</b> | \$1,403,312.00        |
| Misc            | \$0.00                |
| Tax             | \$0.00                |
| Freight         | \$0.00                |
| Trade Discount  | \$0.00                |
| <b>Total</b>    | <b>\$1,403,312.00</b> |



# INVOICE

**OAK Interactive, LLC**

1819 Blue Water Bay Dr., Katy, TX 77494,

UNITED STATES

info@oakinteractive.com; Website:

www.oakinteractive.com

**Invoice No#:** 13753

**Invoice Date:** Oct 31, 2023

**Reference:** Creative Services

**Due Date:** Nov 30, 2023

**\$450.00**

**AMOUNT DUE**

## BILL TO

HCESD-1.org

Melissa Morton

2800 Aldine Bender Rd., Houston, TX

77032, UNITED STATES

| # | ITEMS & DESCRIPTION | QTY/HRS      | PRICE    | AMOUNT(\$)          |
|---|---------------------|--------------|----------|---------------------|
| 1 | Website Maintenance | 1            | \$450.00 | \$450.00            |
|   |                     | Subtotal     |          | \$450.00            |
|   |                     | <b>TOTAL</b> |          | <b>\$450.00 USD</b> |

## NOTES TO CUSTOMER

October, 2023 - Kindly Remit to: OAK Interactive, LLC

1819 Blue Water Bay Dr., Katy, TX 77494

Thank YOU For Your Business!

## TERMS AND CONDITIONS

Net 30 - Interest accrued at 2% per month, thereafter. Make checks payable to: OAK Interactive, LLC or pay via Credit Card with a 4% processing fee. Sales Tax applied to:

- Website Maintenance
- Website Design & Development
- Hard Cost for production items



## **NOTICE:**

If wiring your payment, please remit to:

TIB The Independent BankersBank N.A.  
Routing Number: 111 010 170 Account  
Number: **2000735**  
Attn: **Loan Operations**



NOTICE OF LOAN PAYMENT DUE

Account 91037 Current Balance 5,448,272.28  
 Due Date 11/19/23 Escrow Balance 0.00

| Principal  | Interest   | Charges | Total      | Current Due |
|------------|------------|---------|------------|-------------|
| 561,934.68 | 100,793.03 | 0.00    | 662,727.71 | Past Due    |
| 0.00       | 0.00       | 0.00    | 0.00       | Total Due   |
| 561,934.68 | 100,793.03 | 0.00    | 662,727.71 |             |

The November 19, 2023 payment on the above loan is coming due. As a reminder a late charge may be assessed if not paid within the allowable grace period disclosed in your loan agreement.

HARRIS COUNTY ESD NO 1  
 2800 ALDINE BENDER ROAD  
 ATTN: CATHY SUNDAY, BOARD PRESIDENT  
 HOUSTON TX 77032





# Invoice

|            |           |
|------------|-----------|
| Date       | Invoice # |
| 10/31/2023 | 2499      |

|                                                                    |
|--------------------------------------------------------------------|
| Bill To                                                            |
| Harris County ESD #1<br>2800 Aldine Bender Rd<br>Houston, TX 77032 |

|        |            |
|--------|------------|
| Terms  | Due Date   |
| Net 30 | 11/30/2023 |

| Served     | Description                                                                                                                                                                                                                                                                                                                                                        | Time   | Rate     | Amount   |
|------------|--------------------------------------------------------------------------------------------------------------------------------------------------------------------------------------------------------------------------------------------------------------------------------------------------------------------------------------------------------------------|--------|----------|----------|
| 10/31/2023 | October CPA Services                                                                                                                                                                                                                                                                                                                                               |        | 2,750.00 | 2,750.00 |
| 10/31/2023 | Additional Hours (Fixed asset management, meeting with board members for ACH approval for Prosperity, working with the County regarding tax rates, working with Hou Chron to negotiate invoice, working with Board members with new computer and new login, meeting with County regarding breakout allocation of revenue for debt reserves and the qualifications) | 8.9674 | 140.00   | 1,255.44 |
| 10/31/2023 | Copies                                                                                                                                                                                                                                                                                                                                                             | 12     | 0.35     | 4.20     |

Please Remit Payment to:  
The Morton Accounting Service  
410 Pierce Street Suite 230  
Houston, TX 77002

or via the Intuit payment link in the email.

|                         |            |
|-------------------------|------------|
| <b>Total</b>            | \$4,009.64 |
| <b>Payments/Credits</b> | \$0.00     |
| <b>Balance Due</b>      | \$4,009.64 |



Victor Insurance Managers  
 500 Dallas St., Ste. 1400  
 Houston, TX 77002  
 301-961-9800

**INVOICE**

Page No. 1

Invoice Number: SI1114482

000043 - 000100

**Bill To:**

Harris Co. ESD #1  
 2800 Aldine Bender  
 Houston, TX 77032



Invoice Date: 09/05/23



000043

Account # 43860

Victor Insurance Managers  
 Victor Insurance Services in MN

DBA in CA and NY: Victor Insurance Services | CA Ins. Lic. # 0156109

301-961-9800 • info.us@victorinsurance.com • 7700 Wisconsin Avenue, Suite 400, Bethesda, MD 20814

Policy Number: 61BSBGJ7588  
 Insured: Harris Co. ESD #1  
 Policy Period: 10/26/23 to 10/26/26  
 Installment No.: 0  
 Installment Period: 10/26/23 to 10/26/26  
 Type of Coverage: BONDS  
 State: TX

Due Date 10/26/23 or the date on the binder

| Item/Description | Total Price |
|------------------|-------------|
| Premium-Policy   | 520.00      |
| Net Invoice Due  | 520.00      |

F.I.D. 36-2668272

Please detach and return this portion to assure proper credit.

**Remit To:**

Amount of Remittance

\$

Victor Insurance Managers  
 14288 Collections Center Drive  
 Chicago, IL 60693

Invoice Number: SI1114482  
 Invoice Amount: 520.00  
 Account #: 43860  
 Condensed Name (ACCT): Victor Insurance Managers  
 ISN: C11352549  
 Insured: Harris Co. ESD #1  
 Policy #: 61BSBGJ7588  
 Program Code: 4550  
 Billing Period: 10/26/23 to 10/26/26  
 Location Code: HOUSTON  
 Installment No. 0



**CERTIFICATE FOR RESOLUTION**

THE STATE OF TEXAS §  
COUNTY OF HARRIS §  
HARRIS COUNTY EMERGENCY SERVICES DISTRICT NO. 1 §

The undersigned officer of the Board of Commissioners of **HARRIS COUNTY EMERGENCY SERVICES DISTRICT NO. 1** hereby certifies as follows:

1. The Board of Commissioners of Harris County Emergency Services District No. 1 convened in a regular meeting at 10 a.m. on the November 28, 2023, at the District's Administrative Office, 2800 Aldine Bender Rd., Houston, TX 77032, and the roll was called of the members of the Board, to-wit:

|                |                                 |
|----------------|---------------------------------|
| Cathy Sunday   | President                       |
| Shirley Reed   | Vice President                  |
| Virginia Bazan | Secretary                       |
| Fred Sciboula  | Treasurer                       |
| Pete Serna     | Asst. Secretary/Asst. Treasurer |

and all of said persons were present, ~~except Commissioner(s) \_\_\_\_\_~~, thus constituting a quorum. Whereupon, among other business, the following was transacted at the meeting:

**RESOLUTION ADOPTING AMENDED DISTRICT FEES OF OFFICE AND REIMBURSEMENT POLICY**


was duly introduced for the consideration of the Board. It was then duly moved and seconded that such Resolution be adopted; and after full discussion, such motion, carrying with it the adoption of such Resolution prevailed, carried, and became effective by the following vote:

AYES: 5 NOES: 0

2. A true, full and correct copy of the Resolution adopted at the meeting described in the above paragraph is attached to this certificate; the Resolution has been duly recorded in the District's minutes of the meeting; the persons named in the above and foregoing paragraph are the duly chosen, qualified and acting officers and members of the Board as indicated therein; each of the officers and members of the Board was duly and sufficiently notified officially and personally, in advance, of the time, place and purpose of the aforesaid meeting and that the Resolution would be introduced and considered for adoption at the meeting, and each of the officers and members consented, in advance, to the holding of the meeting for such purpose; the meeting was open to the public as required by law; and public notice of the time, place and subject of the meeting was given as required by Chapter 551, Texas Government Code.

SIGNED AND SEALED November 28, 2023

  
Cathy Sunday  
President, Board of Commissioners


  
Fred Scibuola  
Treasurer, Board of Commissioners

(DISTRICT SEAL)

APPROVED  
Harris County ESD #1  
Board of Commissioners

NOV 28 2023

President: 

Secretary: 

**RESOLUTION ADOPTING DISTRICT FEES OF OFFICE AND REIMBURSEMENT  
POLICY**

THE STATE OF TEXAS §  
COUNTY OF HARRIS §  
HARRIS COUNTY EMERGENCY SERVICES DISTRICT NO. 1 §

WHEREAS, Harris County Emergency Services District No. 1 (the "District"), is a political subdivision of the State of Texas, organized and operating pursuant to the provisions of Section 48-e, Article III of the Texas Constitution and Chapter 775, Texas Health and Safety Code, as amended; and

WHEREAS, Section 775.038, Health and Safety Code, as amended from time to time, permits the Board of Commissioners (the "Board") of the District to be compensated for time spent actually spent performing the duties of commissioner, as well as also be reimbursed for actual expenses reasonably and necessarily incurred while engaging in activities on behalf of the District; and

WHEREAS, the Board now desires to amend the members of the Board (the "Commissioner") fees of office and reimbursement of expenses, thereby adopting a Resolution Adopting an Amended District Fees of Office and Reimbursement Policy.

NOW, THEREFORE, BE IT RESOLVED BY THE BOARD OF COMMISSIONERS OF HARRIS COUNTY EMERGENCY SERVICES DISTRICT NO. 1 THAT:

Section 1: The Commissioners of the District shall be entitled to receive reimbursement from the District of actual expenses reasonably and necessarily incurred while engaging in activities on behalf of the District. In order to receive reimbursement of expenses, Commissioners must file a Verified Statement with the District prior to disbursement of such reimbursements.

Section 2: The Board recognizes that, pursuant to Section 775.038, Texas Health and Safety Code, as amended, and Section 49.060, Texas Water Code, Commissioners are entitled to receive fees of office at an amount not greater than the amount of the per diem set by the Texas Ethics Commission for members of the Texas Legislature under Section 24a, Article III of the Texas Constitution for each day the Commissioner actually spends performing the duties of a Commissioner, provided the fees of office shall not exceed a sum of \$7,200.00 per annum. "Performing the duties of a commissioner" means substantive performance of the management or business of the District, including participation in board and committee meetings and other activities involving the substantive deliberation of District business and in pertinent educational programs. The phrase does not include routine or ministerial activities such as the execution of documents, self-preparation for meetings, or other activities requiring a minimal amount of time.

Section 3: For purposes of this Resolution, a Verified Statement shall be a statement, in substantially the form attached hereto as **Exhibit "A"**, signed and sworn to by the commissioner seeking reimbursement, setting forth an itemized list and explanation of expenses sought to be reimbursed; provided further that original receipts substantiating all expenses (except expenses not typically evidenced by a receipt) must be attached to such Verified Statement. All Verified Statements, receipts and listing of expenses shall be submitted to the District's Bookkeeper prior

to the meeting at which the Board will approve the check for payment of the fee of office and/or expenses claimed.

Section 4: Commissioners of the District may attend conferences and meetings of the Texas State Association of Fire and Emergency Districts ("SAFE-D"). Attendance at other conferences, hearings or meetings by Commissioners must be approved by the Board. Attendance at local meetings or conduct of other local District business shall be approved by the Board. Conference registration expenses for all authorized and approved conferences, meetings and seminars shall be reimbursed in full for Commissioners.

Section 5: Transportation costs for personal vehicle mileage to and from all authorized conferences shall be reimbursed for the Commissioner only at the per mile rate allowed for vehicles by the Internal Revenue Service or transportation costs for air fare for the Commissioner only for coach air fare shall be reimbursed.

Section 6: Reasonable costs of transportation to and from the airport shall be reimbursed for the Commissioner only. Costs of car rental shall be reimbursed provided that any mileage costs charged to the District include only mileage related to travel on behalf of the District or in connection with attendance at an approved conference, meeting or seminar function.

Section 7: Costs of parking at the hotel, conference, meeting or seminar site shall be reimbursed for the conference, meeting or seminar, including the day before and the morning after same. Reasonable costs of parking at the airport for the days of the conference shall also be reimbursed.

Section 8: The District shall reimburse a Commissioner for meals that are actually eaten and paid for by the Commissioner during attendance at an approved conference, meeting or seminar function. No reimbursement shall be made for the meals of a guest, spouse and/or children of a Commissioner.

Section 9: Costs of a hotel room at the conference, meeting or seminar shall be reimbursed based on the conference rate, government rate or most favorable corporate rate, including costs of the room the night of commencement date of the conference, meeting or seminar and the night of the final meeting day of the conference, meeting or seminar; provided, however, if a Commissioner is attending a conference-sponsored or conference-affiliated event that begins on the morning of the conference, meeting or seminar, the cost of a hotel room the night prior to the commencement of the conference, meeting or seminar may be reimbursed subject to the prior approval by the Board.

Section 10: Other reasonable or extraordinary expenses of a Commissioner attending an approved conference, meeting or seminar function may be allowed, including reimbursement for expenses related to conference-sponsored events, including, but not limited to, luncheons, dinners and golf tournaments, subject to prior approval of such expenses by the Board.

Section 11: The effective date of the provisions of this Resolution shall be November 28, 2023.

**EXHIBIT A**  
**HARRIS COUNTY EMERGENCY SERVICES DISTRICT NO. 1**  
**VERIFICATION OF COMMISSIONER'S SERVICES AND EXPENSES**

THE STATE OF TEXAS §  
 COUNTY OF HARRIS §  
 HARRIS COUNTY EMERGENCY SERVICES DISTRICT NO. 1 §

I, the undersigned member of the Board of Commissioners of the above District, do hereby solemnly swear (or affirm) that I performed the following services and incurred the following expenses on behalf of the District, as noted below.

Date: \_\_\_\_\_ Services performed: \_\_\_\_\_  
 Date: \_\_\_\_\_ Services performed: \_\_\_\_\_  
 Date: \_\_\_\_\_ Services performed: \_\_\_\_\_  
 Date: \_\_\_\_\_ Services performed: \_\_\_\_\_  
 Date: \_\_\_\_\_ Services performed: \_\_\_\_\_

I, the undersigned member of the Board of Commissioners of the above District, do hereby solemnly swear (or affirm) that I incurred the following expenses on behalf of the District, as noted below.

Date: \_\_\_\_\_ Mileage: \_\_\_\_\_ miles @ \$ \_\_\_\_\_ per mile = \_\_\_\_\_  
 Date: \_\_\_\_\_ Mileage: \_\_\_\_\_ miles @ \$ \_\_\_\_\_ per mile = \_\_\_\_\_  
 Date: \_\_\_\_\_ Mileage: \_\_\_\_\_ miles @ \$ \_\_\_\_\_ per mile = \_\_\_\_\_  
 Date: \_\_\_\_\_ Parking: \_\_\_\_\_  
 Date: \_\_\_\_\_ Parking: \_\_\_\_\_  
 Date: \_\_\_\_\_ Expenses: \_\_\_\_\_  
 Date: \_\_\_\_\_ Expenses: \_\_\_\_\_  
 Date: \_\_\_\_\_ Expenses: \_\_\_\_\_  
 Date: \_\_\_\_\_ Expenses: \_\_\_\_\_

TOTAL EXPENSES.....\$ \_\_\_\_\_

TOTAL OWED TO COMMISSIONER.....\$  

\_\_\_\_\_  
 Commissioner, Harris County Emergency Services  
 District No. 1

STATE OF TEXAS  
 COUNTY OF HARRIS

This instrument was signed and sworn before me on the \_\_\_\_\_ day of \_\_\_\_\_, 20\_\_ by \_\_\_\_\_.

(NOTARY SEAL)

\_\_\_\_\_  
 Notary Public, State of Texas





## President's Report – HCEC

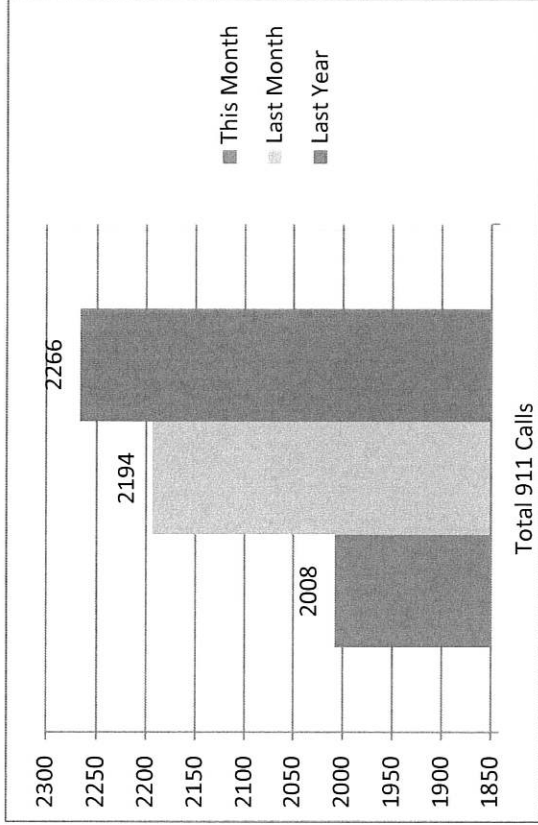
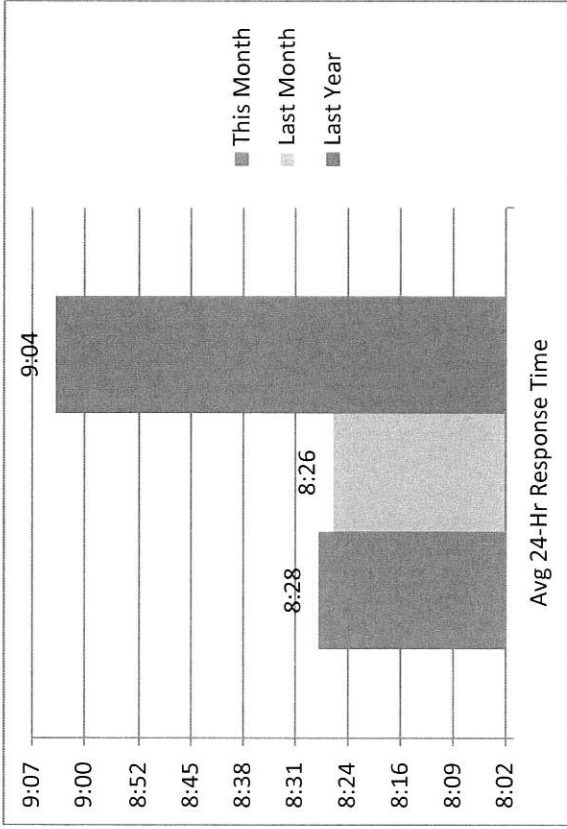
### November 2023 Meeting

- HCEC responded to 2008 911 calls this month, compared to 2194 in the previous month. Our response time is 8:28.
- HCEC sent multiple field medics to Texas EMS Conference in Austin this month.
- HCEC held our Trimester Continuing Medical Education this month for all of our credentialed medical providers.
- HCEC held a potluck lunch for our employees for Thanksgiving. It was well attended.
- HCEC will hold our Holiday Party on December 7 at Top Golf. ESD Commissioners are welcome to attend.


Vehicle Accidents last month: 1 Minor

Maintenance Requests last month: 20

# HCEC Activity October 2023



## Call Volume Comparison





# 911 STATISTICS REPORT FOR PERIOD 10-01-23 to 10-31-23

| INCIDENT TOTALS |           |           |           |           |           |           |           |           |           |           |           |           |           |           |           |           |           |           |           |           |           |           |           |           |           |           |           |           |           |           |              |       |
|-----------------|-----------|-----------|-----------|-----------|-----------|-----------|-----------|-----------|-----------|-----------|-----------|-----------|-----------|-----------|-----------|-----------|-----------|-----------|-----------|-----------|-----------|-----------|-----------|-----------|-----------|-----------|-----------|-----------|-----------|-----------|--------------|-------|
| RESPONSE TYPE   | 01        | 02        | 03        | 04        | 05        | 06        | 07        | 08        | 09        | 10        | 11        | 12        | 13        | 14        | 15        | 16        | 17        | 18        | 19        | 20        | 21        | 22        | 23        | 24        | 25        | 26        | 27        | 28        | 29        | 30        | 31           | Total |
| ALS Response    | 58        | 64        | 43        | 56        | 46        | 52        | 40        | 59        | 61        | 47        | 57        | 46        | 51        | 57        | 60        | 52        | 49        | 53        | 46        | 55        | 48        | 58        | 64        | 49        | 41        | 60        | 44        | 51        | 52        | 47        | 44           | 1,610 |
| BLS Response    | 14        | 10        | 11        | 9         | 7         | 14        | 14        | 6         | 10        | 11        | 12        | 14        | 16        | 11        | 16        | 5         | 16        | 21        | 11        | 22        | 20        | 12        | 18        | 7         | 10        | 14        | 20        | 12        | 19        | 6         | 10           | 398   |
| <b>Totals</b>   | <b>72</b> | <b>74</b> | <b>54</b> | <b>65</b> | <b>53</b> | <b>66</b> | <b>54</b> | <b>65</b> | <b>71</b> | <b>58</b> | <b>69</b> | <b>60</b> | <b>67</b> | <b>68</b> | <b>76</b> | <b>57</b> | <b>74</b> | <b>57</b> | <b>77</b> | <b>68</b> | <b>70</b> | <b>82</b> | <b>56</b> | <b>51</b> | <b>74</b> | <b>64</b> | <b>63</b> | <b>71</b> | <b>53</b> | <b>54</b> | <b>2,008</b> |       |

\* Medic units that went enroute in district, NO mutual aid responses

| INCIDENT TOTALS BY SHIFT |           |           |           |           |           |           |           |           |           |           |           |           |           |           |           |           |           |           |           |           |           |           |           |           |           |           |           |           |           |           |              |       |
|--------------------------|-----------|-----------|-----------|-----------|-----------|-----------|-----------|-----------|-----------|-----------|-----------|-----------|-----------|-----------|-----------|-----------|-----------|-----------|-----------|-----------|-----------|-----------|-----------|-----------|-----------|-----------|-----------|-----------|-----------|-----------|--------------|-------|
| SHIFT                    | 01        | 02        | 03        | 04        | 05        | 06        | 07        | 08        | 09        | 10        | 11        | 12        | 13        | 14        | 15        | 16        | 17        | 18        | 19        | 20        | 21        | 22        | 23        | 24        | 25        | 26        | 27        | 28        | 29        | 30        | 31           | Total |
| A - Shift                | 25        | 62        | 5         |           |           |           |           | 56        | 8         | 50        | 11        |           |           |           |           | 49        | 8         | 62        | 10        |           |           |           |           |           |           |           |           |           |           |           |              | 463   |
| B - Shift                | 47        | 12        | 49        | 18        |           |           |           | 63        | 8         | 58        | 11        |           |           |           |           | 57        | 12        | 47        | 12        |           |           |           |           |           |           |           |           |           |           |           |              | 520   |
| C - Shift                |           |           |           | 47        | 7         | 53        | 7         |           |           |           |           | 49        | 8         | 57        | 17        |           |           |           | 65        | 12        | 57        | 12        |           |           |           |           |           |           |           |           | 513          |       |
| D - Shift                |           |           |           |           | 46        | 13        | 47        | 9         |           |           |           | 59        | 11        | 59        | 8         |           |           |           | 56        | 13        | 70        | 9         |           |           |           |           |           |           |           |           | 512          |       |
| <b>Totals</b>            | <b>72</b> | <b>74</b> | <b>54</b> | <b>65</b> | <b>53</b> | <b>66</b> | <b>54</b> | <b>65</b> | <b>71</b> | <b>58</b> | <b>69</b> | <b>60</b> | <b>67</b> | <b>68</b> | <b>76</b> | <b>57</b> | <b>74</b> | <b>57</b> | <b>77</b> | <b>68</b> | <b>70</b> | <b>82</b> | <b>56</b> | <b>51</b> | <b>74</b> | <b>64</b> | <b>63</b> | <b>71</b> | <b>53</b> | <b>54</b> | <b>2,008</b> |       |

\* Medic units that went enroute in district, NO mutual aid responses

| INCIDENT PRIORITY LEVEL SUMMARY |            |            |            |            |           |              |
|---------------------------------|------------|------------|------------|------------|-----------|--------------|
| RESPONSE TYPE                   | Alpha      | Bravo      | Charlie    | Delta      | Echo      | Total        |
| ALS Response                    | 174        | 253        | 346        | 608        | 43        | 1,610        |
| BLS Response                    | 214        | 27         |            |            | 157       | 398          |
| <b>Totals</b>                   | <b>388</b> | <b>280</b> | <b>346</b> | <b>608</b> | <b>43</b> | <b>2,008</b> |

\* Medic units that went enroute in district, NO mutual aid responses

| LEVEL OF SERVICE STATUS CHANGES BY DAY |          |          |          |          |          |          |          |          |          |          |          |          |          |          |          |          |          |          |          |          |          |          |          |          |          |          |          |          |          |          |           |    |    |       |
|----------------------------------------|----------|----------|----------|----------|----------|----------|----------|----------|----------|----------|----------|----------|----------|----------|----------|----------|----------|----------|----------|----------|----------|----------|----------|----------|----------|----------|----------|----------|----------|----------|-----------|----|----|-------|
| LEVEL OF SERVICE                       | 2        | 4        | 14       | 16       | 18       | 11       | 16       | 18       | 19       | 20       | 21       | 22       | 22       | 22       | 22       | 22       | 22       | 22       | 22       | 22       | 22       | 22       | 22       | 22       | 22       | 22       | 22       | 22       | 22       | 22       | 22        | 22 | 22 | Total |
| Level 0                                | 1        | 1        | 2        | 1        | 1        |          | 2        | 2        | 1        | 1        | 1        | 1        | 1        | 1        | 1        | 1        | 1        | 1        | 1        | 1        | 1        | 1        | 1        | 1        | 1        | 1        | 1        | 1        | 1        | 1        | 1         | 1  | 8  |       |
| Level 1                                | 1        | 3        | 3        | 2        | 1        | 1        | 2        | 1        | 1        | 1        | 1        | 1        | 1        | 1        | 1        | 1        | 1        | 1        | 1        | 1        | 1        | 1        | 1        | 1        | 1        | 1        | 1        | 1        | 1        | 1        | 1         | 1  | 24 |       |
| <b>Totals</b>                          | <b>2</b> | <b>4</b> | <b>5</b> | <b>3</b> | <b>2</b> | <b>1</b> | <b>2</b> | <b>2</b> | <b>1</b> | <b>1</b> | <b>1</b> | <b>1</b> | <b>1</b> | <b>1</b> | <b>1</b> | <b>1</b> | <b>1</b> | <b>1</b> | <b>1</b> | <b>1</b> | <b>1</b> | <b>1</b> | <b>1</b> | <b>1</b> | <b>1</b> | <b>1</b> | <b>1</b> | <b>1</b> | <b>1</b> | <b>1</b> | <b>32</b> |    |    |       |

\* incidents with units that enroute in district, NO mutual aid responses

| OUT OF THE CHUTE RESPONSE AVERAGES AND STATISTICS |                     |                     |                    |                        |                      |                       |
|---------------------------------------------------|---------------------|---------------------|--------------------|------------------------|----------------------|-----------------------|
| RESPONSE TYPE                                     | ASSIGNED TO ENROUTE | ASSIGNED TO ONSCENE | ENROUTE TO ONSCENE | HOSPITAL TO IN-SERVICE | AVERAGE ONSCENE TIME | AVERAGE INCIDENT TIME |
| BLS Response                                      | 00:01:00            | 00:11:19            | 00:10:18           | 23:49:42               | 00:20:24             | 00:45:29              |
| ALS Response                                      | 00:00:37            | 00:10:07            | 00:09:33           | 00:11:03               | 00:08:55             | 00:51:11              |



Division 11 Harris County Emerg Corps

# 911 STATISTICS REPORT FOR PERIOD 10-01-23 to 10-31-23

11/1/2023 8:50:09 AM Page 2 of 11

| HH-MM-SS                                                         |                     |                     |                    |                        |                      |                       |  |  |  |  |  |  |
|------------------------------------------------------------------|---------------------|---------------------|--------------------|------------------------|----------------------|-----------------------|--|--|--|--|--|--|
| * All units assigned to a response in district that went enroute |                     |                     |                    |                        |                      |                       |  |  |  |  |  |  |
| UNIT                                                             | ASSIGNED TO ENROUTE | ASSIGNED TO ONSCENE | ENROUTE TO ONSCENE | HOSPITAL TO IN-SERVICE | AVERAGE ONSCENE TIME | AVERAGE INCIDENT TIME |  |  |  |  |  |  |
| EMS980                                                           | 00:01:12            | 00:10:43            | 00:09:28           | 00:24:08               | 00:11:43             | 00:52:34              |  |  |  |  |  |  |
| M91                                                              | 00:00:55            | 00:08:18            | 00:07:21           | 00:28:15               | 00:16:42             | 00:55:59              |  |  |  |  |  |  |
| M910                                                             | 00:00:53            | 00:08:31            | 00:07:30           | 00:42:38               | 00:19:30             | 00:42:06              |  |  |  |  |  |  |
| M92                                                              | 00:01:05            | 00:09:01            | 00:07:53           | 00:24:49               | 00:17:29             | 00:53:29              |  |  |  |  |  |  |
| M920                                                             | 00:01:00            | 00:08:34            | 00:07:32           | 00:30:44               | 00:17:15             | 00:59:46              |  |  |  |  |  |  |
| M921                                                             | 00:03:19            | 00:11:11            | 00:07:51           | 00:23:50               | 00:17:33             | 01:23:28              |  |  |  |  |  |  |
| M93                                                              | 00:00:57            | 00:07:04            | 00:06:06           | 00:32:28               | 00:17:44             | 00:58:30              |  |  |  |  |  |  |
| M930                                                             | 00:01:15            | 00:08:13            | 00:06:57           | 00:32:41               | 00:16:02             | 01:01:32              |  |  |  |  |  |  |
| M94                                                              | 00:01:10            | 00:07:27            | 00:06:16           | 00:24:03               | 00:16:25             | 00:47:28              |  |  |  |  |  |  |
| M940                                                             | 00:01:07            | 00:08:02            | 00:06:53           | 00:31:59               | 00:15:50             | 01:06:45              |  |  |  |  |  |  |
| M941                                                             | 00:01:21            | 00:07:38            | 00:06:27           | 00:35:14               | 00:15:25             | 00:49:28              |  |  |  |  |  |  |
| M95                                                              | 00:01:08            | 00:08:23            | 00:07:15           | 00:31:29               | 00:17:20             | 00:58:02              |  |  |  |  |  |  |
| M96                                                              | 00:01:10            | 00:07:48            | 00:06:37           | 00:30:10               | 00:18:51             | 00:59:34              |  |  |  |  |  |  |
| M97                                                              | 00:01:11            | 00:09:01            | 00:07:50           | 00:26:37               | 00:14:37             | 00:50:05              |  |  |  |  |  |  |
| M980                                                             | 00:01:00            | 00:10:32            | 00:09:45           | 00:28:27               | 00:12:53             | 00:58:34              |  |  |  |  |  |  |

MM-SS \* Incidents with units that enroute in district

AVERAGE ASSIGNED TO ONSCENE

00:08:28

| MM-SS                                                |    |    |    |    |    |    |    |    |    |    |    |    |    |    |    |    |    |    |    |    |    |    |    |    |    |    |    |    |    |    |    |       |  |  |     |     |     |
|------------------------------------------------------|----|----|----|----|----|----|----|----|----|----|----|----|----|----|----|----|----|----|----|----|----|----|----|----|----|----|----|----|----|----|----|-------|--|--|-----|-----|-----|
| * All units assigned to a response that went enroute |    |    |    |    |    |    |    |    |    |    |    |    |    |    |    |    |    |    |    |    |    |    |    |    |    |    |    |    |    |    |    |       |  |  |     |     |     |
| INCIDENT RESPONSE TOTALS BY SHIFT                    |    |    |    |    |    |    |    |    |    |    |    |    |    |    |    |    |    |    |    |    |    |    |    |    |    |    |    |    |    |    |    |       |  |  |     |     |     |
| SHIFT                                                | 01 | 02 | 03 | 04 | 05 | 06 | 07 | 08 | 09 | 10 | 11 | 12 | 13 | 14 | 15 | 16 | 17 | 18 | 19 | 20 | 21 | 22 | 23 | 24 | 25 | 26 | 27 | 28 | 29 | 30 | 31 | Total |  |  |     |     |     |
| A - Shift                                            | 36 | 71 | 8  |    |    |    |    | 62 | 10 | 56 | 14 |    |    |    |    | 52 | 8  | 75 | 10 |    |    |    |    |    | 53 | 7  | 66 | 7  |    |    |    |       |  |  | 535 |     |     |
| B - Shift                                            | 55 | 15 | 61 | 20 |    |    |    |    | 75 | 9  | 65 | 15 |    |    |    |    | 64 | 15 | 58 | 14 |    |    |    |    |    | 60 | 18 | 64 | 7  |    |    |       |  |  |     | 615 |     |
| C - Shift                                            |    |    |    | 61 | 7  | 59 | 8  |    |    |    |    | 52 | 11 | 66 | 18 |    |    |    | 76 | 14 | 69 | 14 |    |    |    |    | 70 | 21 | 50 | 5  |    |       |  |  |     |     | 601 |
| D - Shift                                            |    |    |    |    | 59 | 15 | 51 | 12 |    |    |    |    | 66 | 12 | 63 | 8  |    |    |    |    | 70 | 14 | 83 | 9  |    |    |    | 59 | 10 | 61 |    |       |  |  |     |     | 592 |
| Totals                                               | 91 | 86 | 69 | 81 | 66 | 74 | 59 | 74 | 85 | 65 | 79 | 67 | 77 | 78 | 81 | 60 | 72 | 90 | 68 | 90 | 84 | 83 | 97 | 62 | 67 | 84 | 71 | 77 | 80 | 60 | 66 | 2,343 |  |  |     |     |     |



# 911 STATISTICS REPORT FOR PERIOD 10-01-23 to 10-31-23

| UNIT   | INCIDENT RESPONSE TOTALS BY UNIT |    |    |    |    |    |    |    |    |    |    |    |    |    |    |    |    |    |    |    |    |    |    |    |    |    |    |    |    |    |       | Total |    |
|--------|----------------------------------|----|----|----|----|----|----|----|----|----|----|----|----|----|----|----|----|----|----|----|----|----|----|----|----|----|----|----|----|----|-------|-------|----|
|        | 01                               | 02 | 03 | 04 | 05 | 06 | 07 | 08 | 09 | 10 | 11 | 12 | 13 | 14 | 15 | 16 | 17 | 18 | 19 | 20 | 21 | 22 | 23 | 24 | 25 | 26 | 27 | 28 | 29 | 30 | 31    |       |    |
| 9912   |                                  |    |    | 2  | 4  |    |    | 1  |    | 1  | 1  | 3  |    |    |    |    |    |    |    |    |    | 1  |    |    |    |    |    |    |    |    | 1     |       | 14 |
| D90    | 6                                | 8  | 4  | 7  | 4  | 5  | 4  | 6  | 7  | 1  | 3  | 2  | 5  | 6  | 3  | 2  | 4  | 7  | 6  | 2  | 4  | 4  | 4  | 3  | 3  | 1  | 4  | 6  | 4  | 2  | 4     | 131   |    |
| D901   | 6                                | 1  | 7  | 4  | 1  | 2  | 1  | 3  | 3  | 5  | 2  | 2  | 1  | 1  | 2  | 1  | 3  | 6  | 2  | 7  | 6  | 4  | 5  | 2  | 6  | 5  | 2  | 2  | 1  | 4  | 6     | 103   |    |
| EMS980 |                                  |    |    | 3  |    |    |    | 3  | 4  | 4  |    | 4  |    |    | 6  | 4  |    |    |    |    | 8  | 5  | 4  |    | 5  | 6  | 4  |    |    | 3  | 59    |       |    |
| HCMD1  |                                  |    |    |    |    |    |    |    |    |    |    |    |    |    |    |    |    |    | 1  |    |    |    |    |    |    |    |    |    |    |    | 1     |       |    |
| M91    | 12                               | 10 | 6  | 7  | 9  | 4  | 5  | 8  | 8  | 6  | 10 | 5  | 6  | 9  | 7  | 6  | 8  | 5  | 6  | 9  | 7  | 7  | 12 | 6  | 7  | 10 | 7  | 8  | 10 | 8  | 235   |       |    |
| M910   | 3                                |    |    |    |    |    |    |    |    |    | 2  |    |    |    | 5  |    |    |    |    |    |    |    |    |    |    |    |    |    |    |    | 10    |       |    |
| M92    | 10                               | 10 | 6  | 4  | 4  | 9  | 7  | 9  | 12 | 7  | 11 | 9  | 7  | 10 | 9  | 8  | 7  | 10 | 8  | 5  | 8  | 12 | 10 | 7  | 6  | 10 | 5  | 9  | 14 | 6  | 3     | 252   |    |
| M920   | 10                               | 9  | 7  | 6  | 5  | 11 | 8  | 9  | 8  | 8  | 11 | 6  | 8  | 9  | 8  | 7  | 10 | 8  | 8  | 7  | 5  | 10 | 11 | 5  | 6  | 8  | 8  | 6  | 7  | 6  | 5     | 240   |    |
| M921   |                                  |    |    |    |    |    |    |    |    |    | 4  | 1  |    |    |    |    |    |    |    |    |    |    |    |    |    |    |    |    |    |    | 5     |       |    |
| M93    | 6                                | 9  | 8  | 8  | 8  | 11 | 7  | 5  | 8  | 4  | 6  | 5  | 8  | 7  | 5  | 4  | 5  | 8  | 5  | 11 | 7  | 4  | 6  | 5  | 9  | 6  | 8  | 7  | 6  | 5  | 9     | 210   |    |
| M930   | 5                                | 6  | 7  | 5  | 5  | 5  | 4  | 7  | 5  | 6  | 6  | 7  | 10 | 7  | 7  | 6  | 4  | 7  | 5  | 7  | 5  | 7  | 9  | 8  | 7  | 8  | 4  | 7  | 6  | 7  | 6     | 195   |    |
| M94    | 10                               | 9  | 10 | 12 | 6  | 7  | 7  | 11 | 8  | 10 | 10 | 8  | 5  | 10 | 7  | 5  | 9  | 11 | 6  | 9  | 9  | 10 | 14 | 9  | 3  | 8  | 6  | 11 | 15 | 7  | 9     | 271   |    |
| M940   |                                  |    |    |    |    | 3  |    | 3  |    |    |    | 4  |    |    | 4  |    | 3  | 5  | 4  |    |    |    |    | 1  | 3  | 4  |    |    |    |    | 37    |       |    |
| M941   |                                  |    |    |    |    | 3  | 1  |    |    |    | 1  | 2  |    |    |    |    |    |    |    |    |    |    |    |    |    |    |    |    |    |    | 7     |       |    |
| M95    | 7                                | 7  | 3  | 8  | 7  | 8  | 5  | 6  | 7  | 5  | 5  | 5  | 4  | 4  | 4  | 7  | 5  | 5  | 8  | 7  | 6  | 11 | 7  | 7  | 4  | 8  | 7  | 6  | 5  | 6  | 7     | 191   |    |
| M96    | 6                                | 6  | 7  | 5  | 3  | 4  | 7  | 5  | 5  | 4  | 6  | 5  | 5  | 8  | 8  | 5  | 5  | 7  | 11 | 10 | 6  | 8  | 5  | 7  | 8  | 8  | 6  | 5  | 7  | 4  | 193   |       |    |
| M97    | 6                                | 5  | 4  | 6  | 4  | 4  | 4  | 5  | 7  | 5  | 5  | 3  | 4  | 7  | 6  | 5  | 5  | 8  | 2  | 9  | 9  | 3  | 6  | 3  | 3  | 4  | 6  | 7  | 1  | 3  | 152   |       |    |
| M980   | 4                                | 6  | 7  |    |    |    |    |    |    | 3  | 2  |    |    |    | 4  |    |    | 3  |    | 6  |    |    |    | 2  |    |    |    |    |    |    | 37    |       |    |
| Totals | 91                               | 86 | 69 | 81 | 66 | 74 | 59 | 74 | 85 | 65 | 79 | 67 | 77 | 78 | 81 | 60 | 72 | 90 | 68 | 90 | 84 | 83 | 97 | 62 | 67 | 84 | 71 | 77 | 80 | 66 | 2,343 |       |    |

| UNIT   | INCIDENT REFUSAL TOTALS BY UNIT |    |    |    |    |    |    |    |    |    |    |    |    |    |    |    |    |    |    |    |    |    |    |    |    |    |    |    |    |    |    | Total |    |
|--------|---------------------------------|----|----|----|----|----|----|----|----|----|----|----|----|----|----|----|----|----|----|----|----|----|----|----|----|----|----|----|----|----|----|-------|----|
|        | 01                              | 02 | 03 | 04 | 05 | 06 | 07 | 08 | 09 | 10 | 11 | 12 | 13 | 14 | 15 | 16 | 17 | 18 | 19 | 20 | 21 | 22 | 23 | 24 | 25 | 26 | 27 | 28 | 29 | 30 | 31 |       |    |
| EMS910 |                                 |    |    |    |    |    |    |    |    |    |    |    |    |    |    |    |    |    |    |    |    |    |    |    |    |    |    |    |    |    |    |       | 3  |
| EMS980 |                                 |    |    |    |    |    |    |    |    |    |    |    |    |    |    |    |    |    |    |    |    |    |    |    |    |    |    |    |    |    |    |       | 11 |
| M91    | 5                               | 1  |    | 1  | 3  | 1  | 1  | 2  | 2  | 1  | 2  | 1  | 1  | 1  | 1  | 2  | 3  | 1  | 2  | 1  | 1  | 1  | 1  | 1  | 3  | 3  | 1  | 1  | 1  | 1  | 39 |       |    |
| M910   |                                 |    |    |    |    |    |    |    |    |    |    |    |    |    |    |    |    |    |    |    |    |    |    |    |    |    |    |    |    |    |    | 4     |    |
| M92    | 1                               | 4  | 2  | 1  |    | 1  | 1  |    |    | 1  | 4  | 2  | 1  | 3  | 2  | 4  | 1  | 2  | 1  | 1  | 1  | 1  | 1  | 1  | 4  | 1  | 2  | 3  |    |    | 44 |       |    |
| M920   | 1                               | 2  | 2  | 2  |    | 3  | 1  | 1  |    | 1  | 1  | 1  | 2  | 4  | 1  | 1  | 1  | 1  | 1  | 1  | 2  | 2  | 2  | 2  | 3  | 2  | 1  |    |    |    | 36 |       |    |
| M93    | 1                               | 2  | 2  | 2  | 1  | 2  | 4  | 1  | 1  | 1  | 1  | 1  | 2  | 2  | 1  | 2  | 1  | 1  | 2  | 1  | 1  | 1  | 1  | 1  | 1  | 1  | 1  | 1  |    |    | 36 |       |    |
| M930   | 2                               |    |    |    |    | 1  | 1  | 1  |    | 1  | 1  | 1  | 3  | 4  |    | 1  | 1  | 1  | 1  | 1  | 1  | 1  | 1  | 1  | 2  | 2  |    |    |    |    | 27 |       |    |
| M94    | 3                               | 4  | 2  | 2  |    | 1  | 3  | 3  | 1  | 4  | 2  | 5  |    | 1  | 2  | 1  | 4  | 1  | 1  | 1  | 1  | 1  | 4  | 4  | 2  | 2  | 1  | 4  | 3  | 2  | 63 |       |    |
| M940   |                                 |    |    |    |    |    |    |    |    |    |    |    |    |    |    |    |    |    |    |    |    |    |    |    | 1  | 1  | 1  |    |    |    |    | 5     |    |
| M941   |                                 |    |    |    |    |    |    |    |    |    |    |    |    |    |    |    |    |    |    |    |    |    |    |    |    |    |    |    |    |    |    | 1     |    |
| M95    | 1                               | 1  |    | 1  |    |    | 1  |    | 2  | 1  | 1  | 2  |    | 1  |    | 1  |    | 2  |    |    | 1  |    | 3  | 1  | 2  | 1  | 1  | 1  | 2  | 2  | 27 |       |    |
| M96    | 2                               | 2  | 2  | 1  |    |    |    |    |    | 2  | 1  | 2  | 1  |    | 1  | 1  | 1  | 1  | 1  | 1  | 3  | 2  | 1  | 2  | 2  | 3  | 1  | 1  | 1  | 1  | 34 |       |    |
| M97    | 1                               | 2  | 1  | 3  |    |    |    | 1  | 1  | 3  | 1  | 1  | 1  | 1  | 1  | 2  | 1  | 2  | 1  | 4  |    | 3  | 1  | 1  | 1  | 1  | 1  | 3  |    |    | 36 |       |    |
| M980   |                                 |    |    | 2  |    |    |    |    |    |    |    |    |    |    |    |    |    |    |    |    |    |    |    |    |    |    |    |    |    |    |    | 5     |    |
| Totals | 17                              | 20 | 11 | 14 | 4  | 9  | 13 | 9  | 9  | 11 | 14 | 19 | 10 | 14 | 15 | 11 | 9  | 13 | 11 | 11 | 10 | 13 | 16 | 11 | 4  | 17 | 14 | 9  | 12 | 9  | 12 | 371   |    |



Division 11 Harris County Emerg Corps

# 911 STATISTICS REPORT FOR PERIOD 10-01-23 to 10-31-23

11/1/2023 8:50:09 AM Page 4 of 11

## INCIDENT REFUSAL REASON BY SHIFT

| REFUSAL REASON   | A - Shift | B - Shift | C - Shift | D - Shift | Total      |
|------------------|-----------|-----------|-----------|-----------|------------|
| Refusal AMA      | 85        | 84        | 92        | 86        | 347        |
| Refusal Parental | 7         | 5         | 7         | 5         | 24         |
| <b>Total</b>     | <b>92</b> | <b>89</b> | <b>99</b> | <b>91</b> | <b>371</b> |







Division 11 Harris County Emerg Corps

# 911 STATISTICS REPORT FOR PERIOD 10-01-23 to 10-31-23

11/1/2023 8:50:09 AM Page 6 of 11

| NATURE                        | EMS910   | EMS940   | EMS980    | M91        | M910     | M92        | M920       | M921     | M93        | M930       | M94        | M940      | M941     | M95        | M96        | M97        | M980      | Total        |
|-------------------------------|----------|----------|-----------|------------|----------|------------|------------|----------|------------|------------|------------|-----------|----------|------------|------------|------------|-----------|--------------|
| MVA EJECTION                  |          |          |           |            |          |            | 1          |          |            |            |            |           |          |            |            |            |           | 2            |
| MVA ENTRAPMENT                |          |          |           | 1          |          |            | 1          |          | 1          |            | 1          |           |          |            |            |            |           | 9            |
| MVA HIGH VELOCITY             |          |          |           | 1          |          | 1          | 1          |          | 1          |            | 1          |           |          |            |            |            |           | 8            |
| MVA INVOLVING ATV             |          |          |           |            |          |            |            |          |            |            |            |           |          | 1          |            |            |           | 1            |
| MVA INVOLVING BUS             |          |          |           | 1          |          |            |            |          |            |            |            |           |          | 1          |            |            |           | 4            |
| MVA INVOLVING SUBWAY          |          |          |           | 1          |          |            |            |          |            |            |            |           |          |            |            |            |           | 1            |
| MVA INVOLVING TRAIN           |          |          |           |            |          |            |            |          |            |            | 1          |           |          |            |            |            |           | 1            |
| MVA NOT ALERT                 |          |          |           |            |          | 1          |            |          |            |            |            |           |          |            |            |            |           | 1            |
| MVA NOT ALERT AB RESP         |          |          |           |            |          |            |            |          | 1          | 1          |            |           |          |            |            |            |           | 2            |
| MVA ROLL OVER                 |          |          |           | 1          |          | 1          | 1          |          | 1          |            |            |           |          |            |            |            |           | 11           |
| MVA UNCONSCIOUS               |          |          |           | 1          |          |            |            |          |            |            | 1          |           |          |            | 1          |            |           | 3            |
| MVA WITH ENTRAPMENT           |          |          |           |            |          |            |            |          | 1          |            |            |           |          |            |            |            |           | 2            |
| MVA WITH ROLLOVER             |          |          |           |            |          | 1          | 1          |          | 1          | 1          | 1          |           |          |            |            |            |           | 9            |
| O.B.                          |          |          |           | 1          |          | 1          | 1          |          | 1          | 1          | 1          | 1         |          |            |            |            |           | 17           |
| OBSTETRICS CALL               |          |          |           |            |          | 1          |            |          |            |            |            |           |          |            |            |            |           | 2            |
| OVERDOSE                      |          |          |           | 1          |          | 1          | 1          | 1        | 1          | 1          | 1          |           |          |            |            |            |           | 27           |
| OVERDOSE/POISONING            |          |          |           |            |          |            | 1          |          | 1          | 1          | 1          |           |          |            |            |            |           | 14           |
| POSSIBLE D.O.A.               |          |          |           | 1          |          |            |            |          | 1          | 1          | 1          |           |          |            |            |            |           | 11           |
| POSSIBLE DOA                  |          |          |           |            |          |            |            |          | 1          | 1          | 1          |           |          |            |            |            |           | 4            |
| PSYCHIATRIC                   |          |          |           |            |          |            | 1          |          | 1          | 1          | 1          |           |          |            |            |            |           | 67           |
| RESIDENTIAL FIRE              |          |          | 1         | 1          | 1        | 1          | 1          |          | 1          | 1          | 1          |           |          |            |            |            |           | 15           |
| RESIDENTIAL FIRE MULTI        |          |          |           | 1          |          |            |            |          | 1          | 1          | 1          |           |          |            |            |            |           | 4            |
| RESPIRATORY                   |          |          |           | 1          | 1        | 1          | 1          | 1        | 1          | 1          | 1          |           |          |            |            |            |           | 203          |
| SEIZURES                      |          |          |           | 1          | 1        | 1          | 1          |          | 1          | 1          | 1          |           |          |            |            |            |           | 80           |
| SHOOTING                      |          |          |           |            |          | 1          |            |          | 1          |            |            |           |          |            |            |            |           | 2            |
| STABBING SHOOTING             |          |          |           | 1          | 1        | 1          | 1          |          | 1          | 1          | 1          |           |          |            |            |            |           | 22           |
| STROKE/ICVA                   |          |          |           | 1          | 1        | 1          | 1          |          | 1          | 1          | 1          |           |          |            |            |            |           | 8            |
| STRUCTURE FIRE                |          |          |           |            |          | 1          |            |          | 1          |            |            |           |          |            |            |            |           | 3            |
| STRUCTURE FIRE HIGH LIFE      |          |          |           | 1          | 1        | 1          |            |          | 1          |            |            |           |          |            |            |            |           | 2            |
| TRAUMATIC INJURIES (SPECIFIC) |          |          |           | 1          | 1        | 1          | 1          |          | 1          | 1          | 1          |           |          |            |            |            |           | 1            |
| UNCONSCIOUS PARTY             |          |          |           | 1          | 1        | 1          | 1          | 1        | 1          | 1          | 1          |           |          |            |            |            |           | 160          |
| UNKNOWN PROBLEM               |          |          |           | 1          | 1        | 1          | 1          | 1        | 1          | 1          | 1          |           | 1        |            |            |            |           | 73           |
| VEHICLE FIRE W/EXPOSURES      |          |          |           |            |          |            |            |          |            |            |            |           |          |            |            |            |           | 1            |
| <b>Totals</b>                 | <b>2</b> | <b>2</b> | <b>55</b> | <b>228</b> | <b>9</b> | <b>242</b> | <b>224</b> | <b>5</b> | <b>201</b> | <b>186</b> | <b>265</b> | <b>35</b> | <b>6</b> | <b>184</b> | <b>185</b> | <b>144</b> | <b>35</b> | <b>2,008</b> |



Division 11 Harris County Emerg Corps

# 911 STATISTICS REPORT FOR PERIOD 10-01-23 to 10-31-23

11/1/2023 8:50:09 AM Page 7 of 11

## PATIENT TRANSPORTS BY UNIT

| UNIT   | 01 | 02 | 03 | 04 | 05 | 06 | 07 | 08 | 09 | 10 | 11 | 12 | 13 | 14 | 15 | 16 | 17 | 18 | 19 | 20 | 21 | 22 | 23 | 24 | 25 | 26 | 27 | 28 | 29 | 30 | 31  | Total |     |   |   |
|--------|----|----|----|----|----|----|----|----|----|----|----|----|----|----|----|----|----|----|----|----|----|----|----|----|----|----|----|----|----|----|-----|-------|-----|---|---|
| EMS910 | 0  | 0  | 0  | 0  | 0  | 0  | 0  | 0  | 0  | 0  | 0  | 0  | 0  | 0  | 0  | 0  | 0  | 0  | 0  | 0  | 0  | 0  | 0  | 0  | 0  | 0  | 0  | 0  | 0  | 0  | 0   | 0     | 0   | 0 |   |
| EMS940 | 1  | 1  | 1  | 1  | 1  | 1  | 1  | 1  | 1  | 1  | 1  | 1  | 1  | 1  | 1  | 1  | 1  | 1  | 1  | 1  | 1  | 1  | 1  | 1  | 1  | 1  | 1  | 1  | 1  | 1  | 1   | 1     | 1   | 1 | 1 |
| EMS980 | 4  | 8  | 4  | 4  | 4  | 3  | 2  | 4  | 3  | 5  | 6  | 2  | 6  | 8  | 5  | 4  | 4  | 4  | 4  | 6  | 4  | 1  | 6  | 3  | 7  | 5  | 5  | 6  | 6  | 4  | 3   | 34    | 142 | 3 |   |
| M910   | 1  | 4  | 3  | 1  | 4  | 6  | 4  | 7  | 7  | 4  | 5  | 4  | 5  | 6  | 4  | 3  | 5  | 5  | 6  | 3  | 6  | 7  | 4  | 5  | 4  | 4  | 3  | 7  | 6  | 3  | 152 | 159   | 5   |   |   |
| M920   | 7  | 6  | 4  | 4  | 4  | 6  | 5  | 8  | 6  | 7  | 7  | 4  | 7  | 4  | 3  | 5  | 7  | 5  | 5  | 4  | 3  | 4  | 4  | 5  | 4  | 7  | 5  | 3  | 6  | 6  | 4   | 159   | 5   |   |   |
| M921   | 2  | 4  | 5  | 4  | 7  | 5  | 2  | 4  | 6  | 3  | 4  | 4  | 3  | 3  | 3  | 5  | 3  | 6  | 4  | 8  | 5  | 1  | 3  | 5  | 7  | 6  | 4  | 4  | 3  | 5  | 134 | 133   | 149 |   |   |
| M930   | 2  | 6  | 4  | 5  | 4  | 3  | 2  | 5  | 4  | 4  | 5  | 6  | 3  | 3  | 4  | 5  | 3  | 4  | 4  | 6  | 4  | 6  | 5  | 4  | 7  | 6  | 2  | 6  | 4  | 4  | 133 | 149   | 29  |   |   |
| M940   | 4  | 4  | 4  | 4  | 6  | 4  | 3  | 6  | 6  | 5  | 4  | 3  | 5  | 5  | 4  | 4  | 7  | 6  | 3  | 8  | 5  | 6  | 6  | 5  | 3  | 3  | 4  | 8  | 5  | 4  | 29  | 3     | 3   |   |   |
| M941   | 4  | 4  | 3  | 6  | 6  | 4  | 3  | 3  | 4  | 4  | 4  | 3  | 3  | 3  | 2  | 5  | 4  | 5  | 5  | 4  | 4  | 7  | 5  | 3  | 3  | 6  | 4  | 4  | 3  | 2  | 5   | 125   | 123 |   |   |
| M950   | 3  | 4  | 3  | 4  | 3  | 3  | 5  | 5  | 4  | 1  | 4  | 3  | 3  | 3  | 5  | 5  | 3  | 6  | 4  | 9  | 8  | 2  | 3  | 4  | 4  | 4  | 3  | 4  | 4  | 4  | 123 | 92    | 26  |   |   |
| M960   | 5  | 3  | 2  | 3  | 2  | 3  | 2  | 2  | 5  | 4  | 4  | 1  | 3  | 6  | 5  | 1  | 5  | 5  | 1  | 2  | 7  | 2  | 3  | 1  | 2  | 2  | 1  | 5  | 2  | 1  | 92  | 26    |     |   |   |
| M970   | 2  | 4  | 3  | 3  | 3  | 3  | 3  | 3  | 3  | 3  | 3  | 1  | 3  | 1  | 4  | 4  | 3  | 3  | 4  | 4  | 4  | 2  | 3  | 2  | 2  | 2  | 1  | 2  | 1  | 2  | 26  | 1,315 |     |   |   |
| Totals | 41 | 47 | 33 | 38 | 43 | 41 | 28 | 45 | 50 | 39 | 46 | 35 | 45 | 42 | 44 | 41 | 47 | 53 | 40 | 54 | 48 | 38 | 46 | 36 | 47 | 47 | 37 | 48 | 41 | 37 | 38  | 1,315 |     |   |   |



Division 11 Harris County Emerg Corps

# 911 STATISTICS REPORT FOR PERIOD 10-01-23 to 10-31-23

11/1/2023 8:50:09 AM Page 8 of 11

## TRANSPORT DESTINATION SUMMARY BY UNIT

| TRANSPORT DESTINATION                              | EMS910   | EMS940   | EMS980    | M91        | M910     | M92        | M920       | M921     | M93        | M930       | M94        | M940      | M941     | M95        | M96        | M97       | M980      | Total        |
|----------------------------------------------------|----------|----------|-----------|------------|----------|------------|------------|----------|------------|------------|------------|-----------|----------|------------|------------|-----------|-----------|--------------|
| ADVANCE DERMINTOLOGY                               |          |          |           |            |          |            |            |          |            |            | 1          |           |          |            |            |           |           | 1            |
| BEN TAUB HOSPITAL                                  |          |          |           |            |          | 2          |            |          |            |            |            |           |          | 1          |            |           |           | 3            |
| CHI ST LUKE'S MEDICAL CENTER                       |          |          | 3         | 3          |          |            | 1          |          | 9          | 11         |            |           |          | 1          | 1          | 2         |           | 3            |
| CHI ST LUKE'S VINTAGE                              |          |          |           |            |          |            | 1          |          |            |            |            |           |          | 1          | 14         | 1         |           | 43           |
| CHI ST LUKE'S WOODLANDS                            |          |          |           |            |          |            | 1          |          | 1          | 2          |            |           |          | 4          |            |           |           | 7            |
| CYPRESS CREEK HOSPITAL                             |          |          |           |            |          |            | 2          |          | 1          | 1          |            |           |          |            |            |           |           | 5            |
| ER DOC 247                                         |          |          |           |            |          |            |            |          |            | 1          |            |           |          |            |            |           |           | 1            |
| HCA CLEAR LAKE                                     |          |          |           |            |          |            |            |          |            |            |            |           |          | 1          |            |           |           | 1            |
| HCA ER 247 WILLOWBROOK                             |          |          | 1         | 1          |          | 5          | 5          |          |            |            | 12         |           |          |            |            | 4         |           | 29           |
| HCA ER FALLCREEK                                   |          |          |           | 1          |          |            |            |          | 4          |            |            |           |          |            | 1          | 1         |           | 7            |
| HCA HOUSTON ER 247                                 |          |          | 1         | 2          |          |            | 1          |          | 4          | 7          | 1          |           |          | 1          | 16         |           |           | 33           |
| HCA HOUSTON ER 249                                 |          |          |           |            |          |            | 12         |          | 23         | 34         | 5          | 1         | 1        | 79         | 12         |           |           | 277          |
| HCA HOUSTON HEALTHCARE NORTHWEST                   | 1        | 1        | 6         | 71         |          | 22         | 1          | 1        |            | 1          | 8          |           |          |            |            | 2         | 1         | 14           |
| HCA KINGWOOD MEDICAL CENTER                        |          |          |           |            |          | 1          |            |          |            |            | 1          |           |          |            |            | 1         |           | 3            |
| HEALTH ONE EMERGENCY CARE -KINGWOOD                |          |          |           |            |          | 7          | 4          |          |            |            | 2          |           |          |            |            | 6         |           | 21           |
| KINGWOOD EMERGENCY CENTER                          |          |          | 4         | 4          |          | 23         | 28         |          | 1          | 2          | 27         | 7         |          | 1          | 2          | 15        |           | 115          |
| KINGWOOD MEDICAL CENTER                            |          |          | 2         | 6          |          | 19         | 22         | 1        | 2          | 2          | 7          | 3         |          | 2          | 5          | 4         |           | 75           |
| LYNDON B JOHNSON GENERAL HOSPITAL                  |          |          |           |            |          |            |            |          |            |            |            |           |          |            |            |           |           | 1            |
| MID ANDERSON CANCER CENTER                         |          |          |           | 1          |          |            |            |          |            |            |            |           |          |            |            | 1         |           | 1            |
| MEMORIAL HERMAN PHYSICAL THERAPY                   |          |          |           |            |          |            |            |          |            | 1          |            |           |          |            |            |           |           | 1            |
| MEMORIAL HERMANN CONVENIENT CARE CENTER IN SPRING  |          |          |           |            |          |            |            |          |            |            |            |           |          |            |            |           |           | 1            |
| MEMORIAL HERMANN GREATER HEIGHTS                   |          |          |           | 5          |          | 1          | 3          |          | 1          | 2          |            |           |          |            | 2          |           |           | 15           |
| MEMORIAL HERMANN HOSPITAL                          | 1        |          |           | 4          | 1        | 4          | 2          |          | 1          | 2          | 1          | 2         |          | 1          | 1          |           |           | 20           |
| MEMORIAL HERMANN NORTHEAST                         |          |          |           | 5          | 2        | 56         | 68         | 4        | 2          |            | 76         | 11        | 2        | 3          | 1          | 49        |           | 297          |
| MEMORIAL HERMANN NORTHWEST                         |          |          |           |            |          |            |            |          |            | 4          |            |           |          |            |            |           |           | 4            |
| MEMORIAL HERMANN PARC                              |          |          |           |            |          |            |            |          |            |            |            | 1         |          |            |            |           |           | 1            |
| MEMORIAL HERMANN SUMMER CREEK EMERGENCY DEPARTMENT |          |          |           |            |          | 1          |            |          |            |            | 3          |           |          |            | 4          |           |           | 8            |
| MEMORIAL HERMANN THE WOODLANDS                     |          |          |           | 2          |          | 1          |            |          |            |            | 1          |           |          | 5          |            |           |           | 9            |
| METHODIST HOSPITAL                                 |          |          |           |            |          |            |            |          |            |            | 1          |           |          |            | 1          |           |           | 2            |
| METHODIST WILLOWBROOK                              | 1        | 1        | 7         | 26         |          | 5          | 3          |          | 78         | 54         | 1          |           |          | 7          | 59         |           |           | 244          |
| METHODIST WOODLANDS HOSPITAL                       |          |          |           | 3          |          |            |            |          |            |            |            |           |          |            |            |           |           | 9            |
| TEXAS CHILDRENS HOSPITAL                           |          |          |           | 1          |          | 2          |            |          | 1          | 1          | 1          |           |          | 2          | 1          | 1         |           | 10           |
| TEXAS CHILDRENS THE WOODLANDS CAMPUS               |          |          | 1         | 7          |          | 4          | 4          |          | 8          | 8          |            |           |          | 12         | 6          | 1         |           | 53           |
| VETERANS AFFAIRS MEDICAL CENTER                    |          |          |           |            |          |            |            |          |            |            |            | 1         |          |            |            |           |           | 1            |
| <b>Totals</b>                                      | <b>3</b> | <b>3</b> | <b>34</b> | <b>142</b> | <b>3</b> | <b>152</b> | <b>159</b> | <b>5</b> | <b>134</b> | <b>133</b> | <b>149</b> | <b>29</b> | <b>3</b> | <b>125</b> | <b>123</b> | <b>92</b> | <b>26</b> | <b>1,315</b> |



Division 11 Harris County Emerg Corps

# 911 STATISTICS REPORT FOR PERIOD 10-01-23 to 10-31-23

11/1/2023 8:50:09 AM Page 9 of 11

DHHMM:SS \* All units assigned to a response that went enroute in district, NO mutual aid responses

## AVERAGE HOSPITAL TO IN-SERVICE TIME

| Location Name                                      | Transports   | Average Duration | Longest Duration | Total Time At Hospital |
|----------------------------------------------------|--------------|------------------|------------------|------------------------|
| ADVANCE DERMINTOLOGY                               | 1            | 0:00:24:18       | 0:00:24:18       | 0:00:24:18             |
| BEN TAUB HOSPITAL                                  | 3            | 0:00:43:50       | 0:01:02:52       | 0:02:11:30             |
| CHI ST LUKE'S MEDICAL CENTER                       | 3            | 0:00:17:59       | 0:00:25:49       | 0:00:53:57             |
| CHI ST LUKE'S VINTAGE                              | 43           | 0:00:37:28       | 0:01:06:57       | 1:02:51:10             |
| CHI ST LUKE'S WOODLANDS                            | 7            | 0:00:33:07       | 0:00:56:05       | 0:03:51:53             |
| CYPRESS CREEK HOSPITAL                             | 5            | 0:00:08:17       | 0:00:13:23       | 0:00:41:28             |
| ER DOC 247                                         | 1            | 0:00:12:10       | 0:00:12:10       | 0:00:12:10             |
| HCA CLEAR LAKE                                     | 1            | 0:00:57:43       | 0:00:57:43       | 0:00:57:43             |
| HCA ER 247 WILLOWBROOK                             | 1            | 0:00:39:29       | 0:00:39:29       | 0:00:39:29             |
| HCA ER FALLCREEK                                   | 29           | 0:00:15:34       | 0:00:26:39       | 0:07:51:46             |
| HCA HOUSTON ER 247                                 | 7            | 0:00:24:13       | 0:00:32:40       | 0:02:49:36             |
| HCA HOUSTON ER 249                                 | 33           | 0:00:17:33       | 0:00:28:46       | 0:09:39:25             |
| HCA HOUSTON HEALTHCARE NORTHWEST                   | 277          | 0:00:34:55       | 0:01:22:09       | 6:16:38:41             |
| HCA KINGWOOD MEDICAL CENTER                        | 14           | 0:00:36:57       | 0:01:11:23       | 0:08:37:29             |
| HEALTH ONE EMERGENCY CARE - KINGWOOD               | 3            | 0:00:22:46       | 0:00:39:27       | 0:01:08:18             |
| KINGWOOD EMERGENCY CENTER                          | 21           | 0:00:33:07       | 0:01:08:29       | 0:11:35:40             |
| KINGWOOD MEDICAL CENTER                            | 115          | 0:00:34:31       | 0:01:19:33       | 2:18:11:15             |
| LYNDON B JOHNSON GENERAL HOSPITAL                  | 75           | 0:00:29:42       | 0:00:59:29       | 1:13:08:16             |
| MD ANDERSON CANCER CENTER                          | 1            | 0:00:22:35       | 0:00:22:35       | 0:00:22:35             |
| MEMORIAL HERMAN PHYSICAL THERAPY                   | 1            | 0:00:33:29       | 0:00:33:29       | 0:00:33:29             |
| MEMORIAL HERMANN CONVENIENT CARE CENTER IN SPRING  | 1            | 0:00:19:49       | 0:00:19:49       | 0:00:19:49             |
| MEMORIAL HERMANN GREATER HEIGHTS                   | 19           | 0:00:46:54       | 0:02:10:32       | 0:14:51:08             |
| MEMORIAL HERMANN HOSPITAL                          | 20           | 0:00:43:14       | 0:01:18:50       | 0:14:24:53             |
| MEMORIAL HERMANN NORTHEAST                         | 297          | 0:00:34:50       | 0:01:41:09       | 7:04:29:07             |
| MEMORIAL HERMANN PARC                              | 1            | 0:01:33:38       | 0:01:33:38       | 0:01:33:38             |
| MEMORIAL HERMANN SUMMER CREEK EMERGENCY DEPARTMENT | 8            | 0:00:14:56       | 0:00:29:19       | 0:01:59:33             |
| MEMORIAL HERMANN THE WOODLANDS                     | 9            | 0:00:32:45       | 0:00:42:36       | 0:04:54:45             |
| METHODIST HOSPITAL                                 | 2            | 0:00:20:58       | 0:00:30:40       | 0:00:41:56             |
| METHODIST WILLOWBROOK                              | 244          | 0:00:38:45       | 0:02:17:09       | 6:13:39:00             |
| METHODIST WOODLANDS HOSPITAL                       | 9            | 0:00:29:48       | 0:00:46:00       | 0:04:28:16             |
| TEXAS CHILDRENS HOSPITAL                           | 10           | 0:00:29:23       | 0:00:41:07       | 0:04:53:58             |
| TEXAS CHILDRENS THE WOODLANDS CAMPUS               | 53           | 0:00:27:29       | 0:00:45:04       | 1:00:16:40             |
| VETERANS AFFAIRS MEDICAL CENTER                    | 1            | 0:00:00:03       | 0:00:00:03       | 0:00:00:03             |
| <b>Totals</b>                                      | <b>1,315</b> |                  |                  |                        |



Division 11 Harris County Emerg Corps

# 911 STATISTICS REPORT FOR PERIOD 10-01-23 to 10-31-23

11/1/2023 8:50:09 AM Page 10 of 11

## NO TRANSPORT DISPOSITION SUMMARY BY UNIT

| NO TRANSPORT DISPOSITION        | EMS910   | EMS940   | EMS980    | M91       | M910     | M92        | M920      | M93       | M930      | M94        | M940     | M941     | M95       | M96       | M97       | M980      | Total      |
|---------------------------------|----------|----------|-----------|-----------|----------|------------|-----------|-----------|-----------|------------|----------|----------|-----------|-----------|-----------|-----------|------------|
| Accidental Activation           |          |          |           |           |          |            |           |           | 2         |            |          |          | 2         |           |           |           | 4          |
| Accidental Activation, Disregar |          |          |           |           |          |            |           |           |           |            |          |          |           |           | 1         |           | 1          |
| Alternative Disposition         |          |          |           |           |          |            |           |           |           |            |          |          |           |           |           |           | 1          |
| Call Cancelled                  |          |          |           |           |          |            |           |           |           |            |          |          |           |           |           |           | 4          |
| Call Complete                   |          |          | 1         | 4         | 4        | 3          | 4         | 4         | 1         | 7          |          |          | 3         |           |           |           | 27         |
| Call Reassigned                 | 1        | 4        | 1         | 6         | 1        | 6          | 4         | 3         | 6         | 2          | 1        | 1        | 3         | 4         | 3         | 1         | 47         |
| Call Referred                   | 1        |          | 4         | 10        | 4        | 9          | 3         | 3         | 3         | 15         |          |          | 6         | 1         | 1         |           | 57         |
| Call Unfounded                  |          |          |           | 2         | 1        | 2          | 1         | 2         | 2         | 1          |          |          | 1         |           | 1         |           | 10         |
| Death on Scene                  |          |          |           | 2         | 3        | 2          | 5         | 5         | 3         | 4          |          |          | 2         | 3         | 2         |           | 26         |
| Disregard                       | 1        |          | 5         | 11        | 1        | 13         | 8         | 12        | 5         | 11         | 1        |          | 11        | 10        | 5         | 1         | 95         |
| Disregard by Alarm Co           |          |          |           | 1         |          |            | 1         |           |           |            |          | 1        | 1         |           |           |           | 5          |
| Fire - Call Complete            |          |          |           |           |          |            | 2         |           | 1         |            |          |          |           |           |           |           | 3          |
| No Medical                      |          |          |           | 1         |          |            | 1         |           |           | 1          |          |          |           |           | 1         |           | 4          |
| No Patient Contact              |          |          | 1         | 6         | 1        | 8          | 2         | 2         | 2         | 4          |          |          | 4         | 6         | 2         | 1         | 39         |
| Patient Gone on Arrival         |          |          |           |           |          |            | 1         |           |           |            |          |          | 1         |           |           |           | 3          |
| Public Assist Only              |          |          |           |           |          |            | 1         |           | 1         |            |          |          |           |           |           |           | 4          |
| Refusal AMA                     | 3        |          | 11        | 34        | 4        | 42         | 34        | 33        | 26        | 60         | 5        | 1        | 22        | 31        | 32        | 5         | 343        |
| Refusal Parental                |          |          |           | 2         | 2        | 2          | 2         | 3         | 1         | 3          |          |          | 5         | 3         | 3         |           | 24         |
| Test Call                       |          |          |           |           |          |            |           |           |           |            |          |          |           |           |           |           | 1          |
| Unspecified                     | 2        |          | 2         | 15        | 18       | 12         | 11        | 10        | 10        | 13         | 1        | 1        | 4         | 13        | 8         | 4         | 114        |
| <b>Totals</b>                   | <b>8</b> | <b>4</b> | <b>25</b> | <b>94</b> | <b>7</b> | <b>105</b> | <b>83</b> | <b>78</b> | <b>63</b> | <b>123</b> | <b>8</b> | <b>4</b> | <b>66</b> | <b>72</b> | <b>60</b> | <b>12</b> | <b>812</b> |



Division 11 Harris County Emerg Corps

# 911 STATISTICS REPORT FOR PERIOD 10-01-23 to 10-31-23

11/1/2023 8:50:09 AM Page 11 of 11

## MUTUAL AID PROVIDED BY YOUR DISTRICT

| Incident ID | Date       | Time     | Shift | Unit | Problem                       | Provided To       | Map       | Call Disposition      |
|-------------|------------|----------|-------|------|-------------------------------|-------------------|-----------|-----------------------|
| 23-10-52168 | 10/02/2023 | 11:17:48 | A     | M95  | 25A01 PSYCHIATRIC             | HC-Agency Unknown | NOT FOUND | CALL COMPLETE         |
| 23-10-52197 | 10/02/2023 | 13:53:01 | A     | M97  | 32B2 UNKNOWN PROBLEM          | Atascocita FD     | 377J      | DISREGARD             |
| 23-10-52224 | 10/02/2023 | 16:56:04 | A     | M97  | 26A11 MEDICAL CALL            | Atascocita FD     | 377C      | CALL COMPLETE         |
| 23-10-52908 | 10/06/2023 | 14:10:18 | C     | M97  | 31D2 UNCONSCIOUS PARTY        | Atascocita FD     | 377J      | CALL COMPLETE         |
| 23-10-52994 | 10/07/2023 | 02:57:05 | C     | M97  | 10D05 CARDIAC                 | Atascocita FD     | 376M      | REFUSAL AMA           |
| 23-10-53176 | 10/08/2023 | 08:29:31 | A     | M97  | 12A04E SEIZURES               | HC-Agency Unknown | 296W      | CALL OUT OF TERRITORY |
| 23-10-53422 | 10/09/2023 | 16:41:18 | B     | M97  | 17B01 INJ. PARTY FROM A FALL  | Atascocita FD     | 377J      | CALL COMPLETE         |
| 23-10-53931 | 10/12/2023 | 17:49:09 | C     | M97  | PSYCHIATRIC                   | Atascocita FD     | 376G      | CALL COMPLETE         |
| 23-10-54040 | 10/13/2023 | 11:52:56 | D     | M97  | 17B01 INJ. PARTY FROM A FALL  | Atascocita FD     | 337Y      | CALL COMPLETE         |
| 23-10-54066 | 10/13/2023 | 14:05:02 | D     | M97  | RESPIRATORY                   | Atascocita FD     | 376G      | REFUSAL AMA           |
| 23-10-54106 | 10/13/2023 | 17:47:59 | D     | M94  | 2D02 ALLERGIC REACTION        | Atascocita FD     | 376E      | CALL COMPLETE         |
| 23-10-54410 | 10/15/2023 | 12:38:51 | D     | M97  | 17D04G INJ. PARTY FROM A FALL | Atascocita FD     | 377J      | CALL COMPLETE         |
| 23-10-54560 | 10/16/2023 | 09:06:40 | A     | M97  | 10C03 CARDIAC                 | Atascocita FD     | 377K      | REFUSAL AMA           |
| 23-10-55417 | 10/21/2023 | 09:35:33 | D     | M97  | 17A04G INJ. PARTY FROM A FALL | Atascocita FD     | 377K      | REFUSAL AMA           |
| 23-10-55936 | 10/23/2023 | 23:35:07 | D     | M94  | 26C01 MEDICAL CALL            | Atascocita FD     | 337Y      | REFUSAL AMA           |
| 23-10-56053 | 10/24/2023 | 16:59:26 | A     | M91  | 10D04 CARDIAC                 | HC-Agency Unknown | NOT FOUND | CALL COMPLETE         |
| 23-10-56197 | 10/25/2023 | 13:04:39 | B     | M97  | 28C01J CVA NOT ALERT          | Atascocita FD     | 377D      | CALL COMPLETE         |
| 23-10-56426 | 10/26/2023 | 18:41:06 | A     | M97  | 10D04 CARDIAC                 | Atascocita FD     | 376M      | CALL COMPLETE         |
| 23-10-56547 | 10/27/2023 | 14:04:56 | B     | M97  | 29A02V MOTOR VEHICLE ACCIDENT | Atascocita FD     | 377G      | CALL COMPLETE         |
| 23-10-56556 | 10/27/2023 | 15:21:42 | B     | M97  | 18C01F HEADACHE               | Atascocita FD     | 377J      | CALL COMPLETE         |
| 23-10-56723 | 10/28/2023 | 13:00:37 | C     | M97  | 1C06 MEDICAL CALL             | Atascocita FD     | 377J      | CALL COMPLETE         |
| 23-10-56908 | 10/29/2023 | 13:12:09 | D     | M97  | PSYCHIATRIC                   | Atascocita FD     | 377J      | REFUSAL PARENTAL      |
| 23-10-57132 | 10/30/2023 | 23:29:48 | C     | M97  | 1A01 MEDICAL CALL             | Atascocita FD     | 377K      | CALL COMPLETE         |

Total Mutual Aid Responses Provided By Your District: 23