



Harris County Emergency Services District 1  
2800 Aldine Bender Road  
Houston, Texas 77032

**REGULAR BOARD MEETING  
September 26, 2023  
ROLL CALL OF COMMISSIONERS**

APPROVED  
Harris County ESD #1  
Board of Commissioners

- CATHY SUNDAY, PRESIDENT
- SHIRLEY REED, VICE PRESIDENT
- FRED SCIBUOLA, TREASURER
- VIRGINIA BAZAN, SECRETARY
- PETE SERNA, ASSISTANT TREASURER
- CARYN PAPANTONAKIS, LEGAL COUNSEL TO BOARD
- MELISSA MORTON, CPA TO THE BOARD

SEP 26 2023

President: *[Signature]*  
Secretary: *[Signature]*

~~~~~

- JEREMY HYDE, HCEC PRESIDENT
- HEATH WHITE, HCEC VP OF OPERATIONS
- KEIR VERNON, HCEC VP OF ADMINISTRATION
- MARK SMITH, HCEC GENERAL COUNSEL



HARRIS COUNTY EMERGENCY SERVICES DISTRICT #1

BOARD OF COMMISSIONERS  
REGULAR MEETING

Meeting Date: Tuesday, September 26, 2023  
Meeting Time: 10:00 a.m.  
Posting Date: Wednesday, September 20, 2023

Location: 2800 Aldine Bender Road  
Houston, Texas 77032

AGENDA

APPROVED  
Harris County ESD #1  
Board of Commissioners

SEP 26 2023

President: [Signature]

Secretary: Lucyia Bazem

1. Call to order
2. Moment of Silence and Pledge of Allegiance
3. Roll Call of Commissioners
4. Adoption of agenda
5. Open Forum\*
6. Open Comments from the Board of Commissioners
7. Review and possibly approve all Meeting Minutes
8. Report from Building Committee
9. Possible action on Building Committee report
10. Discuss and possibly approve the Morton Accounting Services' monthly report and authorize payment of bills
11. Possible action on The Morton Accounting Services' monthly report
12. Discuss and possibly approve 2024 budget
13. Discuss and propose 2023 Tax Rate
14. Discuss and possibly approve purchase of ambulance chassis
15. Harris County Emergency Corps Report (JH)
16. Possible action on Harris County Emergency Corps Report
17. Adjourn to closed session
  - a. Meeting closed for the purposes to deliberate the appointment, employment, evaluation, reassignment, duties, discipline, or dismissal of a public employee, up to and including Commissioners, Executive Director, Director(s) and potential appointees to the Board of Commissioners - Tex. Gov't Code § 551.074(a) (1).
  - b. Confer with attorney re: pending or threatened litigation - Tex. Gov't Code § 551.071(1) (A).
  - c. Receive advice from attorney regarding legal issues - Tex. Gov't Code § 551.071(2).
  - d. Discussion regarding the purchase, exchange, lease, or value of real property - Tex. Gov't Code § 551.072.
18. Possible action on closed session
19. Announce next Board meeting
20. Adjourn

HARRIS COUNTY EMERGENCY SERVICES  
DISTRICT #1

[Signature]  
Caryn Papantonakis  
Attorney for the District



SEAL

\*Persons wishing to speak before the board may speak one time only and will be limited to 5 minutes per speaker



SEP 26 2023

President: *[Signature]*

Secretary: *[Signature]*

**HARRIS COUNTY EMERGENCY SERVICES DISTRICT #1  
BOARD OF COMMISSIONERS  
REGULAR MEETING  
MINUTES – August 29, 2023**

1. **Call to Order:** Cathy Sunday called the meeting to order at 10:01 am.
2. **Moment of Silence and Pledge of Allegiance:** Cathy Sunday called for a moment of silence and followed with the Pledge of Allegiance at 10:01 am.
3. **Roll Call of Commissioners:** Present at call to order were HCESD-1 Commissioners: President Cathy Sunday, Vice President Shirley Reed, Treasurer Fred Scibuola, Asst. Treasurer Pete Serna and Melissa Morton with The Morton Accounting along with Legal Counsel Caryn Papantonakis. Also present were Harris County Emergency Corps (HCEC) personnel: President Jeremy Hyde, Vice President of Administration Keir Vernon and Executive Assistant Michelle Sterling along with Legal Counsel Mark Smith. Secretary Virginia Bazan was not present.
4. **Adoption of Agenda:** Fred Scibuola made a motion to adopt the agenda as presented. Motion carried.
5. **Open Forum:** None.
6. **Open Comments from the Board of Commissioners:** None.
7. **Review and possibly approve all Meeting Minutes:** Motion to approve regular meeting minutes from July 27, 2023 as presented was made by Fred Scibuola. Motion carried. Motion to approve special meeting minutes from August 8, 2023 with amendment to time change to p.m. on Agenda item # 1 and 2 was made by Fred Scibuola. Motion carried.
8. **Report from Building Committee:** Good progress has been made the last couple of weeks and expecting permit approval any day now. Jeremy Hyde stated that we are releasing funds to Centerpoint this week. The air condition at 92 and 94 has been ongoing. Justin Martinez says: 92 and 94 have a combination of 3 things: design flaws, equip and installation flaws, minor operator flaws. Design- the building's upper half is metal wall paneling; current construction would include a specific type of board behind that but it was not a requirement for code back then so it was not done. The humidity inside the room is surface and shouldn't be penetrating walls. Will do a mold test at a later point and will have a 3<sup>rd</sup> party person check behind walls. There is open-air return meaning above the ceilings there was no duct- last summer they went in and created duct return hoping that would fix the issue. It helped but it was not a final solution to correct humidity levels. They have continued to make adjustments. Another part of the problem is that most buildings are designed to be set around 72 degrees. Lowering the temperature can add to the problem considering Texas climate. They have added exhaust fans, replaced air dryers and copper tubing, and added 3 dehumidifiers. Checked yesterday and recorded that humidity levels have dropped 20%. They are confident moving forward ordering all necessary equipment for Station 94 now that testing has been completed at Station 92. There should be no concerns for Station 93 and 96 as there are different designs and equipment. Recommendation for testing on 92, wall testing with hygienist should be completed in a couple months after making sure surface level issues are no longer visible. Mr. Hyde received color options for new stations to match closest with those at station 97. He presented options to the Board for selection and they chose the color option closest to maroon.



9. **Possible action on Building Committee report:** None.
10. **Discuss and possibly approve construction photography services:** Mr. Hyde said that this is the same company that was employed for prior stations. Caryn Papantonakis will review the documents and give approval. Motion to approve construction photography services pending Mrs. Papantonakis' approval, including any essential amendments, was made by Shirley Reed. Motion carried.
11. **Discuss and possibly approve The Morton Accounting Services' monthly report and authorize payment of bills:** Melissa Morton stated that at the beginning of July, the Harris County Emergency Services District No 1 (HCESD No 1) beginning Operating Fund Balance was \$23,519,947. During the month, HCESD No 1 received \$251,601 in revenue – the majority of which came from interest income. HCESD No 1 processed \$1,813,510 in disbursements during the month. The ending balance as of July 31, 2023 is \$21,958,038. During July, the opening balance for the Texas Class Prime Investment account was \$22,871,698. We received \$27,907 in interest from the CIP account and \$74,777 from the general texpool account. The ending interest rate was 5.3245%. The ending balance for July was \$21,674,382. The invoices pending board approval total \$1,709,443. \$1,350 added to unpaid bills for outstanding invoice that was received after financials were completed. Motion to approve the monthly report and authorize payment of bills was made by Fred Scibuola. Motion passed.
12. **Possible action on The Morton Accounting Services' monthly report:** Pete Serna made a motion to move half the funds into the government fund account. Motion carried. Melissa Morton completed the transaction.
13. **Harris County Emergency Corps Report:** HCEC report was given by Mr. Hyde as follows:
  - HCEC responded to 2165 911 calls this month, compared to 2277 in the previous month. Response time is 8:31.
  - HCEC held the second Trimester CE for our medically credentialed staff. We require all medical staff members to attend these 3 trainings per year to catch up on the latest trends with HCEC medicine.
  - Willie Sanders inspected the first soon-to-be completed remount ambulance and reported that it was nicely done with good quality standards.
  - Construction Masters continues to work to fix the humidity problem at Stations 92 and 94
  - HCEC is implementing a new checklist system for disaster preparedness. This was initiated by Dr. Decker and was adopted by all departments.
  - Vehicle Accidents last month: 0
  - Vehicle Maintenance Reports last month: 27
14. **Possible action on Harris County Emergency Corps Report:** None.
15. **Adjourn to closed session:** None.
16. **Possible action on closed session:** None.
17. **Announce next Board meeting:** The Regular Board of Commissioners meeting will be held on Tuesday, September 26, 2023 at 10:00 am.
18. **Adjourn:** Fred Scibuola made a motion to adjourn. Motion carried. Meeting adjourned at 11:11 am.





## MONTHLY STATUS REPORT

This is a status summary for HCESD1 – Station #93 for the period referenced in the table below, but may include information that has become available prior to issuance in order to provide an up-to-date and accurate account of the project status. This status summary is prepared by AGCM, Inc. for documentation, reference and use by Harris County ESD #1. Statistics presented in this report are subjective and provided as an indicator of progress and project performance.

### HCESD1 – Station #93

PERIOD: 09/01/2023-09/30/2023

OWNER: Harris County ESD #1 POC: Jeremy Hyde  
 DESIGN/BUILD TEAM: Construction Masters of Houston, Inc. POC: Dennis Busby

NTP: 06/20/2023 ORIGINAL CONTRACT: \$3,200,000.00  
 ORIGINAL COMPLETION: 06/19/2024 CURRENT CONTRACT: \$3,200,000.00  
 DAYS EXTENDED: DELIVERY METHOD: Design-Build  
 CURRENT COMPLETION: 09/03/2024 CONTRACT TYPE: Stipulated Sum

### PROJECT HEALTH INDICATOR

| METRIC       | POOR | AT RISK | AVERAGE | GOOD | EXCELLENT |
|--------------|------|---------|---------|------|-----------|
| BUDGET:      |      |         |         | X    |           |
| SCHEDULE     |      |         |         | X    |           |
| CONFORMANCE: |      |         |         | X    |           |
| QUALITY:     |      |         |         | X    |           |



## I. Project Schedule Review

- a. Milestones Achieved to Date
  - i. Release Subcontractors – 7/21/23
  - ii. Receipt of HC Engineering Permit – 9/11/23 (awaiting Fire Marshall review/release)
  - iii. Pre-Construction Kick-Off Meeting – 9/19/23
  - iv. Submittal reviews - ongoing
  - v. Pre-Engineered Metal Building submittal review/release – 1/7 ship date
  - vi. Gas Fired Generator submittal review/release – 54 week lead time
- b. Milestones Anticipated Next Period
  - i. Mobilization, construction facility installation, and existing utility disconnect after owner move out– starting 10/2/23 (construction facility to be installed at the back of the property)
  - ii. Demolition of existing structure – starting 10/19/23
- c. Schedule Performance (baseline vs actual)
  - i. The original NTP was documented as 6/20/23 at the acceptance of the GMP. Jeremy Hyde has agreed to amend the NTP to 10/2/23 at the next board meeting. Current scheduled substantial completion date is 9/3/24.

## II. Budget Status

- a. Current Contract Value: \$3,200,000.00
- b. Approved Net Changes: \$0.00
- c. Revised Total Amount: \$3,200,000.00
- d. Amount Used-to-Date (including retainage): \$47,974.00
- e. Retainage (5%): \$2,398.70
- f. Amount Used-to-Date (excluding retainage): \$45,575.30
- g. Balance (including retainage): \$3,154,424.70
- h. Completion %: 1.50%
- i. Comments
  - i. A windstorm engineer will be needed for both stations. This was previously not included in Construction Masters' contract. We have recommended that Construction Masters contract and coordinate directly. They have received a windstorm engineer quote for this station totaling \$6,600. Construction Masters is currently working on change order pricing to include this and items that they are indicating changed during permitting.



III. Pending Issues

- a. Fire Marshall review and release of permit – The design/build team expects to hear back from them during the week starting 9/25/23.

IV. HCESD1 Action Items

- a. Utility coordination – Owner to call for power and gas meters to be removed and service drops disconnected once they have moved out.
- b. Existing generator – Construction Masters has agreed to disconnect and load the existing generator on an owner provided trailer. Timing of this will need to be coordinated.





## MONTHLY STATUS REPORT

This is a status summary for HCESD1 – Station #96 for the period referenced in the table below, but may include information that has become available prior to issuance in order to provide an up-to-date and accurate account of the project status. This status summary is prepared by AGCM, Inc. for documentation, reference and use by Harris County ESD #1. Statistics presented in this report are subjective and provided as an indicator of progress and project performance.

### HCESD1 – Station #96

PERIOD: 09/01/2023-09/30/2023

OWNER: Harris County ESD #1  
 DESIGN/BUILD TEAM: Construction Masters of Houston, Inc.

POC: Jeremy Hyde  
 POC: Dennis Busby

NTP: 06/20/2023  
 ORIGINAL COMPLETION: 06/19/2024  
 DAYS EXTENDED:  
 CURRENT COMPLETION: 06/06/2024

ORIGINAL CONTRACT: \$3,719,000.00  
 CURRENT CONTRACT: \$3,719,000.00  
 DELIVERY METHOD: Design-Build  
 CONTRACT TYPE: Stipulated Sum

### PROJECT HEALTH INDICATOR

| METRIC       | POOR | AT RISK | AVERAGE | GOOD | EXCELLENT |
|--------------|------|---------|---------|------|-----------|
| BUDGET:      |      |         |         | X    |           |
| SCHEDULE     |      |         |         | X    |           |
| CONFORMANCE: |      |         |         | X    |           |
| QUALITY:     |      |         |         | X    |           |



## I. Project Schedule Review

- a. Milestones Achieved to Date
  - i. Release Subcontractors – 7/21/23
  - ii. Receipt of HC Engineering Permit – 9/11/23 (awaiting Fire Marshall review/release)
  - iii. Pre-Construction Kick-Off Meeting – 9/19/23
  - iv. Submittal reviews - ongoing
  - v. Pre-Engineered Metal Building submittal review/release – 12/7 ship date
  - vi. Gas Fired Generator submittal review/release – 30 week lead time
- b. Milestones Anticipated Next Period
  - i. Mobilization and existing utility disconnect after owner move out – starting 10/2/23
  - ii. Begin building pad/foundation work – starting 10/2/23
  - iii. Drill piers – starting 10/11/23
- c. Schedule Performance (baseline vs actual)
  - i. The original NTP was documented as 6/20/23 at the acceptance of the GMP. Jeremy Hyde has agreed to amend the NTP to 10/2/23 at the next board meeting. Current scheduled substantial completion date is 6/6/24.

## II. Budget Status

- a. Original Approved Amount: \$3,719,000.00
- b. Approved Net Changes: \$0.00
- c. Revised Total Amount: \$3,719,000.00
- d. Amount Used-to-Date (including retainage): \$53,635.00
- e. Retainage (5%): \$2,681.75
- f. Amount Used-to-Date (excluding retainage): \$50,953.25
- g. Balance (including retainage): \$3,668,046.75
- h. Completion %: 1.44%
- i. Comments
  - i. A windstorm engineer will be needed for both stations. This was previously not included in Construction Masters' contract. We have recommended that Construction Masters contract and coordinate directly. They have received a windstorm engineer quote for this station totaling \$6,600. Construction Masters is currently working on change order pricing to include this and items that they are indicating changed during permitting.



III. Pending Issues

- a. Fire Marshall review and release of permit – The design/build team expects to hear back from them during the week starting 9/25/23.

IV. HCESD1 Action Items

- a. Utility coordination – Owner to call for gas meters to be removed and service drops disconnected once they have moved out. Power to remain for now while Construction Masters uses the existing structure as their construction facility.
- b. Existing generator – Construction Masters has agreed to disconnect and load the existing generator on an owner provided trailer. Timing of this will need to be coordinated.





**AG|CM, Inc.**

P.O. Box 2682  
 1101 Ocean Drive (78404)  
 Corpus Christi, TX 78403  
 361-882-0469

Harris County ESD #1  
 Attn: Jeremy Hyde  
 2800 Aldine Bender Rd.  
 Houston, TX 77032

Invoice number 10650  
 Date 09/01/2023

Project **22-012P Harris County ESD 1 Stations  
 93 and 96**

Billing Period 07/31/2023 - 08/31/2023

**Invoice Summary**

| Description                       | Contract Amount | Total Billed | Prior Billed | Current Billed | Remaining  | Percent Complete |
|-----------------------------------|-----------------|--------------|--------------|----------------|------------|------------------|
| <b>PROJECT MANAGEMENT SUPPORT</b> | 259,140.00      | 134,695.15   | 129,512.40   | 5,182.75       | 124,444.85 | 51.98            |
| Total                             | 259,140.00      | 134,695.15   | 129,512.40   | 5,182.75       | 124,444.85 | 51.98            |

**Professional Fees**

|                            | Hours | Rate   | Billed Amount   |
|----------------------------|-------|--------|-----------------|
| Design Manager - AIA       |       |        |                 |
| Paul E. Kullman            | 7.00  | 157.00 | 1,099.00        |
| Project Manager            |       |        |                 |
| Dhinaker Thangavelu        | 8.75  | 135.00 | 1,181.25        |
| Laura C. Torres            | 21.50 | 135.00 | 2,902.50        |
| Professional Fees subtotal | 37.25 |        | 5,182.75        |
| Invoice total              |       |        | <b>5,182.75</b> |

**Aging Summary**

| Invoice Number | Invoice Date | Outstanding | Current  | Over 30 | Over 60 | Over 90 | Over 120 |
|----------------|--------------|-------------|----------|---------|---------|---------|----------|
| 10650          | 09/01/2023   | 5,182.75    | 5,182.75 |         |         |         |          |
|                | Total        | 5,182.75    | 5,182.75 | 0.00    | 0.00    | 0.00    | 0.00     |

Approved by:

Christopher L. Majors  
 Vice President of East & South Regions

*NOTE:*

*Please send all accounts receivable correspondent to ar@agcm.com.*

*IMPORTANT PAYMENT INFORMATION:*

*Please call to verify any changes to our ACH information at 361-882-0469 ext 311 or 361-215-1533 (Brenda Brewer's cell) prior to making the changes.*

*REMIT PAYMENT TO:*

*AGICM, Inc.  
P.O. Box 2682  
Corpus Christi, TX 78403*

**Invoice Supporting Detail**

**22-012P Harris County ESD 1 Stations 93 and 96  
 PROJECT MANAGEMENT SUPPORT  
 Preconstruction & Design**

Phase Status: Active

Billing Cutoff: 08/31/2023

| Date | Units | Rate | Amount |
|------|-------|------|--------|
|------|-------|------|--------|

**Labor** WIP Status: Billable

Design Manager - AIA

Paul E. Kullman

|                                      |            |      |        |        |
|--------------------------------------|------------|------|--------|--------|
| Billable Time                        | 07/31/2023 | 0.50 | 157.00 | 78.50  |
| <i>Emails and calls</i>              |            |      |        |        |
| Billable Time                        | 08/01/2023 | 1.00 | 157.00 | 157.00 |
| <i>Emails and calls</i>              |            |      |        |        |
| Billable Time                        | 08/02/2023 | 0.50 | 157.00 | 78.50  |
| <i>Emails and calls</i>              |            |      |        |        |
| Billable Time                        | 08/08/2023 | 1.00 | 157.00 | 157.00 |
| <i>Preconstruction TEAMS Meeting</i> |            |      |        |        |
| Billable Time                        | 08/09/2023 | 0.50 | 157.00 | 78.50  |
| <i>Emails and Calls</i>              |            |      |        |        |
| Billable Time                        | 08/11/2023 | 0.50 | 157.00 | 78.50  |
| <i>Emails and Calls</i>              |            |      |        |        |
| Billable Time                        | 08/29/2023 | 1.00 | 157.00 | 157.00 |
| <i>Emails and calls</i>              |            |      |        |        |
| Billable Time                        | 08/30/2023 | 1.00 | 157.00 | 157.00 |
| <i>Emails and calls</i>              |            |      |        |        |
| Billable Time                        | 08/31/2023 | 1.00 | 157.00 | 157.00 |
| <i>Emails and calls</i>              |            |      |        |        |

Subtotal **7.00** **1,099.00**

Project Manager

Dhinaker Thangavelu

|                                                                                                         |            |      |        |        |
|---------------------------------------------------------------------------------------------------------|------------|------|--------|--------|
| Billable Time                                                                                           | 08/04/2023 | 1.00 | 135.00 | 135.00 |
| <i>Emails and phone calls pertaining to retainage reduction and pending Substantial Completion List</i> |            |      |        |        |
| Billable Time                                                                                           | 08/07/2023 | 2.00 | 135.00 | 270.00 |
| <i>Plan review &amp; page turner with Laura and Vince</i>                                               |            |      |        |        |
| Billable Time                                                                                           | 08/08/2023 | 1.50 | 135.00 | 202.50 |
| <i>Update Meeting - Permits, start of construction discussion, MUD &amp; utility coordination.</i>      |            |      |        |        |
| Billable Time                                                                                           | 08/14/2023 | 0.50 | 135.00 | 67.50  |
| <i>Review Pre-con Agenda</i>                                                                            |            |      |        |        |
| Billable Time                                                                                           | 08/25/2023 | 3.75 | 135.00 | 506.25 |
| <i>Ribbon Cutting Ceremony</i>                                                                          |            |      |        |        |

Subtotal **8.75** **1,181.25**

Laura C. Torres

|                                                                                                                                                                                                                                                                                                                                                                                                 |            |      |        |        |
|-------------------------------------------------------------------------------------------------------------------------------------------------------------------------------------------------------------------------------------------------------------------------------------------------------------------------------------------------------------------------------------------------|------------|------|--------|--------|
| Billable Time                                                                                                                                                                                                                                                                                                                                                                                   | 07/31/2023 | 3.00 | 135.00 | 405.00 |
| <ol style="list-style-type: none"> <li>1. HC ESD 1 - EMS 93 &amp; 96 Construction Masters contract review for structural engineer.</li> <li>2. HC ESD 1 - EMS 93 &amp; 96 Construction Masters RFQ review for structural engineer.</li> <li>3. HC ESD 1 - EMS 93 &amp; 96 windstorm coordination with Paul K..</li> <li>4. HC ESD 1 - EMS 93 &amp; 96 revised hardware specs review.</li> </ol> |            |      |        |        |
| Billable Time                                                                                                                                                                                                                                                                                                                                                                                   | 08/01/2023 | 1.00 | 135.00 | 135.00 |
| 1. HC ESD 1 - EMS 93 and 96 Permit Update with Paul K.                                                                                                                                                                                                                                                                                                                                          |            |      |        |        |



**Invoice Supporting Detail**

**22-012P Harris County ESD 1 Stations 93 and 96**  
**PROJECT MANAGEMENT SUPPORT**  
**Preconstruction & Design**

Phase Status: Active

Billing Cutoff: 08/31/2023

| Date | Units | Rate | Amount |
|------|-------|------|--------|
|------|-------|------|--------|

**Labor** WIP Status: Billable

Project Manager

Laura C. Torres

|                                                                                                                                                                                                                                                                                                                                                                                                                |            |      |              |                 |
|----------------------------------------------------------------------------------------------------------------------------------------------------------------------------------------------------------------------------------------------------------------------------------------------------------------------------------------------------------------------------------------------------------------|------------|------|--------------|-----------------|
| Billable Time                                                                                                                                                                                                                                                                                                                                                                                                  | 08/03/2023 | 1.00 | 135.00       | 135.00          |
| 1. HCESD1 - EMS 93 & 96 Coordination with Dhinaker & Vince                                                                                                                                                                                                                                                                                                                                                     |            |      |              |                 |
| Billable Time                                                                                                                                                                                                                                                                                                                                                                                                  | 08/04/2023 | 1.00 | 135.00       | 135.00          |
| 1. HC ESD 1 - EMS 93 & 96 Notice to proceed coordination with Dhinaker.<br>2. HC ESD 1 - EMS 93 & 96 meeting coordination with Vince.                                                                                                                                                                                                                                                                          |            |      |              |                 |
| Billable Time                                                                                                                                                                                                                                                                                                                                                                                                  | 08/07/2023 | 5.00 | 135.00       | 675.00          |
| 1. HC ESD 1 - EMS 93 & 96 Jobsite plan review.<br>2. HC ESD 1 - EMS 93 & 96 Notice to proceed distribution and coordination.<br>3. HC ESD 1 - EMS 93 and 96 ATS and Generator submittals coordination with Paul K.<br>4. HC ESD 1 - EMS 93 & 96 Coordination with GC on contact information for distribution lists.<br>5. HC ESD 1 - EMS 93 & 96 Preconstruction Agenda coordination with Dhinaker T & Paul K. |            |      |              |                 |
| Billable Time                                                                                                                                                                                                                                                                                                                                                                                                  | 08/08/2023 | 1.00 | 135.00       | 135.00          |
| 1. HC ESD 1 - EMS 96 & 93 Update meeting (unofficial kick off mtg with GC & Architect)                                                                                                                                                                                                                                                                                                                         |            |      |              |                 |
| Billable Time                                                                                                                                                                                                                                                                                                                                                                                                  | 08/09/2023 | 1.00 | 135.00       | 135.00          |
| 1. HC ESD 1 EMS 96 - MHRMUD Utility Availability Letter update.<br>2. HC ESD 1 Station #96 - Harris County update from Joel S.                                                                                                                                                                                                                                                                                 |            |      |              |                 |
| Billable Time                                                                                                                                                                                                                                                                                                                                                                                                  | 08/10/2023 | 1.00 | 135.00       | 135.00          |
| 1. HC ESD 1 - EMS 92 & 96 Center Point agreement review.                                                                                                                                                                                                                                                                                                                                                       |            |      |              |                 |
| Billable Time                                                                                                                                                                                                                                                                                                                                                                                                  | 08/14/2023 | 3.00 | 135.00       | 405.00          |
| 1. HCESD 1 - EMS 93 & 96 Precon Agenda Update<br>2. HCESD 1 - EMS 93 & 96 project coordination with Vince G.<br>3. HCESD 1 - EMS 93 & 96 Submittal files to Sharefile.<br>4. HCESD 1 - EMS 93 & 96 Asbestos Letters review.                                                                                                                                                                                    |            |      |              |                 |
| Billable Time                                                                                                                                                                                                                                                                                                                                                                                                  | 08/15/2023 | 1.00 | 135.00       | 135.00          |
| 1. HCESD 1 - EMS 93 & 96 NTP coordination with Paul.<br>2. HC ESD 1 - EMS 93 & 96 Preconstruction Agenda distribution to GC.                                                                                                                                                                                                                                                                                   |            |      |              |                 |
| Billable Time                                                                                                                                                                                                                                                                                                                                                                                                  | 08/16/2023 | 1.00 | 135.00       | 135.00          |
| 1. HC ESD 1 - EMS 93 & 96 meeting coordination with Vince for overall project.<br>2. HC ESD #1 - EMS Station #93- 26 32 13.01.A - Natural Gas Standby Generating Sets and Transfer Switch- Architects reponse review                                                                                                                                                                                           |            |      |              |                 |
| Billable Time                                                                                                                                                                                                                                                                                                                                                                                                  | 08/22/2023 | 1.50 | 135.00       | 202.50          |
| 1. EMS 96 & 93 Update Meeting<br>2. EMS 96 & 93 Update Meeting 8/22 Agenda review                                                                                                                                                                                                                                                                                                                              |            |      |              |                 |
| Billable Time                                                                                                                                                                                                                                                                                                                                                                                                  | 08/23/2023 | 1.00 | 135.00       | 135.00          |
| 1. HCESD 1 - EMS 93 & 96 - Meeting Minute coordination with Vince G.                                                                                                                                                                                                                                                                                                                                           |            |      |              |                 |
| Subtotal                                                                                                                                                                                                                                                                                                                                                                                                       |            |      | <b>21.50</b> | <b>2,902.50</b> |
| Labor total                                                                                                                                                                                                                                                                                                                                                                                                    |            |      | <b>37.25</b> | <b>5,182.75</b> |

**PROJECT MANAGEMENT SUPPORT**  
**Construction Phase**

Phase Status: Work Hold

Billing Cutoff: 08/31/2023

| Date | Units | Rate | Amount |
|------|-------|------|--------|
|------|-------|------|--------|

WIP Status:

Subtotal **0.00**

**Invoice Supporting Detail**

22-012P Harris County ESD 1 Stations 93 and 96  
 PROJECT MANAGEMENT SUPPORT  
 Construction Phase

Phase Status: Work Hold

Billing Cutoff: 08/31/2023

| Date  | Units | Rate | Amount |
|-------|-------|------|--------|
| total |       |      | 0.00   |

PROJECT MANAGEMENT SUPPORT  
 Survey Service at 1.10

Phase Status: Active

Billing Cutoff: 08/31/2023

WIP Status:

| Date     | Units | Rate | Amount |
|----------|-------|------|--------|
| Subtotal |       |      | 0.00   |
| total    |       |      | 0.00   |

Invoice Summary

|              | Contract   | Billed     | %  | Remaining  | %  |
|--------------|------------|------------|----|------------|----|
| Labor        | 259,140.00 | 93,954.25  | 36 | 165,185.75 | 64 |
| Expense      |            | 1,759.10   |    | -1,759.10  |    |
| Consultant   |            | 38,981.80  |    | -38,981.80 |    |
| <b>Total</b> | 259,140.00 | 134,695.15 | 52 | 124,444.85 | 48 |

## Application and Certificate for Payment for a Design-Build Project

**TO OWNER:** Harris Co. ESD #1  
2800 Aldine Bender Rd.  
Houston, TX 77032

**PROJECT:** HCESD #93 & 96 Construction Phase  
#93: 7710 Fallbrook, Houston, TX  
77086  
#96: 2947 Washington Ave,  
Houston, TX 77007

**FROM:** Construction Masters of Houston  
P. O. Box 1587  
Pearland, TX 77588

**DESIGN-BUILDER:**

**APPLICATION NO:** 001  
**PERIOD TO:** August 31, 2023

**Distribution to:**  
OWNER:   
ARCHITECT:   
DESIGN-BUILDER:   
FIELD:   
OTHER:

**CONTRACT FOR:** General Construction  
**CONTRACT DATE:** June 20, 2023  
**PROJECT NOS:** / 6922


### DESIGN-BUILDER'S APPLICATION FOR PAYMENT

Application is made for payment, as shown below, in connection with the Contract. AIA Document G743™, Continuation Sheet for a Design-Build Project, is attached.

|                                                                    |                |
|--------------------------------------------------------------------|----------------|
| 1. ORIGINAL CONTRACT SUM .....                                     | \$6,919,000.00 |
| 2. NET CHANGE BY CHANGE ORDERS .....                               | \$0.00         |
| 3. CONTRACT SUM TO DATE (Line 1 ± 2) .....                         | \$6,919,000.00 |
| 4. TOTAL COMPLETED & STORED TO DATE (Column G on G743) .....       | \$101,609.00   |
| 5. RETAINAGE:                                                      |                |
| a. 5.00 % of Completed Work<br>(Column D + E on G743)              | \$5,080.45     |
| b. 0 % of Stored Material<br>(Column F on G743)                    | \$0.00         |
| Total Retainage (Lines 5a + 5b or Total in Column I of G743) ..... | \$5,080.45     |
| 6. TOTAL EARNED LESS RETAINAGE .....                               | \$96,528.55    |
| (Line 4 Less Line 5 Total)                                         |                |
| 7. LESS PREVIOUS CERTIFICATES FOR PAYMENT .....                    | \$0.00         |
| (Line 6 from prior Certificate)                                    |                |
| 8. CURRENT PAYMENT DUE .....                                       | \$96,528.55    |
| 9. BALANCE TO FINISH, INCLUDING RETAINAGE<br>(Line 3 less Line 6)  | \$6,822,471.45 |

| CHANGE ORDER SUMMARY                               | ADDITIONS | DEDUCTIONS |
|----------------------------------------------------|-----------|------------|
| Total changes approved in previous months by Owner | \$0.00    | \$0.00     |
| Total approved this Month                          | \$0.00    | \$0.00     |
| <b>TOTALS</b>                                      | \$0.00    | \$0.00     |
| <b>NET CHANGES by Change Order</b>                 |           | \$0.00     |

The undersigned Design-Builder certifies that to the best of the Design-Builder's knowledge, information and belief the Work covered by this Application for Payment has been completed in accordance with the Design-Build Documents, that all amounts have been paid by the Design-Builder for Work for which previous Certificates for Payment were issued and payments received from the Owner, and that current payment shown herein is now due.

**DESIGN-BUILDER:**   
By: \_\_\_\_\_ Date: September 12, 2023  
State of: Texas

County of: Brazoria  
Subscribed and sworn to before  
me this \_\_\_\_\_ day of September, 2023

Notary Public: Marjorie Carns  
My Commission expires: September 26, 2025



### CERTIFICATE FOR PAYMENT

In accordance with the Design-Build Documents, based on the Owner's review of the Work and the data comprising this application, the Owner determines the following amount is properly due and owing to the Design-Builder.

**AMOUNT DUE** ..... \$96,528.55  
(Attach explanation if amount certified differs from the amount applied. Initial all figures on this Application and on the Continuation Sheet that are changed to conform with the amount certified.)

**OWNER:** \_\_\_\_\_ Date: \_\_\_\_\_  
By: \_\_\_\_\_

This Certificate is not negotiable. The AMOUNT CERTIFIED is payable only to the Design-Builder named herein. Issuance, payment and acceptance of payment are without prejudice to any rights of the Owner or Design-Builder under this Contract.



# Document G743™ - 2015

## Continuation Sheet for a Design-Build Project

AIA Document G742™, Application and Certification for Payment, containing Design-Builder's signed certification is attached.

Use Column I on Contracts where variable retainage for line items may apply.

001  
 September 12, 2023  
 August 31, 2023  
 HCESD 93 & 96 Construction  
 Phase

APPLICATION NO:  
 APPLICATION DATE:  
 PERIOD TO:  
 OWNER'S PROJECT NO:

| A<br>ITEM<br>NO. | B<br>DESCRIPTION OF<br>WORK      | C<br>SCHEDULED<br>VALUE | D<br>WORK COMPLETED                        |             | E<br>THIS PERIOD | F<br>MATERIALS<br>STORED<br>(NOT IN D OR E) | G                                                       |            | H<br>BALANCE TO<br>FINISH<br>(C - G) | I<br>RETAINAGE<br>(IF VARIABLE<br>RATE) |
|------------------|----------------------------------|-------------------------|--------------------------------------------|-------------|------------------|---------------------------------------------|---------------------------------------------------------|------------|--------------------------------------|-----------------------------------------|
|                  |                                  |                         | FROM<br>PREVIOUS<br>APPLICATION<br>(D + E) | THIS PERIOD |                  |                                             | TOTAL<br>COMPLETED AND<br>STORED TO DATE<br>(D + E + F) | %<br>(G÷C) |                                      |                                         |
|                  | EMS Station #93                  | 0.00                    | 0.00                                       | 0.00        | 0.00             | 0.00                                        | 0.00                                                    | 0.00%      | 0.00                                 | 0.00                                    |
|                  | Supervision / Project Management | 88,000.00               | 0.00                                       | 0.00        | 0.00             | 0.00                                        | 0.00                                                    | 0.00%      | 88,000.00                            | 0.00                                    |
| 1.01             | Supervision / Project Management | 88,000.00               | 0.00                                       | 0.00        | 0.00             | 0.00                                        | 0.00                                                    | 0.00%      | 88,000.00                            | 0.00                                    |
| 1.02             | Temporary Controls               | 34,600.00               | 0.00                                       | 0.00        | 0.00             | 0.00                                        | 0.00                                                    | 0.00%      | 34,600.00                            | 0.00                                    |
| 1.03             | Construction Surveying           | 6,600.00                | 0.00                                       | 0.00        | 0.00             | 0.00                                        | 0.00                                                    | 0.00%      | 6,600.00                             | 0.00                                    |
| 1.04             | Equipment Rental                 | 6,600.00                | 0.00                                       | 0.00        | 0.00             | 0.00                                        | 0.00                                                    | 0.00%      | 6,600.00                             | 0.00                                    |
| 1.05             | Final Cleaning                   | 3,100.00                | 0.00                                       | 0.00        | 0.00             | 0.00                                        | 0.00                                                    | 0.00%      | 3,100.00                             | 0.00                                    |
| 1.06             | General Labor                    | 5,500.00                | 0.00                                       | 0.00        | 0.00             | 0.00                                        | 0.00                                                    | 0.00%      | 5,500.00                             | 0.00                                    |
| 1.07             | GL & BR Insurance                | 34,500.00               | 0.00                                       | 0.00        | 0.00             | 0.00                                        | 0.00                                                    | 0.00%      | 34,500.00                            | 0.00                                    |
| 1.08             | P&P Bonds                        | 42,974.00               | 0.00                                       | 0.00        | 42,974.00        | 0.00                                        | 42,974.00                                               | 100.00%    | 0.00                                 | 0.00                                    |
| 1.09             | Permits                          | 1,922.00                | 0.00                                       | 0.00        | 0.00             | 0.00                                        | 0.00                                                    | 0.00%      | 1,922.00                             | 0.00                                    |
| 2.01             | Site Demolition                  | 43,800.00               | 0.00                                       | 0.00        | 0.00             | 0.00                                        | 0.00                                                    | 0.00%      | 43,800.00                            | 0.00                                    |
| 2.02             | Earthwork                        | 93,300.00               | 0.00                                       | 0.00        | 0.00             | 0.00                                        | 0.00                                                    | 0.00%      | 93,300.00                            | 0.00                                    |
| 2.03             | Erosion Control                  | 6,300.00                | 0.00                                       | 0.00        | 0.00             | 0.00                                        | 0.00                                                    | 0.00%      | 6,300.00                             | 0.00                                    |
| 2.04             | Water Distribution               | 74,600.00               | 0.00                                       | 0.00        | 0.00             | 0.00                                        | 0.00                                                    | 0.00%      | 74,600.00                            | 0.00                                    |
| 2.05             | Sanitary Sewer                   | 25,200.00               | 0.00                                       | 0.00        | 0.00             | 0.00                                        | 0.00                                                    | 0.00%      | 25,200.00                            | 0.00                                    |
| 2.06             | Storm Drainage                   | 148,100.00              | 0.00                                       | 0.00        | 0.00             | 0.00                                        | 0.00                                                    | 0.00%      | 148,100.00                           | 0.00                                    |
| 2.07             | Paving Specialties               | 4,900.00                | 0.00                                       | 0.00        | 0.00             | 0.00                                        | 0.00                                                    | 0.00%      | 4,900.00                             | 0.00                                    |
| 2.08             | Irrigation System                | 13,800.00               | 0.00                                       | 0.00        | 0.00             | 0.00                                        | 0.00                                                    | 0.00%      | 13,800.00                            | 0.00                                    |
| 2.09             | Fence & Gates                    | 64,600.00               | 0.00                                       | 0.00        | 0.00             | 0.00                                        | 0.00                                                    | 0.00%      | 64,600.00                            | 0.00                                    |
| 2.10             | Landscaping                      | 23,900.00               | 0.00                                       | 0.00        | 0.00             | 0.00                                        | 0.00                                                    | 0.00%      | 23,900.00                            | 0.00                                    |
| 2.11             | Seeding                          | 9,800.00                | 0.00                                       | 0.00        | 0.00             | 0.00                                        | 0.00                                                    | 0.00%      | 9,800.00                             | 0.00                                    |
| 3.01             | Concrete                         | 376,400.00              | 0.00                                       | 0.00        | 0.00             | 0.00                                        | 0.00                                                    | 0.00%      | 376,400.00                           | 0.00                                    |
| 4.01             | Masonry                          | 13,900.00               | 0.00                                       | 0.00        | 0.00             | 0.00                                        | 0.00                                                    | 0.00%      | 13,900.00                            | 0.00                                    |
| 5.01             | Steel Erection                   | 106,400.00              | 0.00                                       | 0.00        | 0.00             | 0.00                                        | 0.00                                                    | 0.00%      | 106,400.00                           | 0.00                                    |
| 5.02             | Miscellaneous Steel              | 14,500.00               | 0.00                                       | 0.00        | 0.00             | 0.00                                        | 0.00                                                    | 0.00%      | 14,500.00                            | 0.00                                    |

AIA Document G743 - 2015. Copyright © 2015. All rights reserved. "The American Institute of Architects," "AIA," the AIA Logo, and "AIA Contract Documents" are trademarks of The American Institute of Architects. This document was produced at 17:43:30 ET on 09/11/2023 under Order No. 4104239868 which expires on 02/13/2024, is not for resale, is licensed for one-time use only, and may only be used in accordance with the AIA Contract Documents® Terms of Service. To report copyright violations, e-mail docinfo@aiacontracts.com.

User Notes:

(3B9ADAB3)

| A<br>ITEM<br>NO. | B<br>DESCRIPTION OF<br>WORK  | C<br>SCHEDULED<br>VALUE | D<br>WORK COMPLETED                        |          | E<br>THIS PERIOD | F<br>MATERIALS<br>PRESENTLY<br>STORED<br>(NOT IN D OR E) | G                                                       |            | H<br>BALANCE TO<br>FINISH<br>(C - G) | I<br>RETAINAGE<br>(IF VARIABLE<br>RATE) |
|------------------|------------------------------|-------------------------|--------------------------------------------|----------|------------------|----------------------------------------------------------|---------------------------------------------------------|------------|--------------------------------------|-----------------------------------------|
|                  |                              |                         | FROM<br>PREVIOUS<br>APPLICATION<br>(D + E) |          |                  |                                                          | TOTAL<br>COMPLETED AND<br>STORED TO DATE<br>(D + E + F) | %<br>(G+C) |                                      |                                         |
| 6.01             | Rough Carpentry              | 5,600.00                | 0.00                                       | 0.00     | 0.00             | 0.00                                                     | 0.00                                                    | 0.00%      | 5,600.00                             | 0.00                                    |
| 6.02             | Millwork & Counters          | 44,200.00               | 0.00                                       | 0.00     | 0.00             | 0.00                                                     | 0.00                                                    | 0.00%      | 44,200.00                            | 0.00                                    |
| 7.01             | Waterproofing & Rigid<br>Ins | 24,700.00               | 0.00                                       | 0.00     | 0.00             | 0.00                                                     | 0.00                                                    | 0.00%      | 24,700.00                            | 0.00                                    |
| 7.02             | Batt Insulation              | 14,900.00               | 0.00                                       | 0.00     | 0.00             | 0.00                                                     | 0.00                                                    | 0.00%      | 14,900.00                            | 0.00                                    |
| 7.03             | Roof Accessories             | 2,200.00                | 0.00                                       | 0.00     | 0.00             | 0.00                                                     | 0.00                                                    | 0.00%      | 2,200.00                             | 0.00                                    |
| 8.01             | Doors, Frames &<br>Hardware  | 80,700.00               | 0.00                                       | 0.00     | 0.00             | 0.00                                                     | 0.00                                                    | 0.00%      | 80,700.00                            | 0.00                                    |
| 8.02             | Overhead Doors               | 53,400.00               | 0.00                                       | 0.00     | 0.00             | 0.00                                                     | 0.00                                                    | 0.00%      | 53,400.00                            | 0.00                                    |
| 8.03             | Glass Package                | 60,200.00               | 0.00                                       | 0.00     | 0.00             | 0.00                                                     | 0.00                                                    | 0.00%      | 60,200.00                            | 0.00                                    |
| 9.01             | Gypsum Assemblies            | 191,900.00              | 0.00                                       | 0.00     | 0.00             | 0.00                                                     | 0.00                                                    | 0.00%      | 191,900.00                           | 0.00                                    |
| 9.02             | Flooring & Tile              | 46,900.00               | 0.00                                       | 0.00     | 0.00             | 0.00                                                     | 0.00                                                    | 0.00%      | 46,900.00                            | 0.00                                    |
| 9.03             | Acoustical Ceilings          | 10,900.00               | 0.00                                       | 0.00     | 0.00             | 0.00                                                     | 0.00                                                    | 0.00%      | 10,900.00                            | 0.00                                    |
| 9.04             | Painting                     | 37,100.00               | 0.00                                       | 0.00     | 0.00             | 0.00                                                     | 0.00                                                    | 0.00%      | 37,100.00                            | 0.00                                    |
| 9.05             | Polished Concrete            | 17,900.00               | 0.00                                       | 0.00     | 0.00             | 0.00                                                     | 0.00                                                    | 0.00%      | 17,900.00                            | 0.00                                    |
| 10.01            | Pest Control                 | 1,300.00                | 0.00                                       | 0.00     | 0.00             | 0.00                                                     | 0.00                                                    | 0.00%      | 1,300.00                             | 0.00                                    |
| 10.02            | Flagpoles                    | 4,300.00                | 0.00                                       | 0.00     | 0.00             | 0.00                                                     | 0.00                                                    | 0.00%      | 4,300.00                             | 0.00                                    |
| 10.03            | Graphics                     | 18,500.00               | 0.00                                       | 0.00     | 0.00             | 0.00                                                     | 0.00                                                    | 0.00%      | 18,500.00                            | 0.00                                    |
| 10.04            | Aluminum Canopies            | 45,000.00               | 0.00                                       | 0.00     | 0.00             | 0.00                                                     | 0.00                                                    | 0.00%      | 45,000.00                            | 0.00                                    |
| 10.05            | Miscellaneous<br>Accessories | 12,000.00               | 0.00                                       | 0.00     | 0.00             | 0.00                                                     | 0.00                                                    | 0.00%      | 12,000.00                            | 0.00                                    |
| 11.01            | Appliances                   | 17,000.00               | 0.00                                       | 0.00     | 0.00             | 0.00                                                     | 0.00                                                    | 0.00%      | 17,000.00                            | 0.00                                    |
| 12.01            | Window Treatments            | 2,400.00                | 0.00                                       | 0.00     | 0.00             | 0.00                                                     | 0.00                                                    | 0.00%      | 2,400.00                             | 0.00                                    |
| 13.01            | PEMB Design / Detail         | 5,000.00                | 0.00                                       | 5,000.00 | 0.00             | 0.00                                                     | 5,000.00                                                | 100.00%    | 0.00                                 | 0.00                                    |
| 13.02            | PEMB                         | 194,800.00              | 0.00                                       | 0.00     | 0.00             | 0.00                                                     | 0.00                                                    | 0.00%      | 194,800.00                           | 0.00                                    |
| 13.03            | Access Controls              | 29,600.00               | 0.00                                       | 0.00     | 0.00             | 0.00                                                     | 0.00                                                    | 0.00%      | 29,600.00                            | 0.00                                    |
| 13.04            | Fire Alarm                   | 21,800.00               | 0.00                                       | 0.00     | 0.00             | 0.00                                                     | 0.00                                                    | 0.00%      | 21,800.00                            | 0.00                                    |
| 13.05            | Fire Sprinkler               | 37,400.00               | 0.00                                       | 0.00     | 0.00             | 0.00                                                     | 0.00                                                    | 0.00%      | 37,400.00                            | 0.00                                    |
| 22.01            | Building Plumbing            | 221,400.00              | 0.00                                       | 0.00     | 0.00             | 0.00                                                     | 0.00                                                    | 0.00%      | 221,400.00                           | 0.00                                    |
| 23.01            | HVAC                         | 218,000.00              | 0.00                                       | 0.00     | 0.00             | 0.00                                                     | 0.00                                                    | 0.00%      | 218,000.00                           | 0.00                                    |
| 26.01            | Electrical                   | 443,900.00              | 0.00                                       | 0.00     | 0.00             | 0.00                                                     | 0.00                                                    | 0.00%      | 443,900.00                           | 0.00                                    |
| 26.02            | Generator                    | 61,800.00               | 0.00                                       | 0.00     | 0.00             | 0.00                                                     | 0.00                                                    | 0.00%      | 61,800.00                            | 0.00                                    |

AIA Document G743 - 2015. Copyright © 2015. All rights reserved. "The American Institute of Architects", "AIA", the AIA Logo, and "AIA Contract Documents" are trademarks of The American Institute of Architects. This document was produced at 17:43:30 ET on 09/11/2023 under Order No. 4104239868 which expires on 02/13/2024, is not for resale, is licensed for one-time use only, and may only be used in accordance with the AIA Contract Documents® Terms of Service. To report copyright violations, e-mail docinfo@aiacontracts.com.

User Notes:  
(359ADAB3)



| A<br>ITEM<br>NO. | B<br>DESCRIPTION OF<br>WORK         | C<br>SCHEDULED<br>VALUE | D<br>WORK COMPLETED                        |           | E<br>THIS PERIOD | F<br>MATERIALS<br>PRESENTLY<br>STORED<br>(NOT IN D OR E) | G                                                       |            | H<br>BALANCE TO<br>FINISH<br>(C - G) | I<br>RETAINAGE<br>(IF VARIABLE<br>RATE) |
|------------------|-------------------------------------|-------------------------|--------------------------------------------|-----------|------------------|----------------------------------------------------------|---------------------------------------------------------|------------|--------------------------------------|-----------------------------------------|
|                  |                                     |                         | FROM<br>PREVIOUS<br>APPLICATION<br>(D + E) |           |                  |                                                          | TOTAL<br>COMPLETED AND<br>STORED TO DATE<br>(D + E + F) | %<br>(G+C) |                                      |                                         |
| 27.01            | Communications                      | 31,904.00               | 0.00                                       | 0.00      | 0.00             | 0.00                                                     | 0.00                                                    | 0.00%      | 31,904.00                            | 0.00                                    |
|                  |                                     | 0.00                    | 0.00                                       | 0.00      | 0.00             | 0.00                                                     | 0.00                                                    | 0.00%      | 0.00                                 | 0.00                                    |
|                  | EMS Station #96                     | 0.00                    | 0.00                                       | 0.00      | 0.00             | 0.00                                                     | 0.00                                                    | 0.00%      | 0.00                                 | 0.00                                    |
|                  | Supervision / Project<br>Management | 88,000.00               | 0.00                                       | 0.00      | 0.00             | 0.00                                                     | 0.00                                                    | 0.00%      | 88,000.00                            | 0.00                                    |
| 1.01             | Temporary Controls                  | 34,700.00               | 0.00                                       | 0.00      | 0.00             | 0.00                                                     | 0.00                                                    | 0.00%      | 34,700.00                            | 0.00                                    |
| 1.02             | Construction Surveying              | 6,600.00                | 0.00                                       | 0.00      | 0.00             | 0.00                                                     | 0.00                                                    | 0.00%      | 6,600.00                             | 0.00                                    |
| 1.03             | Equipment Rental                    | 6,600.00                | 0.00                                       | 0.00      | 0.00             | 0.00                                                     | 0.00                                                    | 0.00%      | 6,600.00                             | 0.00                                    |
| 1.04             | Final Cleaning                      | 4,000.00                | 0.00                                       | 0.00      | 0.00             | 0.00                                                     | 0.00                                                    | 0.00%      | 4,000.00                             | 0.00                                    |
| 1.05             | General Labor                       | 5,500.00                | 0.00                                       | 0.00      | 0.00             | 0.00                                                     | 0.00                                                    | 0.00%      | 5,500.00                             | 0.00                                    |
| 1.06             | GL & BR Insurance                   | 40,300.00               | 0.00                                       | 0.00      | 0.00             | 0.00                                                     | 0.00                                                    | 0.00%      | 40,300.00                            | 0.00                                    |
| 1.07             | P&P Bonds                           | 48,635.00               | 0.00                                       | 48,635.00 | 0.00             | 0.00                                                     | 48,635.00                                               | 100.00%    | 0.00                                 | 0.00                                    |
| 1.08             | Permits                             | 1,921.00                | 0.00                                       | 0.00      | 0.00             | 0.00                                                     | 0.00                                                    | 0.00%      | 1,921.00                             | 0.00                                    |
| 1.09             | Site Demolition                     | 23,500.00               | 0.00                                       | 0.00      | 0.00             | 0.00                                                     | 0.00                                                    | 0.00%      | 23,500.00                            | 0.00                                    |
| 2.01             | Earthwork                           | 129,100.00              | 0.00                                       | 0.00      | 0.00             | 0.00                                                     | 0.00                                                    | 0.00%      | 129,100.00                           | 0.00                                    |
| 2.02             | Erosion Control                     | 8,800.00                | 0.00                                       | 0.00      | 0.00             | 0.00                                                     | 0.00                                                    | 0.00%      | 8,800.00                             | 0.00                                    |
| 2.03             | Water Distribution                  | 36,300.00               | 0.00                                       | 0.00      | 0.00             | 0.00                                                     | 0.00                                                    | 0.00%      | 36,300.00                            | 0.00                                    |
| 2.04             | Sanitary Sewer                      | 25,300.00               | 0.00                                       | 0.00      | 0.00             | 0.00                                                     | 0.00                                                    | 0.00%      | 25,300.00                            | 0.00                                    |
| 2.05             | Storm Drainage                      | 167,800.00              | 0.00                                       | 0.00      | 0.00             | 0.00                                                     | 0.00                                                    | 0.00%      | 167,800.00                           | 0.00                                    |
| 2.06             | Detention Pond                      | 115,500.00              | 0.00                                       | 0.00      | 0.00             | 0.00                                                     | 0.00                                                    | 0.00%      | 115,500.00                           | 0.00                                    |
| 2.07             | Paving Specialties                  | 5,500.00                | 0.00                                       | 0.00      | 0.00             | 0.00                                                     | 0.00                                                    | 0.00%      | 5,500.00                             | 0.00                                    |
| 2.08             | Irrigation System                   | 13,900.00               | 0.00                                       | 0.00      | 0.00             | 0.00                                                     | 0.00                                                    | 0.00%      | 13,900.00                            | 0.00                                    |
| 2.09             | Fence & Gates                       | 50,800.00               | 0.00                                       | 0.00      | 0.00             | 0.00                                                     | 0.00                                                    | 0.00%      | 50,800.00                            | 0.00                                    |
| 2.10             | Landscaping                         | 21,800.00               | 0.00                                       | 0.00      | 0.00             | 0.00                                                     | 0.00                                                    | 0.00%      | 21,800.00                            | 0.00                                    |
| 2.11             | Seeding                             | 9,800.00                | 0.00                                       | 0.00      | 0.00             | 0.00                                                     | 0.00                                                    | 0.00%      | 9,800.00                             | 0.00                                    |
| 2.12             | Concrete                            | 337,500.00              | 0.00                                       | 0.00      | 0.00             | 0.00                                                     | 0.00                                                    | 0.00%      | 337,500.00                           | 0.00                                    |
| 3.01             | Masonry                             | 13,900.00               | 0.00                                       | 0.00      | 0.00             | 0.00                                                     | 0.00                                                    | 0.00%      | 13,900.00                            | 0.00                                    |
| 4.01             | Steel Erection                      | 132,500.00              | 0.00                                       | 0.00      | 0.00             | 0.00                                                     | 0.00                                                    | 0.00%      | 132,500.00                           | 0.00                                    |
| 5.01             | Miscellaneous Steel                 | 16,600.00               | 0.00                                       | 0.00      | 0.00             | 0.00                                                     | 0.00                                                    | 0.00%      | 16,600.00                            | 0.00                                    |
| 5.02             | Rough Carpentry                     | 5,600.00                | 0.00                                       | 0.00      | 0.00             | 0.00                                                     | 0.00                                                    | 0.00%      | 5,600.00                             | 0.00                                    |
| 6.01             | Millwork & Counters                 | 53,400.00               | 0.00                                       | 0.00      | 0.00             | 0.00                                                     | 0.00                                                    | 0.00%      | 53,400.00                            | 0.00                                    |
| 6.02             | Waterproofing & Rigid               | 30,100.00               | 0.00                                       | 0.00      | 0.00             | 0.00                                                     | 0.00                                                    | 0.00%      | 30,100.00                            | 0.00                                    |
| 7.01             |                                     |                         |                                            |           |                  |                                                          |                                                         |            |                                      |                                         |

AIA Document G745 - 2015. Copyright © 2015. All rights reserved. "The American Institute of Architects," "AIA," the AIA Logo, and "AIA Contract Documents" are trademarks of The American Institute of Architects. This document was produced at 17:43:30 ET on 09/11/2023 under Order No.4104239868 which expires on 02/13/2024, is not for resale, is licensed for one-time use only, and may only be used in accordance with the AIA Contract Documents' Terms of Service. To report copyright violations, e-mail docinfo@aiacontracts.com.

User Notes:

(3BSADAB3)



| A<br>ITEM<br>NO. | B<br>DESCRIPTION OF<br>WORK  | C<br>SCHEDULED<br>VALUE | D<br>WORK COMPLETED                        |                     | E<br>THIS PERIOD    | F<br>MATERIALS<br>PRESENTLY<br>STORED<br>(NOT IN D OR E) | G                                                       |              | H<br>BALANCE TO<br>FINISH<br>(C - G) | I<br>RETAINAGE<br>(IF VARIABLE<br>RATE) |
|------------------|------------------------------|-------------------------|--------------------------------------------|---------------------|---------------------|----------------------------------------------------------|---------------------------------------------------------|--------------|--------------------------------------|-----------------------------------------|
|                  |                              |                         | FROM<br>PREVIOUS<br>APPLICATION<br>(D + E) | THIS PERIOD         |                     |                                                          | TOTAL<br>COMPLETED AND<br>STORED TO DATE<br>(D + E + F) | %<br>(G+C)   |                                      |                                         |
|                  | Ins                          |                         |                                            |                     |                     |                                                          |                                                         |              |                                      |                                         |
| 7.02             | Batt Insulation              | 21,400.00               | 0.00                                       | 0.00                | 0.00                | 0.00                                                     | 0.00                                                    | 0.00%        | 21,400.00                            | 0.00                                    |
| 7.03             | Roof Accessories             | 2,200.00                | 0.00                                       | 0.00                | 0.00                | 0.00                                                     | 0.00                                                    | 0.00%        | 2,200.00                             | 0.00                                    |
| 8.01             | Doors, Frames &<br>Hardware  | 94,600.00               | 0.00                                       | 0.00                | 0.00                | 0.00                                                     | 0.00                                                    | 0.00%        | 94,600.00                            | 0.00                                    |
| 8.02             | Overhead Doors               | 70,800.00               | 0.00                                       | 0.00                | 0.00                | 0.00                                                     | 0.00                                                    | 0.00%        | 70,800.00                            | 0.00                                    |
| 8.03             | Glass Package                | 67,700.00               | 0.00                                       | 0.00                | 0.00                | 0.00                                                     | 0.00                                                    | 0.00%        | 67,700.00                            | 0.00                                    |
| 9.01             | Gypsum Assemblies            | 237,000.00              | 0.00                                       | 0.00                | 0.00                | 0.00                                                     | 0.00                                                    | 0.00%        | 237,000.00                           | 0.00                                    |
| 9.02             | Flooring & Tile              | 67,400.00               | 0.00                                       | 0.00                | 0.00                | 0.00                                                     | 0.00                                                    | 0.00%        | 67,400.00                            | 0.00                                    |
| 9.03             | Acoustical Ceilings          | 14,200.00               | 0.00                                       | 0.00                | 0.00                | 0.00                                                     | 0.00                                                    | 0.00%        | 14,200.00                            | 0.00                                    |
| 9.04             | Painting                     | 43,800.00               | 0.00                                       | 0.00                | 0.00                | 0.00                                                     | 0.00                                                    | 0.00%        | 43,800.00                            | 0.00                                    |
| 9.05             | Polished Concrete            | 25,300.00               | 0.00                                       | 0.00                | 0.00                | 0.00                                                     | 0.00                                                    | 0.00%        | 25,300.00                            | 0.00                                    |
| 10.01            | Pest Control                 | 1,500.00                | 0.00                                       | 0.00                | 0.00                | 0.00                                                     | 0.00                                                    | 0.00%        | 1,500.00                             | 0.00                                    |
| 10.02            | Flagpoles                    | 4,300.00                | 0.00                                       | 0.00                | 0.00                | 0.00                                                     | 0.00                                                    | 0.00%        | 4,300.00                             | 0.00                                    |
| 10.03            | Graphics                     | 19,400.00               | 0.00                                       | 0.00                | 0.00                | 0.00                                                     | 0.00                                                    | 0.00%        | 19,400.00                            | 0.00                                    |
| 10.04            | Aluminum Canopies            | 50,300.00               | 0.00                                       | 0.00                | 0.00                | 0.00                                                     | 0.00                                                    | 0.00%        | 50,300.00                            | 0.00                                    |
| 10.05            | Miscellaneous<br>Accessories | 17,400.00               | 0.00                                       | 0.00                | 0.00                | 0.00                                                     | 0.00                                                    | 0.00%        | 17,400.00                            | 0.00                                    |
| 11.01            | Appliances                   | 17,000.00               | 0.00                                       | 0.00                | 0.00                | 0.00                                                     | 0.00                                                    | 0.00%        | 17,000.00                            | 0.00                                    |
| 12.01            | Window Treatments            | 3,400.00                | 0.00                                       | 0.00                | 0.00                | 0.00                                                     | 0.00                                                    | 0.00%        | 3,400.00                             | 0.00                                    |
| 13.01            | PEMB Design / Detail         | 5,000.00                | 0.00                                       | 5,000.00            | 5,000.00            | 0.00                                                     | 5,000.00                                                | 100.00%      | 0.00                                 | 0.00                                    |
| 13.02            | PEMB                         | 239,300.00              | 0.00                                       | 0.00                | 0.00                | 0.00                                                     | 0.00                                                    | 0.00%        | 239,300.00                           | 0.00                                    |
| 13.03            | Access Controls              | 30,800.00               | 0.00                                       | 0.00                | 0.00                | 0.00                                                     | 0.00                                                    | 0.00%        | 30,800.00                            | 0.00                                    |
| 13.04            | Fire Alarm                   | 23,700.00               | 0.00                                       | 0.00                | 0.00                | 0.00                                                     | 0.00                                                    | 0.00%        | 23,700.00                            | 0.00                                    |
| 13.05            | Fire Sprinkler               | 45,300.00               | 0.00                                       | 0.00                | 0.00                | 0.00                                                     | 0.00                                                    | 0.00%        | 45,300.00                            | 0.00                                    |
| 22.01            | Building Plumbing            | 281,500.00              | 0.00                                       | 0.00                | 0.00                | 0.00                                                     | 0.00                                                    | 0.00%        | 281,500.00                           | 0.00                                    |
| 23.01            | HVAC                         | 272,300.00              | 0.00                                       | 0.00                | 0.00                | 0.00                                                     | 0.00                                                    | 0.00%        | 272,300.00                           | 0.00                                    |
| 26.01            | Electrical                   | 496,640.00              | 0.00                                       | 0.00                | 0.00                | 0.00                                                     | 0.00                                                    | 0.00%        | 496,640.00                           | 0.00                                    |
| 26.02            | Generator                    | 101,000.00              | 0.00                                       | 0.00                | 0.00                | 0.00                                                     | 0.00                                                    | 0.00%        | 101,000.00                           | 0.00                                    |
| 27.01            | Communications               | 31,804.00               | 0.00                                       | 0.00                | 0.00                | 0.00                                                     | 0.00                                                    | 0.00%        | 31,804.00                            | 0.00                                    |
|                  | <b>GRAND TOTAL</b>           | <b>\$6,919,000.00</b>   | <b>\$0.00</b>                              | <b>\$101,609.00</b> | <b>\$101,609.00</b> | <b>\$0.00</b>                                            | <b>\$101,609.00</b>                                     | <b>1.47%</b> | <b>\$6,817,391.00</b>                | <b>\$0.00</b>                           |

AIA Document G743 – 2015. Copyright © 2015. All rights reserved. "The American Institute of Architects," "AIA," the AIA Logo, and "AIA Contract Documents" are trademarks of The American Institute of Architects. This document was produced at 17:43:30 ET on 09/11/2023 under Order No.4104239868 which expires on 02/13/2024, is not for resale, is licensed for one-time use only, and may only be used in accordance with the AIA Contract Documents® Terms of Service. To report copyright violations, e-mail docinfo@aiacontracts.com.  
**User Notes:** (3B9ADAB3)

## Conditional Waiver & Release Upon Partial Payment

Whereas, the undersigned **Construction Masters of Houston, Inc.** has performed work or furnished materials for improvement to property known as **Harris County ESD #93 & #96, Construction Phase**, located in the city of Houston, state of Texas.

The undersigned further certifies that all labor and materials furnished by the undersigned in connection with the above-named project has been paid in full and agrees to indemnify and save harmless the said Owner, **Harris County ESD #1**, against all loss, damages, cost or expense of any character whatsoever that may arise by reason of claims for labor or unpaid material used in connection with said improvements. When the check has been properly endorsed and has been paid by the bank upon which it is drawn, this document shall become effective to release pro tanto, any mechanic's lien, stop notice or bond right the undersigned has on the job.

Signed, Sealed and Delivered This 12<sup>th</sup> Day of September, 2023

**Construction Masters of Houston, Inc.**

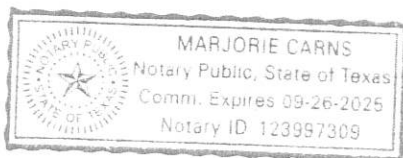
By: 


Title: **President**

State of Texas }  
County of Brazoria }

Before me, the undersigned authority, on this day appeared **Justin Davis**, a person known to me, who upon being placed under oath, stated that he read and signed the foregoing instrument for the purposes and consideration therein stated and as the act and deed of **Construction Masters of Houston, Inc.** and further stated that each statement therein is within his knowledge and is true and correct.

Sworn and subscribed to before me on the 12<sup>th</sup> day of September, 2023.



  
Notary Public in and for Brazoria County, Texas  
My commission expires: 9/26/25


Harris County ESD #1  
EMS Stations 93 & 96  
Pay Application #1 Station Totals  
September 12, 2023

Station 93:

|                   |                |
|-------------------|----------------|
| Total Value       | \$3,200,000.00 |
| Invoiced to Date  | 47,974.00      |
| Percent Complete  | 0.01%          |
| Balance to Finish | \$3,152,026.00 |

Station 96:

|                   |                |
|-------------------|----------------|
| Total Value       | \$3,719,000.00 |
| Invoiced to Date  | 53,635.00      |
| Percent Complete  | 0.01%          |
| Balance to Finish | \$3,665,365.00 |



# Document G742™ - 2015

## Application and Certificate for Payment for a Design-Build Project

**TO OWNER:** Harris Co. ESD #1  
2800 Aldine Bender Rd.  
Houston, TX 77032

**PROJECT:** Harris Co. ESD #93 & #96  
#93: 7710 Fallbrook, Houston, TX  
77086 & #96: 2947 Washington Ave.,  
Houston, TX 77007

**FROM DESIGN-BUILDER:** Construction Masters of Houston  
P. O. Box 1587  
Pearland, TX 77588

**APPLICATION NO:** 009  
**PERIOD TO:** September 13, 2023  
**CONTRACT FOR:** General Construction  
**CONTRACT DATE:** / 6922  
**PROJECT NOS:** / 6922

**Distribution to:**  
OWNER:  ARCHITECT:   
DESIGN-BUILDER:  FIELD:   
OTHER:

### DESIGN-BUILDER'S APPLICATION FOR PAYMENT


Application is made for payment, as shown below, in connection with the Contract AIA Document G743™, Continuation Sheet for a Design-Build Project, is attached.

- 1. ORIGINAL CONTRACT SUM ..... \$302,500.00
- 2. NET CHANGE BY CHANGE ORDERS ..... \$127,500.00
- 3. CONTRACT SUM TO DATE (Line 1 ± 2) ..... \$430,000.00
- 4. TOTAL COMPLETED & STORED TO DATE (Column G on G743) ..... \$297,500.00
- 5. RETAINAGE:
  - a. 0 % of Completed Work (Column D + E on G743) ..... \$0.00
  - b. 0 % of Stored Material (Column F on G743) ..... \$0.00
- Total Retainage (Lines 5a + 5b or Total in Column I of G743) ..... \$0.00
- 6. TOTAL EARNED LESS RETAINAGE ..... \$297,500.00  
(Line 4 Less Line 5 Total)
- 7. LESS PREVIOUS CERTIFICATES FOR PAYMENT ..... \$286,875.00  
(Line 6 from prior Certificate)


- 8. CURRENT PAYMENT DUE ..... \$10,625.00
- 9. BALANCE TO FINISH, INCLUDING RETAINAGE ..... \$132,500.00  
(Line 3 less Line 6)

| CHANGE ORDER SUMMARY                               | ADDITIONS           | DEDUCTIONS          |
|----------------------------------------------------|---------------------|---------------------|
| Total changes approved in previous months by Owner | \$0.00              | \$0.00              |
| Total approved this Month                          | \$127,500.00        | \$0.00              |
| <b>TOTALS</b>                                      | <b>\$127,500.00</b> | <b>\$0.00</b>       |
| <b>NET CHANGES by Change Order</b>                 |                     | <b>\$127,500.00</b> |

The undersigned Design-Builder certifies that to the best of the Design-Builder's knowledge, information and belief the Work covered by this Application for Payment has been completed in accordance with the Design-Build Documents, that all amounts have been paid by the Design-Builder for Work for which previous Certificates for Payment were issued and payments received from the Owner, and that current payment shown herein is now due.

**DESIGN-BUILDER:**   
By: \_\_\_\_\_ Date: September 13, 2023  
State of: Texas  
County of: Brazoria  
Subscribed and sworn to before me this 13<sup>th</sup> day of September, 2023.

Notary Public: Marjorie Carns  
My Commission expires: September 26, 2025



### CERTIFICATE FOR PAYMENT

In accordance with the Design-Build Documents, based on the Owner's review of the Work and the data comprising this application, the Owner determines the following amount is properly due and owing to the Design-Builder.

**AMOUNT DUE** ..... \$10,625.00  
*(Attach explanation if amount certified differs from the amount applied. Initial all figures on this Application and on the Continuation Sheet that are changed to conform with the amount certified.)*

**OWNER:** \_\_\_\_\_  
By: \_\_\_\_\_ Date: \_\_\_\_\_

This Certificate is not negotiable. The AMOUNT CERTIFIED is payable only to the Design-Builder named herein. Issuance, payment and acceptance of payment are without prejudice to any rights of the Owner or Design-Builder under this Contract.

AIA Document G742 - 2015. Copyright © 2015. All rights reserved. "The American Institute of Architects," "AIA," the AIA Logo, and "AIA Contract Documents" are trademarks of The American Institute of Architects. This document was produced at 11:27:29 ET on 09/13/2023 under Order No.4104239868 which expires on 02/13/2024, is not for resale, is licensed for one-time use only, and may only be used in accordance with the AIA Contract Documents' Terms of Service. To report copyright violations, e-mail docinfo@aiacontracts.com.



## Conditional Waiver & Release Upon Partial Payment

Whereas, the undersigned **Construction Masters of Houston, Inc.** has performed work or furnished materials for improvement to property known as **Harris County ESD #93 & #96**, located in the city of Houston, state of Texas.

The undersigned further certifies that all labor and materials furnished by the undersigned in connection with the above-named project has been paid in full and agrees to indemnify and save harmless the said Owner, **Harris County ESD #1**, against all loss, damages, cost or expense of any character whatsoever that may arise by reason of claims for labor or unpaid material used in connection with said improvements. When the check has been properly endorsed and has been paid by the bank upon which it is drawn, this document shall become effective to release pro tanto, any mechanic's lien, stop notice or bond right the undersigned has on the job.

Signed, Sealed and Delivered This 13<sup>th</sup> Day of September, 2023

**Construction Masters of Houston, Inc.**


By: 

Title: **President**

State of Texas }  
County of Brazoria }

Before me, the undersigned authority, on this day appeared **Justin Davis**, a person known to me, who upon being placed under oath, stated that he read and signed the foregoing instrument for the purposes and consideration therein stated and as the act and deed of **Construction Masters of Houston, Inc.** and further stated that each statement therein is within his knowledge and is true and correct.

Sworn and subscribed to before me on the 13<sup>th</sup> day of September, 2023.



  
Notary Public in and for Brazoria County, Texas

My commission expires: 9/26/25





**HCESD No 1 Monthly Financial Report Summary**  
**September Board Meeting**  
**Tuesday, September 26, 2023**

At the beginning of August, the Harris County Emergency Services District No 1 (HCESD No 1) beginning Operating Fund Balance was \$21,958,038. During the month, HCESD No 1 received \$190,526 in revenue – the majority of which came from interest income. HCESD No 1 processed \$1,710,793 in disbursements during the month. The ending balance as of August 31, 2023 is \$20,473,771.

During August, the opening balance for the Texas Class Prime Investment account was \$21,674,382. We received \$27,431 in interest from the CIP account, \$68,301 from the general texpool account, \$2,980 from the Gov HCESD#1 account, and \$1,320 from the Gov Capital Project account. The ending interest rate was 5.4752%. The ending balance for August was \$20,174,413. See page 3 for the “Investment” Report.

The invoices pending board approval total \$3,487,497. See page 4 for “Unpaid Bills Detail” report.

APPROVED  
Harris County ESD #1  
Board of Commissioners

SEP 26 2023

President: \_\_\_\_\_

Secretary: \_\_\_\_\_

**Harris County ESD No 1  
General Operating Fund  
As of August 31, 2023**

**General Operating Fund**

**BEGINNING BALANCE:** 21,958,037.90

**REVENUE**

|                      |           |                                 |
|----------------------|-----------|---------------------------------|
| Deposits             | 89,643.00 | Tax and Receivable Revenue      |
| Interest             | 851.95    | Savings Interest                |
| Interest             | 68,301.40 | Texpool Interest                |
| Interest             | 27,430.87 | Texpool Interest - CIP          |
| Interest             | 2,979.50  | Texpool Interest - Gov HCESD#1  |
| Interest             | 1,319.50  | Texpool Interest - Gov Cap Proj |
| <b>Total Revenue</b> |           | <b>190,526.22</b>               |

**DISBURSEMENTS**

|                            |                                   |              |                            |
|----------------------------|-----------------------------------|--------------|----------------------------|
| 16019                      | CenterPoint Energy                | 15,291.00    | Building Improvements      |
| 16020                      | CenterPoint Energy                | 17,272.00    | Building Improvements      |
| ACH                        | AG CM Inc                         | 2,450.50     | Project Management         |
| ACH                        | Caryn Papantonakis                | 6,000.00     | Legal                      |
| ACH                        | Fred Scibuola                     | 600.00       | Commissioner Reimbursement |
| ACH                        | Harris County Appriaisal District | 39,950.00    | Assessment                 |
| ACH                        | HCEC                              | 1,622,070.00 | Monthly Payment            |
| ACH                        | Oak Interactive LLC               | 450.00       | Website Maint              |
| ACH                        | Shirley Reed                      | 1,350.00     | Commissioner Reimbursement |
| ACH                        | The Morton Accounting Services    | 5,359.99     | CPA                        |
| <b>Total Disbursements</b> |                                   |              | <b>1,710,793.49</b>        |

**ENDING BALANCE:** **20,437,770.63**

**8/31/2023**

**Balance**

**LOCATION OF ASSETS**

|                                |              |
|--------------------------------|--------------|
| Prosperity Operating           | 12,056.85    |
| Prosperity Money Mkt           | 251,300.70   |
| Texas Class                    | 6,956,613.48 |
| Texas Class - Capital Projects | 3,113,500.60 |
| Texas Class - Gov HCESD#1      | 7,002,979.50 |
| Texas Class - Gov Cap Proj     | 3,101,319.50 |

**Total Account Balance** **20,437,770.63**

Harris County Emergency Services District #1  
 Quarterly Investment Report  
 Monthly Fiscal Year 2023  
 August 31, 2023

| Trans Date |               | Capital Project | PRIME            | HCESD#1         | Capital Project | TOTAL            |
|------------|---------------|-----------------|------------------|-----------------|-----------------|------------------|
|            |               | Texas Class     | Texas Class      | Texas Class GOV | Texas Class GOV |                  |
| 8/1/2023   | Beg. Balance  | \$ 6,186,069.73 | \$ 15,488,312.08 | \$ -            | \$ -            | \$ 21,674,381.81 |
| 8/28/2023  | Withdrawl     |                 | (1,600,000.00)   |                 |                 | (1,600,000.00)   |
| 8/29/2023  | Transfer      | (3,100,000.00)  | (7,000,000.00)   |                 |                 | (10,100,000.00)  |
| 8/31/2023  | Transfer      |                 | -                | 7,000,000.00    | 3,100,000.00    | 10,100,000.00    |
| 8/31/2023  | Class 5.4752% | 27,430.87       | 68,301.40        |                 |                 | 95,732.27        |
| 8/31/2023  | Gov 5.1712%   |                 |                  | 2,979.50        | 1,319.50        | 4,299.00         |
| 8/31/2023  | End Balance   | \$ 3,113,500.60 | \$ 6,956,613.48  | \$ 7,002,979.50 | \$ 3,101,319.50 | \$ 20,174,413.08 |

The investments for the District for the period are in compliance with the Public Funds Investment Act, the District's investment policy and the District's investment strategy.

Investment Officer:  Page 3

1:56 PM

09/22/23

Harris County ESD No. 1 - GOF  
Unpaid Bills Detail  
As of September 22, 2023

| Type                                         | Date       | Num                  | Memo                                                   | Due Date   | Open Balance        |
|----------------------------------------------|------------|----------------------|--------------------------------------------------------|------------|---------------------|
| <b>AG CM Inc.</b>                            |            |                      |                                                        |            |                     |
| Bill                                         | 08/31/2023 | 10650                | Project Management Support #93 & 96 - August 20...     | 09/10/2023 | 5,182.75            |
| Total AG CM Inc.                             |            |                      |                                                        |            | 5,182.75            |
| <b>Caryn Papantonakis</b>                    |            |                      |                                                        |            |                     |
| Bill                                         | 09/11/2023 |                      | Legal Fees                                             | 09/21/2023 | 6,000.00            |
| Total Caryn Papantonakis                     |            |                      |                                                        |            | 6,000.00            |
| <b>Construction Masters of Houston, Inc.</b> |            |                      |                                                        |            |                     |
| Bill                                         | 08/31/2023 | Pay App 001 Const    | Pay App 001 93 & 96 Construction Phase                 | 09/10/2023 | 96,528.55           |
| Bill                                         | 09/13/2023 | Pay Request 9-93 &96 | Pay Request 9 - Total Contract \$302,500               | 09/23/2023 | 10,625.00           |
| Total Construction Masters of Houston, Inc.  |            |                      |                                                        |            | 107,153.55          |
| <b>HCEC</b>                                  |            |                      |                                                        |            |                     |
| Bill                                         | 07/01/2023 | 02836                | June 2023                                              | 07/11/2023 | 1,611,530.00        |
| Bill                                         | 08/31/2023 | 02862                | August 2023                                            | 09/10/2023 | 1,751,123.00        |
| Total HCEC                                   |            |                      |                                                        |            | 3,362,653.00        |
| <b>Lonestar Documentation, LLC</b>           |            |                      |                                                        |            |                     |
| Bill                                         | 09/08/2023 | 7770                 | EMS Stations 93 & 96 Project set up, plan review, s... | 09/18/2023 | 2,052.50            |
| Total Lonestar Documentation, LLC            |            |                      |                                                        |            | 2,052.50            |
| <b>Oak Interactive, LLC</b>                  |            |                      |                                                        |            |                     |
| Bill                                         | 08/31/2023 | 13690                | Monthly Website Maintenance - August                   | 09/10/2023 | 450.00              |
| Total Oak Interactive, LLC                   |            |                      |                                                        |            | 450.00              |
| <b>The Morton Accounting Services</b>        |            |                      |                                                        |            |                     |
| Bill                                         | 08/31/2023 | 2470                 | August CPA Services                                    | 09/10/2023 | 4,005.28            |
| Total The Morton Accounting Services         |            |                      |                                                        |            | 4,005.28            |
| <b>TOTAL</b>                                 |            |                      |                                                        |            | <b>3,487,497.08</b> |

**Harris County ESD No. 1 - GOF**  
**Profit & Loss Budget vs. Actual**  
 January through August 2023

|                                                        | Jan - Aug 23         | Budget               | \$ Over Budget        | % of Budget   |
|--------------------------------------------------------|----------------------|----------------------|-----------------------|---------------|
| <b>Ordinary Income/Expense</b>                         |                      |                      |                       |               |
| <b>Income</b>                                          |                      |                      |                       |               |
| <b>41000 · Service Revenue</b>                         |                      |                      |                       |               |
| 41100 · HCEC Ambulance Lease Revenue                   | 56,000.00            | 56,000.00            | 0.00                  | 100.0%        |
| 41200 · HCEC Property Lease Revenue                    | 364,424.00           | 364,424.00           | 0.00                  | 100.0%        |
| 41000 · Service Revenue - Other                        | 0.00                 | 0.00                 | 0.00                  | 0.0%          |
| <b>Total 41000 · Service Revenue</b>                   | <b>420,424.00</b>    | <b>420,424.00</b>    | <b>0.00</b>           | <b>100.0%</b> |
| <b>42000 · Tax Revenues</b>                            |                      |                      |                       |               |
| 42100 · Penalty & Interest                             | 161,476.36           | 178,475.99           | -16,999.63            | 90.5%         |
| 42300 · Tax Revenue                                    | 0.00                 | 21,721,193.00        | -21,721,193.00        | 0.0%          |
| <b>Total 42000 · Tax Revenues</b>                      | <b>161,476.36</b>    | <b>21,899,668.99</b> | <b>-21,738,192.63</b> | <b>0.7%</b>   |
| <b>43000 · Other Income</b>                            |                      |                      |                       |               |
| 43100 · Miscellaneous Income                           | 90,608.50            | 5,000.00             | 85,608.50             | 1,812.2%      |
| 43150 · Proceeds from Sale of Asset                    | 0.00                 | 2,000.00             | -2,000.00             | 0.0%          |
| 43200 · Donations & Contributions                      | 9,650.05             | 9,000.00             | 650.05                | 107.2%        |
| 43500 · Training & Education                           | 0.00                 | 1,000.00             | -1,000.00             | 0.0%          |
| 43550 · Interest Earned on Checking                    | 0.00                 | 0.00                 | 0.00                  | 0.0%          |
| 43700 · Interest Earned on Temp. Invest                | 792,583.22           | 360,000.00           | 432,583.22            | 220.2%        |
| <b>Total 43000 · Other Income</b>                      | <b>892,841.77</b>    | <b>377,000.00</b>    | <b>515,841.77</b>     | <b>236.8%</b> |
| <b>Total Income</b>                                    | <b>1,474,742.13</b>  | <b>22,697,092.99</b> | <b>-21,222,350.86</b> | <b>6.5%</b>   |
| <b>Gross Profit</b>                                    | <b>1,474,742.13</b>  | <b>22,697,092.99</b> | <b>-21,222,350.86</b> | <b>6.5%</b>   |
| <b>Expense</b>                                         |                      |                      |                       |               |
| <b>143502 · Commissions Paid from Levy</b>             | 23,796.79            | 80,000.00            | -56,203.21            | 29.7%         |
| <b>162800 · Facilities &amp; Equipment (DNU)</b>       |                      |                      |                       |               |
| 162805 · Furniture/Equip - Non-Asset                   | 6,540.37             | 20,000.00            | -13,459.63            | 32.7%         |
| 162840 · Equip Rental & Maintenance                    | 0.00                 | 20,000.00            | -20,000.00            | 0.0%          |
| <b>Total 162800 · Facilities &amp; Equipment (DNU)</b> | <b>6,540.37</b>      | <b>40,000.00</b>     | <b>-33,459.63</b>     | <b>16.4%</b>  |
| <b>170000 · Capital Purchases</b>                      |                      |                      |                       |               |
| 17001 · Vehicles                                       | 121,136.00           | 300,000.00           | -178,864.00           | 40.4%         |
| 17002 · Buildings                                      | 0.00                 | 6,000,000.00         | -6,000,000.00         | 0.0%          |
| 17003 · Medical Equipment                              | 0.00                 | 100,000.00           | -100,000.00           | 0.0%          |
| <b>Total 170000 · Capital Purchases</b>                | <b>121,136.00</b>    | <b>6,400,000.00</b>  | <b>-6,278,864.00</b>  | <b>1.9%</b>   |
| <b>50000 · Commissioner Salaries and Wages</b>         |                      |                      |                       |               |
| 50250 · Commissioner Reimbursement                     | 18,750.00            | 36,000.00            | -17,250.00            | 52.1%         |
| <b>Total 50000 · Commissioner Salaries and Wag...</b>  | <b>18,750.00</b>     | <b>36,000.00</b>     | <b>-17,250.00</b>     | <b>52.1%</b>  |
| <b>51000 · HCEC Program Expense</b>                    |                      |                      |                       |               |
| 51100 · HCEC Contract Expense                          | 13,183,045.00        | 20,852,345.00        | -7,669,300.00         | 63.2%         |
| <b>Total 51000 · HCEC Program Expense</b>              | <b>13,183,045.00</b> | <b>20,852,345.00</b> | <b>-7,669,300.00</b>  | <b>63.2%</b>  |
| <b>52000 · Contract Services (DNU)</b>                 |                      |                      |                       |               |
| 52100 · Accounting Fees                                | 38,457.75            | 52,000.00            | -13,542.25            | 74.0%         |
| 52200 · Audit Fees                                     | 20,700.00            | 20,000.00            | 700.00                | 103.5%        |
| 52300 · Legal Fees                                     | 48,000.00            | 48,000.00            | 0.00                  | 100.0%        |
| 52350 · Outside Contract Services                      | 76,660.75            | 25,000.00            | 51,660.75             | 306.6%        |
| 52550 · Election Expense                               | 30.00                | 1,000.00             | -970.00               | 3.0%          |
| <b>Total 52000 · Contract Services (DNU)</b>           | <b>183,848.50</b>    | <b>146,000.00</b>    | <b>37,848.50</b>      | <b>125.9%</b> |
| <b>53000 · Operations (DNU)</b>                        |                      |                      |                       |               |
| 53150 · Dues & Subscriptions                           | 4,700.00             | 14,000.00            | -9,300.00             | 33.6%         |
| 53200 · Postage                                        | 0.00                 | 300.00               | -300.00               | 0.0%          |
| 53250 · Computer/Software Support                      | 864.92               | 750.00               | 114.92                | 115.3%        |
| 53300 · Printing & Copying                             | 40.59                | 250.00               | -209.41               | 16.2%         |
| 53350 · Legal Notices & Filing Fees                    | -11,746.90           | 14,000.00            | -25,746.90            | -83.9%        |
| 53400 · Office Supplies                                | 0.00                 | 1,000.00             | -1,000.00             | 0.0%          |

**Harris County ESD No. 1 - GOF**  
**Profit & Loss Budget vs. Actual**  
 January through August 2023

|                                                 | <u>Jan - Aug 23</u>   | <u>Budget</u>        | <u>\$ Over Budget</u> | <u>% of Budget</u> |
|-------------------------------------------------|-----------------------|----------------------|-----------------------|--------------------|
| <b>Total 53000 · Operations (DNU)</b>           | -6,141.39             | 30,300.00            | -36,441.39            | -20.3%             |
| <b>54000 · General and Admin Expenses</b>       |                       |                      |                       |                    |
| 54150 · Insurance - Gen Liab-Err & Omis         | 73,273.00             | 74,638.00            | -1,365.00             | 98.2%              |
| 54200 · Insurance - Treasurer's Bond            | 0.00                  | 1,500.00             | -1,500.00             | 0.0%               |
| 54300 · Other Costs (Contengency Funds)         | 0.00                  | 2,000.00             | -2,000.00             | 0.0%               |
| 54400 · HCAD Qtr Expenses                       | 119,533.00            | 143,000.00           | -23,467.00            | 83.6%              |
| 54450 · Depreciation Expense                    | 0.00                  | 2,500,000.00         | -2,500,000.00         | 0.0%               |
| 54600 · Travel & Meetings                       | 0.00                  | 10,000.00            | -10,000.00            | 0.0%               |
| 54650 · Conference, Conven & Meetings           | 0.00                  | 6,000.00             | -6,000.00             | 0.0%               |
| 54700 · Travel/Lodging                          | 0.00                  | 10,000.00            | -10,000.00            | 0.0%               |
| 54800 · Repairs & Maintenance (DNU)             | 0.00                  | 10,000.00            | -10,000.00            | 0.0%               |
| <b>Total 54000 · General and Admin Expenses</b> | 192,806.00            | 2,757,138.00         | -2,564,332.00         | 7.0%               |
| 60000 · Interest Expense                        | 35,951.84             | 140,000.00           | -104,048.16           | 25.7%              |
| 61000 · Loan Costs                              | 0.00                  | 75,000.00            | -75,000.00            | 0.0%               |
| <b>Total Expense</b>                            | 13,759,733.11         | 30,556,783.00        | -16,797,049.89        | 45.0%              |
| <b>Net Ordinary Income</b>                      | -12,284,990.98        | -7,859,690.01        | -4,425,300.97         | 156.3%             |
| <b>Other Income/Expense</b>                     |                       |                      |                       |                    |
| <b>Other Income</b>                             |                       |                      |                       |                    |
| 71000 · Gain/Loss on Sale of Asset              | 0.00                  | 2,000.00             | -2,000.00             | 0.0%               |
| <b>Total Other Income</b>                       | 0.00                  | 2,000.00             | -2,000.00             | 0.0%               |
| <b>Net Other Income</b>                         | 0.00                  | 2,000.00             | -2,000.00             | 0.0%               |
| <b>Net Income</b>                               | <u>-12,284,990.98</u> | <u>-7,857,690.01</u> | <u>-4,427,300.97</u>  | <u>156.3%</u>      |



**Harris County ESD No. 1 - GOF**  
**Profit & Loss Detail**  
 January through August 2023

| Type                                        | Date       | Num   | Adj | Name                     | Memo                      | Amount     |
|---------------------------------------------|------------|-------|-----|--------------------------|---------------------------|------------|
| <b>Ordinary Income/Expense</b>              |            |       |     |                          |                           |            |
| <b>Income</b>                               |            |       |     |                          |                           |            |
| <b>41000 · Service Revenue</b>              |            |       |     |                          |                           |            |
| <b>41100 · HCEC Ambulance Lease Revenue</b> |            |       |     |                          |                           |            |
| Bill                                        | 01/31/2023 | 2736  |     | HCEC                     | Master Lease for Vehicles | 7,000.00   |
| Bill                                        | 02/28/2023 | 2758  |     | HCEC                     | Master Lease for Vehicles | 7,000.00   |
| Bill                                        | 04/01/2023 | 2787  |     | HCEC                     | Master Lease for Vehicles | 7,000.00   |
| Bill                                        | 04/30/2023 | 2805  |     | HCEC                     | Master Lease for Vehicles | 7,000.00   |
| Bill                                        | 05/31/2023 | 2820  |     | HCEC                     | Master Lease for Vehicles | 7,000.00   |
| Bill                                        | 07/01/2023 | 02836 |     | HCEC                     | Master Lease for Vehicles | 7,000.00   |
| Bill                                        | 07/31/2023 | 02850 |     | HCEC                     | Master Lease for Vehicles | 7,000.00   |
| Bill                                        | 08/31/2023 | 02862 |     | HCEC                     | Master Lease for Vehicles | 7,000.00   |
| Total 41100 · HCEC Ambulance Lease Revenue  |            |       |     |                          |                           | 56,000.00  |
| <b>41200 · HCEC Property Lease Revenue</b>  |            |       |     |                          |                           |            |
| Bill                                        | 01/31/2023 | 2736  |     | HCEC                     | Original Agreement        | 45,553.00  |
| Bill                                        | 02/28/2023 | 2758  |     | HCEC                     | Original Agreement        | 45,553.00  |
| Bill                                        | 04/01/2023 | 2787  |     | HCEC                     | Original Agreement        | 45,553.00  |
| Bill                                        | 04/30/2023 | 2805  |     | HCEC                     | Original Agreement        | 45,553.00  |
| Bill                                        | 05/31/2023 | 2820  |     | HCEC                     | Original Agreement        | 45,553.00  |
| Bill                                        | 07/01/2023 | 02836 |     | HCEC                     | Original Agreement        | 45,553.00  |
| Bill                                        | 07/31/2023 | 02850 |     | HCEC                     | Original Agreement        | 45,553.00  |
| Bill                                        | 08/31/2023 | 02862 |     | HCEC                     | Original Agreement        | 45,553.00  |
| Total 41200 · HCEC Property Lease Revenue   |            |       |     |                          |                           | 364,424.00 |
| Total 41000 · Service Revenue               |            |       |     |                          |                           | 420,424.00 |
| <b>42000 · Tax Revenues</b>                 |            |       |     |                          |                           |            |
| <b>42100 · Penalty &amp; Interest</b>       |            |       |     |                          |                           |            |
| Deposit                                     | 01/09/2023 |       |     | Harris County Tax Office | P&I                       | 0.00       |
| Deposit                                     | 01/09/2023 |       |     | Harris County Tax Office | Deliquent P&I             | 784.88     |
| Deposit                                     | 01/11/2023 |       |     | Harris County Tax Office | P&I                       |            |
| Deposit                                     | 01/11/2023 |       |     | Harris County Tax Office | Deliquent P&I             | 2,010.87   |
| Deposit                                     | 01/18/2023 |       |     | Harris County Tax Office | P&I                       |            |
| Deposit                                     | 01/18/2023 |       |     | Harris County Tax Office | Deliquent P&I             | 938.23     |
| Deposit                                     | 01/20/2023 |       |     | Harris County Tax Office | P&I                       |            |
| Deposit                                     | 01/20/2023 |       |     | Harris County Tax Office | Deliquent P&I             | 2,259.99   |
| Deposit                                     | 01/25/2023 |       |     | Harris County Tax Office | P&I                       |            |
| Deposit                                     | 01/25/2023 |       |     | Harris County Tax Office | Deliquent P&I             | 1,779.39   |
| Deposit                                     | 01/26/2023 |       |     | Harris County Tax Office | -MULTIPLE-                | 0.00       |
| Deposit                                     | 02/01/2023 |       |     | Harris County Tax Office | P&I                       | 0.00       |
| Deposit                                     | 02/01/2023 |       |     | Harris County Tax Office | Deliquent P&I             | 2,369.91   |
| Deposit                                     | 02/02/2023 |       |     | Harris County Tax Office | P&I                       | 0.00       |
| Deposit                                     | 02/02/2023 |       |     | Harris County Tax Office | Deliquent P&I             | 814.31     |
| Deposit                                     | 02/03/2023 |       |     | Harris County Tax Office | -MULTIPLE-                | 0.00       |
| Deposit                                     | 02/06/2023 |       |     | Harris County Tax Office | P&I                       | 0.00       |
| Deposit                                     | 02/06/2023 |       |     | Harris County Tax Office | Deliquent P&I             | 1,223.09   |
| Deposit                                     | 02/07/2023 |       |     | Harris County Tax Office | P&I                       | 0.00       |
| Deposit                                     | 02/07/2023 |       |     | Harris County Tax Office | Deliquent P&I             | 1,212.67   |
| Deposit                                     | 02/08/2023 |       |     | Harris County Tax Office | -MULTIPLE-                | 3,401.57   |
| Deposit                                     | 02/08/2023 |       |     | Harris County Tax Office | P&I                       | 0.00       |
| Deposit                                     | 02/08/2023 |       |     | Harris County Tax Office | Deliquent P&I             | 100.92     |
| Deposit                                     | 02/13/2023 |       |     | Harris County Tax Office | -MULTIPLE-                | 5,507.92   |
| Deposit                                     | 02/16/2023 |       |     | Harris County Tax Office | -MULTIPLE-                | 3,365.41   |
| Deposit                                     | 02/21/2023 |       |     | Harris County Tax Office | -MULTIPLE-                | 2,298.73   |
| Deposit                                     | 02/22/2023 |       |     | Harris County Tax Office | -MULTIPLE-                | 6,972.85   |
| Deposit                                     | 02/28/2023 |       |     | Harris County Tax Office | -MULTIPLE-                | 4,331.72   |
| Deposit                                     | 03/06/2023 |       |     | Harris County Tax Office | -MULTIPLE-                | 5,661.96   |
| Deposit                                     | 03/07/2023 |       |     | Harris County Tax Office | P&I                       | 63.02      |
| Deposit                                     | 03/07/2023 |       |     | Harris County Tax Office | Deliquent P&I             | -13.27     |
| Deposit                                     | 03/09/2023 |       |     | Harris County Tax Office | -MULTIPLE-                | 8,454.21   |
| Deposit                                     | 03/14/2023 |       |     | Harris County Tax Office | -MULTIPLE-                | 3,470.36   |
| Deposit                                     | 03/16/2023 |       |     | Harris County Tax Office | -MULTIPLE-                | 2,469.29   |
| Deposit                                     | 03/23/2023 |       |     | Harris County Tax Office | -MULTIPLE-                | 4,029.07   |
| Deposit                                     | 03/30/2023 |       |     | Harris County Tax Office | -MULTIPLE-                | 5,516.49   |
| Deposit                                     | 03/30/2023 |       |     | Harris County Tax Office | -MULTIPLE-                |            |
| Deposit                                     | 04/06/2023 |       |     | Harris County Tax Office | -MULTIPLE-                | 6,069.47   |
| Deposit                                     | 04/07/2023 |       |     | Harris County Tax Office | -MULTIPLE-                | 209.28     |
| Deposit                                     | 04/12/2023 |       |     | Harris County Tax Office | -MULTIPLE-                | 12,269.60  |
| Deposit                                     | 04/25/2023 |       |     | Harris County Tax Office | P&I                       | -2,370.54  |
| Deposit                                     | 04/25/2023 |       |     | Harris County Tax Office | Deliquent P&I             | 3,765.29   |
| Deposit                                     | 05/01/2023 |       |     | Harris County Tax Office | -MULTIPLE-                | 0.00       |
| Deposit                                     | 05/02/2023 |       |     | Harris County Tax Office | -MULTIPLE-                | 1,189.27   |
| Deposit                                     | 05/05/2023 |       |     | Harris County Tax Office | -MULTIPLE-                | 2,271.64   |
| Deposit                                     | 05/08/2023 |       |     | Harris County Tax Office | -MULTIPLE-                | 143.21     |
| Deposit                                     | 06/06/2023 |       |     | Harris County Tax Office | -MULTIPLE-                | 24,042.01  |
| Deposit                                     | 06/07/2023 |       |     | Harris County Tax Office | -MULTIPLE-                | 100.90     |

**Harris County ESD No. 1 - GOF  
Profit & Loss Detail  
January through August 2023**

| Type                                           | Date       | Num   | Adj | Name                                 | Memo                                  | Amount       |
|------------------------------------------------|------------|-------|-----|--------------------------------------|---------------------------------------|--------------|
| Deposit                                        | 06/12/2023 |       |     | Harris County Tax Office             | -MULTIPLE-                            | 7,986.74     |
| Deposit                                        | 06/16/2023 |       |     | Harris County Tax Office             | -MULTIPLE-                            | 1,900.69     |
| Deposit                                        | 07/06/2023 |       |     | Harris County Tax Office             | -MULTIPLE-                            | 12,782.46    |
| Deposit                                        | 07/07/2023 |       |     | Harris County Tax Office             | -MULTIPLE-                            | 195.24       |
| Deposit                                        | 07/20/2023 |       |     | Harris County Tax Office             | P&I                                   | 0.00         |
| Deposit                                        | 07/20/2023 |       |     | Harris County Tax Office             | Deliquent P&I                         | 5,133.09     |
| Deposit                                        | 07/26/2023 |       |     | Harris County Tax Office             | P&I                                   | 0.00         |
| Deposit                                        | 07/26/2023 |       |     | Harris County Tax Office             | Deliquent P&I                         | 6,602.79     |
| Deposit                                        | 08/04/2023 |       |     | Harris County Tax Office             | P&I                                   | 0.00         |
| Deposit                                        | 08/04/2023 |       |     | Harris County Tax Office             | Deliquent P&I                         | 4,847.84     |
| Deposit                                        | 08/04/2023 |       |     | Harris County Tax Office             | P&I                                   | 0.00         |
| Deposit                                        | 08/04/2023 |       |     | Harris County Tax Office             | Deliquent P&I                         | 141.12       |
| Deposit                                        | 08/10/2023 |       |     | Harris County Tax Office             | P&I                                   | 0.00         |
| Deposit                                        | 08/10/2023 |       |     | Harris County Tax Office             | Deliquent P&I                         | 5,172.67     |
| Deposit                                        | 08/11/2023 |       |     | Harris County Tax Office             | -MULTIPLE-                            | 0.00         |
| Deposit                                        | 08/18/2023 |       |     | Harris County Tax Office             | -MULTIPLE-                            | 0.00         |
| Deposit                                        | 08/30/2023 |       |     | Harris County Tax Office             | -MULTIPLE-                            | 0.00         |
| Total 42100 · Penalty & Interest               |            |       |     |                                      |                                       | 161,476.36   |
| Total 42000 · Tax Revenues                     |            |       |     |                                      |                                       | 161,476.36   |
| <b>43000 · Other Income</b>                    |            |       |     |                                      |                                       |              |
| <b>43100 · Miscellaneous Income</b>            |            |       |     |                                      |                                       |              |
| Deposit                                        | 05/01/2023 |       |     | Harris County Tax Office             | Adj/Fees                              | 58,915.98    |
| Deposit                                        | 08/18/2023 |       |     | Harris County Tax Office             | Ajd/Fees                              | 31,692.52    |
| Total 43100 · Miscellaneous Income             |            |       |     |                                      |                                       | 90,608.50    |
| <b>43200 · Donations &amp; Contributions</b>   |            |       |     |                                      |                                       |              |
| Deposit                                        | 01/02/2023 |       |     | Harris County Utility District No 15 | Deposit                               | 1,508.34     |
| Deposit                                        | 02/06/2023 |       |     | Harris County Utility District No 15 | Monthly Collection                    | 606.09       |
| Deposit                                        | 02/06/2023 |       |     | Harris County Utility District No 15 | Reissue Monthly Collection Ck # 15161 | 835.27       |
| Deposit                                        | 03/02/2023 | 15562 |     | Harris County Utility District No 15 | -MULTIPLE-                            | 2,401.73     |
| Deposit                                        | 06/26/2023 |       |     |                                      | Deposit                               | 843.62       |
| Deposit                                        | 06/26/2023 |       |     |                                      | Deposit                               | 859.49       |
| Deposit                                        | 06/26/2023 |       |     |                                      | Deposit                               | 833.01       |
| Deposit                                        | 06/26/2023 |       |     |                                      | Deposit                               | 884.00       |
| Deposit                                        | 08/30/2023 |       |     | Harris County Utility District No 15 | Deposit                               | 878.50       |
| Total 43200 · Donations & Contributions        |            |       |     |                                      |                                       | 9,650.05     |
| <b>43700 · Interest Earned on Temp. Invest</b> |            |       |     |                                      |                                       |              |
| Deposit                                        | 01/31/2023 |       |     |                                      | Interest                              | 23,385.87    |
| Deposit                                        | 01/31/2023 |       |     |                                      | Interest                              | 15,440.13    |
| Deposit                                        | 01/31/2023 |       |     |                                      | Interest                              | 19,172.26    |
| Deposit                                        | 02/28/2023 |       |     |                                      | Interest                              | 22,052.75    |
| Deposit                                        | 02/28/2023 |       |     |                                      | Interest                              | 50,394.52    |
| Deposit                                        | 02/28/2023 |       |     |                                      | Interest                              | 16,157.26    |
| Deposit                                        | 03/31/2023 |       |     |                                      | Interest                              | 87,175.55    |
| Deposit                                        | 03/31/2023 |       |     |                                      | Interest                              | 25,037.13    |
| Deposit                                        | 03/31/2023 |       |     |                                      | Interest                              | 869.69       |
| Deposit                                        | 04/30/2023 |       |     |                                      | Interest                              | 82,922.10    |
| Deposit                                        | 04/30/2023 |       |     |                                      | Interest                              | 25,243.09    |
| Deposit                                        | 04/30/2023 |       |     |                                      | Interest                              | 1,662.44     |
| Deposit                                        | 05/31/2023 |       |     |                                      | Interest                              | 1,913.60     |
| Deposit                                        | 05/31/2023 |       |     |                                      | Interest                              | 88,163.02    |
| Deposit                                        | 05/31/2023 |       |     |                                      | Interest                              | 26,991.42    |
| Deposit                                        | 06/30/2023 |       |     |                                      | Interest                              | 26,599.22    |
| Deposit                                        | 06/30/2023 |       |     |                                      | Interest                              | 72,191.53    |
| Deposit                                        | 06/30/2023 |       |     |                                      | Interest                              | 1,897.50     |
| Deposit                                        | 07/31/2023 |       |     |                                      | Interest                              | 74,776.82    |
| Deposit                                        | 07/31/2023 |       |     |                                      | Interest                              | 27,907.09    |
| Deposit                                        | 07/31/2023 |       |     |                                      | Interest                              | 1,747.01     |
| Deposit                                        | 08/31/2023 |       |     |                                      | Interest                              | 68,301.40    |
| Deposit                                        | 08/31/2023 |       |     |                                      | Interest                              | 27,430.87    |
| Deposit                                        | 08/31/2023 |       |     |                                      | Interest                              | 2,979.50     |
| Deposit                                        | 08/31/2023 |       |     |                                      | Interest                              | 1,319.50     |
| Deposit                                        | 08/31/2023 |       |     |                                      | Interest                              | 851.95       |
| Total 43700 · Interest Earned on Temp. Invest  |            |       |     |                                      |                                       | 792,583.22   |
| Total 43000 · Other Income                     |            |       |     |                                      |                                       | 892,841.77   |
| Total Income                                   |            |       |     |                                      |                                       | 1,474,742.13 |
| Gross Profit                                   |            |       |     |                                      |                                       | 1,474,742.13 |
| <b>Expense</b>                                 |            |       |     |                                      |                                       |              |
| <b>143502 · Commissions Paid from Levy</b>     |            |       |     |                                      |                                       |              |

**Harris County ESD No. 1 - GOF  
Profit & Loss Detail  
January through August 2023**

| Type                                             | Date       | Num        | Adj | Name                           | Memo                                                  | Amount        |
|--------------------------------------------------|------------|------------|-----|--------------------------------|-------------------------------------------------------|---------------|
| Deposit                                          | 01/09/2023 |            |     | Harris County Tax Office       | Adj./Fees                                             | 5,437.69      |
| Deposit                                          | 01/11/2023 |            |     | Harris County Tax Office       | Adj./Fees                                             | 5,025.78      |
| Deposit                                          | 01/18/2023 |            |     | Harris County Tax Office       | Adj./Fees                                             | 4,071.99      |
| Deposit                                          | 01/20/2023 |            |     | Harris County Tax Office       | Adj./Fees                                             | 7,790.90      |
| Deposit                                          | 02/01/2023 |            |     | Harris County Tax Office       | Adj./Fees                                             | 1,554.46      |
| Deposit                                          | 07/20/2023 |            |     | Harris County Tax Office       | Adj./Fees                                             | 258.36        |
| Deposit                                          | 07/26/2023 |            |     | Harris County Tax Office       | Adj./Fees                                             | 124.12        |
| Deposit                                          | 08/04/2023 |            |     | Harris County Tax Office       | Adj./Fees                                             | 298.29        |
| Deposit                                          | 08/10/2023 |            |     | Harris County Tax Office       | Adj./Fees                                             | 258.31        |
| Deposit                                          | 08/30/2023 |            |     | Harris County Tax Office       | Adj./Fees                                             | -1,023.11     |
| Total 143502 · Commissions Paid from Levy        |            |            |     |                                |                                                       | 23,796.79     |
| <b>162800 · Facilities &amp; Equipment (DNU)</b> |            |            |     |                                |                                                       |               |
| <b>162805 · Furniture/Equip - Non-Asset</b>      |            |            |     |                                |                                                       |               |
| Bill                                             | 06/01/2023 | 202974     |     | Stryker Medical Corp           | Remaining balance                                     | 6,540.37      |
| Total 162805 · Furniture/Equip - Non-Asset       |            |            |     |                                |                                                       | 6,540.37      |
| Total 162800 · Facilities & Equipment (DNU)      |            |            |     |                                |                                                       | 6,540.37      |
| <b>170000 · Capital Purchases</b>                |            |            |     |                                |                                                       |               |
| <b>17001 · Vehicles</b>                          |            |            |     |                                |                                                       |               |
| Bill                                             | 04/19/2023 | G5256...   |     | Donalson CDJR, LLC             | 2023 Dodge Ram 3500                                   | 60,568.00     |
| Bill                                             | 04/19/2023 | G5256...   |     | Donalson CDJR, LLC             | 2023 Dodge Ram 3500                                   | 60,568.00     |
| Total 17001 · Vehicles                           |            |            |     |                                |                                                       | 121,136.00    |
| Total 170000 · Capital Purchases                 |            |            |     |                                |                                                       | 121,136.00    |
| <b>50000 · Commissioner Salaries and Wages</b>   |            |            |     |                                |                                                       |               |
| <b>50250 · Commissioner Reimbursement</b>        |            |            |     |                                |                                                       |               |
| Bill                                             | 01/29/2023 | Januar...  |     | Fred A Scibuola                | January 2023 Reimbursement                            | 600.00        |
| Bill                                             | 02/21/2023 | Febru...   |     | Fred A Scibuola                | February 2023 Reimbursement                           | 600.00        |
| Bill                                             | 02/25/2023 | Reimb...   |     | Shirley Reed                   | Reimbursement Request January 11 - February 23, 20... | 1,050.00      |
| Bill                                             | 02/27/2023 | 2023 ...   |     | Cathy Sunday_                  | Commissioner Reimbursement 2023                       | 2,250.00      |
| Bill                                             | 02/28/2023 | March ...  |     | Fred A Scibuola                | March 2023 Reimbursement                              | 750.00        |
| Bill                                             | 04/14/2023 | April 1... |     | Fred A Scibuola                | April 2023 Reimbursement                              | 1,050.00      |
| Bill                                             | 04/17/2023 | Reimb...   |     | Shirley Reed                   | Reimbursement Request March 01 - April 12, 2023       | 1,050.00      |
| Bill                                             | 05/24/2023 | May 2...   |     | Fred A Scibuola                | May 2023 Reimbursement                                | 1,500.00      |
| Bill                                             | 06/14/2023 | June 1...  |     | Fred A Scibuola                | June 2023 Reimbursement                               | 1,050.00      |
| Bill                                             | 06/15/2023 | Reimb...   |     | Shirley Reed                   | Reimbursement Request April 1 - June 14, 2023         | 1,350.00      |
| Bill                                             | 07/21/2023 | July 2...  |     | Fred A Scibuola                | July 2023 Reimbursement                               | 1,050.00      |
| Bill                                             | 07/31/2023 | 2023 ...   |     | Virginia Bazan                 | Meeting reimbursement                                 | 4,500.00      |
| Bill                                             | 08/22/2023 | AUG 2...   |     | Fred A Scibuola                | AUG 2023 Reimbursement                                | 600.00        |
| Bill                                             | 08/29/2023 | Reimb...   |     | Shirley Reed                   | Reimbursement Request June 14 - August 8, 2023        | 1,350.00      |
| Total 50250 · Commissioner Reimbursement         |            |            |     |                                |                                                       | 18,750.00     |
| Total 50000 · Commissioner Salaries and Wages    |            |            |     |                                |                                                       | 18,750.00     |
| <b>51000 · HCEC Program Expense</b>              |            |            |     |                                |                                                       |               |
| <b>51100 · HCEC Contract Expense</b>             |            |            |     |                                |                                                       |               |
| Bill                                             | 01/31/2023 | 2736       |     | HCEC                           | Rate \$984.21 @ 2194 Trips less (\$890,863)           | 1,753,358.00  |
| Bill                                             | 02/28/2023 | 2758       |     | HCEC                           | Rate \$984.21 @ 1929 Trips less (\$890,863)           | 1,412,746.00  |
| Bill                                             | 04/01/2023 | 2787       |     | HCEC                           | Rate \$984.21 @ 2169 Trips less (\$572,670)           | 1,562,081.00  |
| Bill                                             | 04/30/2023 | 2805       |     | HCEC                           | Rate \$984.21 @ 2100 Trips less (\$531,499)           | 1,535,342.00  |
| Bill                                             | 05/31/2023 | 2820       |     | HCEC                           | Rate \$984.21 @ 2359 Trips less (\$544,616)           | 1,777,136.00  |
| Bill                                             | 07/01/2023 | 02836      |     | HCEC                           | Rate \$984.21 @ 2277 Trips less (\$576,963)           | 1,664,083.00  |
| Bill                                             | 07/31/2023 | 02850      |     | HCEC                           | Rate \$984.21 @ 2165 Trips less (\$456,192)           | 1,674,623.00  |
| Bill                                             | 08/31/2023 | 02862      |     | HCEC                           | Rate \$984.21 @ 2390 Trips less (\$548,586)           | 1,803,676.00  |
| Total 51100 · HCEC Contract Expense              |            |            |     |                                |                                                       | 13,183,045.00 |
| Total 51000 · HCEC Program Expense               |            |            |     |                                |                                                       | 13,183,045.00 |
| <b>52000 · Contract Services (DNU)</b>           |            |            |     |                                |                                                       |               |
| <b>52100 · Accounting Fees</b>                   |            |            |     |                                |                                                       |               |
| Bill                                             | 01/31/2023 | 2401       |     | The Morton Accounting Services | January CPA Services                                  | 4,362.62      |
| Bill                                             | 02/28/2023 | 2415       |     | The Morton Accounting Services | February CPA Services                                 | 4,679.55      |
| Bill                                             | 03/31/2023 | 2424       |     | The Morton Accounting Services | March CPA Services                                    | 5,285.25      |
| Bill                                             | 04/30/2023 | 2437       |     | The Morton Accounting Services | April CPA Services                                    | 6,042.06      |
| Bill                                             | 05/31/2023 | 2444       |     | The Morton Accounting Services | May CPA Services                                      | 4,706.36      |
| Bill                                             | 06/30/2023 | 2447       |     | The Morton Accounting Services | June CPA Services                                     | 4,025.04      |
| Bill                                             | 07/31/2023 | 2459       |     | The Morton Accounting Services | July CPA Services                                     | 5,355.09      |
| Bill                                             | 08/31/2023 | 2470       |     | The Morton Accounting Services | August CPA Services                                   | 4,001.78      |
| Total 52100 · Accounting Fees                    |            |            |     |                                |                                                       | 38,457.75     |
| <b>52200 · Audit Fees</b>                        |            |            |     |                                |                                                       |               |
| Bill                                             | 04/01/2023 | 17545...   |     | Carr Riggs & Ingram            | 2022 Audit Billing                                    | 16,000.00     |

**Harris County ESD No. 1 - GOF**  
**Profit & Loss Detail**  
**January through August 2023**

09/25/23

Accrual Basis

| Type                                               | Date       | Num      | Adj | Name                              | Memo                                                | Amount     |
|----------------------------------------------------|------------|----------|-----|-----------------------------------|-----------------------------------------------------|------------|
| Bill                                               | 06/29/2023 | 17634... |     | Carr Riggs & Ingram               | 2022 Audit Billing - Final                          | 4,700.00   |
| Total 52200 · Audit Fees                           |            |          |     |                                   |                                                     | 20,700.00  |
| <b>52300 · Legal Fees</b>                          |            |          |     |                                   |                                                     |            |
| Bill                                               | 01/11/2023 |          |     | Caryn Papantonakis                | Legal Fees                                          | 6,000.00   |
| Bill                                               | 02/11/2023 |          |     | Caryn Papantonakis                | Legal Fees                                          | 6,000.00   |
| Bill                                               | 03/11/2023 |          |     | Caryn Papantonakis                | Legal Fees                                          | 6,000.00   |
| Bill                                               | 04/11/2023 |          |     | Caryn Papantonakis                | Legal Fees                                          | 6,000.00   |
| Bill                                               | 05/11/2023 |          |     | Caryn Papantonakis                | Legal Fees                                          | 6,000.00   |
| Bill                                               | 06/30/2023 |          |     | Caryn Papantonakis                | Legal Fees                                          | 6,000.00   |
| Bill                                               | 07/11/2023 |          |     | Caryn Papantonakis                | Legal Fees                                          | 6,000.00   |
| Bill                                               | 08/11/2023 |          |     | Caryn Papantonakis                | Legal Fees                                          | 6,000.00   |
| Total 52300 · Legal Fees                           |            |          |     |                                   |                                                     | 48,000.00  |
| <b>52350 · Outside Contract Services</b>           |            |          |     |                                   |                                                     |            |
| Bill                                               | 01/31/2023 | 10029    |     | AG CM Inc.                        | Project Management Support #93 & 96 - January 2023  | 5,187.00   |
| Bill                                               | 02/26/2023 | 10132    |     | AG CM Inc.                        | Project Management Support #93 & 96 - February 2023 | 8,845.00   |
| Bill                                               | 03/31/2023 | 10206    |     | AG CM Inc.                        | Project Management Support #93 & 96 - March 2023    | 18,893.00  |
| Bill                                               | 04/30/2023 | 10270    |     | AG CM Inc.                        | Project Management Support #93 & 96 - April 2023    | 3,165.00   |
| Bill                                               | 05/31/2023 | 60333    |     | Equitax Inc.                      | 2022 Annual Tax True Up                             | 3,200.00   |
| Bill                                               | 05/31/2023 | 10397    |     | AG CM Inc.                        | Project Management Support #93 & 96 -May 2023       | 22,232.00  |
| Bill                                               | 06/30/2023 | 10505    |     | AG CM Inc.                        | Project Management Support #93 & 96 - June 2023     | 7,505.50   |
| Bill                                               | 07/31/2023 | 0558     |     | AG CM Inc.                        | Project Management Support #93 & 96 - July 2023     | 2,450.50   |
| Bill                                               | 08/31/2023 | 10650    |     | AG CM Inc.                        | Project Management Support #93 & 96 - August 2023   | 5,182.75   |
| Total 52350 · Outside Contract Services            |            |          |     |                                   |                                                     | 76,660.75  |
| <b>52550 · Election Expense</b>                    |            |          |     |                                   |                                                     |            |
| Bill                                               | 05/31/2023 | 217227   |     | Radcliffe Bobbitt Adams Polley    | Legal - Elections                                   | 30.00      |
| Total 52550 · Election Expense                     |            |          |     |                                   |                                                     | 30.00      |
| Total 52000 · Contract Services (DNU)              |            |          |     |                                   |                                                     | 183,848.50 |
| <b>53000 · Operations (DNU)</b>                    |            |          |     |                                   |                                                     |            |
| <b>53150 · Dues &amp; Subscriptions</b>            |            |          |     |                                   |                                                     |            |
| Bill                                               | 01/31/2023 | 2023 ... |     | SAFE-D                            | Safe-D Membership Renewal                           | 1,100.00   |
| Bill                                               | 01/31/2023 | 13489    |     | Oak Interactive, LLC              | Monthly Website Maintenance - January               | 450.00     |
| Bill                                               | 02/28/2023 | 13513    |     | Oak Interactive, LLC              | Monthly Website Maintenance - February              | 450.00     |
| Bill                                               | 03/31/2023 | 13540    |     | Oak Interactive, LLC              | Monthly Website Maintenance - March                 | 450.00     |
| Bill                                               | 04/30/2023 | 13564    |     | Oak Interactive, LLC              | Monthly Website Maintenance - April                 | 450.00     |
| Bill                                               | 05/31/2023 | 13588    |     | Oak Interactive, LLC              | Monthly Website Maintenance - May                   | 450.00     |
| Bill                                               | 06/30/2023 | 13623    |     | Oak Interactive, LLC              | Monthly Website Maintenance - June                  | 450.00     |
| Bill                                               | 07/31/2023 | 13646    |     | Oak Interactive, LLC              | Monthly Website Maintenance - July                  | 450.00     |
| Bill                                               | 08/31/2023 | 13690    |     | Oak Interactive, LLC              | Monthly Website Maintenance - August                | 450.00     |
| Total 53150 · Dues & Subscriptions                 |            |          |     |                                   |                                                     | 4,700.00   |
| <b>53250 · Computer/Software Support</b>           |            |          |     |                                   |                                                     |            |
| Bill                                               | 01/31/2023 | 2401     |     | The Morton Accounting Services    | Quickbooks Software                                 | 864.92     |
| Total 53250 · Computer/Software Support            |            |          |     |                                   |                                                     | 864.92     |
| <b>53300 · Printing &amp; Copying</b>              |            |          |     |                                   |                                                     |            |
| Bill                                               | 01/31/2023 | 2401     |     | The Morton Accounting Services    | Copies                                              | 2.32       |
| Bill                                               | 02/28/2023 | 2415     |     | The Morton Accounting Services    | Copies                                              | 7.54       |
| Bill                                               | 03/31/2023 | 2424     |     | The Morton Accounting Services    | Copies                                              | 8.99       |
| Bill                                               | 04/30/2023 | 2437     |     | The Morton Accounting Services    | Copies                                              | 8.12       |
| Bill                                               | 05/31/2023 | 2444     |     | The Morton Accounting Services    | Copies                                              | 4.06       |
| Bill                                               | 06/30/2023 | 2447     |     | The Morton Accounting Services    | Copies                                              | 1.16       |
| Bill                                               | 07/31/2023 | 2459     |     | The Morton Accounting Services    | Copies                                              | 4.90       |
| Bill                                               | 08/31/2023 | 2470     |     | The Morton Accounting Services    | Copies                                              | 3.50       |
| Total 53300 · Printing & Copying                   |            |          |     |                                   |                                                     | 40.59      |
| <b>53350 · Legal Notices &amp; Filing Fees</b>     |            |          |     |                                   |                                                     |            |
| Deposit                                            | 03/02/2023 | 7213369  |     | Houston Chronicle                 | Refund for Advertising                              | -11,746.90 |
| Total 53350 · Legal Notices & Filing Fees          |            |          |     |                                   |                                                     | -11,746.90 |
| Total 53000 · Operations (DNU)                     |            |          |     |                                   |                                                     | -6,141.39  |
| <b>54000 · General and Admin Expenses</b>          |            |          |     |                                   |                                                     |            |
| <b>54150 · Insurance - Gen Liab-Err &amp; Omis</b> |            |          |     |                                   |                                                     |            |
| General ...                                        | 01/01/2023 | CPA 2... | *   | VFIS of Texas                     | Prepaid balance for insurance                       | 73,273.00  |
| Total 54150 · Insurance - Gen Liab-Err & Omis      |            |          |     |                                   |                                                     | 73,273.00  |
| <b>54400 · HCAD Qtr Expenses</b>                   |            |          |     |                                   |                                                     |            |
| Bill                                               | 03/01/2023 | PSI23... |     | Harris Central Appraisal District | 2nd Qtr Quarter 2023 Assessment                     | 39,673.00  |

No assurance is provided on these financial statements

8:45 AM

09/25/23

Accrual Basis

**Harris County ESD No. 1 - GOF**  
**Profit & Loss Detail**  
**January through August 2023**

| Type                                     | Date       | Num      | Adj | Name                              | Memo                              | Amount                |
|------------------------------------------|------------|----------|-----|-----------------------------------|-----------------------------------|-----------------------|
| Bill                                     | 05/18/2023 | PSI23... |     | Harris Central Appraisal District | 3rd Qtr Quarter 2023 Assessment   | 39,910.00             |
| Bill                                     | 08/18/2023 | PSI23... |     | Harris Central Appraisal District | 4th Qtr Quarterly 2023 Assessment | 39,950.00             |
| Total 54400 · HCAD Qtr Expenses          |            |          |     |                                   |                                   | 119,533.00            |
| Total 54000 · General and Admin Expenses |            |          |     |                                   |                                   | 192,806.00            |
| <b>60000 · Interest Expense</b>          |            |          |     |                                   |                                   |                       |
| Bill                                     | 05/12/2023 | Loan ... |     | JPMorgan Chase Bank NA            | Payment for Loan - \$6,251,874.51 | 35,951.84             |
| Total 60000 · Interest Expense           |            |          |     |                                   |                                   | 35,951.84             |
| Total Expense                            |            |          |     |                                   |                                   | 13,759,733.11         |
| Net Ordinary Income                      |            |          |     |                                   |                                   | -12,284,990.98        |
| <b>Net Income</b>                        |            |          |     |                                   |                                   | <b>-12,284,990.98</b> |

# Invoice



Page 1/1  
 Invoice 02862  
 Date 8/31/2023

**Harris County Emergency Corps**  
 2800 Aldine Bender Road  
 Houston TX 77032

**Bill To:** Harris County ESD#1  
 2800 Aldine Bender Rd  
 Houston Texas 77032

**Ship To:** Harris County ESD#1  
 2800 Aldine Bender Rd  
 Houston Texas 77032

|         |                  | Customer ID                               | Shipping Method | Payment Terms  | Req Ship Date  | Master No. |
|---------|------------------|-------------------------------------------|-----------------|----------------|----------------|------------|
|         |                  | H0001                                     |                 | Due on Receipt | 8/31/2023      | 2,813      |
| Ordered | Item Number      | Description                               | Discount        | Unit Price     | Ext. Price     |            |
| 1.00    | 911 SERVICES     | 2390 Responses x \$984.21 - IMX \$548,586 | \$0.00          | \$1,803,676.00 | \$1,803,676.00 |            |
| 1.00    | LEASE PAYMENTS   | Lease payments to ESD1 Bldg/Eq            | \$0.00          | -\$45,553.00   | -\$45,553.00   |            |
| 1.00    | LEASE AMBULANCES | Lease Payments ESD1 ambulances            | \$0.00          | -\$7,000.00    | -\$7,000.00    |            |

|                |                       |
|----------------|-----------------------|
| Subtotal       | \$1,751,123.00        |
| Misc           | \$0.00                |
| Tax            | \$0.00                |
| Freight        | \$0.00                |
| Trade Discount | \$0.00                |
| <b>Total</b>   | <b>\$1,751,123.00</b> |



\*\*\*HISTORICAL\*\*\*

Harris County Emergency Corps  
 2800 Aldine Bender Road  
 Houston TX 77032

|                |           |
|----------------|-----------|
| <b>Invoice</b> | 02836     |
| <b>Date</b>    | 6/30/2023 |
| <b>Page</b>    | 1         |

**Bill To:**

Harris County ESD#1  
 2800 Aldine Bender Rd  
 Houston Texas 77032

**Ship To:**

Harris County ESD#1  
 2800 Aldine Bender Rd  
 Houston Texas 77032

| Purchase Order No. |         | Customer ID | Salesperson ID   | Shipping Method                            | Payment Terms  | Req Ship Date | Master No.     |
|--------------------|---------|-------------|------------------|--------------------------------------------|----------------|---------------|----------------|
|                    |         | H0001       |                  |                                            | Due on Receipt | 6/30/2023     | 2,777          |
| Ordered            | Shipped | B/O         | Item Number      | Description                                | Discount       | Unit Price    | Ext. Price     |
| 1.00               | 1.00    | 0.00        | 911 SERVICES     | 2277 Responses x \$ 984.21 - IMX \$576,963 | \$0.00         | 1,664,083.00  | \$1,664,083.00 |
| 1.00               | 1.00    | 0.00        | LEASE PAYMENTS   | Lease payments to ESD1 Bldg/Eq             | \$0.00         | -\$45,553.00  | -\$45,553.00   |
| 1.00               | 1.00    | 0.00        | LEASE AMBULANCES | Lease Payments ESD1 ambulances             | \$0.00         | -\$7,000.00   | -\$7,000.00    |

Thank you for your business!

|                       |                |
|-----------------------|----------------|
| <b>Subtotal</b>       | \$1,611,530.00 |
| <b>Misc</b>           | \$0.00         |
| <b>Tax</b>            | \$0.00         |
| <b>Freight</b>        | \$0.00         |
| <b>Trade Discount</b> | \$0.00         |
| <b>Total</b>          | \$1,611,530.00 |



**Lonestar Documentation, LLC dba Multivista**

508 N. Central Expy.  
 Richardson, TX 75080  
 Phone 832.829.0152 j.altus@multivista.com  
 Fax 972.690.1061 www.multivista.com



| Date     | Invoice   |
|----------|-----------|
| 9/8/2023 | 7770      |
| Terms    | Due Date  |
| Net 30   | 10/8/2023 |

| Bill To                                                                |
|------------------------------------------------------------------------|
| Harris County ESD No. 1<br>2800 Aldine Bender Rd.<br>Houston, TX 77032 |

| Enclosed |
|----------|
|          |

| MVID  |
|-------|
| 76420 |

| Project Name         | Description                                                                                                                                                            | Amount   |
|----------------------|------------------------------------------------------------------------------------------------------------------------------------------------------------------------|----------|
| EMS Stations 93 & 96 | Project Set up, Plan review, Site Survey and Initial Documentation<br>*****<br><br>HCESD 1 - EMS Station 93 & EMS Station 96<br>Contract: \$8,210.00<br>Invoice 1 of 3 | 2,052.50 |

Please remit payment to the following address:508 N. Central Expy.  
 Richardson, TX 75080

Thank you for your business!

|                         |                   |
|-------------------------|-------------------|
| <b>Subtotal</b>         | \$2,052.50        |
| <b>Sales Tax (0.0%)</b> | \$0.00            |
| <b>Payments/Credits</b> | \$0.00            |
| <b>Balance Due</b>      | <b>\$2,052.50</b> |



# INVOICE

**OAK Interactive, LLC**

1819 Blue Water Bay Dr., Katy, TX 77494,

UNITED STATES

info@oakinteractive.com; Website:

www.oakinteractive.com

**Invoice No#:** 13690

**Invoice Date:** Aug 31, 2023

**Reference:** Creative Services

**Due Date:** Sep 30, 2023

**\$450.00**

**AMOUNT DUE**

## **BILL TO**

HCESD-1.org

Melissa Morton

2800 Aldine Bender Rd., Houston, TX

77032, UNITED STATES

| # | ITEMS & DESCRIPTION                         | QTY/HRS | PRICE        | AMOUNT(\$)          |
|---|---------------------------------------------|---------|--------------|---------------------|
| 1 | Website Maintenance<br>HCESD-1.org - August | 1       | \$450.00     | \$450.00            |
|   |                                             |         | Subtotal     | \$450.00            |
|   |                                             |         | <b>TOTAL</b> | <b>\$450.00 USD</b> |

## **NOTES TO CUSTOMER**

August, 2023 - Kindly Remit to: OAK Interactive, LLC

1819 Blue Water Bay Dr., Katy, TX 77494

Thank YOU For Your Business!

## **TERMS AND CONDITIONS**

Net 30 - Interest accrued at 2% per month, thereafter. Make checks payable to: OAK Interactive, LLC or pay via Credit Card with a 4% processing fee. Sales Tax applied to:

- Website Maintenance
- Website Design & Development
- Hard Cost for production items



# Invoice

|           |           |
|-----------|-----------|
| Date      | Invoice # |
| 8/31/2023 | 2470      |

|                                                                    |
|--------------------------------------------------------------------|
| Bill To                                                            |
| Harris County ESD #1<br>2800 Aldine Bender Rd<br>Houston, TX 77032 |

|        |           |
|--------|-----------|
| Terms  | Due Date  |
| Net 30 | 9/30/2023 |

| Served    | Description                                                                                                                                                                            | Time   | Rate     | Amount   |
|-----------|----------------------------------------------------------------------------------------------------------------------------------------------------------------------------------------|--------|----------|----------|
| 8/31/2023 | August CPA Services                                                                                                                                                                    |        | 2,750.00 | 2,750.00 |
| 8/31/2023 | Additional Hours (Fixed asset management, meeting with board members for ACH approval for Prosperity, working with the County regarding tax rates, discussing changes in tax approach) | 8.9413 | 140.00   | 1,251.78 |
| 8/31/2023 | Copies                                                                                                                                                                                 | 10     | 0.35     | 3.50     |

Please Remit Payment to:  
The Morton Accounting Service  
410 Pierce Street Suite 230  
Houston, TX 77002

or via the Intuit payment link in the email.

|                         |            |
|-------------------------|------------|
| <b>Total</b>            | \$4,005.28 |
| <b>Payments/Credits</b> | \$0.00     |
| <b>Balance Due</b>      | \$4,005.28 |

TAX REVENUE CALCULATION - 2024

**Alt 6 Calculation**

No New Revenue Tax rate 0.080184  
Voter Approval tax rate 0.082838  
De minimis tax rate 0.08187

APPROVED  
Harris County ESD #1  
Board of Commissioners

SEP 26 2023

Line 21 from Tax Rate Calc Worksheet

2023 Total Taxable Value 28,319,757,835 Use this value

Line 25 from Tax Rate Calc Worksheet

2023 Total Adj Taxable Value 27,526,530,909

No New Revenue Tax rate \$0.080184/\$100 0.000802

Calculated Revenue 22,707,915 No New Revenue Tax rate

Voter Approval tax rate \$0.082838/\$100 0.000828

Calculated Revenue at 23,459,521 Voter Approval tax rate

De minimis tax rate \$0.08187/\$100 0.000819

Calculated Revenue at 23,185,386 De minimis tax rate

President: 

Secretary: 

**Standard Calculation**

No New Revenue Tax rate 0.078051  
Voter Approval tax rate 0.080752  
De minimis tax rate 0.079854

Line 21 from Tax Rate Calc Worksheet

2023 Total Taxable Value 28,319,757,835 Use this value

Line 25 from Tax Rate Calc Worksheet

2023 Total Adj Taxable Value 27,526,530,909

No New Revenue Tax rate \$0.078051/\$100 0.000781

Calculated Revenue 22,103,854 No New Revenue Tax rate

Voter Approval tax rate \$0.080752/\$100 0.000808

Calculated Revenue at 22,868,771 Voter Approval tax rate

De minimis tax rate \$0.079854/\$100 0.000799

Calculated Revenue at 22,614,459 De minimis tax rate



SEP 26 2023

President: [Signature]

Secretary: [Signature]

**PRODUCT PRICING SUMMARY**  
TIPS USA 210907 AUTOMOBILES  
VENDOR- DONALSON CDJR CDJR, 1305 Hwy 96 BYPASS , Silsbee TX 77656

End User: HARRIS COUNTY ESD #1 MEMBER# TX991851  
Contact: JEREMY HYDE  
Email: 281-977-3806-jhyde@hced.com  
Product Description: RAM 3500 PICK UP

Prepared by: JARROD RUNNELS  
Phone: 409-895-3858  
Email: jrunnels@silsbeefleet.com  
Date: September 13, 2023

A. Bid Item: 3500 A. Base Price: \$ 38,433.00

**B. Factory Options**

| Code | Description | Bid Price | Code | Description                   | Bid Price   |
|------|-------------|-----------|------|-------------------------------|-------------|
|      |             | \$ -      |      | 2024 RAM 3500 REGULAR CAB 4X2 | \$ 8,790.00 |
|      |             |           |      | 6.7L DIESEL ENGINE/AUTO TRANS | \$ -        |
|      |             |           |      | LONG BED                      |             |
|      |             |           |      | POWER WINDOWS/LOCKS/ CRUISE   |             |
|      |             |           |      | 40/20/40 VINYL SEATING        |             |

Total of B. Published Options: \$ 8,790.00

Published Option Discount (5%) \$ (439.50)

**C. Unpublished Options**

| Description                              | Bid Price    | Options                                      | Bid Price |
|------------------------------------------|--------------|----------------------------------------------|-----------|
| ETK 6.7L I6 CUMMINS TURBO DIESEL         | \$ 12,395.00 | 2024 RAM 3500 CAB AND CHASSIS DRW 84" CA, 16 |           |
| 6-SPD AUTO TRANS AISIN TRANS             | \$ 1,600.00  | POWER WINDOWS/LOCKS                          |           |
| WLA DUAL REAR WHEELS                     | \$ -         | BRILLIANT BLACK                              |           |
| AJH POWER WINDOWS, REMOTES AND KEYLESS E | \$ 850.00    | BLACK/DIESEL GRAY 40/20/40 VINYL SEATING     |           |
| AH2 AMBULANCE PREP GROUP                 | \$ 445.00    |                                              |           |
| POWER MIRRORS                            | \$ -         | 84" CAB TO AXLE                              | \$ 200.00 |
| CLOTH CURRENTLY NOT AVAILABLE.           | \$ -         |                                              |           |
| GFD REAR SLIDING WINDOW                  | \$ 295.00    |                                              |           |

Total of C. Unpublished Options: \$ 15,785.00

D. Floor Plan Interest (for in-stock and/or equipped vehicles): \$ -

E. Lot Insurance (for in-stock and/or equipped vehicles): \$ -

F. Contract Price Adjustment: \_\_\_\_\_

G. Additional Delivery Charge: 100 miles \$ 175.00

H. Subtotal: \$ 62,743.50

I. Quantity Ordered 1 x H = \$ 62,743.50

J. Trade in: \_\_\_\_\_ \$ -

K. \_\_\_\_\_

L. Total Purchase Price \$ 62,743.50





## President's Report – HCEC

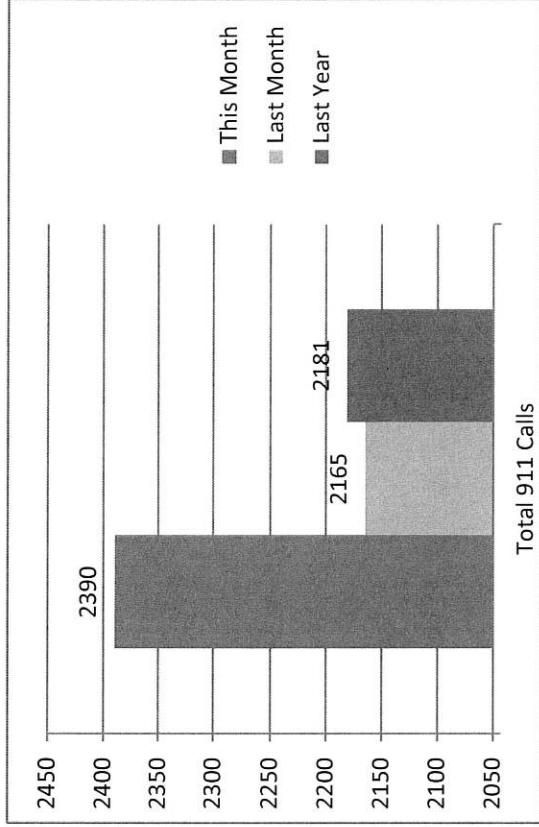
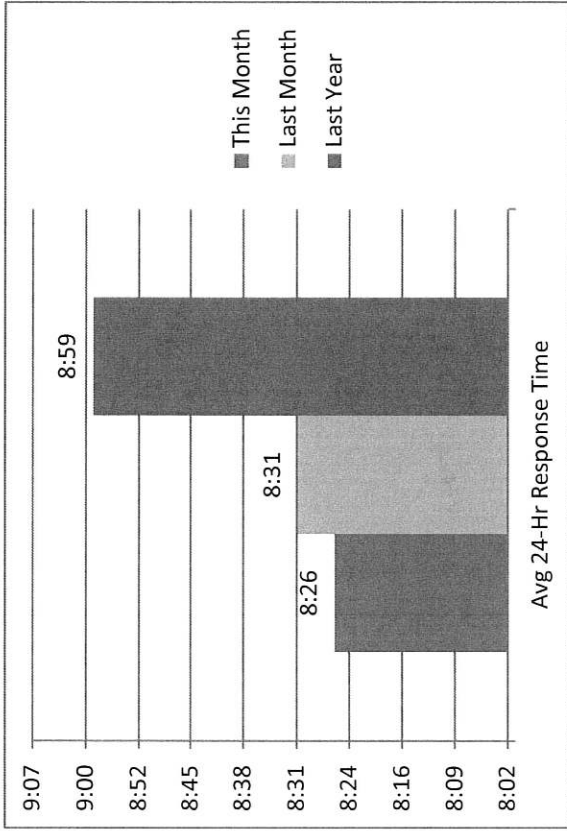
### September 2023 Meeting

- HCEC responded to 2390 911 calls this month, compared to 2165 in the previous month. Our response time is 8:26.
- HCEC moved out of Stations 93 and 96 on 9/20. Station 93 is set to be immediately demolished upon turnover October 2, while the construction company will use Station 96 as a temporary construction office.
- Thank you to Northwest Fire Department for housing 3 of our ambulances during the construction. They are excellent partners with us.
- HCEC held an In-Charge academy last month with newly promoted Paramedics.


Vehicle Accidents last month: 2 Minor

Maintenance Requests last month: 18

# HCEC Activity August 2023



## Call Volume Comparison





# 911 STATISTICS REPORT FOR PERIOD 08-01-23 to 08-31-23

## INCIDENT TOTALS

| RESPONSE TYPE | * Medic units that went enroute in district, NO mutual aid responses |           |           |           |           |           |           |           |           |           |           |           |           |           |           |           |           |           |           |           |           |           |           |           |           |           |           |           |           |           |           | Total        |
|---------------|----------------------------------------------------------------------|-----------|-----------|-----------|-----------|-----------|-----------|-----------|-----------|-----------|-----------|-----------|-----------|-----------|-----------|-----------|-----------|-----------|-----------|-----------|-----------|-----------|-----------|-----------|-----------|-----------|-----------|-----------|-----------|-----------|-----------|--------------|
|               | 01                                                                   | 02        | 03        | 04        | 05        | 06        | 07        | 08        | 09        | 10        | 11        | 12        | 13        | 14        | 15        | 16        | 17        | 18        | 19        | 20        | 21        | 22        | 23        | 24        | 25        | 26        | 27        | 28        | 29        | 30        | 31        |              |
| ALS Response  | 58                                                                   | 62        | 48        | 49        | 63        | 55        | 67        | 54        | 52        | 56        | 60        | 67        | 56        | 57        | 55        | 54        | 62        | 66        | 56        | 65        | 73        | 61        | 69        | 66        | 73        | 64        | 61        | 67        | 61        | 51        | 66        | 1,874        |
| BLS Response  | 12                                                                   | 16        | 12        | 18        | 20        | 13        | 19        | 14        | 15        | 25        | 11        | 20        | 20        | 17        | 18        | 15        | 13        | 16        | 17        | 15        | 24        | 18        | 22        | 19        | 16        | 20        | 12        | 15        | 14        | 19        | 11        | 516          |
| <b>Totals</b> | <b>70</b>                                                            | <b>78</b> | <b>60</b> | <b>67</b> | <b>83</b> | <b>68</b> | <b>86</b> | <b>68</b> | <b>67</b> | <b>81</b> | <b>71</b> | <b>87</b> | <b>76</b> | <b>74</b> | <b>73</b> | <b>69</b> | <b>75</b> | <b>82</b> | <b>73</b> | <b>80</b> | <b>97</b> | <b>79</b> | <b>91</b> | <b>85</b> | <b>89</b> | <b>84</b> | <b>73</b> | <b>82</b> | <b>75</b> | <b>70</b> | <b>77</b> | <b>2,390</b> |

## INCIDENT TOTALS BY SHIFT

| SHIFT         | * Medic units that went enroute in district, NO mutual aid responses |           |           |           |           |           |           |           |           |           |           |           |           |           |           |           |           |           |           |           |           |           |           |           |           |           |           |           |           |           |           | Total        |     |
|---------------|----------------------------------------------------------------------|-----------|-----------|-----------|-----------|-----------|-----------|-----------|-----------|-----------|-----------|-----------|-----------|-----------|-----------|-----------|-----------|-----------|-----------|-----------|-----------|-----------|-----------|-----------|-----------|-----------|-----------|-----------|-----------|-----------|-----------|--------------|-----|
|               | 01                                                                   | 02        | 03        | 04        | 05        | 06        | 07        | 08        | 09        | 10        | 11        | 12        | 13        | 14        | 15        | 16        | 17        | 18        | 19        | 20        | 21        | 22        | 23        | 24        | 25        | 26        | 27        | 28        | 29        | 30        | 31        |              |     |
| A - Shift     |                                                                      |           |           |           | 67        | 15        | 75        | 9         |           |           |           |           | 58        | 12        | 63        | 8         |           |           |           |           |           | 85        | 9         | 72        | 6         |           |           |           |           |           |           |              | 625 |
| B - Shift     | 8                                                                    |           |           |           | 53        | 11        | 59        | 10        |           |           |           |           | 62        | 10        | 61        | 5         |           |           |           |           |           | 70        | 19        | 79        | 12        |           |           |           |           |           |           |              | 529 |
| C - Shift     | 62                                                                   | 11        | 54        | 11        |           |           |           | 57        | 7         | 65        | 21        |           |           |           | 70        | 16        | 53        | 14        |           |           |           |           |           |           |           |           |           |           |           |           |           |              | 599 |
| D - Shift     | 67                                                                   | 6         | 56        | 16        |           |           |           |           |           | 74        | 6         | 66        | 18        |           |           |           |           |           |           |           | 66        | 20        | 66        | 12        |           |           |           |           |           |           |           |              | 637 |
| <b>Totals</b> | <b>70</b>                                                            | <b>78</b> | <b>60</b> | <b>67</b> | <b>83</b> | <b>68</b> | <b>86</b> | <b>68</b> | <b>67</b> | <b>81</b> | <b>71</b> | <b>87</b> | <b>76</b> | <b>74</b> | <b>73</b> | <b>69</b> | <b>75</b> | <b>82</b> | <b>73</b> | <b>80</b> | <b>97</b> | <b>79</b> | <b>91</b> | <b>85</b> | <b>89</b> | <b>84</b> | <b>73</b> | <b>82</b> | <b>75</b> | <b>70</b> | <b>77</b> | <b>2,390</b> |     |

## INCIDENT PRIORITY LEVEL SUMMARY

| RESPONSE TYPE | Alpha      | Bravo      | Charlie    | Delta      | Echo      | Total        |
|---------------|------------|------------|------------|------------|-----------|--------------|
| ALS Response  | 219        | 302        | 428        | 667        | 49        | 1,874        |
| BLS Response  | 291        | 22         |            | 2          | 201       | 516          |
| <b>Totals</b> | <b>510</b> | <b>324</b> | <b>428</b> | <b>669</b> | <b>49</b> | <b>2,390</b> |

## LEVEL OF SERVICE STATUS CHANGES BY DAY

| LEVEL OF SERVICE | Day-1    | 5        | 12       | 14       | 16       | 18       | 40       | 21       | 46       | 48       | 50       | 60       | 31       | Total     |
|------------------|----------|----------|----------|----------|----------|----------|----------|----------|----------|----------|----------|----------|----------|-----------|
| Level 0          | 1        | 3        | 2        |          | 3        | 1        | 1        | 1        | 1        | 1        | 1        | 1        | 1        | 15        |
| Level 1          | 1        | 1        | 2        | 2        | 1        | 2        | 2        | 5        | 2        | 4        | 1        |          |          | 21        |
| <b>Totals</b>    | <b>1</b> | <b>2</b> | <b>5</b> | <b>4</b> | <b>1</b> | <b>5</b> | <b>1</b> | <b>6</b> | <b>3</b> | <b>5</b> | <b>2</b> | <b>1</b> | <b>1</b> | <b>36</b> |

## OUT OF THE CHUTE RESPONSE AVERAGES AND STATISTICS

| RESPONSE TYPE | ASSIGNED TO ENROUTE | ASSIGNED TO ONSCENE | ENROUTE TO ONSCENE | HOSPITAL TO IN-SERVICE | AVERAGE ONSCENE TIME | AVERAGE INCIDENT TIME |
|---------------|---------------------|---------------------|--------------------|------------------------|----------------------|-----------------------|
| ALS Response  | 00:01:00            | 00:09:04            | 00:08:03           | 00:28:19               | 00:16:37             | 00:53:51              |
| BLS Response  | 00:00:59            | 00:09:49            | 00:08:49           | 00:26:43               | 00:15:39             | 00:48:50              |



Division 11 Harris County Emerg Corps

# 911 STATISTICS REPORT FOR PERIOD 08-01-23 to 08-31-23

9/1/2023 8:50:01 AM Page 2 of 12

| HH-MM-SS                                                         |                     |                     |                    |                        |                      |                       |  |  |  |  |  |
|------------------------------------------------------------------|---------------------|---------------------|--------------------|------------------------|----------------------|-----------------------|--|--|--|--|--|
| * All units assigned to a response in district that went enroute |                     |                     |                    |                        |                      |                       |  |  |  |  |  |
| UNIT                                                             | ASSIGNED TO ENROUTE | ASSIGNED TO ONSCENE | ENROUTE TO ONSCENE | HOSPITAL TO IN-SERVICE | AVERAGE ONSCENE TIME | AVERAGE INCIDENT TIME |  |  |  |  |  |
| EMS930                                                           | 00:01:01            | 00:10:28            | 00:09:25           | 00:34:35               | 00:14:40             | 00:46:11              |  |  |  |  |  |
| EMS980                                                           | 00:00:53            | 00:11:30            | 00:10:31           | 00:25:16               | 00:12:42             | 00:39:46              |  |  |  |  |  |
| M91                                                              | 00:01:02            | 00:08:30            | 00:07:27           | 00:30:49               | 00:15:10             | 00:53:37              |  |  |  |  |  |
| M92                                                              | 00:00:54            | 00:07:26            | 00:06:31           | 00:22:04               | 00:15:19             | 00:47:57              |  |  |  |  |  |
| M920                                                             | 00:00:58            | 00:08:45            | 00:07:46           | 00:27:24               | 00:15:40             | 00:55:06              |  |  |  |  |  |
| M93                                                              | 00:01:04            | 00:08:03            | 00:06:58           | 00:32:09               | 00:19:28             | 00:58:55              |  |  |  |  |  |
| M930                                                             | 00:00:51            | 00:07:21            | 00:06:28           | 00:39:32               | 00:21:03             | 00:59:45              |  |  |  |  |  |
| M931                                                             | 00:01:04            | 00:08:33            | 00:07:31           | 00:17:19               | 00:14:17             | 00:42:24              |  |  |  |  |  |
| M94                                                              | 00:00:59            | 00:07:23            | 00:06:23           | 00:22:42               | 00:15:54             | 00:45:17              |  |  |  |  |  |
| M940                                                             | 00:00:55            | 00:07:27            | 00:06:30           | 00:26:26               | 00:16:03             | 00:52:10              |  |  |  |  |  |
| M941                                                             | 00:01:09            | 00:09:07            | 00:07:57           | 00:29:12               | 00:14:51             | 00:41:08              |  |  |  |  |  |
| M95                                                              | 00:01:00            | 00:07:58            | 00:06:57           | 00:28:39               | 00:17:15             | 00:55:27              |  |  |  |  |  |
| M96                                                              | 00:01:04            | 00:07:46            | 00:06:42           | 00:30:31               | 00:15:40             | 00:55:01              |  |  |  |  |  |
| M97                                                              | 00:01:05            | 00:08:48            | 00:07:42           | 00:30:41               | 00:15:57             | 00:56:08              |  |  |  |  |  |
| M980                                                             | 00:00:51            | 00:09:18            | 00:08:26           | 00:31:31               | 00:15:43             | 01:00:49              |  |  |  |  |  |

MM-SS \* incidents with units that enroute in district

AVERAGE ASSIGNED TO ONSCENE

00:08:26

| INCIDENT RESPONSE TOTALS BY SHIFT                    |    |    |    |    |    |    |     |    |    |    |    |     |    |    |    |    |    |     |    |    |    |     |    |     |    |     |    |    |    |    |     |       |
|------------------------------------------------------|----|----|----|----|----|----|-----|----|----|----|----|-----|----|----|----|----|----|-----|----|----|----|-----|----|-----|----|-----|----|----|----|----|-----|-------|
| * All units assigned to a response that went enroute |    |    |    |    |    |    |     |    |    |    |    |     |    |    |    |    |    |     |    |    |    |     |    |     |    |     |    |    |    |    |     |       |
| SHIFT                                                | 01 | 02 | 03 | 04 | 05 | 06 | 07  | 08 | 09 | 10 | 11 | 12  | 13 | 14 | 15 | 16 | 17 | 18  | 19 | 20 | 21 | 22  | 23 | 24  | 25 | 26  | 27 | 28 | 29 | 30 | 31  | Total |
| A - Shift                                            |    |    |    |    | 76 | 18 | 95  | 10 |    |    |    |     | 69 | 16 | 77 | 8  |    | 100 | 9  | 87 | 7  |     |    |     |    |     |    | 78 | 7  | 76 | 733 |       |
| B - Shift                                            | 9  |    |    |    | 62 | 12 | 75  | 10 |    |    |    |     | 69 | 10 | 73 | 5  |    |     | 78 | 21 | 91 | 15  |    |     |    |     |    |    | 81 | 7  | 618 |       |
| C - Shift                                            | 74 | 16 | 62 | 11 |    |    |     | 70 | 8  | 76 | 24 |     |    |    |    | 82 | 21 | 67  | 20 |    |    |     |    |     | 86 | 20  | 77 | 8  |    |    | 722 |       |
| D - Shift                                            |    | 75 | 6  | 62 | 16 |    |     |    |    | 82 | 7  | 76  | 24 |    |    | 70 | 20 | 79  | 12 |    |    |     |    |     |    |     | 78 | 13 | 88 | 9  |     | 717   |
| Totals                                               | 83 | 91 | 68 | 73 | 92 | 80 | 107 | 85 | 80 | 90 | 83 | 100 | 93 | 85 | 87 | 81 | 87 | 91  | 87 | 87 | 99 | 112 | 87 | 108 | 98 | 101 | 98 | 90 | 87 | 88 | 83  | 2,790 |



Division 11 Harris County Emerg Corps

# 911 STATISTICS REPORT FOR PERIOD 08-01-23 to 08-31-23

9/1/2023 8:50:01 AM Page 3 of 12

| UNIT          | INCIDENT RESPONSE TOTALS BY UNIT |           |           |           |           |           |            |           |           |           |           |            |           |           |           |           |           |           |           |           |            |           |            |           |            |           |           |           |           |           |              | Total |     |    |
|---------------|----------------------------------|-----------|-----------|-----------|-----------|-----------|------------|-----------|-----------|-----------|-----------|------------|-----------|-----------|-----------|-----------|-----------|-----------|-----------|-----------|------------|-----------|------------|-----------|------------|-----------|-----------|-----------|-----------|-----------|--------------|-------|-----|----|
|               | 01                               | 02        | 03        | 04        | 05        | 06        | 07         | 08        | 09        | 10        | 11        | 12         | 13        | 14        | 15        | 16        | 17        | 18        | 19        | 20        | 21         | 22        | 23         | 24        | 25         | 26        | 27        | 28        | 29        | 30        | 31           |       |     |    |
| 9910          |                                  |           |           |           |           |           |            |           |           |           |           |            |           |           | 1         |           |           |           |           |           |            |           |            |           |            |           |           |           |           |           |              |       |     | 1  |
| 9912          | 2                                |           |           |           |           |           |            | 1         |           | 2         |           |            |           |           |           |           |           |           |           |           |            |           |            |           |            |           |           |           |           |           |              |       |     | 7  |
| CHP1          |                                  |           |           |           |           | 2         | 1          |           |           |           |           |            |           |           |           |           |           |           |           |           |            |           |            |           |            |           |           |           |           |           |              |       |     | 3  |
| D90           | 4                                | 3         | 6         | 2         | 3         | 5         | 4          | 8         | 5         | 6         | 2         | 3          | 7         | 2         | 3         | 4         | 2         | 1         | 5         | 5         | 5          | 3         | 5          | 7         | 6          | 4         | 6         | 5         | 1         | 6         | 3            |       | 131 |    |
| D901          | 2                                | 6         | 2         | 2         | 3         | 5         | 10         | 3         | 5         | 2         | 2         | 3          | 8         | 6         | 9         | 2         | 5         | 5         | 3         | 7         | 5          | 2         | 4          | 5         | 4          | 4         | 7         | 7         | 6         | 5         | 1            |       | 140 |    |
| EMS930        |                                  | 6         | 3         | 5         |           | 3         |            | 3         |           |           |           |            | 5         | 8         |           |           |           |           |           | 4         | 4          | 4         | 2          | 6         | 6          |           | 6         |           | 5         | 5         | 4            |       | 69  |    |
| EMS980        |                                  |           | 2         | 7         |           |           | 2          |           | 7         |           |           |            | 6         | 3         | 5         | 5         |           |           | 5         | 9         |            |           |            |           |            |           | 5         | 4         |           | 5         | 5            |       | 70  |    |
| HCMD1         |                                  |           |           |           |           |           |            |           |           | 1         |           |            |           |           |           |           |           |           |           |           |            | 1         |            |           |            |           |           |           |           |           |              |       |     | 3  |
| M91           | 8                                | 7         | 7         | 9         | 11        | 11        | 9          | 10        | 10        | 8         | 8         | 10         | 10        | 9         | 11        | 13        | 7         | 10        | 9         | 6         | 9          | 11        | 9          | 9         | 8          | 9         | 13        | 10        | 7         | 7         | 8            |       | 283 |    |
| M92           | 10                               | 6         | 8         | 6         | 7         | 6         | 11         | 8         | 6         | 6         | 8         | 10         | 8         | 9         | 6         | 8         | 9         | 9         | 7         | 9         | 9          | 8         | 14         | 5         | 15         | 10        | 8         | 11        | 11        | 7         | 8            |       | 263 |    |
| M920          | 10                               | 5         | 6         | 6         | 8         | 6         | 12         | 5         | 7         | 7         | 7         | 7          | 10        | 8         | 5         | 9         | 8         | 6         | 7         | 11        | 7          | 11        | 7          | 11        | 8          | 10        | 8         | 10        | 7         | 9         | 7            |       | 241 |    |
| M93           | 6                                | 10        | 6         | 5         | 12        | 7         | 11         | 6         | 7         | 6         | 8         | 10         | 7         | 10        | 8         | 6         | 6         | 11        | 7         | 10        | 7          | 11        | 7          | 11        | 8          | 9         | 6         | 10        | 12        | 5         | 8            |       | 253 |    |
| M930          |                                  |           |           |           |           | 5         |            | 5         |           |           |           | 4          |           | 3         |           |           |           |           |           | 4         |            |           |            |           | 4          |           |           | 4         |           |           |              |       | 34  |    |
| M931          |                                  |           |           |           |           |           |            |           |           | 6         | 7         | 12         | 1         |           |           |           | 7         | 9         | 8         | 2         |            |           |            |           |            |           |           |           |           |           |              |       |     | 52 |
| M94           | 9                                | 9         | 7         | 6         | 7         | 8         | 10         | 7         | 10        | 11        | 7         | 7          | 8         | 6         | 7         | 8         | 6         | 9         | 9         | 10        | 10         | 5         | 12         | 8         | 9          | 10        | 7         | 8         | 7         | 8         |              | 252   |     |    |
| M940          | 6                                | 6         | 5         | 7         | 7         | 6         | 10         | 7         | 7         | 9         | 6         | 5          | 10        | 7         | 6         | 8         | 9         | 7         | 10        | 7         | 10         | 5         | 9          | 8         | 9          | 10        | 5         | 7         | 8         | 6         |              | 228   |     |    |
| M941          |                                  |           |           |           |           |           |            |           |           |           | 4         | 3          | 2         |           |           | 4         |           |           | 5         | 2         |            |           |            |           |            |           |           |           |           |           |              |       |     | 20 |
| M95           | 6                                | 11        | 5         | 5         | 9         | 6         | 10         | 9         |           | 5         | 12        | 6          | 7         | 6         | 5         | 5         | 6         | 10        | 6         | 9         | 13         | 6         | 10         | 11        | 8          | 7         | 8         | 6         | 8         | 12        | 8            |       | 235 |    |
| M96           | 10                               | 10        | 4         | 8         | 16        | 7         | 7          | 10        | 11        | 7         | 5         | 12         | 5         | 9         | 10        | 6         | 7         | 3         | 9         | 10        | 13         | 15        | 11         | 8         | 8          | 8         | 8         | 9         | 9         | 7         | 10           |       | 272 |    |
| M97           | 3                                | 7         | 7         | 5         | 7         | 6         | 8          | 4         | 5         | 9         | 5         | 7          | 3         | 3         | 6         | 4         | 5         | 4         | 3         | 6         | 7          | 3         | 9          | 6         | 7          | 9         | 3         | 7         | 4         | 6         | 7            |       | 175 |    |
| M980          | 7                                | 5         |           |           | 2         | 2         |            | 3         |           |           | 5         |            |           |           | 3         |           |           | 5         |           |           |            | 6         | 5          | 6         | 5          | 4         |           |           |           |           |              |       | 58  |    |
| <b>Totals</b> | <b>83</b>                        | <b>91</b> | <b>68</b> | <b>73</b> | <b>92</b> | <b>80</b> | <b>107</b> | <b>85</b> | <b>80</b> | <b>90</b> | <b>83</b> | <b>100</b> | <b>93</b> | <b>85</b> | <b>87</b> | <b>81</b> | <b>87</b> | <b>91</b> | <b>87</b> | <b>99</b> | <b>112</b> | <b>87</b> | <b>108</b> | <b>98</b> | <b>101</b> | <b>98</b> | <b>90</b> | <b>87</b> | <b>88</b> | <b>83</b> | <b>2,790</b> |       |     |    |

\* All units assigned to a response that went enroute



Division 11 Harris County Emerg Corps

# 911 STATISTICS REPORT FOR PERIOD 08-01-23 to 08-31-23

9/1/2023 8:50:01 AM Page 4 of 12

| INCIDENT REFUSAL TOTALS BY UNIT |           |           |          |           |           |           |           |           |           |           |           |           |           |           |           |           |           |           |           |           |           |           |           |           |           |           |           |           |           |           |            |       |    |
|---------------------------------|-----------|-----------|----------|-----------|-----------|-----------|-----------|-----------|-----------|-----------|-----------|-----------|-----------|-----------|-----------|-----------|-----------|-----------|-----------|-----------|-----------|-----------|-----------|-----------|-----------|-----------|-----------|-----------|-----------|-----------|------------|-------|----|
| UNIT                            | 01        | 02        | 03       | 04        | 05        | 06        | 07        | 08        | 09        | 10        | 11        | 12        | 13        | 14        | 15        | 16        | 17        | 18        | 19        | 20        | 21        | 22        | 23        | 24        | 25        | 26        | 27        | 28        | 29        | 30        | 31         | Total |    |
| EMS930                          | 1         | 2         | 1        |           |           |           | 1         |           |           |           |           |           |           | 1         |           | 5         |           |           |           | 1         |           |           |           |           |           |           |           |           |           |           |            |       | 26 |
| EMS980                          |           |           |          | 2         |           |           |           |           |           | 2         |           |           | 1         |           |           |           | 3         |           |           |           | 3         |           |           |           |           |           |           |           |           |           |            |       | 14 |
| M91                             | 1         |           | 1        | 2         | 3         | 2         | 1         | 2         | 1         | 2         | 1         | 2         | 1         | 4         | 2         | 4         | 1         | 2         | 1         | 1         | 1         | 3         | 3         | 1         | 2         | 2         | 2         | 2         | 2         | 2         | 2          | 2     | 52 |
| M92                             | 4         |           | 2        | 1         | 1         | 1         | 1         | 1         | 2         | 2         | 3         | 1         | 1         | 1         | 2         | 1         | 2         | 3         | 3         | 2         | 1         | 3         | 3         | 4         | 5         | 2         | 5         | 1         | 2         | 2         | 2          | 50    |    |
| M920                            | 1         | 1         |          | 1         | 3         | 2         | 2         | 2         | 2         | 1         | 1         | 1         | 1         | 1         | 3         | 1         | 1         | 1         | 3         | 2         | 2         | 1         | 2         | 2         | 2         | 2         | 1         | 1         | 1         | 1         | 1          | 36    |    |
| M93                             | 1         | 1         | 2        |           | 3         | 2         | 2         |           | 1         | 1         | 1         |           | 1         | 2         | 1         |           | 2         | 1         | 1         | 2         | 1         | 1         | 3         | 1         | 3         | 1         | 1         | 5         | 1         |           |            | 34    |    |
| M930                            |           |           |          |           |           |           | 3         |           |           |           |           |           |           |           |           |           |           |           |           |           | 1         |           |           |           |           |           |           |           |           |           |            |       | 7  |
| M931                            |           |           |          |           |           |           |           |           |           | 1         | 1         | 4         |           |           |           |           | 2         | 2         | 1         |           |           |           |           |           |           |           |           |           |           |           |            |       | 11 |
| M94                             | 1         | 3         | 2        | 4         | 2         | 2         |           |           | 1         | 5         | 2         | 3         | 6         | 1         | 1         | 3         | 3         | 3         | 4         | 2         | 4         | 2         | 2         | 2         | 1         | 1         | 1         | 2         | 2         | 1         |            | 68    |    |
| M940                            | 2         |           | 2        | 1         | 1         | 1         | 3         | 1         | 2         | 1         | 2         | 1         | 3         | 1         | 1         | 1         | 1         | 1         | 2         | 1         | 1         | 1         | 1         | 1         | 1         | 2         |           |           |           |           |            | 29    |    |
| M941                            |           |           |          |           |           |           |           |           |           |           | 2         |           |           |           |           |           | 2         | 2         | 1         | 1         | 1         |           |           |           |           |           |           |           |           |           |            |       | 6  |
| M95                             | 2         | 2         | 1        | 1         | 1         | 2         | 2         | 3         |           | 1         | 1         | 1         | 2         | 3         |           | 1         | 2         | 2         | 1         | 1         | 3         | 3         | 2         | 2         | 1         | 1         | 1         | 1         | 3         | 1         | 2          | 46    |    |
| M96                             | 1         |           | 1        | 1         | 7         | 1         | 1         | 1         | 3         |           | 4         | 2         | 3         | 1         |           |           |           |           | 2         | 5         | 5         | 5         | 2         | 2         | 1         | 3         | 4         | 3         | 1         | 6         |            | 62    |    |
| M97                             |           | 2         |          |           | 3         | 2         | 2         |           | 2         | 3         | 2         | 2         |           |           |           |           | 1         | 1         |           |           | 1         | 2         | 1         | 4         | 3         | 1         | 2         | 1         | 2         | 1         | 2          | 32    |    |
| M980                            | 2         |           |          |           | 1         |           |           |           |           |           |           | 1         |           |           |           |           |           | 1         |           |           |           | 2         |           |           | 1         |           |           |           |           |           |            |       | 8  |
| <b>Totals</b>                   | <b>12</b> | <b>11</b> | <b>9</b> | <b>14</b> | <b>22</b> | <b>11</b> | <b>16</b> | <b>14</b> | <b>12</b> | <b>19</b> | <b>13</b> | <b>20</b> | <b>18</b> | <b>17</b> | <b>11</b> | <b>15</b> | <b>18</b> | <b>13</b> | <b>17</b> | <b>13</b> | <b>22</b> | <b>20</b> | <b>18</b> | <b>15</b> | <b>19</b> | <b>11</b> | <b>17</b> | <b>22</b> | <b>11</b> | <b>16</b> | <b>481</b> |       |    |

| INCIDENT REFUSAL REASON BY SHIFT |            |            |            |            |            |
|----------------------------------|------------|------------|------------|------------|------------|
| REFUSAL REASON                   | A - Shift  | B - Shift  | C - Shift  | D - Shift  | Total      |
| Refusal AMA                      | 130        | 100        | 102        | 123        | 455        |
| Refusal Parental                 | 7          | 7          | 6          | 6          | 26         |
| <b>Total</b>                     | <b>137</b> | <b>107</b> | <b>108</b> | <b>129</b> | <b>481</b> |







Division 11 Harris County Emerg Corps

# 911 STATISTICS REPORT FOR PERIOD 08-01-23 to 08-31-23

9/1/2023 8:50:01 AM Page 6 of 12

| NATURE                        | EMS930 | EMS980 | M91 | M92 | M920 | M93 | M930 | M931 | M94 | M940 | M941 | M95 | M96 | M97 | M980 | Total |
|-------------------------------|--------|--------|-----|-----|------|-----|------|------|-----|------|------|-----|-----|-----|------|-------|
| MEDICAL ALARM                 |        |        | 1   | 1   | 1    |     |      |      |     | 1    |      |     | 1   |     |      | 5     |
| MEDICAL CALL                  | 1      | 1      | 1   | 1   | 1    | 1   | 1    | 1    | 1   | 1    | 1    | 1   | 1   | 1   | 1    | 518   |
| MOBILE HOME                   |        |        | 1   |     |      |     |      |      |     | 1    |      |     |     |     | 1    | 3     |
| MOTOR VEHICLE ACCIDENT        | 1      | 1      | 1   | 1   | 1    | 1   | 1    | 1    | 1   | 1    | 1    | 1   | 1   | 1   | 1    | 233   |
| MVA ARREST                    |        |        | 1   |     |      |     |      |      |     |      |      |     |     |     |      | 1     |
| MVA AUTO PED                  |        |        | 1   | 1   | 1    | 1   | 1    | 1    |     |      | 1    | 1   | 1   | 1   | 1    | 8     |
| MVA BIKE MOTORCYCLE           |        |        | 1   |     |      |     |      |      |     |      | 1    |     | 1   | 1   |      | 4     |
| MVA EJECTION                  |        |        |     | 1   | 1    |     |      |      | 1   | 1    |      |     |     |     |      | 4     |
| MVA ENTRAPMENT                |        |        | 1   | 1   |      |     |      |      |     | 1    |      | 1   | 1   | 1   |      | 5     |
| MVA HIGH VELOCITY             |        |        | 1   | 1   |      |     |      |      | 1   | 1    | 1    | 1   | 1   | 1   | 1    | 15    |
| MVA INVOLVING BUILDING        |        |        |     |     |      |     |      |      | 1   |      |      |     |     |     |      | 1     |
| MVA INVOLVING BUS             |        |        |     |     |      |     |      |      |     |      | 1    |     |     |     |      | 1     |
| MVA NOT ALERT                 |        |        |     |     |      |     |      |      |     |      |      |     |     | 1   |      | 1     |
| MVA ROLL OVER                 |        |        | 1   |     |      | 1   |      |      |     |      |      | 1   | 1   | 1   |      | 7     |
| MVA SINKING VEHICLE           |        |        |     |     |      |     |      |      |     |      |      |     |     |     |      | 1     |
| MVA UNCONSCIOUS               |        |        |     | 1   | 1    |     |      |      |     | 1    |      |     |     |     |      | 4     |
| MVA WITH ENTRAPMENT           |        |        | 1   |     |      |     |      |      |     |      |      |     |     |     |      | 1     |
| MVA WITH ROLLOVER             |        |        | 1   | 1   | 1    | 1   |      |      |     |      |      |     |     |     |      | 5     |
| O.B.                          |        |        | 1   | 1   | 1    | 1   |      |      | 1   | 1    | 1    | 1   | 1   | 1   | 1    | 27    |
| OBSTETRICS CALL               |        | 1      |     |     |      |     |      |      |     | 1    |      |     |     |     |      | 2     |
| ODOR INSIDE                   |        |        |     |     |      |     |      |      |     | 1    |      |     |     |     |      | 1     |
| OVERDOSE                      |        | 1      | 1   | 1   | 1    | 1   | 1    | 1    | 1   | 1    | 1    | 1   | 1   | 1   | 1    | 30    |
| OVERDOSE/POISONING            |        | 1      | 1   | 1   | 1    | 1   | 1    | 1    | 1   | 1    | 1    | 1   | 1   | 1   | 1    | 14    |
| POSSIBLE D.O.A.               |        | 1      | 1   | 1   | 1    | 1   | 1    | 1    | 1   | 1    | 1    | 1   | 1   | 1   | 1    | 9     |
| POSSIBLE DOA                  |        |        | 1   | 1   | 1    | 1   | 1    | 1    | 1   | 1    | 1    | 1   | 1   | 1   | 1    | 3     |
| PSYCHIATRIC                   | 1      | 1      | 1   | 1   | 1    | 1   | 1    | 1    | 1   | 1    | 1    | 1   | 1   | 1   | 1    | 107   |
| RESIDENTIAL FIRE              |        |        | 1   | 1   | 1    | 1   | 1    | 1    | 1   | 1    | 1    | 1   | 1   | 1   | 1    | 21    |
| RESIDENTIAL FIRE MULT         |        |        | 1   |     | 1    |     |      |      |     |      |      |     |     |     |      | 2     |
| RESIDENTIAL FIRE MULTI        |        |        | 1   | 1   | 1    | 1   | 1    | 1    | 1   | 1    | 1    | 1   | 1   | 1   | 1    | 4     |
| RESPIRATORY                   |        |        | 1   | 1   | 1    | 1   | 1    | 1    | 1   | 1    | 1    | 1   | 1   | 1   | 1    | 215   |
| RESPIRATORY ARREST            |        |        | 1   | 1   | 1    | 1   | 1    | 1    | 1   | 1    | 1    | 1   | 1   | 1   | 1    | 1     |
| SEIZURES                      |        |        | 1   | 1   | 1    | 1   | 1    | 1    | 1   | 1    | 1    | 1   | 1   | 1   | 1    | 87    |
| SHOOTING                      |        |        | 1   |     |      |     |      |      |     |      |      |     |     |     |      | 2     |
| STABBING                      |        |        | 1   |     |      |     |      |      |     | 1    |      |     |     |     |      | 2     |
| STABBING SHOOTING             |        |        | 1   | 1   | 1    | 1   | 1    | 1    | 1   | 1    | 1    | 1   | 1   | 1   | 1    | 17    |
| STROKE/CVA                    |        |        |     |     |      |     |      |      |     | 1    |      |     |     |     | 1    | 5     |
| STRUCTURE FIRE                |        |        |     |     |      |     |      |      |     |      |      | 1   |     |     |      | 1     |
| STRUCTURE FIRE HIGH LIFE      |        |        |     |     |      |     |      |      |     | 1    |      |     |     |     |      | 4     |
| TACTICAL MEDICAL RESPONSE     |        |        | 1   |     |      |     |      |      |     |      |      |     |     |     |      | 1     |
| TEST CALL                     |        |        |     |     |      |     |      |      |     |      |      |     |     |     | 1    | 2     |
| TRAUMATIC INJURIES (SPECIFIC) |        | 1      | 1   |     |      |     |      |      |     |      |      |     | 1   | 1   | 1    | 4     |



Division 11 Harris County Emerg Corps

# 911 STATISTICS REPORT FOR PERIOD 08-01-23 to 08-31-23

9/1/2023 8:50:01 AM Page 7 of 12

| NATURE                   | EMS930    | EMS980    | M91        | M92        | M920       | M93        | M930      | M931      | M94        | M940       | M941      | M95        | M96        | M97        | M980      | Total        |
|--------------------------|-----------|-----------|------------|------------|------------|------------|-----------|-----------|------------|------------|-----------|------------|------------|------------|-----------|--------------|
| UNCONSCIOUS PARTY        |           |           | 1          | 1          | 1          | 1          | 1         | 1         | 1          | 1          | 1         | 1          | 1          | 1          | 1         | 171          |
| UNKNOWN PROBLEM          | 1         |           | 1          | 1          | 1          | 1          | 1         | 1         | 1          | 1          | 1         | 1          | 1          | 1          | 1         | 90           |
| VEHICLE FIRE             |           |           |            |            |            |            |           |           |            |            |           |            |            |            |           | 1            |
| VEHICLE FIRE W/EXPOSURES |           |           |            | 1          |            |            |           |           |            |            |           |            |            |            |           | 1            |
| <b>Totals</b>            | <b>64</b> | <b>66</b> | <b>269</b> | <b>246</b> | <b>230</b> | <b>241</b> | <b>34</b> | <b>47</b> | <b>239</b> | <b>219</b> | <b>17</b> | <b>228</b> | <b>266</b> | <b>166</b> | <b>56</b> | <b>2,388</b> |



Division 11 Harris County Emerg Corps

# 911 STATISTICS REPORT FOR PERIOD 08-01-23 to 08-31-23

9/1/2023 8:50:01 AM Page 8 of 12

## PATIENT TRANSPORTS BY UNIT

| UNIT   | 01 | 02 | 03 | 04 | 05 | 06 | 07 | 08 | 09 | 10 | 11 | 12 | 13 | 14 | 15 | 16 | 17 | 18 | 19 | 20 | 21 | 22 | 23 | 24 | 25 | 26 | 27 | 28 | 29 | 30 | 31 | Total |
|--------|----|----|----|----|----|----|----|----|----|----|----|----|----|----|----|----|----|----|----|----|----|----|----|----|----|----|----|----|----|----|----|-------|
| EMS930 |    | 3  | 1  | 2  |    |    | 2  |    | 2  |    |    |    |    | 2  | 1  |    |    |    |    | 3  |    | 2  | 0  | 3  |    | 1  |    |    |    |    |    | 27    |
| EMS980 |    |    | 2  | 3  |    |    |    | 2  |    | 4  |    |    | 3  | 2  | 3  |    | 2  |    |    | 2  | 2  |    |    |    |    |    | 2  | 2  | 3  | 2  |    | 34    |
| M91    | 5  | 7  | 7  | 5  | 3  | 2  | 6  | 6  | 6  | 6  | 4  | 3  | 5  | 3  | 4  | 4  | 5  | 7  | 4  | 5  | 8  | 7  | 6  | 7  | 5  | 5  | 5  | 6  | 5  | 5  |    | 161   |
| M92    | 3  | 4  | 7  | 3  | 6  | 4  | 8  | 5  | 6  | 4  | 3  | 7  | 6  | 4  | 4  | 6  | 4  | 4  | 8  | 5  | 6  | 5  | 7  | 4  | 5  | 4  | 5  | 4  | 7  | 3  | 7  | 158   |
| M920   | 6  | 4  | 6  | 4  | 4  | 3  | 7  | 2  | 5  | 4  | 7  | 3  | 6  | 7  | 5  | 5  | 5  | 4  | 3  | 4  | 5  | 4  | 7  | 6  | 5  | 4  | 6  | 5  | 6  | 7  | 4  | 153   |
| M93    | 4  | 7  | 2  | 4  | 5  | 6  | 6  | 4  | 3  | 5  | 5  | 7  | 5  | 6  | 5  | 4  | 4  | 8  | 2  | 3  | 5  | 9  | 6  | 7  | 4  | 7  | 4  | 8  | 5  | 4  | 8  | 162   |
| M930   |    |    |    |    |    | 2  |    | 2  |    |    |    |    | 3  |    | 2  |    |    |    |    | 3  |    |    |    |    |    |    | 2  | 2  |    |    | 19 |       |
| M931   |    |    |    |    |    |    |    |    |    | 3  | 5  | 4  | 0  |    |    |    | 2  | 7  | 4  | 1  |    |    |    |    |    |    |    |    |    |    |    | 26    |
| M94    | 8  | 5  | 5  | 1  | 2  | 5  | 7  | 7  | 6  | 2  | 2  | 3  | 1  | 4  | 5  | 3  | 2  | 5  | 5  | 6  | 6  | 2  | 6  | 6  | 7  | 6  | 5  | 6  | 4  | 5  | 6  | 143   |
| M940   | 4  | 4  | 5  | 2  | 5  | 3  | 6  | 2  | 4  | 7  | 3  | 3  | 3  | 4  | 4  | 5  | 5  | 5  | 5  | 6  | 5  | 3  | 6  | 7  | 8  | 5  | 5  | 6  | 6  | 6  | 6  | 148   |
| M941   |    |    |    |    |    |    |    |    |    |    | 1  | 3  | 1  |    |    |    | 1  |    | 2  | 0  |    |    |    |    |    |    |    |    |    |    |    | 8     |
| M95    | 2  | 8  | 4  | 3  | 5  | 3  | 6  | 6  | 0  | 4  | 10 | 4  | 3  | 4  | 5  | 3  | 2  | 5  | 3  | 6  | 5  | 2  | 9  | 7  | 7  | 5  | 7  | 4  | 3  | 8  | 6  | 149   |
| M96    | 8  | 7  | 3  | 5  | 8  | 3  | 5  | 8  | 6  | 6  | 5  | 4  | 3  | 5  | 7  | 4  | 5  | 3  | 5  | 8  | 5  | 8  | 6  | 6  | 7  | 7  | 3  | 5  | 5  | 6  | 2  | 168   |
| M97    | 3  | 4  | 4  | 4  | 1  | 4  | 6  | 3  | 2  | 5  | 1  | 4  | 2  | 3  | 4  | 4  | 4  | 2  | 3  | 6  | 4  | 1  | 6  | 2  | 5  | 3  | 1  | 6  | 2  | 5  | 3  | 107   |
| M980   | 4  | 2  |    |    | 0  | 2  |    | 1  |    |    |    | 2  |    |    | 3  | 3  |    | 3  |    |    |    | 4  | 4  | 6  | 4  | 4  | 3  |    |    |    |    | 38    |
| Totals | 47 | 55 | 46 | 36 | 39 | 37 | 59 | 47 | 41 | 50 | 46 | 47 | 41 | 44 | 48 | 42 | 41 | 53 | 44 | 55 | 54 | 47 | 63 | 61 | 60 | 50 | 45 | 53 | 46 | 54 | 50 | 1,501 |



Division 11 Harris County Emerg Corps

# 911 STATISTICS REPORT FOR PERIOD 08-01-23 to 08-31-23

9/1/2023 8:50:01 AM Page 9 of 12

## TRANSPORT DESTINATION SUMMARY BY UNIT

| TRANSPORT DESTINATION                              | EMS930    | EMS980    | M91        | M92        | M920       | M93        | M930      | M931      | M94        | M940       | M941     | M95        | M96        | M97        | M980      | Total        |
|----------------------------------------------------|-----------|-----------|------------|------------|------------|------------|-----------|-----------|------------|------------|----------|------------|------------|------------|-----------|--------------|
| ATRIA CYPRESSWOOD                                  |           |           |            |            |            |            |           |           |            |            |          | 1          |            |            |           | 1            |
| BEN TAUB HOSPITAL                                  |           |           |            |            |            | 1          |           |           |            | 1          |          |            | 1          |            |           | 3            |
| CHI ST LUKE'S MEDICAL CENTER                       |           |           |            |            |            |            | 1         |           |            |            |          |            |            |            |           | 1            |
| CHI ST LUKE'S VINTAGE                              | 2         | 3         | 10         |            | 1          | 23         |           | 5         |            |            |          | 4          | 31         |            |           | 79           |
| CHI ST LUKE'S WOODLANDS                            |           |           |            |            |            | 1          |           |           |            |            |          | 1          |            |            |           | 2            |
| CYPRESS CREEK HOSPITAL                             |           |           |            |            |            |            |           |           |            |            |          | 1          | 1          |            | 1         | 3            |
| HCA ER 247 WILLOWBROOK                             |           |           |            |            | 1          |            |           |           |            |            |          |            |            |            |           | 1            |
| HCA ER FALL CREEK                                  |           |           |            |            | 3          | 6          |           |           | 5          | 4          | 1        |            | 1          | 5          |           | 25           |
| HCA HOUSTON ER 247                                 | 1         |           |            |            | 1          | 5          |           | 1         |            |            |          | 1          | 1          |            |           | 10           |
| HCA HOUSTON ER 249                                 | 2         |           | 10         |            | 1          | 5          |           | 1         |            | 1          |          |            | 10         | 2          | 1         | 41           |
| HCA HOUSTON ER 277 CYFAIR                          |           |           |            |            |            |            | 1         |           |            |            |          |            |            |            |           | 1            |
| HCA HOUSTON HEALTHCARE NORTHWEST                   | 5         | 7         | 76         | 23         | 18         | 22         |           | 4         | 8          | 2          | 1        | 90         | 19         | 1          | 16        | 292          |
| HCA HOUSTON NORTH CYPRESS                          |           |           |            |            |            | 2          |           |           |            |            |          |            |            |            |           | 2            |
| HCA KINGWOOD MEDICAL CENTER                        | 2         |           | 4          |            | 3          | 4          |           | 3         | 3          | 4          |          |            |            |            |           | 20           |
| KINGWOOD EMERGENCY CENTER                          | 1         |           |            |            | 3          |            |           | 2         | 2          |            |          | 1          |            | 4          | 1         | 12           |
| KINGWOOD MEDICAL CENTER                            | 3         |           | 2          | 23         | 25         |            | 1         | 19        | 31         |            |          |            |            | 24         | 2         | 130          |
| KINGWOOD PINES HOSPITAL                            |           |           |            |            |            |            |           |           |            |            |          |            |            | 1          |           | 1            |
| LYNDON B JOHNSON GENERAL HOSPITAL                  | 1         | 2         | 7          | 21         | 23         | 2          |           | 8         | 9          | 2          | 1        | 2          | 3          | 5          | 1         | 84           |
| MD ANDERSON CANCER CENTER                          |           |           |            |            |            |            |           |           |            |            |          |            |            |            |           | 1            |
| MEDICAL CENTER                                     |           |           |            |            |            |            |           |           |            |            |          |            |            |            |           | 1            |
| MEMORIAL HERMANN GREATER HEIGHTS                   | 1         |           | 6          | 1          |            | 3          |           |           | 1          |            |          |            | 4          |            |           | 16           |
| MEMORIAL HERMANN HOSPITAL                          |           |           | 3          | 5          | 2          |            |           | 1         | 4          |            |          | 3          | 2          |            |           | 20           |
| MEMORIAL HERMANN MEMORIAL CITY                     |           |           |            |            |            |            | 1         |           |            |            |          |            |            |            |           | 1            |
| MEMORIAL HERMANN NORTHEAST                         | 2         | 13        | 8          | 59         | 49         |            | 1         | 91        | 79         | 6          |          | 11         |            | 53         | 10        | 382          |
| MEMORIAL HERMANN SUMMER CREEK EMERGENCY DEPARTMENT |           |           |            |            | 1          |            |           | 4         | 1          |            |          |            |            | 4          |           | 11           |
| MEMORIAL HERMANN THE WOODLANDS                     |           |           | 2          | 3          | 1          |            |           |           |            |            |          | 14         |            | 1          | 1         | 22           |
| METHODIST HOSPITAL                                 |           |           |            |            |            |            |           |           | 1          |            |          |            |            | 1          |           | 2            |
| METHODIST WILLOWBROOK                              | 12        | 2         | 24         | 12         | 8          | 83         | 12        | 14        | 1          | 4          |          | 8          | 82         |            | 4         | 266          |
| METHODIST WOODLANDS HOSPITAL                       |           |           | 4          |            | 1          | 2          |           |           |            |            |          | 5          |            |            |           | 12           |
| TEXAS CHILDRENS HOSPITAL                           |           |           |            |            | 3          | 2          |           |           | 2          |            |          |            | 2          | 3          |           | 14           |
| TEXAS CHILDRENS THE WOODLANDS CAMPUS               | 1         |           | 4          |            | 2          | 8          | 2         | 1         | 3          |            |          | 7          | 11         | 1          | 1         | 41           |
| TEXAS CHILDRENS THE WOMEN'S PAVILION               |           |           |            |            |            |            |           |           | 1          |            |          |            |            |            |           | 1            |
| TEXAS EMERGENCY CARE CENTER                        |           |           |            |            |            |            |           |           |            |            |          |            |            | 1          |           | 1            |
| VETERANS AFFAIRS MEDICAL CENTER                    |           |           |            |            |            |            |           |           | 1          |            |          |            |            | 1          |           | 2            |
| <b>Totals</b>                                      | <b>27</b> | <b>34</b> | <b>161</b> | <b>158</b> | <b>153</b> | <b>162</b> | <b>19</b> | <b>26</b> | <b>143</b> | <b>148</b> | <b>8</b> | <b>149</b> | <b>168</b> | <b>107</b> | <b>38</b> | <b>1,501</b> |



Division 11 Harris County Emerg Corps

# 911 STATISTICS REPORT FOR PERIOD 08-01-23 to 08-31-23

9/1/2023 8:50:01 AM Page 10 of 12

D:HH:MM:SS **AVERAGE HOSPITAL TO IN-SERVICE TIME** \* All units assigned to a response that went enroute in district, NO mutual aid responses

| Location Name                                      | Transports   | Average Duration | Longest Duration | Total Time At Hospital |
|----------------------------------------------------|--------------|------------------|------------------|------------------------|
| Atria Cypresswood                                  | 1            | 0:00:29:56       | 0:00:29:56       | 0:00:29:56             |
| BEN TAUB HOSPITAL                                  | 3            | 0:00:32:04       | 0:00:55:20       | 0:01:36:12             |
| CHI ST LUKE'S MEDICAL CENTER                       | 1            | 0:00:34:16       | 0:00:34:16       | 0:00:34:16             |
| CHI ST LUKE'S VINTAGE                              | 79           | 0:00:31:19       | 0:01:01:32       | 1:17:14:26             |
| CHI ST LUKE'S WOODLANDS                            | 2            | 0:00:16:16       | 0:00:32:25       | 0:00:32:32             |
| CYPRESS CREEK HOSPITAL                             | 3            | 0:00:07:31       | 0:00:14:17       | 0:00:22:35             |
| HCA ER 247 WILLOWBROOK                             | 1            | 0:00:13:15       | 0:00:13:15       | 0:00:13:15             |
| HCA ER FALLCREEK                                   | 25           | 0:00:18:25       | 0:01:13:13       | 0:07:40:41             |
| HCA HOUSTON ER 247                                 | 10           | 0:00:25:58       | 0:01:22:27       | 0:04:19:44             |
| HCA HOUSTON ER 248                                 | 41           | 0:00:16:34       | 0:00:32:42       | 0:11:19:53             |
| HCA HOUSTON ER 277 CYFAIR                          | 1            | 0:00:30:10       | 0:00:30:10       | 0:00:30:10             |
| HCA HOUSTON HEALTHCARE NORTHWEST                   | 292          | 0:00:35:39       | 0:02:26:08       | 7:04:55:30             |
| HCA HOUSTON NORTH CYPRESS                          | 2            | 0:00:33:09       | 0:00:46:17       | 0:01:06:18             |
| HCA KINGWOOD MEDICAL CENTER                        | 20           | 0:00:37:35       | 0:01:33:11       | 0:12:31:42             |
| KINGWOOD EMERGENCY CENTER                          | 12           | 0:00:41:37       | 0:01:44:39       | 0:08:19:26             |
| KINGWOOD MEDICAL CENTER                            | 130          | 0:00:33:57       | 0:01:41:11       | 3:01:34:49             |
| KINGWOOD PINES HOSPITAL                            | 1            | 0:00:31:32       | 0:00:31:32       | 0:00:31:32             |
| LYNDON B JOHNSON GENERAL HOSPITAL                  | 84           | 0:00:33:23       | 0:01:56:09       | 1:22:44:31             |
| MD ANDERSON CANCER CENTER                          | 1            | 0:00:21:11       | 0:00:21:11       | 0:00:21:11             |
| MEDICAL CENTER                                     | 1            | 0:00:33:04       | 0:00:33:04       | 0:00:33:04             |
| MEMORIAL HERMANN GREATER HEIGHTS                   | 16           | 0:00:37:42       | 0:01:16:14       | 0:10:03:27             |
| MEMORIAL HERMANN HOSPITAL                          | 20           | 0:00:27:38       | 0:00:46:55       | 0:09:12:57             |
| MEMORIAL HERMANN MEMORIAL CITY                     | 1            | 0:01:06:54       | 0:01:06:54       | 0:01:06:54             |
| MEMORIAL HERMANN NORTHEAST                         | 382          | 0:00:33:31       | 0:01:38:34       | 8:21:28:34             |
| MEMORIAL HERMANN SUMMER CREEK EMERGENCY DEPARTMENT | 11           | 0:00:21:48       | 0:00:33:25       | 0:03:59:55             |
| MEMORIAL HERMANN THE WOODLANDS                     | 22           | 0:00:35:35       | 0:01:18:11       | 0:13:03:04             |
| METHODIST HOSPITAL                                 | 2            | 0:00:29:04       | 0:00:37:17       | 0:00:58:09             |
| METHODIST WILLOWBROOK                              | 266          | 0:00:35:47       | 0:02:12:46       | 6:14:41:15             |
| METHODIST WOODLANDS HOSPITAL                       | 12           | 0:00:31:40       | 0:00:48:27       | 0:06:20:08             |
| TEXAS CHILDRENS HOSPITAL                           | 14           | 0:00:26:45       | 0:00:42:11       | 0:06:14:38             |
| TEXAS CHILDRENS THE WOODLANDS CAMPUS               | 41           | 0:00:24:22       | 0:00:47:52       | 0:16:39:37             |
| TEXAS CHILDREN'S WOMEN'S PAVILION                  | 1            | 0:00:14:03       | 0:00:14:03       | 0:00:14:03             |
| TEXAS EMERGENCY CARE CENTER                        | 1            | 0:00:33:03       | 0:00:33:03       | 0:00:33:03             |
| VETERANS AFFAIRS MEDICAL CENTER                    | 2            | 0:00:24:24       | 0:00:25:30       | 0:00:48:48             |
| <b>Totals</b>                                      | <b>1,501</b> |                  |                  |                        |





Division 11 Harris County Emerg Corps

# 911 STATISTICS REPORT FOR PERIOD 08-01-23 to 08-31-23

9/1/2023 8:50:01 AM Page 11 of 12

## NO TRANSPORT DISPOSITION SUMMARY BY UNIT

| NO TRANSPORT DISPOSITION        | EMS930    | EMS980    | M91        | M92        | M920      | M93       | M930      | M931      | M94        | M940      | M941      | M95       | M96        | M97       | M980      | Total        |
|---------------------------------|-----------|-----------|------------|------------|-----------|-----------|-----------|-----------|------------|-----------|-----------|-----------|------------|-----------|-----------|--------------|
| Accidental Activation           |           |           | 1          |            |           |           |           | 1         |            |           |           |           |            |           |           | 2            |
| Call Cancelled                  |           |           |            | 2          | 1         |           |           | 1         |            |           |           |           | 1          | 3         |           | 9            |
| Call Complete                   | 4         | 2         | 5          | 4          | 5         | 5         | 1         | 2         | 4          | 5         |           | 3         | 6          | 9         |           | 55           |
| Call Out of Territory           |           |           |            | 1          |           |           |           |           |            |           |           |           |            |           |           | 1            |
| Call Out of Territory,Duplicat  |           |           |            |            |           |           |           |           | 1          |           |           |           |            |           |           | 1            |
| Call Reassigned                 | 1         | 4         | 7          | 13         | 8         | 10        | 1         | 4         | 4          | 3         |           | 4         | 4          | 6         | 1         | 66           |
| Call Referred                   | 4         | 1         | 8          | 7          | 9         | 8         |           | 5         | 6          | 10        | 1         | 6         | 3          | 3         | 1         | 66           |
| Call Referred to Air Ambulance  |           |           |            |            |           |           |           | 1         |            |           |           |           |            |           |           | 1            |
| Call Referred,Disregard         |           |           |            |            |           |           |           |           |            |           |           |           | 1          |           |           | 1            |
| Call Unfounded                  |           | 1         | 3          | 2          | 2         |           | 1         | 1         | 2          | 2         |           | 2         |            | 2         |           | 18           |
| Death on Scene                  |           |           | 4          | 3          | 4         | 2         |           | 1         | 2          | 4         |           | 2         | 5          |           |           | 27           |
| Disregard                       | 4         | 6         | 8          | 15         | 6         | 6         | 3         | 3         | 8          | 12        | 1         | 9         | 9          | 6         | 3         | 99           |
| Disregard by Alarm Co           |           |           |            | 1          |           | 1         |           |           |            |           |           | 1         |            |           |           | 4            |
| Duplicate Call                  |           |           |            |            |           | 1         |           |           |            |           |           |           |            |           |           | 1            |
| Fire - Call Complete            |           |           |            |            |           | 1         |           |           |            | 1         |           | 2         | 2          |           |           | 6            |
| Fire - Settled at Scene         |           |           |            |            |           |           | 1         |           |            |           |           |           |            |           |           | 1            |
| No Medical                      |           |           |            |            |           | 2         |           |           |            |           |           |           |            |           |           | 2            |
| No Medical, Patient Gone on Arr |           |           |            | 1          |           |           |           |           |            |           |           |           |            |           |           | 1            |
| No Patient Contact              | 1         | 2         | 8          | 2          | 3         | 7         | 1         | 2         | 1          | 3         |           | 3         | 3          | 3         | 2         | 41           |
| Patient Gone on Arrival         |           |           | 1          | 2          | 1         |           |           |           |            | 1         |           | 1         | 2          |           |           | 8            |
| Public Assist Only              |           |           | 1          |            |           | 1         |           | 1         |            |           |           |           | 1          | 1         |           | 6            |
| Refusal AMA                     | 23        | 14        | 49         | 47         | 33        | 33        | 7         | 11        | 66         | 27        | 6         | 41        | 56         | 31        | 8         | 452          |
| Refusal Parental                | 3         |           | 2          | 3          | 3         | 1         |           |           |            | 2         |           | 5         | 6          | 1         |           | 26           |
| Standby / Tactical Team         |           |           |            |            |           | 1         |           |           |            |           |           |           |            |           |           | 1            |
| Test Call                       |           |           |            | 1          |           |           |           |           |            |           |           |           |            |           |           | 1            |
| Unspecified                     | 1         | 6         | 31         | 10         | 13        | 14        | 1         | 3         | 17         | 12        | 4         | 9         | 4          | 5         | 5         | 135          |
| <b>Totals</b>                   | <b>42</b> | <b>36</b> | <b>128</b> | <b>114</b> | <b>88</b> | <b>93</b> | <b>15</b> | <b>26</b> | <b>113</b> | <b>82</b> | <b>12</b> | <b>88</b> | <b>104</b> | <b>70</b> | <b>20</b> | <b>1,031</b> |



Division 11

Harris County Emerg Corps

# 911 STATISTICS REPORT FOR PERIOD 08-01-23 to 08-31-23

9/1/2023 8:50:01 AM Page 12 of 12

## MUTUAL AID PROVIDED BY YOUR DISTRICT

| Incident ID | Date       | Time     | Shift | Unit | Problem                      | Provided To       | Map  | Call Disposition      |
|-------------|------------|----------|-------|------|------------------------------|-------------------|------|-----------------------|
| 23-08-39950 | 08/01/2023 | 21:11:04 | C     | M940 | RESPIRATORY                  | HC-Agency Unknown | 336W | DISREGARD             |
| 23-08-40218 | 08/03/2023 | 09:46:04 | C     | M97  | 6D04 RESPIRATORY             | Atascocita FD     | 377K | CALL UNFOUNDED        |
| 23-08-41122 | 08/07/2023 | 18:53:23 | A     | M920 | 10C03 CARDIAC                | Atascocita FD     | 377E |                       |
| 23-08-41371 | 08/09/2023 | 03:59:21 | B     | M97  | 26D01 MEDICAL CALL           | Atascocita FD     | 377J | DISREGARD             |
| 23-08-41414 | 08/09/2023 | 11:18:40 | C     | M97  | 12C04 SEIZURES               | Atascocita FD     | 377C | CALL COMPLETE         |
| 23-08-41955 | 08/10/2023 | 00:51:51 | C     | M92  | 26A01 MEDICAL CALL           | Highlands FD      | 459M | CALL OUT OF TERRITORY |
| 23-08-41935 | 08/11/2023 | 20:34:15 | C     | M97  | RESPIRATORY                  | Atascocita FD     | 376H | REFUSAL AMA           |
| 23-08-42322 | 08/13/2023 | 11:22:38 | A     | M94  | 21B02M MEDICAL CALL          | Atascocita FD     | 376E | CALL COMPLETE         |
| 23-08-43190 | 08/17/2023 | 16:11:28 | C     | M97  | 30B1 INJURED PARTY           | Atascocita FD     | 376M | CALL COMPLETE         |
| 23-08-43537 | 08/19/2023 | 11:02:04 | C     | M941 | FALLS                        | HC-Agency Unknown | 375L | CALL COMPLETE         |
| 23-08-43814 | 08/20/2023 | 16:36:14 | D     | M94  | 69D6 RESIDENTIAL FIRE        | HC-Agency Unknown | 375U | FIRE - CALL COMPLETE  |
| 23-08-43923 | 08/21/2023 | 00:47:14 | D     | M940 | RESIDENTIAL FIRE             | HC-Agency Unknown | 375L | FIRE - CALL COMPLETE  |
| 23-08-44504 | 08/23/2023 | 19:24:14 | A     | M92  | 29A02 MOTOR VEHICLE ACCIDENT | Atascocita FD     | 337Z | CALL COMPLETE         |
| 23-08-44505 | 08/23/2023 | 19:25:37 | A     | M97  | 26A05 MEDICAL CALL           | Atascocita FD     | 336Z | CALL COMPLETE         |
| 23-08-44511 | 08/23/2023 | 19:39:09 | A     | M95  | 10D04 CARDIAC                | Atascocita FD     | 377B | REFUSAL AMA           |
| 23-08-45245 | 08/26/2023 | 22:32:43 | D     | M97  | 26A04 MEDICAL CALL           | Atascocita FD     | 376M | CALL COMPLETE         |
| 23-08-45537 | 08/28/2023 | 09:07:07 | D     | M97  | FALLS                        | Atascocita FD     | 377J | PUBLIC ASSIST ONLY    |
| 23-08-45950 | 08/29/2023 | 18:18:13 | A     | M97  | 1C06 MEDICAL CALL            | Atascocita FD     | 377J | CALL COMPLETE         |

Total Mutual Aid Responses Provided By Your District: 18