



Harris County Emergency Services District 1
2800 Aldine Bender Road
Houston, Texas 77032

**REGULAR BOARD MEETING
November 29, 2022
ROLL CALL OF COMMISSIONERS**

- CATHY SUNDAY, PRESIDENT
- SHIRLEY REED, VICE PRESIDENT *PNONIC*
- FRED SCIBUOLA, TREASURER
- VIRGINIA BAZAN, SECRETARY
- PETE SERNA, ASSISTANT TREASURER
- CARYN PAPANTONAKIS, LEGAL COUNSEL TO BOARD
- MELISSA MORTON, CPA TO THE BOARD

APPROVED
 Document approved by Harris County ESD-1
 Board of Commissioners
 By a Majority Vote
 on 11-29-22 (Date)
[Signature] President of ESD-1 *[Signature]* Secretary of ESD-1

~~~~~

- JEREMY HYDE, HCEC PRESIDENT
- HEATH WHITE, HCEC VP OF OPERATIONS
- KEIR VERNON, HCEC VP OF ADMINISTRATION
- MARK SMITH, HCEC GENERAL COUNSEL *PNONIC*





HARRIS COUNTY EMERGENCY SERVICES DISTRICT #1

BOARD OF COMMISSIONERS
REGULAR MEETING

Meeting Date: Tuesday, November 29, 2022
Meeting Time: 10:00 a.m.
Posting Date: Monday, November 21, 2022

Location: 2800 Aldine Bender Road
Houston, Texas 77032

AGENDA

- 1. Call to order
2. Moment of Silence and Pledge of Allegiance
3. Roll Call of Commissioners
4. Adoption of agenda
5. Open Forum\*
6. Open Comments from the Board of Commissioners
7. Review and possibly approve all Meeting Minutes
8. Report from Building Committee
9. Possible action on Building Committee report
10. Discuss and possibly approve the Morton Accounting Services' monthly report and authorize payment of bills
11. Possible action on The Morton Accounting Services' monthly report
12. Discuss and possibly renew property and liability insurance
13. Harris County Emergency Corps Report (JH)
14. Possible action on Harris County Emergency Corps Report
15. Adjourn to closed session
a. Meeting closed for the purposes to deliberate the appointment, employment, evaluation, reassignment, duties, discipline, or dismissal of a public employee, up to and including Commissioners, Executive Director, Director(s) and potential appointees to the Board of Commissioners - Tex. Gov't Code § 551.074(a) (1).
b. Confer with attorney re: pending or threatened litigation - Tex. Gov't Code § 551.071(1) (A).
c. Receive advice from attorney regarding legal issues - Tex. Gov't Code § 551.071(2).
d. Discussion regarding the purchase, exchange, lease, or value of real property - Tex. Gov't Code § 551.072.
16. Possible action on closed session
17. Announce next Board meeting
18. Adjourn

APPROVED
Document approved by Harris County ESD-1
Board of Commissioners
By a Majority Vote
on 11-29-22 (Date)
President of ESD-1 Secretary of ESD-1

HARRIS COUNTY EMERGENCY SERVICES
DISTRICT #1

Caryn Papantonakis
Attorney for the District



SEAL

\*Persons wishing to speak before the board may speak one time only and will be limited to 5 minutes per speaker



**APPROVED**

Document approved by Harris County ESD-1

Board of Commissioners

By a Majority Vote

on 11-29-22 (Date)

  
President of ESD-1

  
Secretary of ESD-1

Harris County Emergency Services District 1

2800 Aldine Bender Road

Houston, Texas 77032

Page 1 of 2

**HARRIS COUNTY EMERGENCY SERVICES DISTRICT #1  
BOARD OF COMMISSIONERS  
REGULAR MEETING  
MINUTES – October 25, 2022**

- 1. Call to Order:**  
Fred Scibuola called the meeting to order at 10:00 am.
- 2. Moment of Silence and Pledge of Allegiance:** Fred Scibuola called for a moment of silence and followed with the Pledge of Allegiance at 10:01 am.
- 3. Roll Call of Commissioners:** Present at call to order were HCESD-1 Commissioners: Vice President Shirley Reed, Treasurer Fred Scibuola, Asst. Treasurer Pete Serna, and Melissa Morton with The Morton Accounting Services along with Legal Counsel Caryn Papantonakis (via phone). Also present were Harris County Emergency Corps (HCEC) personnel: President Jeremy Hyde, VP of Operations Heath White, VP of Administration Keir Vernon, Director of Infrastructure Willie Sanders, and Executive Administrative Asst. Michelle Sterling. Guests present were Paul Kullman and Dhinaker Thangavelu with AG/CM. President Cathy Sunday and Secretary Virginia Bazan were not present.
- 4. Adoption of Agenda:** Pete Serna made a motion to adopt the agenda as presented. Motion carried.
- 5. Open Forum:** None.
- 6. Open Comments from the Board of Commissioners:** Shirley Reed stated that the Gala at MO Campbell will be held on December 6, 2022 and all officials are invited to attend. Pete Serna stated that TX Class is at 3.27% currently and will probably reach 4%. Mr. Serna thanked Mr. Scibuola for attending the MUD meeting and successfully negotiated not having to spend funds for the water line at Station 96.
- 7. Review and possibly approve all Meeting Minutes:** Motion to approve all meeting minutes as corrected was made by Shirley Reed. Motion carried.
- 8. Report from Building Committee:** Mr. Kullman stated that they met with Martinez and have requested and revised floor plans. The square footage increased and the apartment area has sized down. There will now be a deputy office attachment. They are working with Construction Masters, drawings look good. Willie Sanders will be in contact with builders about side access. The design development phase will be the next step.
- 9. Possible action on Building Committee report:** Motion was made to approve revised floor plan to add deputy office at Station 96 by Shirley Reed. Motion carried.
- 10. Discuss and possibly approve The Morton Accounting Services' monthly report and authorize payment of bills:** At the beginning of September, the Harris County Emergency Services District No 1 (HCESD No 1) beginning Operating Fund Balance was \$17,565,482. During the month, HCESD No 1 received \$91,242 in revenue – the majority of which came from the county tax receipts. HCESD No 1 processed \$1,570,889 in disbursements during the month. The majority of this balance relates to payments to HCEC for monthly services (\$1,483,056). The ending balance as of September 30, 2022 is \$16,085,834. During September, the opening balance for the Texas Class Prime Investment account was \$17,092,615. We received \$37,164 in interest. The ending interest rate is 2.6788%.

The ending balance for September was \$15,629,779. The invoices pending board approval total \$1,612,453. Motion was made by Shirley Reed to approve the monthly report and authorize payment of bills. Motion carried.

11. **Possible action on The Morton Accounting Services' monthly report:** None.
12. **Discuss and possibly approve purchase of ambulance chassis:** Mr. Hyde stated that they are looking for 3 chassis to replace on current vehicles. The total price is estimated at \$181,704. Currently looking at several OEM partners to perform the work to find the best option. Motion was made to purchase ambulance chassis at \$181,704 by Pete Serna. Motion carried.
13. **Discuss and possibly approve surplus auction:** Mr. Hyde stated that there are 6 vehicles to auction, 4 ambulances, and 2 fleet vehicles. Auction company is statewide. Motion to approve surplus auction was made by Pete Serna. Motion carried.
14. **Harris County Emergency Corps Report:** HCEC report was given by Mr. Hyde as follows:
  - HCEC responded to 2129 911 calls this month, compared to 2181 in the previous month. Response time is 9:01.
  - The Communications Center met the standards for accreditation last quarter. Congrats to the Communications team for their hard work.
  - HCEC medics attended Trimester CE last week. Every credentialed medic is required to attend three internal continuing education classes to remain current with HCEC standards.
  - Our IT Department performed maintenance and testing of our internal batteries that power dispatch during power interruptions.
  - Vehicle Accidents last month: 4 (minor)
  - Vehicle Maintenance Reports last month: 20
15. **Possible action on Harris County Emergency Corps Report:** None.
16. **Adjourn to closed session:** None.
17. **Possible action on closed session:** None.
18. **Announce next Board meeting:** The Regular Board of Commissioners meeting will be held on Tuesday, November 29, 2022 at 10:00 am.
19. **Adjourn:** Pete Serna made a motion to adjourn. Motion carried. Meeting adjourned at 11:18 am.



AGCM

**HOUSTON**  
3200 Wilcrest Drive  
Suite #100  
Houston, TX 77042  
713/316-4506  
[www.agcm.com](http://www.agcm.com)

November 23, 2022

Jeremy Hyde  
HCESD 1 - Executive Director  
RE: Project Monthly Report

Jeremy:

Below is a monthly report on project activity from the last board meeting along with a look ahead at the next one.

**Since the October 25th board meeting:**

- 1) 11/4/22 – The Design Team issued revised site and floor plans to meet the Owner’s request from the October board meeting. #93 – added a second driveway from the north at Old Fairbanks access road. Construction Masters will provide an estimate for this second driveway to function as a drive-through the new station including a pair of overhead doors as well. #96 – added MUD private office with restroom with direct access from the front parking area. The parking has been revised to add two parking spaces and room for the detention pond.
- 2) 11/8/22 - The Project Team met via TEAMS to learn that the civil engineer has designed both sites for drainage in coordination with Harris County. Both sites will require detention unless there is a permit or plans indicating the existing buildings were constructed prior to 2002. However, the amount of detention capacity is contingent on impervious surfaces. (See attached Meeting Notes from Construction Masters).
- 3) 11/11/22 – The Design Team issued civil drawings and colored renderings for Owner review.
- 4) 11/21/22 – #93 - We received a copy of the existing permit set dated December 2004.
- 5) 11/22/22 – TEAMS call to discuss drainage design requirements for both sites. #96 will require a detention due to the amount of impervious surface and #93 will have a much smaller version depending if the second driveway is added or not. It was decided to not add the second driveway due to an estimated \$75,000-\$100,000 costs for driveway and overhead doors. Also, this impervious area requires a detention pond much larger for the site. Without the driveway, the site drainage could be addressed by swales.

**Look Ahead:**

- 1) Geotech field work will be scheduled next week when Martinez Architects requests it. They plan to issue boring locations early next week.
- 2) Construction Masters will have preliminary estimate about mid-December.

Please review and let me know if you have any questions.

Sincerely:

*PEK.*

Paul E. Kullman, AIA  
Senior Program Manager

## EMS 93/96 Meeting Notes

11/8/22

- Impervious area before 2002 is grandfathered. After 2002 must be backed up with a previous permit. Otherwise, you must treat the site as if it were an empty space (full detention requirements)
- Station 96 – There is nothing grandfathered. Complete detention requirements apply. Size and depth of pond on most recent site plan illustrates appropriate volume requirements. Storm water lift station will be needed due to outfall into existing open ditch.
- Station 96 – We are proceeding with the understanding that the MUD is bringing water to our site in exchange for onsite office facility. Water line needs to be a minimum of 6" but 8" is preferred.
- Station 93 – Everything on site was built after 2002. Open records request has been submitted to the county in an attempt to obtain permits for these improvements. Turn-around time is generally 2 weeks. If permits are located, detention requirements will be minimal. Should not have a need for lift station due to outfall into existing storm system.
- On Thursday, 11/10, Carlos is going to send over prelim civil and current architectural for 96 so CM can begin putting numbers together.
- Pricing on 93 will begin after Open Record request is received from County and civil can develop prelim scope.
- Carlos is going to send out a reoccurring meeting invite for every other Tuesday. Justin will then delete his meeting invite.
- Next meeting is Tuesday, 11/22 at 11AM.



**HCESD No 1 Monthly Financial Report Summary  
October Board Meeting  
Tuesday, November 29, 2022**

At the beginning of October, the Harris County Emergency Services District No 1 (HCESD No 1) beginning Operating Fund Balance was \$16,085,834. During the month, HCESD No 1 received \$43,168 in revenue – the majority of which came from investment interest. HCESD No 1 processed \$1,612,903 in disbursements during the month. The majority of this balance relates to payments to HCEC for monthly services (\$1,583,138). The ending balance as of October 31, 2022 is \$14,516,099.

During October, the opening balance for the Texas Class Prime Investment account was \$15,629,779. We received \$41,897 in interest. The ending interest rate is 3.2287%. The ending balance for October was \$14,071,677. See page 3 for the “Investment” Report.

The invoices pending board approval total \$2,414,998. See page 4 for “Unpaid Bills Detail” report.

**APPROVED**  
Document approved by Harris County ESD-1  
Board of Commissioners  
By a Majority Vote  
on 11-29-22 (Date)  
  
President of ESD-1        
Secretary of ESD-1



**Harris County ESD No 1  
General Operating Fund  
As of October 31, 2022**

**General Operating Fund**

**BEGINNING BALANCE:** 16,085,834.47

**REVENUE**

|                      |           |                            |                  |
|----------------------|-----------|----------------------------|------------------|
| Deposits             | 933.91    | Tax and Receivable Revenue |                  |
| Interest             | 336.35    | Savings Interest           |                  |
| Interest             | 41,897.26 | Texpool Interest           |                  |
| <b>Total Revenue</b> |           |                            | <b>43,167.52</b> |

**DISBURSEMENTS**

|     |                               |              |                            |
|-----|-------------------------------|--------------|----------------------------|
| ACH | Caryn Papantonakis            | 6,000.00     | Legal                      |
| ACH | Fred Scibuola                 | 600.00       | Commissioner Reimbursement |
| ACH | Houston Chronicle             | 11,746.94    | Legal Notice               |
| ACH | HCEC                          | 1,583,138.00 | Monthly Payment            |
| ACH | Shirley Reed                  | 600.00       | Commissioner Reimbursement |
| ACH | Oak Interactive LLC           | 450.00       | Website Maint              |
| ACH | The Morton Accounting Service | 4,187.91     | CPA                        |
| ACH | AG CM Inc                     | 6,180.50     | Project Management         |

**Total Disbursements** 1,612,903.35

**ENDING BALANCE:** **14,516,098.64**

**10/31/2022**

|                              | Interest Rate | Balance              |
|------------------------------|---------------|----------------------|
| <b>LOCATION OF ASSETS</b>    |               |                      |
| Prosperity Operating         |               | 125,724.68           |
| Prosperity Money Mkt         |               | 318,697.40           |
| Texas Class                  |               | 14,071,676.56        |
| <b>Total Account Balance</b> |               | <b>14,516,098.64</b> |

Harris County Emergency Services District #1  
 Quarterly Investment Report  
 Monthly Fiscal Year 2022  
 October 31, 2022

| Transaction Date |                                          | Government<br>Texas Class | PRIME<br>Texas Class |
|------------------|------------------------------------------|---------------------------|----------------------|
| 10/1/2022        | Beginning Balance - Harris County ESD #1 | \$ (0.00)                 | \$ 15,629,779.30     |
| 10/25/2022       | Withdrawals - To Prosperity MM           |                           | (1,600,000.00)       |
| 10/25/2022       | Deposits                                 |                           | -                    |
| 10/31/2022       | Interest 3.2287%                         | -                         | 41,897.26            |
|                  |                                          |                           | -                    |
|                  |                                          |                           |                      |
|                  |                                          |                           |                      |
| 10/31/2022       | Ending Balance                           | \$ (0.00)                 | \$ 14,071,676.56     |

The investments for the District for the period are in compliance with the Public Funds Investment Act, the District's investment policy and the District's investment strategy.

Investment Officer: 

9:32 PM

11/23/22

**Harris County ESD No. 1 - GOF**  
**Unpaid Bills Detail**  
 As of November 23, 2022

| Type                                  | Date       | Num            | Memo                                      | Due Date   | Open Balance        |
|---------------------------------------|------------|----------------|-------------------------------------------|------------|---------------------|
| <b>AG CM Inc.</b>                     |            |                |                                           |            |                     |
| Bill                                  | 10/31/2022 | 9772           | Project Management Support #93 & 9...     | 11/10/2022 | 8,436.50            |
| Total AG CM Inc.                      |            |                |                                           |            | 8,436.50            |
| <b>Caryn Papantonakis</b>             |            |                |                                           |            |                     |
| Bill                                  | 11/11/2022 |                | Legal Fees                                | 11/21/2022 | 6,000.00            |
| Total Caryn Papantonakis              |            |                |                                           |            | 6,000.00            |
| <b>Fred A Scibuola</b>                |            |                |                                           |            |                     |
| Bill                                  | 11/22/2022 | November 22... | November 2022 Reimbursement               | 12/02/2022 | 600.00              |
| Total Fred A Scibuola                 |            |                |                                           |            | 600.00              |
| <b>HCEC</b>                           |            |                |                                           |            |                     |
| Bill                                  | 10/31/2022 | 2686           | October 2022                              | 11/10/2022 | 1,721,008.00        |
| Total HCEC                            |            |                |                                           |            | 1,721,008.00        |
| <b>Houston Chronicle</b>              |            |                |                                           |            |                     |
| Bill                                  | 10/01/2022 | 34227994       | Legal Notices & Filing Fees - Tax Rate... | 10/11/2022 | 11,746.94           |
| Total Houston Chronicle               |            |                |                                           |            | 11,746.94           |
| <b>Oak Interactive, LLC</b>           |            |                |                                           |            |                     |
| Bill                                  | 10/31/2022 | 13407          | Monthly Website Maintenance - October     | 11/10/2022 | 450.00              |
| Total Oak Interactive, LLC            |            |                |                                           |            | 450.00              |
| <b>The Morton Accounting Services</b> |            |                |                                           |            |                     |
| Bill                                  | 10/31/2022 | 2362           | October CPA Services                      | 11/10/2022 | 4,028.58            |
| Total The Morton Accounting Services  |            |                |                                           |            | 4,028.58            |
| <b>TIB</b>                            |            |                |                                           |            |                     |
| Bill                                  | 10/20/2022 | LNN00500       | Acct. # ML-000091037                      | 10/30/2022 | 662,727.71          |
| Total TIB                             |            |                |                                           |            | 662,727.71          |
| <b>TOTAL</b>                          |            |                |                                           |            | <b>2,414,997.73</b> |

10:16 PM

11/23/22

Accrual Basis

## Harris County ESD No. 1 - GOF Profit & Loss Budget vs. Actual January through October 2022

|                                                        | Jan - Oct 22         | Budget               | \$ Over Budget        | % of Budget   |
|--------------------------------------------------------|----------------------|----------------------|-----------------------|---------------|
| <b>Ordinary Income/Expense</b>                         |                      |                      |                       |               |
| <b>Income</b>                                          |                      |                      |                       |               |
| 41000 · Service Revenue                                |                      |                      |                       |               |
| 41100 · HCEC Ambulance Lease Revenue                   | 70,000.00            | 84,000.00            | -14,000.00            | 83.3%         |
| 41200 · HCEC Property Lease Revenue                    | 455,530.00           | 546,636.00           | -91,106.00            | 83.3%         |
| <b>Total 41000 · Service Revenue</b>                   | <b>525,530.00</b>    | <b>630,636.00</b>    | <b>-105,106.00</b>    | <b>83.3%</b>  |
| 42000 · Tax Revenues                                   |                      |                      |                       |               |
| 42100 · Penalty & Interest                             | 212,729.21           | 200,000.00           | 12,729.21             | 106.4%        |
| 42300 · Tax Revenue                                    | 5,257,087.11         | 18,864,854.00        | -13,607,766.89        | 27.9%         |
| <b>Total 42000 · Tax Revenues</b>                      | <b>5,469,816.32</b>  | <b>19,064,854.00</b> | <b>-13,595,037.68</b> | <b>28.7%</b>  |
| 43000 · Other Income                                   |                      |                      |                       |               |
| 43100 · Miscellaneous Income                           | 0.00                 | 5,000.00             | -5,000.00             | 0.0%          |
| 43150 · Proceeds from Sale of Asset                    | 0.00                 | 2,000.00             | -2,000.00             | 0.0%          |
| 43200 · Donations & Contributions                      | 11,064.29            | 7,000.00             | 4,064.29              | 158.1%        |
| 43500 · Training & Education                           | 0.00                 | 500.00               | -500.00               | 0.0%          |
| 43550 · Interest Earned on Checking                    | 0.00                 | 0.00                 | 0.00                  | 0.0%          |
| 43700 · Interest Earned on Temp. Invest                | 191,381.66           | 35,000.00            | 156,381.66            | 546.8%        |
| <b>Total 43000 · Other Income</b>                      | <b>202,445.95</b>    | <b>49,500.00</b>     | <b>152,945.95</b>     | <b>409.0%</b> |
| <b>Total Income</b>                                    | <b>6,197,792.27</b>  | <b>19,744,990.00</b> | <b>-13,547,197.73</b> | <b>31.4%</b>  |
| <b>Gross Profit</b>                                    | <b>6,197,792.27</b>  | <b>19,744,990.00</b> | <b>-13,547,197.73</b> | <b>31.4%</b>  |
| <b>Expense</b>                                         |                      |                      |                       |               |
| 143502 · Commissions Paid from Levy                    | 19,003.97            | 75,000.00            | -55,996.03            | 25.3%         |
| 162800 · Facilities & Equipment (DNU)                  |                      |                      |                       |               |
| 162805 · Furniture/Equip - Non-Asset                   | 0.00                 | 20,000.00            | -20,000.00            | 0.0%          |
| 162840 · Equip Rental & Maintenance                    | 0.00                 | 5,000.00             | -5,000.00             | 0.0%          |
| <b>Total 162800 · Facilities &amp; Equipment (DNU)</b> | <b>0.00</b>          | <b>25,000.00</b>     | <b>-25,000.00</b>     | <b>0.0%</b>   |
| 170000 · Capital Purchases                             |                      |                      |                       |               |
| 17001 · Vehicles                                       | 0.00                 | 125,000.00           | -125,000.00           | 0.0%          |
| 17003 · Medical Equipment                              | 0.00                 | 50,000.00            | -50,000.00            | 0.0%          |
| <b>Total 170000 · Capital Purchases</b>                | <b>0.00</b>          | <b>175,000.00</b>    | <b>-175,000.00</b>    | <b>0.0%</b>   |
| 50000 · Commissioner Salaries and Wages                |                      |                      |                       |               |
| 50250 · Commissioner Reimbursement                     | 18,100.00            | 36,000.00            | -17,900.00            | 50.3%         |
| <b>Total 50000 · Commissioner Salaries and Wages</b>   | <b>18,100.00</b>     | <b>36,000.00</b>     | <b>-17,900.00</b>     | <b>50.3%</b>  |
| 51000 · HCEC Program Expense                           |                      |                      |                       |               |
| 51100 · HCEC Contract Expense                          | 16,150,349.00        | 18,302,260.00        | -2,151,911.00         | 88.2%         |
| <b>Total 51000 · HCEC Program Expense</b>              | <b>16,150,349.00</b> | <b>18,302,260.00</b> | <b>-2,151,911.00</b>  | <b>88.2%</b>  |
| 52000 · Contract Services (DNU)                        |                      |                      |                       |               |
| 52100 · Accounting Fees                                | 42,203.73            | 50,000.00            | -7,796.27             | 84.4%         |
| 52200 · Audit Fees                                     | 18,790.00            | 18,500.00            | 290.00                | 101.6%        |
| 52300 · Legal Fees                                     | 60,000.00            | 72,000.00            | -12,000.00            | 83.3%         |
| 52350 · Outside Contract Services                      | 59,526.40            | 25,000.00            | 34,526.40             | 238.1%        |
| 52550 · Election Expense                               | 8,068.43             | 10,000.00            | -1,931.57             | 80.7%         |
| <b>Total 52000 · Contract Services (DNU)</b>           | <b>188,588.56</b>    | <b>175,500.00</b>    | <b>13,088.56</b>      | <b>107.5%</b> |
| 53000 · Operations (DNU)                               |                      |                      |                       |               |
| 53100 · Banking Fees                                   | 0.00                 | 400.00               | -400.00               | 0.0%          |
| 53150 · Dues & Subscriptions                           | 5,600.00             | 11,000.00            | -5,400.00             | 50.9%         |
| 53200 · Postage                                        | 0.00                 | 300.00               | -300.00               | 0.0%          |
| 53300 · Printing & Copying                             | 66.12                | 250.00               | -183.88               | 26.4%         |
| 53350 · Legal Notices & Filing Fees                    | 23,493.88            | 14,000.00            | 9,493.88              | 167.8%        |
| 53400 · Office Supplies                                | 449.00               | 1,000.00             | -551.00               | 44.9%         |
| <b>Total 53000 · Operations (DNU)</b>                  | <b>29,609.00</b>     | <b>26,950.00</b>     | <b>2,659.00</b>       | <b>109.9%</b> |

No assurance is provided on these financial statements

10:16 PM

11/23/22

Accrual Basis

**Harris County ESD No. 1 - GOF**  
**Profit & Loss Budget vs. Actual**  
**January through October 2022**

|                                                 | Jan - Oct 22          | Budget               | \$ Over Budget       | % of Budget   |
|-------------------------------------------------|-----------------------|----------------------|----------------------|---------------|
| <b>54000 · General and Admin Expenses</b>       |                       |                      |                      |               |
| 54150 · Insurance - Gen Liab-Err & Omis         | 68,346.00             | 75,000.00            | -6,654.00            | 91.1%         |
| 54200 · Insurance - Treasurer's Bond            | 0.00                  | 1,500.00             | -1,500.00            | 0.0%          |
| 54300 · Other Costs (Contengency Funds)         | 145.65                | 2,000.00             | -1,854.35            | 7.3%          |
| 54400 · HCAD Qtr Expenses                       | 108,807.00            | 140,000.00           | -31,193.00           | 77.7%         |
| 54450 · Depreciation Expense                    | 0.00                  | 2,000,000.00         | -2,000,000.00        | 0.0%          |
| 54600 · Travel & Meetings                       | 0.00                  | 4,000.00             | -4,000.00            | 0.0%          |
| 54650 · Conference, Conven & Meetings           | 0.00                  | 6,000.00             | -6,000.00            | 0.0%          |
| 54700 · Travel/Lodging                          | 0.00                  | 5,000.00             | -5,000.00            | 0.0%          |
| 54800 · Repairs & Maintenance (DNU)             | 0.00                  | 10,000.00            | -10,000.00           | 0.0%          |
| <b>Total 54000 · General and Admin Expenses</b> | <b>177,298.65</b>     | <b>2,243,500.00</b>  | <b>-2,066,201.35</b> | <b>7.9%</b>   |
| <b>60000 · Interest Expense</b>                 | <b>154,763.11</b>     | <b>80,000.00</b>     | <b>74,763.11</b>     | <b>193.5%</b> |
| 61000 · Loan Costs                              | 0.00                  | 0.00                 | 0.00                 | 0.0%          |
| 66900 · Reconciliation Discrepancies            | 0.00                  | 0.00                 | 0.00                 | 0.0%          |
| <b>Total Expense</b>                            | <b>16,737,712.29</b>  | <b>21,139,210.00</b> | <b>-4,401,497.71</b> | <b>79.2%</b>  |
| <b>Net Ordinary Income</b>                      | <b>-10,539,920.02</b> | <b>-1,394,220.00</b> | <b>-9,145,700.02</b> | <b>756.0%</b> |
| <b>Other Income/Expense</b>                     |                       |                      |                      |               |
| <b>Other Income</b>                             |                       |                      |                      |               |
| 71000 · Gain/Loss on Sale of Asset              | 0.00                  | 1,000.00             | -1,000.00            | 0.0%          |
| <b>Total Other Income</b>                       | <b>0.00</b>           | <b>1,000.00</b>      | <b>-1,000.00</b>     | <b>0.0%</b>   |
| <b>Net Other Income</b>                         | <b>0.00</b>           | <b>1,000.00</b>      | <b>-1,000.00</b>     | <b>0.0%</b>   |
| <b>Net Income</b>                               | <b>-10,539,920.02</b> | <b>-1,393,220.00</b> | <b>-9,146,700.02</b> | <b>756.5%</b> |

No assurance is provided on these financial statements

10:35 PM

11/23/22

Accrual Basis

**Harris County ESD No. 1 - GOF**  
**Balance Sheet Prev Year Comparison**  
**As of October 31, 2022**

|                                            | Oct 31, 22           | Oct 31, 21           | \$ Change            | % Change       |
|--------------------------------------------|----------------------|----------------------|----------------------|----------------|
| <b>ASSETS</b>                              |                      |                      |                      |                |
| <b>Current Assets</b>                      |                      |                      |                      |                |
| <b>Checking/Savings</b>                    |                      |                      |                      |                |
| 11000 · Prosperity Operating Account       | 125,724.68           | 338,288.26           | -212,563.58          | -62.8%         |
| 11050 · Prosperity Money Mkt               | 318,697.40           | 7,608,726.07         | -7,290,028.67        | -95.8%         |
| 11350 · Texas Class Investment             | 14,071,676.56        | 3,569.00             | 14,068,107.56        | 394,175.1%     |
| <b>Total Checking/Savings</b>              | <b>14,516,098.64</b> | <b>7,950,583.33</b>  | <b>6,565,515.31</b>  | <b>82.6%</b>   |
| <b>Accounts Receivable</b>                 | <b>11.57</b>         | <b>123,667.07</b>    | <b>-123,655.50</b>   | <b>-100.0%</b> |
| <b>Other Current Assets</b>                |                      |                      |                      |                |
| 11500 · Accounts Receivable                |                      |                      |                      |                |
| 11510 · Current Taxes Receivables          | 6,002,428.24         | 7,974,537.89         | -1,972,109.65        | -24.7%         |
| 11520 · Delinquent Taxes Receivable        | 1,767,327.46         | 1,584,584.31         | 182,743.15           | 11.5%          |
| 11590 · Allowance Doubtful Accts-Tax       | -903,020.00          | -903,020.00          | 0.00                 | 0.0%           |
| 11500 · Accounts Receivable - Other        | 17,125.50            | 17,125.50            | 0.00                 | 0.0%           |
| <b>Total 11500 · Accounts Receivable</b>   | <b>6,883,861.20</b>  | <b>8,673,227.70</b>  | <b>-1,789,366.50</b> | <b>-20.6%</b>  |
| 11600 · Fees for Services Receivable       | 23,607.72            | 23,607.72            | 0.00                 | 0.0%           |
| 11800 · Prepaid Expense                    | 138,690.81           | 392,464.75           | -253,773.94          | -64.7%         |
| <b>Total Other Current Assets</b>          | <b>7,046,159.73</b>  | <b>9,089,300.17</b>  | <b>-2,043,140.44</b> | <b>-22.5%</b>  |
| <b>Total Current Assets</b>                | <b>21,562,269.94</b> | <b>17,163,550.57</b> | <b>4,398,719.37</b>  | <b>25.6%</b>   |
| <b>Fixed Assets</b>                        |                      |                      |                      |                |
| 15000 · Vehicle Assets                     | 3,885,519.02         | 4,256,448.74         | -370,929.72          | -8.7%          |
| 16000 · Land                               | 1,578,901.33         | 1,578,901.33         | 0.00                 | 0.0%           |
| 17000 · Furniture and Equipment            | 6,188,093.37         | 6,160,707.87         | 27,385.50            | 0.4%           |
| 18000 · Building and Improvements          | 16,211,154.95        | 16,144,654.95        | 66,500.00            | 0.4%           |
| 19000 · Accumulated Depreciation           | -11,581,546.22       | -10,093,587.85       | -1,487,958.37        | -14.7%         |
| <b>Total Fixed Assets</b>                  | <b>16,282,122.45</b> | <b>18,047,125.04</b> | <b>-1,765,002.59</b> | <b>-9.8%</b>   |
| <b>Other Assets</b>                        |                      |                      |                      |                |
| 19500 · Call Center License                | 800,000.00           | 800,000.00           | 0.00                 | 0.0%           |
| <b>Total Other Assets</b>                  | <b>800,000.00</b>    | <b>800,000.00</b>    | <b>0.00</b>          | <b>0.0%</b>    |
| <b>TOTAL ASSETS</b>                        | <b>38,644,392.39</b> | <b>36,010,675.61</b> | <b>2,633,716.78</b>  | <b>7.3%</b>    |
| <b>LIABILITIES &amp; EQUITY</b>            |                      |                      |                      |                |
| <b>Liabilities</b>                         |                      |                      |                      |                |
| <b>Current Liabilities</b>                 |                      |                      |                      |                |
| Accounts Payable                           | 2,408,752.08         | 1,320,019.37         | 1,088,732.71         | 82.5%          |
| <b>Other Current Liabilities</b>           |                      |                      |                      |                |
| 22000 · Accrued Expenses                   | 33,865.05            | 10,903.63            | 22,961.42            | 210.6%         |
| 23000 · Other Payables                     | 19,808,163.82        | 19,048,117.04        | 760,046.78           | 4.0%           |
| <b>24000 · Current Notes Payable</b>       |                      |                      |                      |                |
| 24050 · Government Capital Debt            | 451,034.88           | 444,786.08           | 6,248.80             | 1.4%           |
| 24055 · Government Capital Debt 2021       | 110,999.99           | 0.00                 | 110,999.99           | 100.0%         |
| <b>Total 24000 · Current Notes Payable</b> | <b>562,034.87</b>    | <b>444,786.08</b>    | <b>117,248.79</b>    | <b>26.4%</b>   |
| <b>Total Other Current Liabilities</b>     | <b>20,404,063.74</b> | <b>19,503,806.75</b> | <b>900,256.99</b>    | <b>4.6%</b>    |
| <b>Total Current Liabilities</b>           | <b>22,812,815.82</b> | <b>20,823,826.12</b> | <b>1,988,989.70</b>  | <b>9.6%</b>    |

No assurance is provided on these financial statements

10:35 PM

11/23/22

Accrual Basis

**Harris County ESD No. 1 - GOF**  
**Balance Sheet Prev Year Comparison**  
As of October 31, 2022

|                                        | Oct 31, 22           | Oct 31, 21           | \$ Change            | % Change      |
|----------------------------------------|----------------------|----------------------|----------------------|---------------|
| <b>Long Term Liabilities</b>           |                      |                      |                      |               |
| <b>25000 · Long Term Debt</b>          |                      |                      |                      |               |
| 25050 · Note Payable - Government Cap  | 4,915,899.87         | 5,365,394.21         | -449,494.34          | -8.4%         |
| 25055 · Note Payable - Govern Cap 2021 | 5,337,272.29         | 0.00                 | 5,337,272.29         | 100.0%        |
| 25060 · Note - Stryker Equipment       | 392,464.75           | 784,929.50           | -392,464.75          | -50.0%        |
| <b>Total 25000 · Long Term Debt</b>    | <b>10,645,636.91</b> | <b>6,150,323.71</b>  | <b>4,495,313.20</b>  | <b>73.1%</b>  |
| <b>Total Long Term Liabilities</b>     | <b>10,645,636.91</b> | <b>6,150,323.71</b>  | <b>4,495,313.20</b>  | <b>73.1%</b>  |
| <b>Total Liabilities</b>               | <b>33,458,452.73</b> | <b>26,974,149.83</b> | <b>6,484,302.90</b>  | <b>24.0%</b>  |
| <b>Equity</b>                          | <b>5,185,939.66</b>  | <b>9,036,525.78</b>  | <b>-3,850,586.12</b> | <b>-42.6%</b> |
| <b>TOTAL LIABILITIES &amp; EQUITY</b>  | <b>38,644,392.39</b> | <b>36,010,675.61</b> | <b>2,633,716.78</b>  | <b>7.3%</b>   |

No assurance is provided on these financial statements

10:41 PM

11/23/22

Accrual Basis

## Harris County ESD No. 1 - GOF Profit & Loss Detail January through October 2022

| Type                                        | Date       | Num  | Adj | Name                     | Memo                      | Amount     |
|---------------------------------------------|------------|------|-----|--------------------------|---------------------------|------------|
| <b>Ordinary Income/Expense</b>              |            |      |     |                          |                           |            |
| <b>Income</b>                               |            |      |     |                          |                           |            |
| <b>41000 · Service Revenue</b>              |            |      |     |                          |                           |            |
| <b>41100 · HCEC Ambulance Lease Revenue</b> |            |      |     |                          |                           |            |
| Bill                                        | 01/31/2022 | 2513 |     | HCEC                     | Master Lease for Vehicles | 7,000.00   |
| Bill                                        | 02/28/2022 | 2534 |     | HCEC                     | Master Lease for Vehicles | 7,000.00   |
| Bill                                        | 03/31/2022 | 2558 |     | HCEC                     | Master Lease for Vehicles | 7,000.00   |
| Bill                                        | 04/30/2022 | 2588 |     | HCEC                     | Master Lease for Vehicles | 7,000.00   |
| Bill                                        | 05/31/2022 | 2608 |     | HCEC                     | Master Lease for Vehicles | 7,000.00   |
| Bill                                        | 06/30/2022 | 2620 |     | HCEC                     | Master Lease for Vehicles | 7,000.00   |
| Bill                                        | 07/31/2022 | 2639 |     | HCEC                     | Master Lease for Vehicles | 7,000.00   |
| Bill                                        | 08/31/2022 | 2657 |     | HCEC                     | Master Lease for Vehicles | 7,000.00   |
| Bill                                        | 09/30/2022 | 2671 |     | HCEC                     | Master Lease for Vehicles | 7,000.00   |
| Bill                                        | 10/31/2022 | 2686 |     | HCEC                     | Master Lease for Vehicles | 7,000.00   |
| Total 41100 · HCEC Ambulance Lease Revenue  |            |      |     |                          |                           | 70,000.00  |
| <b>41200 · HCEC Property Lease Revenue</b>  |            |      |     |                          |                           |            |
| Bill                                        | 01/31/2022 | 2513 |     | HCEC                     | Original Agreement        | 45,553.00  |
| Bill                                        | 02/28/2022 | 2534 |     | HCEC                     | Original Agreement        | 45,553.00  |
| Bill                                        | 03/31/2022 | 2558 |     | HCEC                     | Original Agreement        | 45,553.00  |
| Bill                                        | 04/30/2022 | 2588 |     | HCEC                     | Original Agreement        | 45,553.00  |
| Bill                                        | 05/31/2022 | 2608 |     | HCEC                     | Original Agreement        | 45,553.00  |
| Bill                                        | 06/30/2022 | 2620 |     | HCEC                     | Original Agreement        | 45,553.00  |
| Bill                                        | 07/31/2022 | 2639 |     | HCEC                     | Original Agreement        | 45,553.00  |
| Bill                                        | 08/31/2022 | 2657 |     | HCEC                     | Original Agreement        | 45,553.00  |
| Bill                                        | 09/30/2022 | 2671 |     | HCEC                     | Original Agreement        | 45,553.00  |
| Bill                                        | 10/31/2022 | 2686 |     | HCEC                     | Original Agreement        | 45,553.00  |
| Total 41200 · HCEC Property Lease Revenue   |            |      |     |                          |                           | 455,530.00 |
| Total 41000 · Service Revenue               |            |      |     |                          |                           | 525,530.00 |
| <b>42000 · Tax Revenues</b>                 |            |      |     |                          |                           |            |
| <b>42100 · Penalty &amp; Interest</b>       |            |      |     |                          |                           |            |
| De...                                       | 01/12/2022 |      |     | Harris County Tax Office | Deliquent P&I             | 1,692.09   |
| De...                                       | 01/14/2022 |      |     | Harris County Tax Office | Deliquent P&I             | 3,011.67   |
| De...                                       | 01/20/2022 |      |     | Harris County Tax Office | Deliquent P&I             | 1,847.75   |
| De...                                       | 01/24/2022 |      |     | Harris County Tax Office | Deliquent P&I             | 2,469.83   |
| De...                                       | 01/26/2022 |      |     | Harris County Tax Office | Deliquent P&I             | 985.19     |
| De...                                       | 01/31/2022 |      |     | Harris County Tax Office | Deliquent P&I             | 1,916.82   |
| De...                                       | 02/03/2022 |      |     | Harris County Tax Office | P&I                       | 0.00       |
| De...                                       | 02/03/2022 |      |     | Harris County Tax Office | Deliquent P&I             | 1,047.26   |
| De...                                       | 02/11/2022 |      |     | Harris County Tax Office | P&I                       | 0.00       |
| De...                                       | 02/11/2022 |      |     | Harris County Tax Office | Deliquent P&I             | 2,266.91   |
| De...                                       | 02/11/2022 |      |     | Harris County Tax Office | P&I                       | 0.00       |
| De...                                       | 02/11/2022 |      |     | Harris County Tax Office | Deliquent P&I             | 82.98      |
| De...                                       | 02/14/2022 |      |     | Harris County Tax Office | P&I                       | 0.00       |
| De...                                       | 02/14/2022 |      |     | Harris County Tax Office | Deliquent P&I             | 1,096.48   |
| De...                                       | 02/15/2022 |      |     | Harris County Tax Office | P&I                       | 2,469.27   |
| De...                                       | 02/15/2022 |      |     | Harris County Tax Office | Deliquent P&I             | 2,075.78   |
| De...                                       | 02/16/2022 |      |     | Harris County Tax Office | P&I                       | 2,333.72   |
| De...                                       | 02/16/2022 |      |     | Harris County Tax Office | Deliquent P&I             | 1,287.24   |
| De...                                       | 02/24/2022 |      |     | Harris County Tax Office | P&I                       | 13,019.77  |
| De...                                       | 02/24/2022 |      |     | Harris County Tax Office | Deliquent P&I             | 1,020.11   |
| De...                                       | 02/25/2022 |      |     | Harris County Tax Office | P&I                       | 2,004.58   |
| De...                                       | 02/25/2022 |      |     | Harris County Tax Office | Deliquent P&I             | 642.36     |
| De...                                       | 02/28/2022 |      |     | Harris County Tax Office | P&I                       | 3,091.79   |
| De...                                       | 02/28/2022 |      |     | Harris County Tax Office | Deliquent P&I             | 916.01     |
| De...                                       | 03/07/2022 |      |     | Harris County Tax Office | P&I                       | 3,341.33   |
| De...                                       | 03/07/2022 |      |     | Harris County Tax Office | Deliquent P&I             | -1,814.88  |
| De...                                       | 03/09/2022 |      |     | Harris County Tax Office | P&I                       | 43.00      |
| De...                                       | 03/09/2022 |      |     | Harris County Tax Office | Deliquent P&I             | 114.19     |
| De...                                       | 03/10/2022 |      |     | Harris County Tax Office | P&I                       | 7,204.17   |
| De...                                       | 03/10/2022 |      |     | Harris County Tax Office | Deliquent P&I             | 2,304.01   |
| De...                                       | 03/15/2022 |      |     | Harris County Tax Office | P&I                       | 0.00       |
| De...                                       | 03/15/2022 |      |     | Harris County Tax Office | Deliquent P&I             | 0.49       |
| De...                                       | 03/17/2022 |      |     | Harris County Tax Office | P&I                       | 2,066.05   |
| De...                                       | 03/17/2022 |      |     | Harris County Tax Office | Deliquent P&I             | 868.76     |

No assurance is provided on these financial statements



10:41 PM

## Harris County ESD No. 1 - GOF Profit & Loss Detail January through October 2022

11/23/22

Accrual Basis

| Type                             | Date       | Num | Adj | Name                     | Memo          | Amount       |
|----------------------------------|------------|-----|-----|--------------------------|---------------|--------------|
| De...                            | 03/18/2022 |     |     | Harris County Tax Office | P&I           | 2,727.99     |
| De...                            | 03/18/2022 |     |     | Harris County Tax Office | Deliquent P&I | 816.21       |
| De...                            | 03/23/2022 |     |     | Harris County Tax Office | P&I           | 2,066.45     |
| De...                            | 03/23/2022 |     |     | Harris County Tax Office | Deliquent P&I | 1,875.31     |
| De...                            | 03/30/2022 |     |     | Harris County Tax Office | P&I           | 1.10         |
| De...                            | 03/30/2022 |     |     | Harris County Tax Office | Deliquent P&I | 0.02         |
| De...                            | 03/31/2022 |     |     | Harris County Tax Office | P&I           | 4,739.18     |
| De...                            | 03/31/2022 |     |     | Harris County Tax Office | Deliquent P&I | 3,071.71     |
| De...                            | 04/07/2022 |     |     | Harris County Tax Office | P&I           | 4,084.43     |
| De...                            | 04/07/2022 |     |     | Harris County Tax Office | Deliquent P&I | 1,516.38     |
| De...                            | 04/08/2022 |     |     | Harris County Tax Office | P&I           | 107.93       |
| De...                            | 04/08/2022 |     |     | Harris County Tax Office | Deliquent P&I | 135.83       |
| De...                            | 04/11/2022 |     |     | Harris County Tax Office | P&I           | 6,503.47     |
| De...                            | 04/11/2022 |     |     | Harris County Tax Office | Deliquent P&I | 3,255.93     |
| De...                            | 04/22/2022 |     |     | Harris County Tax Office | P&I           | 4,349.55     |
| De...                            | 04/22/2022 |     |     | Harris County Tax Office | Deliquent P&I | 3,518.60     |
| De...                            | 04/28/2022 |     |     | Harris County Tax Office | P&I           | 2,132.21     |
| De...                            | 04/28/2022 |     |     | Harris County Tax Office | Deliquent P&I | 892.11       |
| De...                            | 05/05/2022 |     |     | Harris County Tax Office | P&I           | 3,034.64     |
| De...                            | 05/05/2022 |     |     | Harris County Tax Office | Deliquent P&I | 1,191.48     |
| De...                            | 05/06/2022 |     |     | Harris County Tax Office | P&I           | 40.31        |
| De...                            | 05/06/2022 |     |     | Harris County Tax Office | Deliquent P&I | 69.32        |
| De...                            | 05/11/2022 |     |     | Harris County Tax Office | P&I           | 5,156.97     |
| De...                            | 05/11/2022 |     |     | Harris County Tax Office | Deliquent P&I | 1,524.02     |
| De...                            | 05/16/2022 |     |     | Harris County Tax Office | P&I           | 1,553.07     |
| De...                            | 05/16/2022 |     |     | Harris County Tax Office | Deliquent P&I | 5,628.63     |
| De...                            | 05/19/2022 |     |     | Harris County Tax Office | P&I           | 750.93       |
| De...                            | 05/19/2022 |     |     | Harris County Tax Office | Deliquent P&I | 379.90       |
| De...                            | 05/25/2022 |     |     | Harris County Tax Office | P&I           | 3,518.26     |
| De...                            | 05/25/2022 |     |     | Harris County Tax Office | Deliquent P&I | 707.17       |
| De...                            | 05/31/2022 |     |     | Harris County Tax Office | P&I           | 1,429.80     |
| De...                            | 05/31/2022 |     |     | Harris County Tax Office | Deliquent P&I | 916.31       |
| De...                            | 06/03/2022 |     |     | Harris County Tax Office | P&I           | 1,738.66     |
| De...                            | 06/03/2022 |     |     | Harris County Tax Office | Deliquent P&I | 1,731.19     |
| De...                            | 06/06/2022 |     |     | Harris County Tax Office | P&I           | 129.00       |
| De...                            | 06/06/2022 |     |     | Harris County Tax Office | Deliquent P&I | 34.24        |
| De...                            | 06/09/2022 |     |     | Harris County Tax Office | P&I           | 8,034.44     |
| De...                            | 06/09/2022 |     |     | Harris County Tax Office | Deliquent P&I | 1,559.12     |
| De...                            | 06/14/2022 |     |     | Harris County Tax Office | P&I           | 2,703.11     |
| De...                            | 06/14/2022 |     |     | Harris County Tax Office | Deliquent P&I | 6,408.50     |
| De...                            | 06/21/2022 |     |     | Harris County Tax Office | P&I           | 1,961.10     |
| De...                            | 06/21/2022 |     |     | Harris County Tax Office | Deliquent P&I | 1,052.40     |
| De...                            | 07/05/2022 |     |     | Harris County Tax Office | P&I           | 6,968.60     |
| De...                            | 07/05/2022 |     |     | Harris County Tax Office | Deliquent P&I | 5,690.02     |
| De...                            | 07/06/2022 |     |     | Harris County Tax Office | P&I           | 90.53        |
| De...                            | 07/06/2022 |     |     | Harris County Tax Office | Deliquent P&I | 214.30       |
| De...                            | 08/01/2022 |     |     | Harris County Tax Office | Deliquent P&I | 2,076.26     |
| De...                            | 08/05/2022 |     |     | Harris County Tax Office | Deliquent P&I | 16,074.51    |
| De...                            | 08/08/2022 |     |     | Harris County Tax Office | Deliquent P&I | 56.12        |
| De...                            | 08/10/2022 |     |     | Harris County Tax Office | Deliquent P&I | 8,620.35     |
| De...                            | 08/16/2022 |     |     | Harris County Tax Office | Deliquent P&I | 3,041.75     |
| De...                            | 08/23/2022 |     |     | Harris County Tax Office | Deliquent P&I | 3,265.03     |
| De...                            | 09/06/2022 |     |     | Harris County Tax Office | P&I           |              |
| De...                            | 09/06/2022 |     |     | Harris County Tax Office | Deliquent P&I | 6,163.95     |
| De...                            | 09/07/2022 |     |     | Harris County Tax Office | P&I           |              |
| De...                            | 09/07/2022 |     |     | Harris County Tax Office | Deliquent P&I | 349.71       |
| De...                            | 09/09/2022 |     |     | Harris County Tax Office | P&I           |              |
| De...                            | 09/09/2022 |     |     | Harris County Tax Office | Deliquent P&I | 5,399.80     |
| De...                            | 09/16/2022 |     |     | Harris County Tax Office | P&I           |              |
| De...                            | 09/16/2022 |     |     | Harris County Tax Office | Deliquent P&I | 2,266.57     |
| Total 42100 · Penalty & Interest |            |     |     |                          |               | 212,729.21   |
| <b>42300 · Tax Revenue</b>       |            |     |     |                          |               |              |
| De...                            | 01/12/2022 |     |     | Harris County Tax Office | Current Levy  | 1,405,770.10 |
| De...                            | 01/14/2022 |     |     | Harris County Tax Office | Current Levy  | 537,019.53   |
| De...                            | 01/20/2022 |     |     | Harris County Tax Office | Current Levy  | 878,346.80   |
| De...                            | 01/24/2022 |     |     | Harris County Tax Office | Current Levy  | 577,403.44   |
| De...                            | 01/26/2022 |     |     | Harris County Tax Office | Current Levy  | 683,910.87   |

No assurance is provided on these financial statements

10:41 PM

11/23/22

Accrual Basis

## Harris County ESD No. 1 - GOF Profit & Loss Detail January through October 2022

| Type                                           | Date       | Num | Adj | Name                                | Memo             | Amount       |
|------------------------------------------------|------------|-----|-----|-------------------------------------|------------------|--------------|
| De...                                          | 01/31/2022 |     |     | Harris County Tax Office            | Current Levy     | 43,967.34    |
| De...                                          | 01/31/2022 |     |     | Harris County Tax Office            | Current Levy     | 1,130,669.03 |
| Total 42300 · Tax Revenue                      |            |     |     |                                     |                  | 5,257,087.11 |
| Total 42000 · Tax Revenues                     |            |     |     |                                     |                  | 5,469,816.32 |
| <b>43000 · Other Income</b>                    |            |     |     |                                     |                  |              |
| <b>43200 · Donations &amp; Contributions</b>   |            |     |     |                                     |                  |              |
| De...                                          | 03/24/2022 |     |     | Harris County Utility District N... | Deposit          | 748.34       |
| De...                                          | 03/24/2022 |     |     | Harris County Utility District N... | Deposit          | 826.94       |
| De...                                          | 04/22/2022 | DEP |     |                                     | Deposit          | 1,592.62     |
| De...                                          | 04/22/2022 | DEP |     |                                     | Deposit          | 808.98       |
| De...                                          | 07/14/2022 |     |     | Harris County Utility District N... | Deposit          | 750.39       |
| De...                                          | 07/14/2022 |     |     | Harris County Utility District N... | Deposit          | 810.98       |
| De...                                          | 07/14/2022 |     |     | Harris County Utility District N... | Deposit          | 765.86       |
| De...                                          | 08/01/2022 |     |     | Harris County Utility District N... | Deposit          | 2,191.16     |
| De...                                          | 09/19/2022 |     |     |                                     | Deposit          | 800.13       |
| De...                                          | 09/19/2022 |     |     |                                     | Deposit          | 834.98       |
| De...                                          | 10/07/2022 |     |     |                                     | Prop Tax Payment | 186.38       |
| De...                                          | 10/14/2022 |     |     |                                     | Prop Tax Payment | 747.53       |
| Total 43200 · Donations & Contributions        |            |     |     |                                     |                  | 11,064.29    |
| <b>43700 · Interest Earned on Temp. Invest</b> |            |     |     |                                     |                  |              |
| De...                                          | 01/31/2022 |     |     |                                     | Interest         | 0.04         |
| De...                                          | 01/31/2022 |     |     |                                     | Interest         | 4,111.68     |
| De...                                          | 02/28/2022 |     |     |                                     | Interest         | 4,979.25     |
| De...                                          | 02/28/2022 |     |     |                                     | Interest         | 0.05         |
| De...                                          | 03/31/2022 |     |     |                                     | Interest         | 0.38         |
| De...                                          | 03/31/2022 |     |     |                                     | Interest         | 5,573.89     |
| De...                                          | 04/30/2022 |     |     |                                     | Interest         | 5,108.51     |
| De...                                          | 04/30/2022 |     |     |                                     | Interest         | 0.70         |
| De...                                          | 05/31/2022 |     |     |                                     | Interest         | 8,479.79     |
| De...                                          | 05/31/2022 |     |     |                                     | Interest         | 1,189.58     |
| De...                                          | 06/30/2022 |     |     |                                     | Interest         | 18,269.73    |
| De...                                          | 06/30/2022 |     |     |                                     | Interest         | 639.63       |
| De...                                          | 07/31/2022 |     |     |                                     | Interest         | 27,288.00    |
| De...                                          | 07/31/2022 |     |     |                                     | Interest         | 386.62       |
| De...                                          | 08/31/2022 |     |     |                                     | Interest         | 602.63       |
| De...                                          | 08/31/2022 |     |     |                                     | Interest         | 35,007.72    |
| De...                                          | 09/30/2022 |     |     |                                     | Interest         | 37,163.81    |
| De...                                          | 09/30/2022 |     |     |                                     | Interest         | 346.04       |
| De...                                          | 10/31/2022 |     |     |                                     | Interest         | 41,897.26    |
| De...                                          | 10/31/2022 |     |     |                                     | Interest         | 336.35       |
| Total 43700 · Interest Earned on Temp. Invest  |            |     |     |                                     |                  | 191,381.66   |
| Total 43000 · Other Income                     |            |     |     |                                     |                  | 202,445.95   |
| Total Income                                   |            |     |     |                                     |                  | 6,197,792.27 |
| Gross Profit                                   |            |     |     |                                     |                  | 6,197,792.27 |
| <b>Expense</b>                                 |            |     |     |                                     |                  |              |
| <b>143502 · Commissions Paid from Levy</b>     |            |     |     |                                     |                  |              |
| De...                                          | 01/12/2022 |     |     | Harris County Tax Office            | Adj              | 14,133.81    |
| De...                                          | 01/14/2022 |     |     | Harris County Tax Office            | Adj              | 5,381.02     |
| De...                                          | 01/20/2022 |     |     | Harris County Tax Office            | Adj              | 8,858.32     |
| De...                                          | 01/24/2022 |     |     | Harris County Tax Office            | Adj              | 3,182.52     |
| De...                                          | 02/24/2022 |     |     | Harris County Tax Office            | Deposit          | 1,592.15     |
| De...                                          | 02/28/2022 |     |     | Harris County Tax Office            | Deposit          | -9,545.29    |
| De...                                          | 08/01/2022 |     |     | Harris County Tax Office            | Adj/Fees         | 141.83       |
| De...                                          | 08/03/2022 |     |     | Harris County Tax Office            | Adj/Fees         | -1,380.07    |
| De...                                          | 08/04/2022 |     |     | Harris County Tax Office            | Adj/Fees         | -5,464.85    |
| De...                                          | 08/05/2022 |     |     | Harris County Tax Office            | Adj/Fees         | 806.68       |
| De...                                          | 08/10/2022 |     |     | Harris County Tax Office            | Adj/Fees         | 454.84       |
| De...                                          | 08/16/2022 |     |     | Harris County Tax Office            | Adj/Fees         | 163.99       |
| De...                                          | 08/23/2022 |     |     | Harris County Tax Office            | Adj/Fees         | 170.96       |
| De...                                          | 09/06/2022 |     |     | Harris County Tax Office            | Adj./Fees        | 182.27       |

No assurance is provided on these financial statements

10:41 PM

## Harris County ESD No. 1 - GOF

11/23/22

## Profit &amp; Loss Detail

Accrual Basis

January through October 2022

| Type                                           | Date       | Num    | Adj | Name                           | Memo                                                  | Amount        |
|------------------------------------------------|------------|--------|-----|--------------------------------|-------------------------------------------------------|---------------|
| De...                                          | 09/09/2022 |        |     | Harris County Tax Office       | Adj./Fees                                             | 209.70        |
| De...                                          | 09/16/2022 |        |     | Harris County Tax Office       | Adj./Fees                                             | 116.09        |
| Total 143502 · Commissions Paid from Levy      |            |        |     |                                |                                                       | 19,003.97     |
| <b>50000 · Commissioner Salaries and Wages</b> |            |        |     |                                |                                                       |               |
| <b>50250 · Commissioner Reimbursement</b>      |            |        |     |                                |                                                       |               |
| Bill                                           | 01/18/2022 | Jan... |     | Fred A Scibuola                | Jan 2022 Reimbursement                                | 600.00        |
| Bill                                           | 02/21/2022 | Fe...  |     | Fred A Scibuola                | Feb 2022 Reimbursement                                | 600.00        |
| Bill                                           | 02/22/2022 | Rei... |     | Shirley Reed                   | Reimbursement Request Jan 5 - Feb 22, 2022            | 1,050.00      |
| Bill                                           | 03/14/2022 | Rei... |     | Shirley Reed                   | Reimbursement Request Feb 23 - Mar 14, 2022           | 450.00        |
| Bill                                           | 03/15/2022 | Ma...  |     | Fred A Scibuola                | Mar 2022 Reimbursement                                | 600.00        |
| Bill                                           | 03/31/2022 | Apr... |     | Fred A Scibuola                | Apr 2022 Reimbursement                                | 600.00        |
| Bill                                           | 05/19/2022 | Ma...  |     | Fred A Scibuola                | May 2022 Reimbursement                                | 600.00        |
| Bill                                           | 05/31/2022 | 20...  |     | Cathy Sunday_                  | Commissioner Reimbursement 2022                       | 7,000.00      |
| Bill                                           | 06/11/2022 | Jun... |     | Fred A Scibuola                | June 2022 Reimbursement                               | 600.00        |
| Bill                                           | 07/21/2022 | Rei... |     | Shirley Reed                   | Reimbursement Request Mar 21 - Apr 25, 2022           | 900.00        |
| Bill                                           | 07/22/2022 | Jul... |     | Fred A Scibuola                | July 2022 Reimbursement                               | 600.00        |
| Bill                                           | 08/23/2022 | Au...  |     | Fred A Scibuola                | August 2022 Reimbursement                             | 600.00        |
| Bill                                           | 08/26/2022 | Rei... |     | Shirley Reed                   | Reimbursement Request May 16 - June 27, 2022          | 1,200.00      |
| Bill                                           | 09/15/2022 | Rei... |     | Shirley Reed                   | Reimbursement Request July 19 - Sept 15, 2022         | 900.00        |
| Bill                                           | 09/20/2022 | Se...  |     | Fred A Scibuola                | September 2022 Reimbursement                          | 600.00        |
| Bill                                           | 10/21/2022 | Oct... |     | Fred A Scibuola                | October 2022 Reimbursement                            | 600.00        |
| Bill                                           | 10/21/2022 | Rei... |     | Shirley Reed                   | Reimbursement Request Sept 26 - Oct 17, 2022          | 600.00        |
| Total 50250 · Commissioner Reimbursement       |            |        |     |                                |                                                       | 18,100.00     |
| Total 50000 · Commissioner Salaries and Wages  |            |        |     |                                |                                                       | 18,100.00     |
| <b>51000 · HCEC Program Expense</b>            |            |        |     |                                |                                                       |               |
| <b>51100 · HCEC Contract Expense</b>           |            |        |     |                                |                                                       |               |
| Bill                                           | 01/31/2022 | 2513   |     | HCEC                           | Rate change to \$984.21 @ 2034 trips (less \$342,949) | 1,658,934.00  |
| Bill                                           | 02/28/2022 | 2534   |     | HCEC                           | Rate change to \$984.21 @ 1866 trips (less \$397,871) | 1,438,665.00  |
| Bill                                           | 03/31/2022 | 2558   |     | HCEC                           | Rate Change to \$984.21 @ 1885 Trips less (\$554,293) | 1,300,943.00  |
| Bill                                           | 04/30/2022 | 2588   |     | HCEC                           | Rate Change to \$984.21 @ 1991 Trips less (\$406,829) | 1,552,733.00  |
| Bill                                           | 05/31/2022 | 2608   |     | HCEC                           | Rate Change to \$984.21 @ 2164 Trips less (\$406,577) | 1,723,253.00  |
| Bill                                           | 06/30/2022 | 2620   |     | HCEC                           | Rate Change to \$984.21 @ 2130 Trips less (\$388,319) | 1,708,048.00  |
| Bill                                           | 07/31/2022 | 2639   |     | HCEC                           | Rate Change to \$984.21 @ 2270 Trips less (\$411,245) | 1,822,912.00  |
| Bill                                           | 08/31/2022 | 2657   |     | HCEC                           | Rate Change to \$984.21 @ 2181 Trips less (\$610,953) | 1,535,609.00  |
| Bill                                           | 09/30/2022 | 2671   |     | HCEC                           | Rate \$984.21 @ 2129 Trips less (\$459,692)           | 1,635,691.00  |
| Bill                                           | 10/31/2022 | 2686   |     | HCEC                           | Rate \$984.21 @ 2266 Trips less (\$456,659)           | 1,773,561.00  |
| Total 51100 · HCEC Contract Expense            |            |        |     |                                |                                                       | 16,150,349.00 |
| Total 51000 · HCEC Program Expense             |            |        |     |                                |                                                       | 16,150,349.00 |
| <b>52000 · Contract Services (DNU)</b>         |            |        |     |                                |                                                       |               |
| <b>52100 · Accounting Fees</b>                 |            |        |     |                                |                                                       |               |
| Bill                                           | 01/31/2022 | 2288   |     | The Morton Accounting Services | Jan CPA Services                                      | 4,246.18      |
| Bill                                           | 02/28/2022 | 2293   |     | The Morton Accounting Services | Feb CPA Services                                      | 3,974.55      |
| Bill                                           | 03/31/2022 | 2304   |     | The Morton Accounting Services | Mar CPA Services                                      | 4,810.77      |
| Bill                                           | 04/30/2022 | 2310   |     | The Morton Accounting Services | April CPA Services                                    | 4,698.06      |
| Bill                                           | 05/31/2022 | 2315   |     | The Morton Accounting Services | May CPA Services                                      | 4,208.39      |
| Bill                                           | 06/30/2022 | 2324   |     | The Morton Accounting Services | June CPA Services                                     | 4,029.88      |
| Bill                                           | 07/31/2022 | 2331   |     | The Morton Accounting Services | July CPA Services                                     | 3,629.34      |
| Bill                                           | 08/31/2022 | 2339   |     | The Morton Accounting Services | August CPA Services                                   | 4,400.80      |
| Bill                                           | 09/30/2022 | 2342   |     | The Morton Accounting Services | September CPA Services                                | 4,180.66      |
| Bill                                           | 10/31/2022 | 2362   |     | The Morton Accounting Services | October CPA Services                                  | 4,025.10      |
| Total 52100 · Accounting Fees                  |            |        |     |                                |                                                       | 42,203.73     |
| <b>52200 · Audit Fees</b>                      |            |        |     |                                |                                                       |               |
| Bill                                           | 03/24/2022 | 17...  |     | Carr Riggs & Ingram            | 2021 Audit Billing - Interim                          | 15,000.00     |
| Bill                                           | 05/31/2022 | 17...  |     | Carr Riggs & Ingram            | 2021 Audit Billing - Final                            | 3,790.00      |
| Total 52200 · Audit Fees                       |            |        |     |                                |                                                       | 18,790.00     |
| <b>52300 · Legal Fees</b>                      |            |        |     |                                |                                                       |               |
| Bill                                           | 01/11/2022 |        |     | Caryn Papantonakis             | Legal Fees                                            | 6,000.00      |
| Bill                                           | 02/11/2022 |        |     | Caryn Papantonakis             | Legal Fees                                            | 6,000.00      |

No assurance is provided on these financial statements

10:41 PM

## Harris County ESD No. 1 - GOF

11/23/22

## Profit &amp; Loss Detail

Accrual Basis

January through October 2022

| Type                                           | Date       | Num   | Adj | Name                           | Memo                                               | Amount     |
|------------------------------------------------|------------|-------|-----|--------------------------------|----------------------------------------------------|------------|
| Bill                                           | 03/11/2022 |       |     | Caryn Papantonakis             | Legal Fees                                         | 6,000.00   |
| Bill                                           | 04/11/2022 |       |     | Caryn Papantonakis             | Legal Fees                                         | 6,000.00   |
| Bill                                           | 05/11/2022 |       |     | Caryn Papantonakis             | Legal Fees                                         | 6,000.00   |
| Bill                                           | 06/11/2022 |       |     | Caryn Papantonakis             | Legal Fees                                         | 6,000.00   |
| Bill                                           | 07/11/2022 |       |     | Caryn Papantonakis             | Legal Fees                                         | 6,000.00   |
| Bill                                           | 08/11/2022 |       |     | Caryn Papantonakis             | Legal Fees                                         | 6,000.00   |
| Bill                                           | 09/11/2022 |       |     | Caryn Papantonakis             | Legal Fees                                         | 6,000.00   |
| Bill                                           | 10/11/2022 |       |     | Caryn Papantonakis             | Legal Fees                                         | 6,000.00   |
| Total 52300 · Legal Fees                       |            |       |     |                                |                                                    | 60,000.00  |
| <b>52350 · Outside Contract Services</b>       |            |       |     |                                |                                                    |            |
| Bill                                           | 04/30/2022 | 9221  |     | AG CM Inc.                     | Project Management Support #93 & 96 - April 2022   | 9,110.00   |
| Bill                                           | 05/25/2022 | 58... |     | Equitax Inc.                   | 2021 Annual Tax True Up                            | 3,200.00   |
| Bill                                           | 05/31/2022 | 9343  |     | AG CM Inc.                     | Project Management Support #93 & 96 - May 2022     | 13,831.40  |
| Bill                                           | 06/30/2022 | 9424  |     | AG CM Inc.                     | Project Management Support #93 & 96 - June 2022    | 5,459.00   |
| Bill                                           | 07/31/2022 | 9510  |     | AG CM Inc.                     | Project Management Support #93 & 96 - July 2022    | 2,683.50   |
| Bill                                           | 08/31/2022 | 9568  |     | AG CM Inc.                     | Project Management Support #93 & 96 - Aug 2022     | 10,625.50  |
| Bill                                           | 09/30/2022 | 9639  |     | AG CM Inc.                     | Project Management Support #93 & 96 - Sept 2022    | 6,180.50   |
| Bill                                           | 10/31/2022 | 9772  |     | AG CM Inc.                     | Project Management Support #93 & 96 - October 2022 | 8,436.50   |
| Total 52350 · Outside Contract Services        |            |       |     |                                |                                                    | 59,526.40  |
| <b>52550 · Election Expense</b>                |            |       |     |                                |                                                    |            |
| Bill                                           | 01/31/2022 | 21... |     | Radcliffe Bobbitt Adams Polley | Legal - Election and Litigation                    | 3,919.53   |
| Bill                                           | 02/28/2022 | 21... |     | Radcliffe Bobbitt Adams Polley | Legal - Election and Litigation                    | 1,304.70   |
| Bill                                           | 04/30/2022 | 21... |     | Radcliffe Bobbitt Adams Polley | Legal - Election and Litigation                    | 60.60      |
| Bill                                           | 06/14/2022 | 21... |     | Radcliffe Bobbitt Adams Polley | Legal - Election and Litigation                    | 2,629.03   |
| Bill                                           | 06/30/2022 | 21... |     | Radcliffe Bobbitt Adams Polley | Legal - Election and Litigation                    | 31.21      |
| Bill                                           | 07/31/2022 | 21... |     | Radcliffe Bobbitt Adams Polley | Legal - Election and Litigation                    | 123.36     |
| Total 52550 · Election Expense                 |            |       |     |                                |                                                    | 8,068.43   |
| Total 52000 · Contract Services (DNU)          |            |       |     |                                |                                                    | 188,588.56 |
| <b>53000 · Operations (DNU)</b>                |            |       |     |                                |                                                    |            |
| <b>53150 · Dues &amp; Subscriptions</b>        |            |       |     |                                |                                                    |            |
| Bill                                           | 01/31/2022 | 13... |     | Oak Interactive, LLC           | Monthly Website Maintenance - Jan                  | 450.00     |
| Bill                                           | 02/28/2022 | 13... |     | Oak Interactive, LLC           | Monthly Website Maintenance - Feb                  | 450.00     |
| Bill                                           | 03/31/2022 | 13... |     | Oak Interactive, LLC           | Monthly Website Maintenance - Mar                  | 450.00     |
| Bill                                           | 04/30/2022 | 13... |     | Oak Interactive, LLC           | Monthly Website Maintenance - April                | 450.00     |
| Bill                                           | 05/31/2022 | 13... |     | Oak Interactive, LLC           | Monthly Website Maintenance - May                  | 450.00     |
| Bill                                           | 06/30/2022 | 13... |     | Oak Interactive, LLC           | Monthly Website Maintenance - June                 | 450.00     |
| Bill                                           | 07/31/2022 | 13... |     | Oak Interactive, LLC           | Monthly Website Maintenance - July                 | 450.00     |
| Bill                                           | 08/31/2022 | 13... |     | Oak Interactive, LLC           | Monthly Website Maintenance - August               | 450.00     |
| Bill                                           | 09/09/2022 | 20... |     | SAFE-D                         | Safe-D Membership Renewal                          | 1,100.00   |
| Bill                                           | 09/30/2022 | 13... |     | Oak Interactive, LLC           | Monthly Website Maintenance - Sept                 | 450.00     |
| Bill                                           | 10/31/2022 | 13... |     | Oak Interactive, LLC           | Monthly Website Maintenance - October              | 450.00     |
| Total 53150 · Dues & Subscriptions             |            |       |     |                                |                                                    | 5,600.00   |
| <b>53300 · Printing &amp; Copying</b>          |            |       |     |                                |                                                    |            |
| Bill                                           | 01/31/2022 | 2288  |     | The Morton Accounting Services | Copies                                             | 6.09       |
| Bill                                           | 02/28/2022 | 2293  |     | The Morton Accounting Services | Copies                                             | 6.09       |
| Bill                                           | 03/31/2022 | 2304  |     | The Morton Accounting Services | Copies                                             | 12.18      |
| Bill                                           | 04/30/2022 | 2310  |     | The Morton Accounting Services | Copies                                             | 10.73      |
| Bill                                           | 05/31/2022 | 2315  |     | The Morton Accounting Services | Copies                                             | 5.51       |
| Bill                                           | 06/30/2022 | 2324  |     | The Morton Accounting Services | Copies                                             | 4.35       |
| Bill                                           | 07/31/2022 | 2331  |     | The Morton Accounting Services | Copies                                             | 3.48       |
| Bill                                           | 08/31/2022 | 2339  |     | The Morton Accounting Services | Copies                                             | 6.96       |
| Bill                                           | 09/30/2022 | 2342  |     | The Morton Accounting Services | Copies                                             | 7.25       |
| Bill                                           | 10/31/2022 | 2362  |     | The Morton Accounting Services | Copies                                             | 3.48       |
| Total 53300 · Printing & Copying               |            |       |     |                                |                                                    | 66.12      |
| <b>53350 · Legal Notices &amp; Filing Fees</b> |            |       |     |                                |                                                    |            |
| Bill                                           | 09/30/2022 | 70... |     | Houston Chronicle              | Public Hearing - Main News                         | 11,746.94  |
| Bill                                           | 10/01/2022 | 34... |     | Houston Chronicle              | Public Hearing - Main News                         | 11,746.94  |
| Total 53350 · Legal Notices & Filing Fees      |            |       |     |                                |                                                    | 23,493.88  |

No assurance is provided on these financial statements

10:41 PM

11/23/22

Accrual Basis

**Harris County ESD No. 1 - GOF**  
**Profit & Loss Detail**  
 January through October 2022

| Type                                               | Date       | Num    | Adj | Name                             | Memo                                                      | Amount                |
|----------------------------------------------------|------------|--------|-----|----------------------------------|-----------------------------------------------------------|-----------------------|
| <b>53400 · Office Supplies</b>                     |            |        |     |                                  |                                                           |                       |
| Bill                                               | 01/31/2022 | 2288   |     | The Morton Accounting Services   | Quickbooks software                                       | 449.00                |
| Total 53400 · Office Supplies                      |            |        |     |                                  |                                                           | 449.00                |
| Total 53000 · Operations (DNU)                     |            |        |     |                                  |                                                           | 29,609.00             |
| <b>54000 · General and Admin Expenses</b>          |            |        |     |                                  |                                                           |                       |
| <b>54150 · Insurance - Gen Liab-Err &amp; Omis</b> |            |        |     |                                  |                                                           |                       |
| Bill                                               | 01/12/2022 | 20...  |     | VFIS of Texas                    | HARC0-1 Insurance Coverage - 1/1/22 to 12/31/22           | 68,346.00             |
| Total 54150 · Insurance - Gen Liab-Err & Omis      |            |        |     |                                  |                                                           | 68,346.00             |
| <b>54300 · Other Costs (Contengency Funds)</b>     |            |        |     |                                  |                                                           |                       |
| Bill                                               | 06/11/2022 | Ma...  |     | Chase Card Services              | Acct x7714                                                | 67.30                 |
| Bill                                               | 08/30/2022 | Jul... |     | Chase Card Services              | Acct x7714                                                | 78.35                 |
| Total 54300 · Other Costs (Contengency Funds)      |            |        |     |                                  |                                                           | 145.65                |
| <b>54400 · HCAD Qtr Expenses</b>                   |            |        |     |                                  |                                                           |                       |
| Bill                                               | 02/15/2022 | PSI... |     | Harris County Appraisal District | 2nd Qtr Quarter 2022 Assessment                           | 35,989.00             |
| Bill                                               | 05/17/2022 | PSI... |     | Harris County Appraisal District | 3rd Qtr Quarter 2022 Assessment                           | 36,189.00             |
| Bill                                               | 07/31/2022 | PSI... |     | Harris County Appraisal District | 4th Qtr Quarter 2022 Assessment                           | 36,629.00             |
| Total 54400 · HCAD Qtr Expenses                    |            |        |     |                                  |                                                           | 108,807.00            |
| Total 54000 · General and Admin Expenses           |            |        |     |                                  |                                                           | 177,298.65            |
| <b>60000 · Interest Expense</b>                    |            |        |     |                                  |                                                           |                       |
| Bill                                               | 05/16/2022 | Lo...  |     | JPMorgan Chase Bank NA           | Payment for Loan - \$6,251,874.51 (confirm interest am... | 43,763.12             |
| Bill                                               | 10/20/2022 | LN...  |     | TIB                              | Acct. # ML-000091037                                      | 110,999.99            |
| Total 60000 · Interest Expense                     |            |        |     |                                  |                                                           | 154,763.11            |
| Total Expense                                      |            |        |     |                                  |                                                           | 16,737,712.29         |
| Net Ordinary Income                                |            |        |     |                                  |                                                           | -10,539,920.02        |
| <b>Net Income</b>                                  |            |        |     |                                  |                                                           | <b>-10,539,920.02</b> |

No assurance is provided on these financial statements

# INVOICE



**OAK Interactive, LLC**

1819 Blue Water Bay Dr., Katy, TX 77494, UNITED STATES  
info@oakinteractive.com; Website: www.oakinteractive.com

**Invoice No#:** 13407  
**Invoice Date:** Oct 31, 2022  
**Reference:** Creative Services  
**Due Date:** Nov 30, 2022

**\$450.00**  
AMOUNT DUE

## BILL TO

HCESD-1.org  
Melissa Morton  
2800 Aldine Bender Rd., Houston, TX 77032, UNITED STATES

| # | ITEMS & DESCRIPTION                          | QTY/HRS | PRICE        | AMOUNT(\$)          |
|---|----------------------------------------------|---------|--------------|---------------------|
| 1 | Website Maintenance<br>HCESD-1.org - October | 1       | \$450.00     | \$450.00            |
|   |                                              |         | Subtotal     | \$450.00            |
|   |                                              |         | <b>TOTAL</b> | <b>\$450.00 USD</b> |

## NOTES TO CUSTOMER

October, 2022 - Kindly Remit to: OAK Interactive, LLC  
1819 Blue Water Bay Dr., Katy, TX 77494

THANK YOU FOR YOUR BUSINESS!

## TERMS AND CONDITIONS

Net 30 - Interest accrued at 2% per month, thereafter. Make checks payable to: OAK Interactive, LLC or pay via Credit Card with a 4% processing fee. Sales Tax applied to:

- Website Maintenance
- Website Design & Development
- Hard Cost for production items



Alpha Testing, LLC  
2209 Wisconsin St.  
Dallas, TX 75229  
(972)620-8911

**Project Name:** Station 96  
2947 Washington Drive  
Houston, Harris County, Texas

**Client:** AGJCM, Inc.  
ATTN: Spencer Clark  
3200 Wilcrest Drive, Suite 100  
Houston, TX 77042  
(713) 316-4506

**Invoice No:** 226270  
**Invoice Date:** 10/20/2022  
**Project Mgr:** Jeremy Honeycutt

**Customer P.O. No:** 22-012      **Project No:** N222153      **Items through:** 10/20/2022      **Terms:** NET 30

| Quantity | Description of work                   | Report Date | Report # | Unit Price | Per | Extension  |
|----------|---------------------------------------|-------------|----------|------------|-----|------------|
| 1.00     | Phase I Environmental Site Assessment | 10/20/2022  | 1        | \$3,800.00 | LS  | \$3,800.00 |

|                             |            |
|-----------------------------|------------|
| <b>Estimated Budget:</b>    | \$3,800.00 |
| <b>Previously Invoiced:</b> | \$0.00     |
| <b>Total This Invoice:</b>  | \$3,800.00 |
| <b>Remaining Budget:</b>    | \$0.00     |

**Pay this Invoice Total:      \$3,800.00**

**PLEASE REMIT ALL PAYMENTS TO THE CORPORATE OFFICE:**

Alpha Testing, LLC  
Attn: Accounts Receivable  
2209 Wisconsin Street  
Dallas, Texas 75229

*For any questions concerning this invoice, please contact our project manager for clarification.*



**AG|CM, Inc.**  
 P.O. Box 2682  
 1101 Ocean Drive (78404)  
 Corpus Christi, TX 78403  
 361-882-0469

Harris County ESD #1  
 Attn: Jeremy Hyde  
 2800 Aldine Bender Rd.  
 Houston, TX 77032

Invoice number 9772  
 Date 11/01/2022

Project **22-012P Harris County ESD 1 Stations  
 93 and 96**

Billing Period 10/01/2022 - 10/30/2022

**Invoice Summary**

| Description                       | Contract Amount | Total Billed | Prior Billed | Current Billed | Remaining  | Percent Complete |
|-----------------------------------|-----------------|--------------|--------------|----------------|------------|------------------|
| <b>PROJECT MANAGEMENT SUPPORT</b> | 259,140.00      | 56,326.40    | 47,889.90    | 8,436.50       | 202,813.60 | 21.74            |
| <b>Total</b>                      | 259,140.00      | 56,326.40    | 47,889.90    | 8,436.50       | 202,813.60 | 21.74            |

**Professional Fees**

|                            | Hours | Rate   | Billed Amount |
|----------------------------|-------|--------|---------------|
| Design Manager - AIA       |       |        |               |
| Paul E. Kullman            | 21.50 | 155.00 | 3,332.50      |
| Project Manager            |       |        |               |
| Dhinaker Thangavelu        | 7.00  | 132.00 | 924.00        |
| Professional Fees subtotal | 28.50 |        | 4,256.50      |

**Professional Fees**

|                    | Units | Rate     | Billed Amount |
|--------------------|-------|----------|---------------|
| Other Consultant   |       |          |               |
| Alpha Testing, LLC | 1.00  | 4,180.00 | 4,180.00      |

Invoice total **8,436.50**

**Aging Summary**

| Invoice Number | Invoice Date | Outstanding | Current  | Over 30 | Over 60 | Over 90 | Over 120 |
|----------------|--------------|-------------|----------|---------|---------|---------|----------|
| 9772           | 11/01/2022   | 8,436.50    | 8,436.50 |         |         |         |          |
| <b>Total</b>   |              | 8,436.50    | 8,436.50 | 0.00    | 0.00    | 0.00    | 0.00     |



Approved by:

Christopher L. Majors  
Vice President of East & South Regions

**NOTE:**

*Please send all accounts receivable correspondent to ar@agcm.com.*

**IMPORTANT PAYMENT INFORMATION:**

*Please call to verify any changes to our ACH information at 361-882-0469 ext 311 or 361-215-1533 (Brenda Brewer's cell) prior to making the changes.*

**REMIT PAYMENT TO:**

AG|CM, Inc.  
P.O. Box 2682  
Corpus Christi, TX 78403

**Invoice Supporting Detail**

**22-012P Harris County ESD 1 Stations 93 and 96  
 PROJECT MANAGEMENT SUPPORT  
 Preconstruction & Design**

Phase Status: Active

Billing Cutoff: 10/30/2022

| Date | Units | Rate | Amount |
|------|-------|------|--------|
|------|-------|------|--------|

**Labor**

WIP Status: Billable

Design Manager - AIA

Paul E. Kullman

|               |                                               |      |        |        |
|---------------|-----------------------------------------------|------|--------|--------|
| Billable Time | 10/03/2022                                    | 1.00 | 155.00 | 155.00 |
|               | <i>Project coordination</i>                   |      |        |        |
| Billable Time | 10/04/2022                                    | 1.00 | 155.00 | 155.00 |
|               | <i>Project Coordination</i>                   |      |        |        |
| Billable Time | 10/07/2022                                    | 2.00 | 155.00 | 310.00 |
|               | <i>Project coordination</i>                   |      |        |        |
| Billable Time | 10/12/2022                                    | 1.00 | 155.00 | 155.00 |
|               | <i>Project Coordination</i>                   |      |        |        |
| Billable Time | 10/13/2022                                    | 1.00 | 155.00 | 155.00 |
|               | <i>Project Coordination</i>                   |      |        |        |
| Billable Time | 10/14/2022                                    | 2.00 | 155.00 | 310.00 |
|               | <i>Project Coordination</i>                   |      |        |        |
| Billable Time | 10/17/2022                                    | 1.00 | 155.00 | 155.00 |
|               | <i>Project Coordination</i>                   |      |        |        |
| Billable Time | 10/19/2022                                    | 1.00 | 155.00 | 155.00 |
|               | <i>Project Coordination</i>                   |      |        |        |
| Billable Time | 10/20/2022                                    | 1.00 | 155.00 | 155.00 |
|               | <i>Project Coordination</i>                   |      |        |        |
| Billable Time | 10/21/2022                                    | 2.00 | 155.00 | 310.00 |
|               | <i>Project Coordination</i>                   |      |        |        |
| Billable Time | 10/25/2022                                    | 5.00 | 155.00 | 775.00 |
|               | <i>Project Coordination and Board Meeting</i> |      |        |        |
| Billable Time | 10/26/2022                                    | 1.00 | 155.00 | 155.00 |
|               | <i>Project Coordination</i>                   |      |        |        |
| Billable Time | 10/27/2022                                    | 1.00 | 155.00 | 155.00 |
|               | <i>Project Coordination</i>                   |      |        |        |
| Billable Time | 10/28/2022                                    | 1.50 | 155.00 | 232.50 |
|               | <i>Project Coordination</i>                   |      |        |        |

Subtotal **21.50** **3,332.50**

Project Manager

Dhinaker Thangavelu

|               |                                                                                              |      |        |        |
|---------------|----------------------------------------------------------------------------------------------|------|--------|--------|
| Billable Time | 10/21/2022                                                                                   | 3.00 | 132.00 | 396.00 |
|               | <i>Review Station 96 Revised SD Plans and study Topographic Surveys for ESD 93 &amp; 96.</i> |      |        |        |
| Billable Time | 10/25/2022                                                                                   | 4.00 | 132.00 | 528.00 |
|               | <i>Attend Board Meeting</i>                                                                  |      |        |        |

Subtotal **7.00** **924.00**

Labor total **28.50** **4,256.50**

**Invoice Supporting Detail**

22-012P Harris County ESD 1 Stations 93 and 96  
 PROJECT MANAGEMENT SUPPORT  
 Construction Phase

Phase Status: Work Hold

Billing Cutoff: 10/30/2022

| Date | Units | Rate | Amount |
|------|-------|------|--------|
|------|-------|------|--------|

WIP Status:

|          |      |
|----------|------|
| Subtotal | 0.00 |
| total    | 0.00 |

PROJECT MANAGEMENT SUPPORT  
 Survey Service at 1.10

Phase Status: Active

Billing Cutoff: 10/30/2022

| Date | Units | Rate | Amount |
|------|-------|------|--------|
|------|-------|------|--------|

**Consultant**

WIP Status: Billable

Alpha Testing, LLC  
 Other Consultant

|                  |      |          |          |
|------------------|------|----------|----------|
| 10/20/2022       | 1.00 | 4,180.00 | 4,180.00 |
| Subtotal         | 1.00 |          | 4,180.00 |
| Consultant total | 1.00 |          | 4,180.00 |

**Invoice Summary**

|              | Contract   | Billed    | %  | Remaining  | %  |
|--------------|------------|-----------|----|------------|----|
| Labor        | 259,140.00 | 27,685.50 | 11 | 231,454.50 | 89 |
| Expense      |            | 1,759.10  |    | -1,759.10  |    |
| Consultant   |            | 26,881.80 |    | -26,881.80 |    |
| <b>Total</b> | 259,140.00 | 56,326.40 | 22 | 202,813.60 | 78 |



TIB, N.A.  
Attn: Loan Operations  
11701 Luna Rd  
Dallas TX 75234

(866) 306-4842

Billing Notice

10/20/2022  
LNND00500

Dear Customer,  
Payment on your loan ML-000091037 is due on 11/19/2022. Please return this notice with your payment of \$662,727.71. The loan, which has an outstanding balance of \$6,000,000.00 and a current interest rate of 1.850%, will mature on 11/19/2031.

HARRIS COUNTY ESD NO 1  
2800 ALDINE BENDER ROAD  
ATTN: CATHY SUNDAY, BOARD PRESIDENT  
HOUSTON TX 77032

|                    |              |
|--------------------|--------------|
| Account:           | ML-000091037 |
| Relationship:      | Primary      |
| Payment Date:      | 11/19/2022   |
| Payment Amount:    | \$662,727.71 |
| Principal:         | \$551,727.72 |
| Interest:          | \$110,999.99 |
| Alternate Int:     | \$0.00       |
| Escrow/Other:      | \$0.00       |
| Delinquent Date:   |              |
| Delinquent Amount: | \$0.00       |
| Payments:          | \$0.00       |
| Late Fees Due:     | \$0.00       |
| Loan Fees Due:     | \$0.00       |
| Total Amount Due:  | \$662,727.71 |



If wiring your payment, please remit to:

**NOTICE:**

TIB The Independent BankersBank N.A.  
Routing Number: 111 010 170 Account  
Number: 2000735  
Attn: Loan Operations

**ATTN: LOAN OPERATIONS  
TIB, N.A.  
11701 LUNA ROAD  
FARMERS BRANCH, TX 75234**

T189009

1

2

3

4

5



6



34227994

# HEARST

## MEDIA SOLUTIONS

Houston Chronicle | Houston Community Newspapers & Media Group | The Courier

HARRIS COUNTY ESD 1  
2800 ALDINE BENDER RD  
HOUSTON, TX 77032

### REMITTANCE ADDRESS

Houston Chronicle  
PO BOX 14484  
DES MOINES, IA 50306-3484

## Invoice Bill

Invoice #: 34227994

09/21/2022

Purchase Oder No.

Bill Account Number: 20014680

| Adv Number | Advertiser Name     | Publication   | Placement | Position   | Pub Date    | Amount    |
|------------|---------------------|---------------|-----------|------------|-------------|-----------|
| 20014680   | HARRIS COUNTY ESD 1 | HOU Chronicle | Main-HOU  | Legals-ROP | 09/21/22    | 11,746.94 |
|            |                     |               |           |            | Total       | 11,746.94 |
|            |                     |               |           |            | Payment     |           |
|            |                     |               |           |            | Balance Due | 11,746.94 |

# Invoice



Page 1/1  
Invoice 02686  
Date 10/31/2022

**Harris County Emergency Corps**  
2800 Aldine Bender Road  
Houston TX 77032

**Bill To:** Harris County ESD#1  
2800 Aldine Bender Rd  
Houston Texas 77032

**Ship To:** Harris County ESD#1  
2800 Aldine Bender Rd  
Houston Texas 77032

|         | Customer ID      | Shipping Method                           | Payment Terms  | Req Ship Date  | Master No.     |
|---------|------------------|-------------------------------------------|----------------|----------------|----------------|
|         | H0001            |                                           | Due on Receipt | 10/31/2022     | 2,611          |
| Ordered | Item Number      | Description                               | Discount       | Unit Price     | Ext. Price     |
| 1.00    | 911 SERVICES     | 2266 Responses x \$984.21 - IMX \$456,659 | \$0.00         | \$1,773,561.00 | \$1,773,561.00 |
| 1.00    | LEASE PAYMENTS   | Lease payments to ESD1 Bldg/Eq            | \$0.00         | -\$45,553.00   | -\$45,553.00   |
| 1.00    | LEASE AMBULANCES | Lease Payments ESD1 ambulances            | \$0.00         | -\$7,000.00    | -\$7,000.00    |

Thank you for your business!

|                |                       |
|----------------|-----------------------|
| Subtotal       | \$1,721,008.00        |
| Misc           | \$0.00                |
| Tax            | \$0.00                |
| Freight        | \$0.00                |
| Trade Discount | \$0.00                |
| <b>Total</b>   | <b>\$1,721,008.00</b> |



# Invoice

|            |           |
|------------|-----------|
| Date       | Invoice # |
| 10/31/2022 | 2362      |

|                                                                    |
|--------------------------------------------------------------------|
| Bill To                                                            |
| Harris County ESD #1<br>2800 Aldine Bender Rd<br>Houston, TX 77032 |

|        |            |
|--------|------------|
| Terms  | Due Date   |
| Net 30 | 11/30/2022 |

| Serviced   | Description                                                                                                                                                               | Time    | Rate     | Amount   |
|------------|---------------------------------------------------------------------------------------------------------------------------------------------------------------------------|---------|----------|----------|
| 10/31/2022 | October CPA Services                                                                                                                                                      |         | 2,750.00 | 2,750.00 |
| 10/31/2022 | Additional Hours (Fixed asset management, meeting with board members for ACH approval for Prosperity, special reporting, working on restructuring tracking of loan funds) | 9.10784 | 140.00   | 1,275.10 |
| 10/31/2022 | Copies                                                                                                                                                                    | 12      | 0.29     | 3.48     |

Please Remit Payment to:  
The Morton Accounting Service  
1125 Cypress Station Dr. Bldg H-4  
Houston, TX 77090

or via the Intuit payment link in the email.

|                         |            |
|-------------------------|------------|
| <b>Total</b>            | \$4,028.58 |
| <b>Payments/Credits</b> | \$0.00     |
| <b>Balance Due</b>      | \$4,028.58 |



## President's Report – HCEC

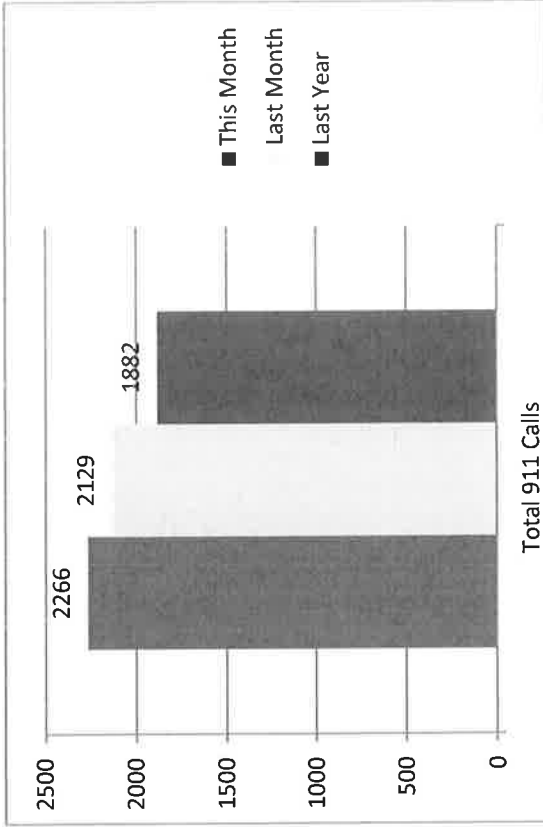
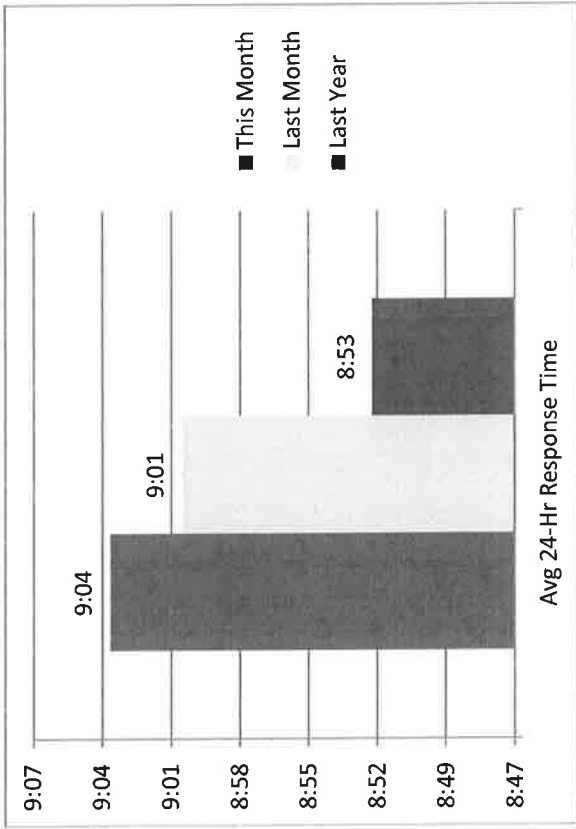
### November 2022 Meeting

- HCEC responded to 2266 911 calls this month, compared to 2129 in the previous month. Our response time is 9:04.
- The Clinical Department hosted Case Review this month and presented unusual medical cases to our crews. It was well attended.
- In-Charge academy is happening this week to promote some new In-Charges.
- Keir attended the GETAC and Texas EMS Alliance meetings at EMS Conference and promoted some cooperation between TEMSA and SAFE-D.
- HCEC is holding a supervisor promotion process to fill a vacant supervisor position.
- Our DSHS EMS license was renewed for another 2 years this month.


Vehicle Accidents last month: 2-minor

Maintenance Requests last month: 19

# HCEC Activity October 2022



## Call Volume Comparison





Division 11 Harris County Emerg Corps

# 911 STATISTICS REPORT FOR PERIOD 10-01-22 to 10-31-22

11/1/2022 8:50:08 AM Page 1 of 12

| INCIDENT TOTALS |           |           |           |           |           |           |           |           |           |           |           |           |           |           |           |           |           |           |           |           |           |           |           |           |           |           |           |           |           |           |           |              |
|-----------------|-----------|-----------|-----------|-----------|-----------|-----------|-----------|-----------|-----------|-----------|-----------|-----------|-----------|-----------|-----------|-----------|-----------|-----------|-----------|-----------|-----------|-----------|-----------|-----------|-----------|-----------|-----------|-----------|-----------|-----------|-----------|--------------|
| RESPONSE TYPE   | 01        | 02        | 03        | 04        | 05        | 06        | 07        | 08        | 09        | 10        | 11        | 12        | 13        | 14        | 15        | 16        | 17        | 18        | 19        | 20        | 21        | 22        | 23        | 24        | 25        | 26        | 27        | 28        | 29        | 30        | 31        | Total        |
| ALS Response    | 39        | 69        | 67        | 55        | 41        | 62        | 59        | 51        | 47        | 54        | 52        | 51        | 43        | 69        | 67        | 56        | 42        | 56        | 47        | 63        | 74        | 63        | 53        | 68        | 45        | 54        | 71        | 63        | 53        | 60        | 1,748     |              |
| BLS Response    | 17        | 19        | 12        | 16        | 14        | 17        | 18        | 16        | 23        | 15        | 17        | 19        | 12        | 13        | 16        | 9         | 10        | 17        | 22        | 22        | 19        | 12        | 15        | 20        | 12        | 19        | 17        | 18        | 20        | 26        | 518       |              |
| <b>Totals</b>   | <b>56</b> | <b>88</b> | <b>79</b> | <b>71</b> | <b>57</b> | <b>76</b> | <b>76</b> | <b>69</b> | <b>63</b> | <b>77</b> | <b>69</b> | <b>69</b> | <b>70</b> | <b>55</b> | <b>82</b> | <b>83</b> | <b>65</b> | <b>52</b> | <b>73</b> | <b>69</b> | <b>85</b> | <b>93</b> | <b>75</b> | <b>68</b> | <b>88</b> | <b>57</b> | <b>73</b> | <b>88</b> | <b>81</b> | <b>73</b> | <b>86</b> | <b>2,266</b> |

\* Medic units that went enroute in district, NO mutual aid responses

| INCIDENT TOTALS BY SHIFT |           |           |           |           |           |           |           |           |           |           |           |           |           |           |           |           |           |           |           |           |           |           |           |           |           |           |           |           |           |           |           |              |    |    |     |     |
|--------------------------|-----------|-----------|-----------|-----------|-----------|-----------|-----------|-----------|-----------|-----------|-----------|-----------|-----------|-----------|-----------|-----------|-----------|-----------|-----------|-----------|-----------|-----------|-----------|-----------|-----------|-----------|-----------|-----------|-----------|-----------|-----------|--------------|----|----|-----|-----|
| SHIFT                    | 01        | 02        | 03        | 04        | 05        | 06        | 07        | 08        | 09        | 10        | 11        | 12        | 13        | 14        | 15        | 16        | 17        | 18        | 19        | 20        | 21        | 22        | 23        | 24        | 25        | 26        | 27        | 28        | 29        | 30        | 31        | Total        |    |    |     |     |
| A - Shift                |           |           |           |           | 49        | 12        | 61        | 9         |           |           |           | 58        | 9         | 70        | 18        |           |           |           |           |           |           |           | 76        | 20        | 62        | 10        |           |           |           |           |           |              | 65 | 19 | 71  | 609 |
| B - Shift                | 13        |           |           |           | 64        | 15        | 60        | 12        |           |           |           | 46        | 12        | 65        | 6         |           |           |           |           |           |           |           | 73        | 13        | 58        | 12        |           |           |           |           |           |              | 54 | 15 | 518 |     |
| C - Shift                | 43        | 19        | 74        | 11        |           |           | 51        | 10        | 64        | 7         |           |           |           |           | 59        | 5         | 63        | 7         |           |           |           |           |           |           | 76        | 7         | 60        | 20        |           |           |           |              |    |    | 576 |     |
| D - Shift                |           |           |           |           | 69        | 5         | 60        | 8         |           |           | 67        | 5         | 62        | 12        |           |           | 47        | 10        | 62        | 9         |           |           |           |           |           | 50        | 13        | 68        | 16        |           |           |              |    |    | 563 |     |
| <b>Totals</b>            | <b>56</b> | <b>88</b> | <b>79</b> | <b>71</b> | <b>57</b> | <b>76</b> | <b>76</b> | <b>69</b> | <b>63</b> | <b>77</b> | <b>69</b> | <b>69</b> | <b>70</b> | <b>55</b> | <b>82</b> | <b>83</b> | <b>65</b> | <b>52</b> | <b>73</b> | <b>69</b> | <b>85</b> | <b>93</b> | <b>75</b> | <b>68</b> | <b>88</b> | <b>57</b> | <b>73</b> | <b>88</b> | <b>81</b> | <b>73</b> | <b>86</b> | <b>2,266</b> |    |    |     |     |

\* Medic units that went enroute in district, NO mutual aid responses

| INCIDENT PRIORITY LEVEL SUMMARY |            |            |            |            |           |              |
|---------------------------------|------------|------------|------------|------------|-----------|--------------|
| RESPONSE TYPE                   | Alpha      | Bravo      | Charlie    | Delta      | Echo      | Total        |
| ALS Response                    | 234        | 256        | 382        | 633        | 39        | 1,748        |
| BLS Response                    | 275        | 39         |            | 3          | 201       | 518          |
| <b>Totals</b>                   | <b>509</b> | <b>295</b> | <b>382</b> | <b>636</b> | <b>39</b> | <b>2,266</b> |

\* Medic units that went enroute in district, NO mutual aid responses

| LEVEL OF SERVICE STATUS CHANGES BY DAY |          |          |          |          |          |          |          |          |          |          |          |           |  |  |  |  |  |  |
|----------------------------------------|----------|----------|----------|----------|----------|----------|----------|----------|----------|----------|----------|-----------|--|--|--|--|--|--|
| LEVEL OF SERVICE                       | 4        | 5        | 8        | 10       | 34       | 18       | 21       | 22       | 23       | 48       | 58       | Total     |  |  |  |  |  |  |
| Level 0                                | 1        | 1        |          |          | 2        |          | 1        | 1        | 1        | 1        | 2        | 7         |  |  |  |  |  |  |
| Level 1                                | 1        | 1        | 1        | 2        | 2        | 1        | 1        | 1        | 1        | 1        | 1        | 12        |  |  |  |  |  |  |
| <b>Totals</b>                          | <b>2</b> | <b>1</b> | <b>1</b> | <b>2</b> | <b>4</b> | <b>1</b> | <b>1</b> | <b>1</b> | <b>1</b> | <b>2</b> | <b>3</b> | <b>19</b> |  |  |  |  |  |  |

| OUT OF THE CHUTE RESPONSE AVERAGES AND STATISTICS |                     |                     |                    |                        |                      |                       |
|---------------------------------------------------|---------------------|---------------------|--------------------|------------------------|----------------------|-----------------------|
| RESPONSE TYPE                                     | ASSIGNED TO ENROUTE | ASSIGNED TO ONSCENE | ENROUTE TO ONSCENE | HOSPITAL TO IN-SERVICE | AVERAGE ONSCENE TIME | AVERAGE INCIDENT TIME |
| ALS Response                                      | 00:00:58            | 00:09:04            | 00:08:05           | 00:28:31               | 00:16:46             | 00:55:10              |
| BLS Response                                      | 00:00:58            | 00:09:42            | 00:08:43           | 00:27:21               | 00:14:59             | 00:47:34              |

\* Incidents with units that enroute in district, NO mutual aid responses



Division 11 Harris County Emerg Corps

# 911 STATISTICS REPORT FOR PERIOD 10-01-22 to 10-31-22

11/1/2022 8:50:08 AM Page 2 of 12

| AVERAGE RESPONSE TIMES BY UNIT - IN DISTRICT |                     |                     |                    |                        |                      |                       |  |  |  |
|----------------------------------------------|---------------------|---------------------|--------------------|------------------------|----------------------|-----------------------|--|--|--|
| UNIT                                         | ASSIGNED TO ENROUTE | ASSIGNED TO ONSCENE | ENROUTE TO ONSCENE | HOSPITAL TO IN-SERVICE | AVERAGE ONSCENE TIME | AVERAGE INCIDENT TIME |  |  |  |
| EMS930                                       | 00:00:54            | 00:09:36            | 00:08:41           | 00:23:38               | 00:16:06             | 00:49:00              |  |  |  |
| EMS980                                       | 00:00:52            | 00:11:27            | 00:10:36           | 00:20:42               | 00:14:05             | 00:40:14              |  |  |  |
| M91                                          | 00:00:55            | 00:08:39            | 00:07:43           | 00:25:40               | 00:15:50             | 00:53:40              |  |  |  |
| M92                                          | 00:01:01            | 00:08:20            | 00:07:18           | 00:21:39               | 00:14:04             | 00:48:22              |  |  |  |
| M920                                         | 00:00:55            | 00:08:35            | 00:07:41           | 00:31:02               | 00:17:58             | 00:58:38              |  |  |  |
| M921                                         | 00:00:59            | 00:06:51            | 00:05:52           | 01:02:15               | 00:11:56             | 01:44:42              |  |  |  |
| M93                                          | 00:00:51            | 00:07:28            | 00:06:37           | 00:30:44               | 00:17:43             | 00:58:11              |  |  |  |
| M930                                         | 00:00:50            | 00:08:20            | 00:07:30           | 00:36:25               | 00:17:58             | 01:08:23              |  |  |  |
| M931                                         | 00:00:58            | 00:06:53            | 00:05:55           | 00:28:40               | 00:19:28             | 00:53:10              |  |  |  |
| M94                                          | 00:00:57            | 00:07:05            | 00:06:07           | 00:27:53               | 00:15:03             | 00:49:09              |  |  |  |
| M940                                         | 00:01:02            | 00:07:13            | 00:06:12           | 00:25:07               | 00:16:07             | 00:49:59              |  |  |  |
| M941                                         | 00:01:00            | 00:08:33            | 00:07:32           | 00:34:00               | 00:17:58             | 01:02:46              |  |  |  |
| M95                                          | 00:00:59            | 00:08:26            | 00:07:27           | 00:31:33               | 00:16:57             | 00:55:50              |  |  |  |
| M96                                          | 00:01:00            | 00:08:49            | 00:07:48           | 00:34:47               | 00:16:58             | 01:04:36              |  |  |  |
| M97                                          | 00:01:04            | 00:07:58            | 00:06:54           | 00:29:28               | 00:16:07             | 00:53:55              |  |  |  |
| M980                                         | 00:01:07            | 00:10:06            | 00:08:58           | 00:33:57               | 00:17:22             | 01:00:15              |  |  |  |
| M99                                          | 00:01:12            | 00:15:45            | 00:14:33           | 00:00:04               | 00:26:35             | 00:56:58              |  |  |  |

HHMMSS

\* All units assigned to a response in district that went enroute

## AVERAGE ASSIGNED TO ON SCENE TIME - ALL CALLS

MM:SS

AVERAGE ASSIGNED TO ONSCENE  
00:08:33

\* Incidents with units that enroute in district

| INCIDENT RESPONSE TOTALS BY SHIFT |    |     |    |    |    |    |    |    |    |    |    |    |    |    |    |    |     |    |    |    |    |     |     |    |     |    |    |     |    |    |     |       |  |
|-----------------------------------|----|-----|----|----|----|----|----|----|----|----|----|----|----|----|----|----|-----|----|----|----|----|-----|-----|----|-----|----|----|-----|----|----|-----|-------|--|
| SHIFT                             | 01 | 02  | 03 | 04 | 05 | 06 | 07 | 08 | 09 | 10 | 11 | 12 | 13 | 14 | 15 | 16 | 17  | 18 | 19 | 20 | 21 | 22  | 23  | 24 | 25  | 26 | 27 | 28  | 29 | 30 | 31  | Total |  |
| A - Shift                         | 60 | 13  | 76 | 10 | 60 | 13 | 76 | 10 | 60 | 13 | 76 | 10 | 60 | 13 | 76 | 10 | 60  | 13 | 76 | 10 | 90 | 28  | 79  | 14 | 72  | 20 | 80 | 72  | 20 | 80 | 722 |       |  |
| B - Shift                         | 17 |     |    |    |    |    |    |    |    |    |    |    |    |    |    |    |     |    |    |    |    |     |     |    |     |    |    |     |    |    |     |       |  |
| C - Shift                         | 48 | 22  | 84 | 12 | 57 | 12 | 72 | 7  | 63 | 5  | 72 | 7  | 86 | 18 | 73 | 13 | 89  | 7  | 67 | 21 | 67 | 15  | 608 |    |     |    |    |     |    |    |     |       |  |
| D - Shift                         | 86 | 5   | 72 | 10 | 75 | 5  | 66 | 13 | 56 | 11 | 70 | 9  | 61 | 15 | 80 | 18 | 652 |    |    |    |    |     |     |    |     |    |    |     |    |    |     |       |  |
| Totals                            | 65 | 108 | 89 | 84 | 70 | 85 | 93 | 83 | 70 | 87 | 77 | 73 | 78 | 58 | 96 | 98 | 70  | 61 | 83 | 77 | 99 | 114 | 97  | 87 | 102 | 68 | 82 | 101 | 90 | 87 | 95  | 2,627 |  |

\* All units assigned to a response that went enroute



Division 11 Harris County Emerg Corps

# 911 STATISTICS REPORT FOR PERIOD 10-01-22 to 10-31-22

11/1/2022 8:50:08 AM Page 3 of 12

|        |    | INCIDENT RESPONSE TOTALS BY UNIT |    |    |    |    |    |    |    |    |    |    |    |    |    |    |    |    |    |    |    |     |    |    |     |    |    |     |    |    |    |       | * All units assigned to a response that went enroute |     |   |  |  |  |  |  |  |  |  |  |  |  |  |  |  |  |  |  |  |  |  |  |  |  |  |  |  |  |  |
|--------|----|----------------------------------|----|----|----|----|----|----|----|----|----|----|----|----|----|----|----|----|----|----|----|-----|----|----|-----|----|----|-----|----|----|----|-------|------------------------------------------------------|-----|---|--|--|--|--|--|--|--|--|--|--|--|--|--|--|--|--|--|--|--|--|--|--|--|--|--|--|--|--|
| UNIT   | 01 | 02                               | 03 | 04 | 05 | 06 | 07 | 08 | 09 | 10 | 11 | 12 | 13 | 14 | 15 | 16 | 17 | 18 | 19 | 20 | 21 | 22  | 23 | 24 | 25  | 26 | 27 | 28  | 29 | 30 | 31 | Total |                                                      |     |   |  |  |  |  |  |  |  |  |  |  |  |  |  |  |  |  |  |  |  |  |  |  |  |  |  |  |  |  |
| 9817   |    |                                  |    |    | 2  |    |    |    |    |    |    |    |    |    |    |    |    |    |    |    |    |     |    |    |     |    |    |     |    |    |    |       |                                                      | 2   |   |  |  |  |  |  |  |  |  |  |  |  |  |  |  |  |  |  |  |  |  |  |  |  |  |  |  |  |  |
| 9912   |    |                                  |    |    |    |    |    |    |    |    |    |    |    |    |    |    |    |    |    |    |    |     |    |    |     |    |    |     |    |    |    |       |                                                      |     | 1 |  |  |  |  |  |  |  |  |  |  |  |  |  |  |  |  |  |  |  |  |  |  |  |  |  |  |  |  |
| CHP1   |    |                                  |    |    |    |    |    |    |    |    | 1  |    |    |    |    |    |    |    |    |    |    |     |    |    |     |    |    |     |    |    |    |       |                                                      |     | 1 |  |  |  |  |  |  |  |  |  |  |  |  |  |  |  |  |  |  |  |  |  |  |  |  |  |  |  |  |
| D90    |    |                                  |    | 1  | 5  | 3  | 3  | 5  | 8  | 4  | 2  | 1  | 2  | 7  | 5  | 3  | 3  | 5  | 4  | 3  | 4  | 5   | 8  | 4  | 4   | 5  | 4  | 1   | 3  | 2  | 6  | 3     |                                                      | 2   |   |  |  |  |  |  |  |  |  |  |  |  |  |  |  |  |  |  |  |  |  |  |  |  |  |  |  |  |  |
| D901   | 3  | 7                                | 1  | 2  | 6  | 3  | 5  | 3  | 4  | 3  | 2  | 2  | 3  | 4  | 8  | 3  | 1  | 1  | 3  | 2  | 9  | 7   | 7  | 3  | 5   | 3  | 6  | 4   | 2  | 3  |    |       |                                                      | 116 |   |  |  |  |  |  |  |  |  |  |  |  |  |  |  |  |  |  |  |  |  |  |  |  |  |  |  |  |  |
| EMS930 | 3  | 6                                | 4  | 4  | 2  |    |    |    | 4  | 3  | 6  | 5  |    |    |    |    |    |    |    |    |    |     |    |    |     |    |    |     |    |    |    |       |                                                      | 117 |   |  |  |  |  |  |  |  |  |  |  |  |  |  |  |  |  |  |  |  |  |  |  |  |  |  |  |  |  |
| EMS980 | 3  | 8                                |    |    |    | 5  | 11 |    | 6  | 6  |    |    | 9  | 6  | 8  | 4  |    |    |    |    |    |     |    |    |     |    |    |     |    |    |    |       |                                                      | 69  |   |  |  |  |  |  |  |  |  |  |  |  |  |  |  |  |  |  |  |  |  |  |  |  |  |  |  |  |  |
| M91    | 6  | 13                               | 11 | 10 | 10 | 10 | 12 | 7  | 6  | 7  | 7  | 5  | 10 | 5  | 12 | 8  | 3  | 5  | 9  | 7  | 12 | 11  | 10 | 9  | 10  | 6  | 12 | 10  | 9  | 9  | 10 |       | 115                                                  |     |   |  |  |  |  |  |  |  |  |  |  |  |  |  |  |  |  |  |  |  |  |  |  |  |  |  |  |  |  |
| M92    | 6  | 9                                | 10 | 10 | 6  | 9  | 11 | 8  | 6  | 9  | 7  | 11 | 6  | 4  | 9  | 12 | 11 | 5  | 5  | 6  | 11 | 11  | 10 | 10 | 10  | 5  | 8  | 10  | 7  | 9  | 12 |       | 271                                                  |     |   |  |  |  |  |  |  |  |  |  |  |  |  |  |  |  |  |  |  |  |  |  |  |  |  |  |  |  |  |
| M920   | 4  | 10                               | 9  | 7  | 6  | 8  | 7  | 8  | 5  | 9  | 8  | 6  | 8  | 4  | 10 | 12 | 6  | 6  | 4  | 4  | 12 | 11  | 6  | 9  | 9   | 4  | 9  | 8   | 9  | 7  | 9  |       | 264                                                  |     |   |  |  |  |  |  |  |  |  |  |  |  |  |  |  |  |  |  |  |  |  |  |  |  |  |  |  |  |  |
| M921   |    |                                  |    |    |    |    |    |    |    |    |    | 2  |    |    |    |    |    |    |    |    |    |     |    |    |     |    |    |     |    |    |    |       |                                                      | 234 |   |  |  |  |  |  |  |  |  |  |  |  |  |  |  |  |  |  |  |  |  |  |  |  |  |  |  |  |  |
| M93    | 6  | 10                               | 7  | 9  | 6  | 5  | 13 | 5  | 5  | 6  | 6  | 6  | 4  | 6  | 12 | 5  | 7  | 7  | 5  | 10 | 12 | 10  | 7  | 8  | 5   | 8  | 5  | 8   | 9  | 10 | 8  | 11    | 234                                                  |     |   |  |  |  |  |  |  |  |  |  |  |  |  |  |  |  |  |  |  |  |  |  |  |  |  |  |  |  |  |
| M930   |    |                                  |    |    |    |    |    |    |    |    |    |    |    |    | 4  |    |    |    |    |    |    |     |    |    |     |    |    |     |    |    |    |       |                                                      | 13  |   |  |  |  |  |  |  |  |  |  |  |  |  |  |  |  |  |  |  |  |  |  |  |  |  |  |  |  |  |
| M931   |    |                                  |    |    |    |    | 4  | 1  | 5  | 3  |    |    | 4  | 4  | 1  |    |    |    |    |    |    |     |    |    |     |    |    |     |    |    |    |       |                                                      | 22  |   |  |  |  |  |  |  |  |  |  |  |  |  |  |  |  |  |  |  |  |  |  |  |  |  |  |  |  |  |
| M94    | 7  | 9                                | 6  | 8  | 7  | 6  | 8  | 7  | 10 | 7  | 5  | 8  | 4  | 4  | 10 | 6  | 9  | 5  | 8  | 9  | 9  | 11  | 8  | 7  | 13  | 6  | 6  | 8   | 11 | 9  | 8  |       | 239                                                  |     |   |  |  |  |  |  |  |  |  |  |  |  |  |  |  |  |  |  |  |  |  |  |  |  |  |  |  |  |  |
| M940   | 12 | 9                                | 8  | 3  | 7  | 7  | 4  | 7  | 5  | 8  | 6  | 5  | 4  | 4  | 8  | 6  | 6  | 7  | 7  | 11 | 7  | 8   | 12 | 6  | 10  | 6  | 6  | 8   | 9  | 11 | 9  |       | 226                                                  |     |   |  |  |  |  |  |  |  |  |  |  |  |  |  |  |  |  |  |  |  |  |  |  |  |  |  |  |  |  |
| M941   |    |                                  |    |    |    |    | 3  | 4  |    |    |    |    | 2  | 1  |    |    |    |    |    |    |    |     |    |    |     |    |    |     |    |    |    |       |                                                      | 10  |   |  |  |  |  |  |  |  |  |  |  |  |  |  |  |  |  |  |  |  |  |  |  |  |  |  |  |  |  |
| M95    | 3  | 9                                | 7  | 6  | 4  | 11 | 7  | 8  | 1  | 11 | 7  | 12 | 4  | 7  | 6  | 5  | 6  | 5  | 11 | 9  | 6  | 9   | 5  | 7  | 9   | 9  | 8  | 12  | 9  | 5  | 5  |       | 223                                                  |     |   |  |  |  |  |  |  |  |  |  |  |  |  |  |  |  |  |  |  |  |  |  |  |  |  |  |  |  |  |
| M96    | 7  | 7                                | 9  | 8  | 4  | 5  | 6  | 6  | 9  | 9  | 9  | 5  | 9  | 7  | 10 | 11 | 5  | 8  | 10 | 8  | 7  | 12  | 9  | 10 | 11  | 4  | 8  | 10  | 11 | 15 | 10 |       | 259                                                  |     |   |  |  |  |  |  |  |  |  |  |  |  |  |  |  |  |  |  |  |  |  |  |  |  |  |  |  |  |  |
| M97    | 3  | 6                                | 8  | 8  | 4  | 6  | 3  | 7  | 6  | 5  | 4  | 2  | 9  | 4  | 5  | 5  | 7  | 2  | 7  | 4  | 7  | 6   | 4  | 3  | 6   | 7  | 5  | 11  | 9  | 6  | 3  |       | 172                                                  |     |   |  |  |  |  |  |  |  |  |  |  |  |  |  |  |  |  |  |  |  |  |  |  |  |  |  |  |  |  |
| M980   |    |                                  |    |    |    |    |    |    |    |    |    |    |    |    |    |    |    |    |    |    |    |     |    |    |     |    |    |     |    |    |    |       |                                                      | 35  |   |  |  |  |  |  |  |  |  |  |  |  |  |  |  |  |  |  |  |  |  |  |  |  |  |  |  |  |  |
| M99    |    |                                  |    |    |    |    |    |    |    |    |    |    |    |    |    |    |    |    |    |    |    |     |    |    |     |    |    |     |    |    |    |       |                                                      | 1   |   |  |  |  |  |  |  |  |  |  |  |  |  |  |  |  |  |  |  |  |  |  |  |  |  |  |  |  |  |
| Totals | 65 | 108                              | 89 | 84 | 70 | 85 | 93 | 83 | 70 | 87 | 77 | 73 | 78 | 58 | 96 | 98 | 70 | 61 | 83 | 77 | 99 | 114 | 97 | 87 | 102 | 68 | 82 | 101 | 90 | 87 | 95 | 2,627 |                                                      |     |   |  |  |  |  |  |  |  |  |  |  |  |  |  |  |  |  |  |  |  |  |  |  |  |  |  |  |  |  |





Division 11 Harris County Emerg Corps

# 911 STATISTICS REPORT FOR PERIOD 10-01-22 to 10-31-22

11/1/2022 8:50:08 AM Page 4 of 12

| INCIDENT REFUSAL TOTALS BY UNIT |    |    |    |    |    |    |    |    |    |    |    |    |    |    |    |    |    |    |    |    |    |    |    |    |    |    |    |    |    |    |    |       |
|---------------------------------|----|----|----|----|----|----|----|----|----|----|----|----|----|----|----|----|----|----|----|----|----|----|----|----|----|----|----|----|----|----|----|-------|
| UNIT                            | 01 | 02 | 03 | 04 | 05 | 06 | 07 | 08 | 09 | 10 | 11 | 12 | 13 | 14 | 15 | 16 | 17 | 18 | 19 | 20 | 21 | 22 | 23 | 24 | 25 | 26 | 27 | 28 | 29 | 30 | 31 | Total |
| EMS930                          | 2  | 1  | 3  | 1  |    |    |    |    | 1  | 1  | 3  | 1  |    |    |    |    | 1  |    |    | 1  | 1  | 4  |    |    |    | 1  | 2  |    |    |    |    | 23    |
| EMS980                          | 1  |    |    |    |    |    | 5  |    | 2  | 4  |    |    | 2  | 5  | 4  | 1  |    |    | 2  | 2  | 1  | 1  |    | 1  |    | 1  | 3  | 2  |    |    | 4  |       |
| M91                             | 1  | 2  | 4  | 3  | 3  | 2  | 2  | 1  |    |    | 1  | 1  |    | 3  | 1  |    |    | 1  | 2  | 1  | 4  | 3  | 5  |    |    | 2  | 4  | 3  | 2  | 2  | 55 |       |
| M92                             | 1  | 2  | 5  |    |    |    | 3  | 1  | 2  |    | 2  | 4  | 1  | 3  | 4  | 5  | 1  |    | 1  | 3  | 4  | 3  | 1  |    | 1  | 4  | 2  | 4  | 2  | 4  | 63 |       |
| M920                            | 1  | 1  | 4  | 1  |    |    | 1  |    | 2  | 3  | 3  | 1  | 3  | 1  | 5  | 1  | 1  |    | 3  | 1  | 2  |    |    | 3  | 2  | 1  | 1  |    | 1  | 1  | 44 |       |
| M93                             | 3  | 1  | 2  | 3  | 1  | 2  | 2  | 1  | 1  | 1  | 1  | 1  | 1  |    | 1  |    |    |    | 2  | 2  | 2  | 1  |    | 2  | 1  | 1  | 3  | 1  | 2  | 37 |    |       |
| M930                            |    |    |    |    |    |    |    |    |    |    |    |    |    |    |    |    |    |    |    |    |    |    |    |    |    |    |    |    |    |    |    | 4     |
| M931                            |    |    |    |    |    |    |    |    |    |    |    |    |    |    |    |    |    |    |    |    |    |    |    |    |    |    |    |    |    |    |    | 5     |
| M94                             | 3  | 1  | 4  | 2  |    |    | 2  |    | 1  | 1  | 5  | 2  |    | 2  | 1  |    | 2  | 1  | 3  | 5  | 2  | 2  | 1  | 2  | 4  | 1  | 1  | 4  |    | 2  | 54 |       |
| M940                            | 4  | 2  | 2  | 1  | 4  |    |    | 2  | 2  |    | 2  |    | 1  | 3  |    |    |    | 3  | 2  | 3  | 3  | 1  | 2  | 1  | 2  | 3  | 1  | 3  | 4  | 1  | 55 |       |
| M941                            |    |    |    |    |    |    |    |    |    |    |    |    |    |    |    |    |    |    |    |    |    |    |    |    |    |    |    |    |    |    |    | 2     |
| M95                             | 2  | 1  |    | 1  |    |    |    | 3  |    | 2  | 2  | 3  | 2  |    | 2  | 1  | 1  | 1  | 2  | 3  | 1  | 2  | 2  |    | 2  | 3  | 5  | 1  | 2  | 1  | 46 |       |
| M96                             | 1  | 1  |    | 1  |    |    | 1  | 1  | 2  | 3  | 1  | 2  | 3  | 2  | 3  |    |    | 1  | 1  | 1  |    | 1  | 3  | 4  |    | 1  |    | 1  | 6  |    | 40 |       |
| M97                             | 1  |    | 3  | 1  | 2  | 2  | 1  | 2  | 3  |    | 1  | 1  | 2  | 1  |    | 1  |    |    | 3  |    | 1  | 2  |    | 2  | 1  | 1  | 1  | 3  | 5  |    | 37 |       |
| M980                            |    |    |    |    |    |    |    |    |    |    |    |    |    |    |    |    |    |    |    |    |    |    |    |    |    |    |    |    |    |    |    | 7     |
| Totals                          | 13 | 15 | 21 | 23 | 14 | 11 | 16 | 13 | 15 | 17 | 15 | 18 | 20 | 13 | 26 | 11 | 12 | 9  | 16 | 14 | 24 | 17 | 22 | 9  | 15 | 15 | 20 | 19 | 24 | 13 | 21 | 511   |

| INCIDENT REFUSAL REASON BY SHIFT |            |           |            |            |            |
|----------------------------------|------------|-----------|------------|------------|------------|
| REFUSAL REASON                   | A - Shift  | B - Shift | C - Shift  | D - Shift  | Total      |
| Refusal AMA                      | 141        | 88        | 118        | 127        | 474        |
| Refusal Parental                 | 14         | 7         | 9          | 7          | 37         |
| <b>Total</b>                     | <b>155</b> | <b>95</b> | <b>127</b> | <b>134</b> | <b>511</b> |







Division 11 Harris County Emerg Corps

# 911 STATISTICS REPORT FOR PERIOD 10-01-22 to 10-31-22

11/1/2022 8:50:08 AM Page 7 of 12

| NATURE                         | EMS930    | EMS980     | M91        | M92        | M920       | M921     | M93        | M930      | M931      | M94        | M940       | M941     | M95        | M96        | M97        | M980      | M99      | Total        |
|--------------------------------|-----------|------------|------------|------------|------------|----------|------------|-----------|-----------|------------|------------|----------|------------|------------|------------|-----------|----------|--------------|
| TRANS/INTERFAC/PALLIATIVE CARE |           |            | 1          |            |            |          |            |           |           |            |            |          |            |            |            |           |          | 1            |
| TRAUMATIC INJURIES (SPECIFIC)  |           |            | 1          | 1          |            |          |            |           |           |            | 1          |          |            |            | 1          |           |          | 4            |
| UNCONSCIOUS PARTY              | 1         |            | 1          | 1          | 1          |          | 1          | 1         | 1         | 1          | 1          | 1        | 1          | 1          | 1          | 1         |          | 165          |
| UNKNOWN PROBLEM                |           |            | 1          | 1          | 1          |          | 1          | 1         | 1         | 1          | 1          |          | 1          | 1          | 1          |           |          | 65           |
| VEHICLE FIRE                   |           |            |            | 1          |            |          |            |           |           |            |            |          |            |            |            |           |          | 1            |
| VEHICLE FIRE W/EXPOSURES       |           |            |            | 1          |            |          |            |           |           |            |            |          |            |            |            |           |          | 1            |
| <b>Totals</b>                  | <b>62</b> | <b>103</b> | <b>256</b> | <b>254</b> | <b>226</b> | <b>2</b> | <b>219</b> | <b>12</b> | <b>19</b> | <b>225</b> | <b>213</b> | <b>9</b> | <b>213</b> | <b>252</b> | <b>164</b> | <b>34</b> | <b>1</b> | <b>2,264</b> |



Division 11 Harris County Emerg Corps

# 911 STATISTICS REPORT FOR PERIOD 10-01-22 to 10-31-22

11/1/2022 8:50:08 AM Page 8 of 12

| PATIENT TRANSPORTS BY UNIT |    |    |    |    |    |    |    |    |    |    |    |    |    |    |    |    |    |    |    |    |    |    |    |    |    |    |    |    |    |    |     |       |    |
|----------------------------|----|----|----|----|----|----|----|----|----|----|----|----|----|----|----|----|----|----|----|----|----|----|----|----|----|----|----|----|----|----|-----|-------|----|
| UNIT                       | 01 | 02 | 03 | 04 | 05 | 06 | 07 | 08 | 09 | 10 | 11 | 12 | 13 | 14 | 15 | 16 | 17 | 18 | 19 | 20 | 21 | 22 | 23 | 24 | 25 | 26 | 27 | 28 | 29 | 30 | 31  | Total |    |
| EMS930                     | 2  | 4  | 1  | 1  | 1  |    |    |    | 1  | 2  | 1  | 4  |    |    |    | 0  | 1  | 3  | 3  | 3  | 0  | 3  | 3  | 0  | 3  | 0  |    |    |    |    |     |       | 33 |
| EMS980                     | 3  | 2  |    |    | 5  | 2  |    |    | 2  | 2  |    |    | 1  | 1  | 0  | 3  |    | 1  | 2  | 2  | 4  |    |    | 3  | 4  | 1  | 3  | 2  |    |    |     | 43    |    |
| M91                        | 3  | 4  | 6  | 4  | 4  | 6  | 4  | 4  | 5  | 5  | 5  | 3  | 8  | 3  | 4  | 5  | 3  | 4  | 6  | 4  | 6  | 6  | 2  | 5  | 6  | 3  | 7  | 5  | 5  | 7  | 8   | 149   |    |
| M92                        | 3  | 4  | 6  | 4  | 6  | 8  | 5  | 5  | 5  | 6  | 5  | 6  | 2  | 2  | 5  | 5  | 6  | 3  | 4  | 4  | 6  | 5  | 6  | 6  | 8  | 5  | 2  | 5  | 3  | 6  | 4   | 150   |    |
| M920                       | 3  | 5  | 5  | 5  | 5  | 6  | 6  | 5  | 2  | 5  | 1  | 5  | 5  | 1  | 4  | 6  | 4  | 3  | 3  | 4  | 4  | 7  | 3  | 7  | 4  | 2  | 6  | 6  | 6  | 7  | 141 |       |    |
| M921                       |    |    |    |    |    |    |    |    |    |    |    | 2  |    |    |    |    |    |    |    |    |    |    |    |    |    |    |    |    |    |    |     | 2     |    |
| M93                        | 3  | 7  | 4  | 5  | 3  | 3  | 6  | 3  | 3  | 5  | 5  | 3  | 5  | 4  | 3  | 10 | 4  | 5  | 5  | 4  | 8  | 8  | 5  | 4  | 6  | 3  | 6  | 6  | 7  | 5  | 8   | 156   |    |
| M930                       |    |    |    |    |    |    |    |    |    |    |    |    |    |    | 4  |    |    |    |    |    |    |    |    |    |    |    |    |    |    |    |     | 10    |    |
| M931                       |    |    |    |    | 2  | 0  | 2  | 1  |    |    |    |    | 3  | 3  | 1  |    |    |    |    |    |    |    |    |    |    |    |    |    |    |    |     | 12    |    |
| M94                        | 5  | 4  | 4  | 2  | 4  | 4  | 2  | 5  | 6  | 5  | 4  | 3  | 1  | 3  | 5  | 4  | 6  | 2  | 3  | 4  | 5  | 7  | 7  | 3  | 6  | 4  | 3  | 7  | 6  | 8  | 5   | 137   |    |
| M940                       | 4  | 4  | 2  | 2  | 2  | 7  | 4  | 3  | 3  | 7  | 2  | 5  | 4  | 3  | 4  | 5  | 6  | 1  | 3  | 4  | 3  | 5  | 5  | 4  | 6  | 2  | 4  | 4  | 5  | 7  | 5   | 125   |    |
| M941                       |    |    |    |    | 1  |    |    | 3  |    |    |    | 2  | 0  |    |    |    |    |    |    |    |    |    |    |    |    |    |    |    |    |    |     | 6     |    |
| M95                        | 0  | 6  | 4  | 5  | 4  | 9  | 5  | 4  | 0  | 5  | 6  | 5  | 2  | 4  | 4  | 3  | 4  | 4  | 6  | 6  | 4  | 5  | 2  | 5  | 6  | 5  | 2  | 8  | 3  | 3  | 6   | 135   |    |
| M96                        | 6  | 5  | 7  | 8  | 3  | 4  | 5  | 3  | 5  | 6  | 7  | 3  | 5  | 4  | 4  | 6  | 5  | 6  | 6  | 8  | 4  | 8  | 4  | 5  | 8  | 3  | 9  | 8  | 10 | 6  | 9   | 180   |    |
| M97                        | 1  | 6  | 4  | 6  | 1  | 4  | 1  | 4  | 1  | 5  | 3  | 1  | 4  | 3  | 5  | 4  | 6  | 1  | 4  | 3  | 3  | 4  | 2  | 3  | 6  | 4  | 4  | 4  | 4  | 5  | 3   | 109   |    |
| M980                       |    |    |    |    |    |    |    |    |    |    | 4  | 3  |    |    |    |    | 2  | 4  |    |    |    |    | 3  |    |    |    |    |    |    |    |     |       | 21 |
| M99                        |    |    |    |    |    |    |    |    |    |    |    |    |    |    |    |    |    |    |    |    |    |    |    |    |    |    |    |    |    |    |     |       | 1  |
| Totals                     | 33 | 51 | 45 | 42 | 36 | 57 | 42 | 41 | 33 | 53 | 43 | 41 | 42 | 33 | 39 | 55 | 46 | 34 | 44 | 46 | 48 | 59 | 42 | 45 | 63 | 33 | 47 | 56 | 49 | 53 | 59  | 1,410 |    |



Division 11 Harris County Emerg Corps

# 911 STATISTICS REPORT FOR PERIOD 10-01-22 to 10-31-22

11/1/2022 8:50:08 AM Page 9 of 12

| TRANSPORT DESTINATION                              |           | M91       | M92        | M920       | M921       | M93      | M930       | M931      | M94       | M940       | M941     | M95        | M96        | M97        | M980      | M99      | Total        |
|----------------------------------------------------|-----------|-----------|------------|------------|------------|----------|------------|-----------|-----------|------------|----------|------------|------------|------------|-----------|----------|--------------|
| BEN TAUB HOSPITAL                                  |           |           |            | 2          |            |          |            |           | 3         | 1          |          | 2          | 1          |            |           |          | 9            |
| CHI ST LUKE'S VINTAGE                              | 5         | 13        | 1          | 3          |            | 23       |            | 3         |           |            |          | 1          | 32         | 2          |           |          | 84           |
| CHI ST LUKE'S WOODLANDS                            |           | 1         |            | 1          |            |          |            |           | 1         |            |          | 1          |            |            |           |          | 4            |
| CHI ST. LUKE'S HEALTH                              |           |           | 1          |            |            |          |            |           |           |            |          |            |            |            |           |          | 1            |
| CYPRESS CREEK HOSPITAL                             | 2         |           |            |            |            |          |            |           |           | 1          |          |            |            |            |           |          | 4            |
| HCA ER 247 WILLOWBROOK                             | 3         |           |            |            |            |          | 1          |           |           |            |          |            | 1          |            |           |          | 4            |
| HCA HOUSTON ER 247                                 |           | 1         |            |            |            | 1        |            |           |           |            |          |            |            |            |           |          | 2            |
| HCA HOUSTON HEALTHCARE NORTHWEST                   | 8         | 47        | 17         | 20         |            | 22       | 2          | 4         | 2         | 6          |          | 80         | 32         | 1          | 6         | 1        | 256          |
| HCA KINGWOOD MEDICAL CENTER                        |           |           |            |            |            |          |            |           | 3         | 2          | 1        |            |            | 3          |           |          | 15           |
| HEALTH ONE EMERGENCY CARE - KINGWOOD               |           | 2         | 1          | 3          |            |          |            |           |           |            |          |            |            | 1          |           |          | 1            |
| HOUSTON METHODIST EMERGENCY CARE CENTER SPRING     |           |           |            |            |            |          |            |           |           |            |          | 1          |            |            |           |          | 1            |
| HOUSTON METHODIST THE WOODLANDS                    |           |           |            |            |            |          |            |           |           |            |          | 2          |            |            |           |          | 2            |
| KINGWOOD EMERGENCY CENTER                          | 2         |           |            |            |            |          |            |           | 4         | 6          |          |            | 1          | 24         |           |          | 37           |
| KINGWOOD MEDICAL CENTER                            | 3         | 6         | 36         | 22         |            |          |            |           | 27        | 19         | 2        | 3          |            | 16         | 1         |          | 135          |
| LYNDON B JOHNSON GENERAL HOSPITAL                  | 8         | 5         | 22         | 21         |            | 1        |            | 2         | 8         | 9          | 1        | 2          | 10         | 1          | 2         |          | 90           |
| MAINLAND MEDICAL CENTER                            |           |           |            |            |            |          |            |           | 1         |            |          |            |            |            |           |          | 1            |
| MD ANDERSON CANCER CENTER                          |           |           |            |            |            |          |            |           |           | 1          |          |            |            |            |           |          | 1            |
| MEMORIAL HERMANN 24-HR EMERGENCY CARE              |           | 2         |            |            |            |          |            |           | 1         |            |          |            |            |            |           |          | 3            |
| MEMORIAL HERMANN GREATER HEIGHTS                   |           | 3         |            |            |            | 1        |            |           | 1         | 1          |          | 3          | 3          |            | 1         |          | 13           |
| MEMORIAL HERMANN HOSPITAL                          |           | 7         | 1          | 1          |            | 1        | 1          | 2         | 2         | 2          |          | 1          | 4          | 4          | 1         |          | 27           |
| MEMORIAL HERMANN NORTHEAST                         |           |           |            |            |            |          |            |           | 70        | 65         | 2        | 6          |            | 51         | 3         |          | 343          |
| MEMORIAL HERMANN NORTHWEST                         | 2         | 15        | 9          | 57         | 62         | 1        |            |           |           |            |          |            |            |            |           |          | 3            |
| MEMORIAL HERMANN SUMMER CREEK EMERGENCY DEPARTMENT |           |           |            | 3          |            |          |            |           |           |            |          |            |            |            |           |          | 3            |
| MEMORIAL HERMANN WOODLANDS                         | 1         | 14        |            |            |            | 1        | 2          |           | 4         | 1          |          | 6          |            | 5          |           |          | 10           |
| METHODIST HOSPITAL                                 |           | 1         |            |            |            |          |            |           |           | 1          |          |            |            |            | 1         |          | 26           |
| METHODIST WILLOWBROOK                              | 12        | 1         | 23         | 6          | 3          | 94       | 4          | 3         | 4         | 3          |          | 9          | 87         | 1          | 4         |          | 254          |
| METHODIST WOODLANDS HOSPITAL                       |           | 6         | 1          | 1          | 1          |          |            |           | 1         | 2          |          | 3          | 1          |            |           |          | 16           |
| NORTHWEST HEART CENTER                             |           |           |            |            |            |          |            |           |           |            |          |            |            |            |           |          | 1            |
| ST JOSEPH'S HOSPITAL                               |           |           |            |            |            |          |            |           |           |            |          |            |            |            |           |          | 1            |
| TEXAS CHILDRENS HOSPITAL                           |           | 2         | 3          | 1          |            |          |            |           | 3         | 1          |          |            | 2          |            |           |          | 15           |
| TEXAS CHILDRENS THE WOODLANDS CAMPUS               | 1         | 7         | 1          | 1          |            | 8        |            |           | 3         | 3          |          | 14         | 4          |            | 2         |          | 41           |
| TEXAS CHILDRENS WOMEN'S PAVILION                   |           |           |            |            |            |          |            |           | 1         |            |          |            |            |            |           |          | 1            |
| TOMBALL REGIONAL HOSPITAL                          |           |           |            |            |            |          |            |           |           |            |          |            |            |            |           |          | 3            |
| VETERANS AFFAIRS MEDICAL CENTER                    |           | 1         |            |            |            | 2        |            |           | 1         | 1          |          | 1          | 1          |            |           |          | 4            |
| <b>Totals</b>                                      | <b>33</b> | <b>43</b> | <b>149</b> | <b>150</b> | <b>141</b> | <b>2</b> | <b>156</b> | <b>10</b> | <b>12</b> | <b>137</b> | <b>6</b> | <b>135</b> | <b>180</b> | <b>109</b> | <b>21</b> | <b>1</b> | <b>1,410</b> |



Division 11 Harris County Emerg Corps

911 STATISTICS REPORT FOR PERIOD 10-01-22 to 10-31-22  
11/1/2022 8:50:08 AM Page 10 of 12

DHH:MM:SS \* All units assigned to a response that went enroute in district, NO mutual aid responses

| Location Name                                      | AVERAGE HOSPITAL TO IN-SERVICE TIME |                  |                  | Total Time At Hospital |
|----------------------------------------------------|-------------------------------------|------------------|------------------|------------------------|
|                                                    | Transports                          | Average Duration | Longest Duration |                        |
| BEN TAUB HOSPITAL                                  | 9                                   | 0:00:38:48       | 0:00:54:32       | 0:05:49:16             |
| CHI ST LUKE'S VINTAGE                              | 84                                  | 0:00:35:40       | 0:01:43:49       | 2:01:56:48             |
| CHI ST LUKE'S WOODLANDS                            | 4                                   | 0:00:33:46       | 0:00:50:58       | 0:02:15:04             |
| CHI ST. LUKE'S HEALTH                              | 1                                   | 0:00:47:37       | 0:00:47:37       | 0:00:47:37             |
| CYPRESS CREEK HOSPITAL                             | 4                                   | 0:00:11:34       | 0:00:21:32       | 0:00:46:19             |
| HCA ER 247 WILLOWBROOK                             | 4                                   | 0:00:08:10       | 0:00:12:49       | 0:00:32:42             |
| HCA HOUSTON ER 247                                 | 2                                   | 0:00:19:36       | 0:00:23:20       | 0:00:39:12             |
| HCA HOUSTON HEALTHCARE NORTHWEST                   | 256                                 | 0:00:33:33       | 0:01:35:24       | 5:22:38:24             |
| HCA KINGWOOD MEDICAL CENTER                        | 15                                  | 0:00:36:56       | 0:00:59:04       | 0:09:14:11             |
| HEALTH ONE EMERGENCY CARE -KINGWOOD                | 1                                   | 0:00:26:14       | 0:00:26:14       | 0:00:26:14             |
| HOUSTON METHODIST EMERGENCY CARE CENTER SPRING     | 1                                   | 0:00:21:40       | 0:00:21:40       | 0:00:21:40             |
| HOUSTON METHODIST THE WOODLANDS                    | 2                                   | 0:00:47:49       | 0:01:00:03       | 0:01:35:38             |
| KINGWOOD EMERGENCY CENTER                          | 37                                  | 0:00:28:17       | 0:01:35:57       | 0:17:26:45             |
| KINGWOOD MEDICAL CENTER                            | 135                                 | 0:00:33:15       | 0:01:17:50       | 3:02:48:59             |
| LYNDON B JOHNSON GENERAL HOSPITAL                  | 90                                  | 0:00:29:09       | 0:01:12:03       | 1:19:43:50             |
| MAINLAND MEDICAL CENTER                            | 1                                   | 0:00:27:21       | 0:00:27:21       | 0:00:27:21             |
| MD ANDERSON CANCER CENTER                          | 1                                   | 0:00:35:24       | 0:00:35:24       | 0:00:35:24             |
| MEMORIAL HERMANN 24-HR EMERGENCY CARE              | 3                                   | 0:00:28:07       | 0:00:32:19       | 0:01:24:23             |
| MEMORIAL HERMANN GREATER HEIGHTS                   | 16                                  | 0:00:54:43       | 0:02:06:55       | 0:14:35:32             |
| MEMORIAL HERMANN HOSPITAL                          | 27                                  | 0:00:37:22       | 0:01:29:42       | 0:16:48:57             |
| MEMORIAL HERMANN NORTHEAST                         | 343                                 | 0:00:34:57       | 0:03:00:10       | 8:07:51:01             |
| MEMORIAL HERMANN SUMMER CREEK EMERGENCY DEPARTMENT | 10                                  | 0:00:36:40       | 0:02:44:53       | 0:06:06:48             |
| MEMORIAL HERMANN WOODLANDS                         | 26                                  | 0:00:30:55       | 0:01:21:26       | 0:13:24:08             |
| METHODIST HOSPITAL                                 | 2                                   | 0:00:52:51       | 0:01:11:54       | 0:01:45:43             |
| METHODIST WILLOWBROOK                              | 254                                 | 0:00:38:27       | 0:01:52:44       | 6:18:48:29             |
| METHODIST WOODLANDS HOSPITAL                       | 16                                  | 0:00:36:08       | 0:01:09:30       | 0:09:38:13             |
| NORTHWEST HEART CENTER                             | 1                                   | 0:00:00:05       | 0:00:00:05       | 0:00:00:05             |
| ST JOSEPH'S HOSPITAL                               | 1                                   | 0:00:48:40       | 0:00:48:40       | 0:00:48:40             |
| TEXAS CHILDRENS HOSPITAL                           | 15                                  | 0:00:32:41       | 0:00:51:44       | 0:08:10:26             |
| TEXAS CHILDRENS THE WOODLANDS CAMPUS               | 41                                  | 0:00:26:50       | 0:00:49:32       | 0:18:20:13             |
| TEXAS CHILDREN'S WOMEN'S PAVILION                  | 1                                   | 0:00:14:02       | 0:00:14:02       | 0:00:14:02             |
| TOMBALL REGIONAL HOSPITAL                          | 3                                   | 0:00:37:47       | 0:00:49:49       | 0:01:53:23             |
| VETERANS AFFAIRS MEDICAL CENTER                    | 4                                   | 0:00:28:40       | 0:00:39:36       | 0:01:54:43             |
| <b>Totals</b>                                      | <b>1,410</b>                        |                  |                  |                        |



Division 11 Harris County Emerg Corps

# 911 STATISTICS REPORT FOR PERIOD 10-01-22 to 10-31-22

11/1/2022 8:50:08 AM Page 11 of 12

| NO TRANSPORT DISPOSITION       |  | M91       | M92       | M920       | M93        | M930      | M931      | M94        | M940       | M941     | M95       | M96       | M97       | M980      | Total        |
|--------------------------------|--|-----------|-----------|------------|------------|-----------|-----------|------------|------------|----------|-----------|-----------|-----------|-----------|--------------|
| Accidental Activation          |  | 2         |           |            | 1          |           |           | 2          |            |          |           | 1         | 1         |           | 7            |
| Call Cancelled                 |  |           | 1         |            |            |           |           |            | 1          |          | 1         | 1         | 2         |           | 9            |
| Call Cancelled,Call Referred   |  | 1         |           |            |            |           |           |            |            |          |           |           |           |           | 1            |
| Call Complete                  |  | 2         | 2         | 2          | 2          |           | 4         | 4          | 1          | 1        | 1         | 5         |           |           | 31           |
| Call Out of Territory          |  | 1         |           |            |            |           |           |            |            |          |           |           |           |           | 1            |
| Call Reassigned                |  | 2         | 8         | 6          | 9          |           | 1         | 4          | 11         |          | 5         | 7         | 3         | 1         | 72           |
| Call Referred                  |  | 1         | 3         | 11         | 10         | 3         | 1         | 8          | 7          | 1        | 9         | 4         | 5         |           | 75           |
| Call Unfounded                 |  | 1         | 2         | 1          | 4          | 1         |           | 1          | 2          |          | 3         | 3         |           | 1         | 20           |
| Call Unfounded,No Patient Cont |  |           |           |            |            |           |           | 1          |            |          |           |           |           |           | 1            |
| Death on Scene                 |  | 1         | 3         | 1          | 2          |           |           | 1          |            |          | 3         | 1         | 1         |           | 14           |
| Disregard                      |  | 1         | 5         | 11         | 12         | 11        | 3         | 9          | 8          | 6        | 10        | 10        |           |           | 104          |
| Disregard by Alarm Co          |  |           |           |            | 1          |           |           | 2          |            |          |           |           |           |           | 3            |
| Fire - Call Complete           |  |           |           | 2          | 1          |           |           |            | 1          |          |           | 1         |           |           | 5            |
| No Medical                     |  | 1         | 4         | 2          |            |           |           | 1          |            |          | 1         |           |           |           | 10           |
| No Patient Contact             |  | 2         | 7         | 5          | 3          | 2         | 4         | 2          | 2          | 5        | 1         | 1         |           |           | 32           |
| Patient Gone on Arrival        |  |           |           |            |            |           |           |            |            |          |           |           |           |           | 2            |
| Public Assst Only              |  | 5         |           |            | 2          |           |           |            |            |          | 1         |           |           |           | 10           |
| Refusal AMA                    |  | 22        | 39        | 48         | 54         | 40        | 4         | 48         | 53         | 1        | 45        | 39        | 31        | 7         | 470          |
| Refusal Parental               |  | 1         | 7         | 8          | 3          | 2         | 1         | 5          | 2          | 1        | 1         | 1         | 6         |           | 37           |
| Standby / Special Assignment   |  |           |           |            |            |           |           |            |            |          |           |           |           |           | 1            |
| Unspecified                    |  | 6         | 4         | 11         | 14         | 9         | 7         | 15         | 13         | 9        | 9         | 6         | 4         | 1         | 100          |
| <b>Totals</b>                  |  | <b>36</b> | <b>73</b> | <b>128</b> | <b>117</b> | <b>97</b> | <b>80</b> | <b>105</b> | <b>101</b> | <b>4</b> | <b>89</b> | <b>82</b> | <b>64</b> | <b>14</b> | <b>1,005</b> |





# 911 STATISTICS REPORT FOR PERIOD 10-01-22 to 10-31-22

## MUTUAL AID PROVIDED BY YOUR DISTRICT

| Incident ID | Date       | Time     | Shift | Unit | Problem                | Provided To       | Map       | Call Disposition      |
|-------------|------------|----------|-------|------|------------------------|-------------------|-----------|-----------------------|
| 22-10-49110 | 10/01/2022 | 18:54:48 | C     | M97  | 10C03 CARDIAC          | Atascocita FD     | 377K      | CALL COMPLETE         |
| 22-10-49142 | 10/01/2022 | 23:08:32 | C     | M91  | RESPIRATORY            | HC-Agency Unknown | 369Z      | CALL OUT OF TERRITORY |
| 22-10-49311 | 10/02/2022 | 17:27:30 | D     | M97  | RESPIRATORY            | Atascocita FD     | 376M      | REFUSAL AMA           |
| 22-10-49683 | 10/04/2022 | 15:13:31 | D     | M940 | FALLS                  | Atascocita FD     | 336J      | CALL COMPLETE         |
| 22-10-50557 | 10/09/2022 | 11:50:48 | C     | M97  | 26A02 MEDICAL CALL     | Atascocita FD     | 377J      | CALL COMPLETE         |
| 22-10-50736 | 10/10/2022 | 12:20:44 | D     | M97  | CONVULSIONS/SEIZURES   | HC-Agency Unknown | 335V      | CALL COMPLETE         |
| 22-10-51810 | 10/15/2022 | 22:01:17 | A     | M940 | FALLS                  | HC-Agency Unknown | 375L      | CALL COMPLETE         |
| 22-10-51890 | 10/16/2022 | 11:33:04 | B     | M97  | 26C01 MEDICAL CALL     | Atascocita FD     | 337S      | REFUSAL AMA           |
| 22-10-52650 | 10/20/2022 | 16:21:32 | D     | M94  | INJURED PARTY          | HC-Agency Unknown | NOT FOUND | REFUSAL PARENTAL      |
| 22-10-53132 | 10/22/2022 | 23:09:40 | B     | M94  | UNKNOWN PROBLEM        | HC-Agency Unknown | 375B      | CALL CANCELLED        |
| 22-10-54497 | 10/29/2022 | 19:08:44 | A     | M97  | 31A3 UNCONSCIOUS PARTY | Atascocita FD     | 376M      | REFUSAL AMA           |

Total Mutual Aid Responses Provided By Your District: 11