



Harris County Emergency Services District 1  
2800 Aldine Bender Road  
Houston, Texas 77032

**REGULAR BOARD MEETING  
October 25, 2022  
ROLL CALL OF COMMISSIONERS APPROVED**

Document approved by Harris County ESD-1  
Board of Commissioners  
By a Majority Vote

on 10-25-22 (Date)

*Shirley Reed*  
President of ESD-1  
*Shirley Reed*  
Secretary of ESD-1

CATHY SUNDAY, PRESIDENT

SHIRLEY REED, VICE PRESIDENT

FRED SCIBUOLA, TREASURER

VIRGINIA BAZAN, SECRETARY

PETE SERNA, ASSISTANT TREASURER

*PHONE*  CARYN PAPANTONAKIS, LEGAL COUNSEL TO BOARD

*PHONE*  MELISSA MORTON, CPA TO THE BOARD

~~~~~

JEREMY HYDE, HCEC PRESIDENT

HEATH WHITE, HCEC VP OF OPERATIONS

KEIR VERNON, HCEC VP OF ADMINISTRATION

MARK SMITH, HCEC GENERAL COUNSEL



Harris County Emergency Services District 1  
 2800 Aldine Bender Road  
 Houston, Texas 77032

**REGULAR BOARD OF COMMISSIONERS MEETING**  
**October 25, 2022**  
**SIGN-IN SHEET**

|                      |                      |
|----------------------|----------------------|
| PAUL KULLMAN         | AG/CM (713) 594-0875 |
| DHINAKEER THANGAVELU | AG/CM (281) 793-8350 |
|                      |                      |
|                      |                      |
|                      |                      |
|                      |                      |
|                      |                      |
|                      |                      |
|                      |                      |
|                      |                      |
|                      |                      |
|                      |                      |
|                      |                      |
|                      |                      |
|                      |                      |
|                      |                      |
|                      |                      |
|                      |                      |
|                      |                      |



HARRIS COUNTY EMERGENCY SERVICES DISTRICT #1

BOARD OF COMMISSIONERS  
REGULAR MEETING

Meeting Date: Tuesday, October 25, 2022  
Meeting Time: 10:00 a.m.  
Posting Date: Thursday, October 20, 2022

Location: 2800 Aldine Bender Road  
Houston, Texas 77032

AGENDA

APPROVED

Motion approved by Harris County ESD-1  
Board of Commissioners  
By a Majority Vote


on 10-25-22 (Date)

*Shirley Reed*  
President of ESD-1  
*[Signature]*  
Secretary of ESD-1

1. Call to order
2. Moment of Silence and Pledge of Allegiance
3. Roll Call of Commissioners
4. Adoption of agenda
5. Open Forum\*
6. Open Comments from the Board of Commissioners
7. Review and possibly approve all Meeting Minutes
8. Report from Building Committee
9. Possible action on Building Committee report
10. Discuss and possibly approve the Morton Accounting Services' monthly report and authorize payment of bills
11. Possible action on The Morton Accounting Services' monthly report
12. Discuss and possibly approve purchase of ambulance chassis
13. Discuss and possibly approve surplus auction
14. Harris County Emergency Corps Report (JH)
15. Possible action on Harris County Emergency Corps Report
16. Adjourn to closed session
  - a. Meeting closed for the purposes to deliberate the appointment, employment, evaluation, reassignment, duties, discipline, or dismissal of a public employee, up to and including Commissioners, Executive Director, Director(s) and potential appointees to the Board of Commissioners - Tex. Gov't Code § 551.074(a) (1).
  - b. Confer with attorney re: pending or threatened litigation - Tex. Gov't Code § 551.071(1) (A).
  - c. Receive advice from attorney regarding legal issues - Tex. Gov't Code § 551.071(2).
  - d. Discussion regarding the purchase, exchange, lease, or value of real property - Tex. Gov't Code § 551.072.
17. Possible action on closed session
18. Announce next Board meeting
19. Adjourn

HARRIS COUNTY EMERGENCY SERVICES  
DISTRICT #1

*[Signature]*  
Caryn Papantonakis  
Attorney for the District



SEAL

\*Persons wishing to speak before the board may speak one time only and will be limited to 5 minutes per speaker



**HARRIS COUNTY EMERGENCY SERVICES DISTRICT #1  
BOARD OF COMMISSIONERS  
SPECIAL MEETING  
MINUTES – September 27, 2022**

1. **Call to Order:** Cathy Sunday called the meeting to order at 9:30 am.
2. **Moment of Silence and Pledge of Allegiance:** Cathy Sunday called for a moment of silence followed by the Pledge of Allegiance.
3. **Roll Call of Commissioners:** Present at call to order were HCESD-1 Commissioners: President Cathy Sunday, Treasurer Fred Scibuola, Asst. Treasurer Pete Serna, and Secretary Virginia Bazan. Also present were Harris County Emergency Corps (HCEC) personnel: President Jeremy Hyde, VP of Operations Heath White, VP of Administration Keir Vernon, and Executive Administrative Asst. Michelle Sterling along with Legal Counsel Mark Smith. Vice President Shirley Reed was not present.
4. **Adoption of Agenda:** Fred Scibuola made a motion to adopt the agenda as presented. Motion carried.
5. **Open Forum:** None.
6. **Public hearing on proposed tax increase:** The proposed tax rate is \$0.091200. There were no public present at hearing and therefore no public comments.
7. **Adjourn to closed session:** None.
8. **Possible action on closed session:** None.
9. **Adjourn:** Fred Scibuola made a motion to adjourn. Motion carried. Meeting adjourned at 9:45 am.

**APPROVED**  
Document approved by Harris County ESD-1  
Board of Commissioners  
By a Majority Vote  
on 10-25-22 (Date)  
*Shirley Reed* President of ESD-1  
*Fred Scibuola* Secretary of ESD-1



APPROVED

Document approved by Harris County ESD-1  
Board of Commissioners  
By a Majority Vote

Harris County Emergency Services District 1  
2800 Aldine Bender Road  
Houston, Texas 77032  
Page 1 of 2

on 10-25-22 (Date)  
*Shirley Reed* President of ESD-1  
*Virginia Bazan* Secretary of ESD-1

**HARRIS COUNTY EMERGENCY SERVICES DISTRICT #1  
BOARD OF COMMISSIONERS  
REGULAR MEETING  
MINUTES – September 27, 2022**

1. **Call to Order:** Cathy Sunday called the meeting to order at 10:00 am.
2. **Moment of Silence and Pledge of Allegiance:** Cathy Sunday called for a moment of silence and followed with the Pledge of Allegiance at 10:01 am.
3. **Roll Call of Commissioners:** Present at call to order were HCESD-1 Commissioners: President Cathy Sunday, Treasurer Fred Scibuola, Asst. Treasurer Pete Serna, Secretary Virginia Bazan, and Melissa Morton with The Morton Accounting Services. Also present were Harris County Emergency Corps (HCEC) personnel: President Jeremy Hyde, VP of Operations Heath White, VP of Administration Keir Vernon, and Executive Administrative Asst. Michelle Sterling along with Legal Counsel Mark Smith. Guests present were Paul Kullman with AG/CM. Vice President Shirley Reed was not present with an excused absence.
4. **Adoption of Agenda:** Pete Serna made a motion to adopt the agenda as presented. Motion carried.
5. **Open Forum:** None.
6. **Open Comments from the Board of Commissioners:** Cathy Sunday hosted a tour of HCEC headquarters for First Residential property management and they were impressed with the building and would like to attend the annual meeting. They spoke about increasing security and lighting. Pete Serna stated that TX Class is up to 3%.
7. **Review and possibly approve all Meeting Minutes:** Motion to approve all meeting minutes as corrected was made by Fred Scibuola. Motion carried.
8. **Report from Building Committee:** Mr. Jeremy Hyde stated that the current report is included in the Board packet for review. Mr. Fred Scibuola was able to secure a line item on the agenda for the MUD district meeting on October 20, 2022. Mark Smith stated that he spoke with Regina Adams about why the cost was so high and she stated that they will need to run pipes to the property and the fees are average for that service.
9. **Possible action on Building Committee report:** None.
10. **Discuss and possibly approve The Morton Accounting Services' monthly report and authorize payment of bills:** At the beginning of August, the Harris County Emergency Services District No 1 (HCESD No 1) beginning Operating Fund Balance was \$19,170,272. During the month, HCESD No 1 received \$216,966 in revenue – the majority of which came from the county tax receipts. HCESD No 1 processed \$1,821,756 in disbursements during the month. 97% of this balance are payments to HCEC for monthly services (\$1,770,359). The ending balance as of August 31, 2022 is \$17,565,482. During August, the opening balance for the Texas Class Prime Investment account was \$18,057,608. We received \$35,008 in interest. The ending interest rate is 2.2891%. The ending balance for August was \$17,092,615. The invoices pending board approval total \$1,570,889. She received some documents from the bank and they need a personal guarantor on the account along with signed board minutes.

Mrs. Morton stated that in the future, when hotel reservations are made for a block of rooms, Commissioners need to notify hotel that we are tax exempt and she can ACH money to them in advance to cover incidentals. Motion was made by Fred Scibuola to approve the monthly report and authorize payment of bills. Motion carried.

11. **Possible action on The Morton Accounting Services' monthly report:** Motion to not pursue a credit card for Commissioners at this time was made by Fred Scibuola. Motion carried.
12. **Discuss and possibly approve 2023 amended budget:** Melissa Morton stated that the new tax revenue increased approximately \$1 million dollars and that changes the contract expense to HCEC. Travel was increased based on prior conversation. Motion was made by Fred Scibuola to approve the 2023 amended budget as presented. Motion carried.
13. **Discuss and possibly approve 2022 Tax Rate:** Melissa Morton stated final tax rate for approval is \$0.091200. Fred Scibuola made a motion to approve the 2022 tax rate of \$0.091200. Motion carried.
14. **Harris County Emergency Corps Report:** HCEC report was given by Mr. Hyde as follows:
  - HCEC responded to 2181 911 calls this month, compared to 2277 in the previous month. Response time is 8:59.
  - HCEC attended several community events this month including a school health fair and car seat installation events.
  - HCEC attended a community public safety forum hosted by East Aldine District.
  - HCEC hosted a round table meeting with leaders from the Fire Marshall's Office and SETRAC to better prepare HCEC for disasters.
  - HCEC visited a radio vendor in San Antonio to learn about radio infrastructure upgrade options.
  - Vehicle Accidents last month: 5 (minor)
  - Vehicle Maintenance Reports last month: 17
15. **Possible action on Harris County Emergency Corps Report:** None.
16. **Adjourn to closed session:** None.
17. **Possible action on closed session:** None.
18. **Announce next Board meeting:** The Regular Board of Commissioners meeting will be held on Tuesday, October 25, 2022 at 10:00 am.
19. **Adjourn:** Cathy Sunday made a motion to adjourn. Motion carried. Meeting adjourned at 11:18 am.



[www.agcm.com](http://www.agcm.com)

October 21, 2022

Jeremy Hyde  
HCESD 1 - Executive Director  
RE: Project Monthly Report

Jeremy:

Below is a monthly report on project activity from the last board meeting along with a look ahead at the next one.

**Since the September board meeting:**

- 1) Alpha Testing performed the Environmental Phase 1 survey on both #93 & #96 sites. Jeremy has received both reports for review.
- 2) The revised SD plans have been received. Jeremy has received both for review.
- 3) The Design Team will request the Geotech field borings once the two floor plans are settled and approved by the board. Approval should be at the October 25<sup>th</sup> Board Meeting to move the project into the Design Development phase.
- 4) 10/17/22: Construction Masters sent the topographical surveys for both sites.
- 5) 10/20/22: Jeremy and Fred attended the Mount Houston MUD meeting. Project will have utility service as planned. The MUD made a request for HCESD 1 to provide a small office and restroom for their deputy. Martinez Architects has furnished a revised floorplan to Jeremy and Paul for review and comment. This will add approximately 180 s.f. to the #96 project.

**Look Ahead:**

- 1) Geotech field work will be scheduled when Martinez Architects requests it.
- 2) The board will need to consider selection of the interiors/exterior package of colors and finishes. Will it be similar to Station #97?

Please review and let me know if you have any questions.

Sincerely:

*PEK.*

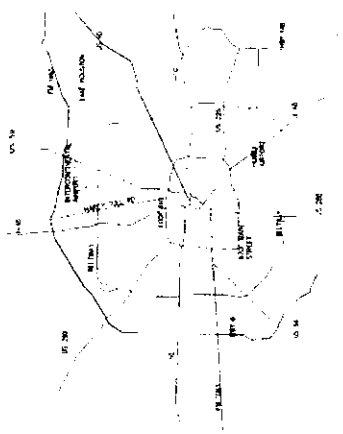
Paul E. Kullman, AIA  
Senior Program Manager

HC ESD 1  
HC ESD 1 - EMS 93

7710 FALLBROOK DR.  
HOUSTON, TX 77066

SHEETS:

- P0.01 COVER
- P1.01 SITE PLAN
- P2.01 LEVEL 1
- P2.02 ROOF PLAN
- P2.03 ENLARGED FLOOR PLAN
- P2.04 ENLARGED FLOOR PLAN
- P2.05 REFLECTED CEILING PLAN
- P2.06 ENLARGED RCP
- P2.07 ENLARGED RCP
- P4.01 BUILDING ELEVATIONS
- P4.02 BUILDING ELEVATIONS



PROJECT NORTH



COVER PAGE

10/14/22

SCALE:

ARCHITECTS



HC ESD 1  
**HC ESD 1 - EMS 93**

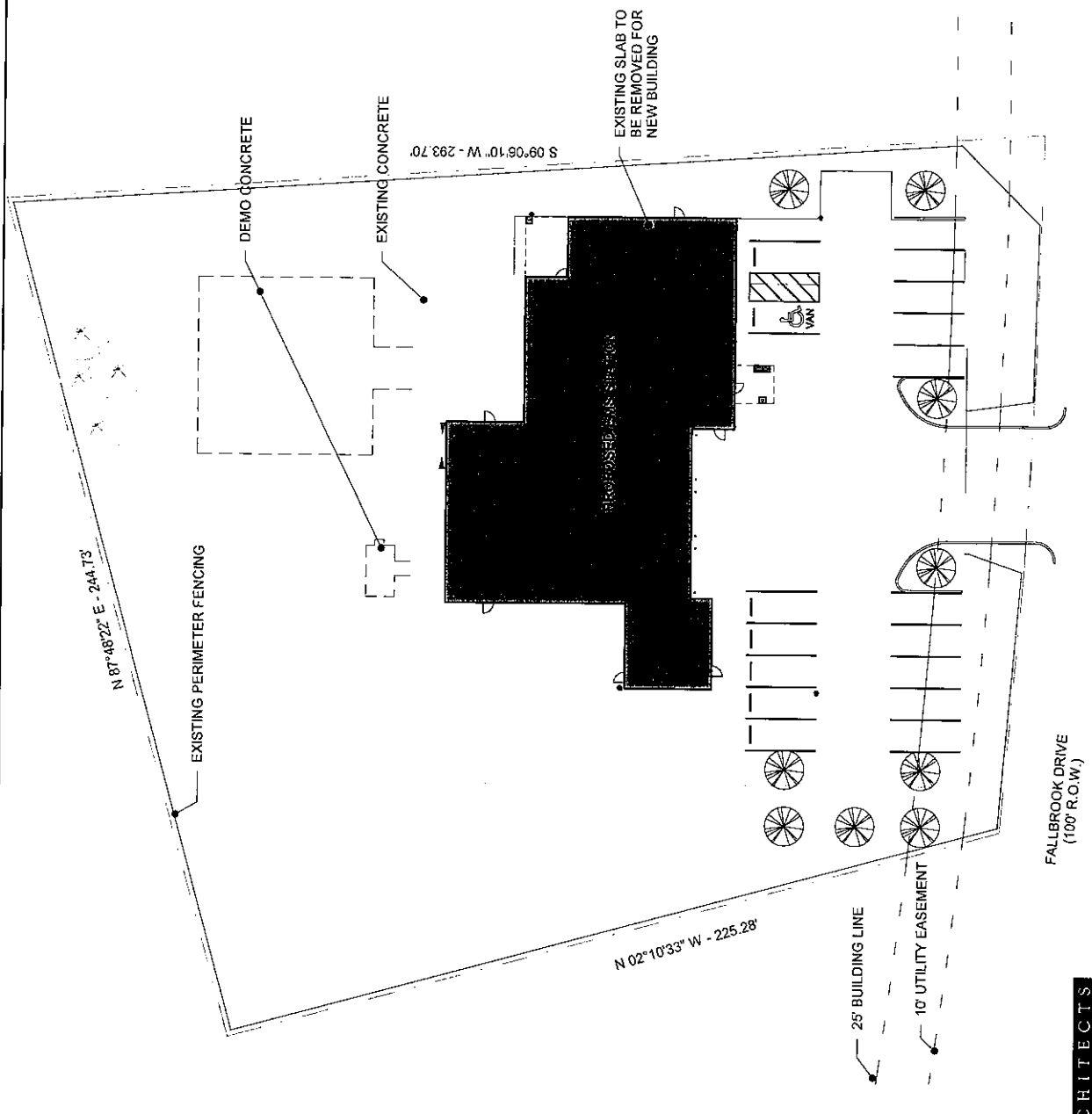
**GENERAL NOTES:**  
 24/7 FACILITY  
 FULL TIME OCCUPANTS: 6  
 PART TIME OCCUPANTS: TBD  
 PARKING:  
 NON-ADA SPACES: 17  
 ADA SPACES: 1

150 FT MAX HOSE LAY  
 FIRE APPARATUS ACCESS

BUILDING TOTAL SF: 5,948 SF

EXISTING IMPERVIOUS AREA:  
 PROPOSED IMPERVIOUS AREA:

PROJECT NORTH  
 10/14/22  
**SITE PLAN - FS 93**  
 SCALE: 1" = 30'-0"



**ARCHITECTS**

HC ESD 1  
HC ESD 1 - EMS 93

**APPROVED**

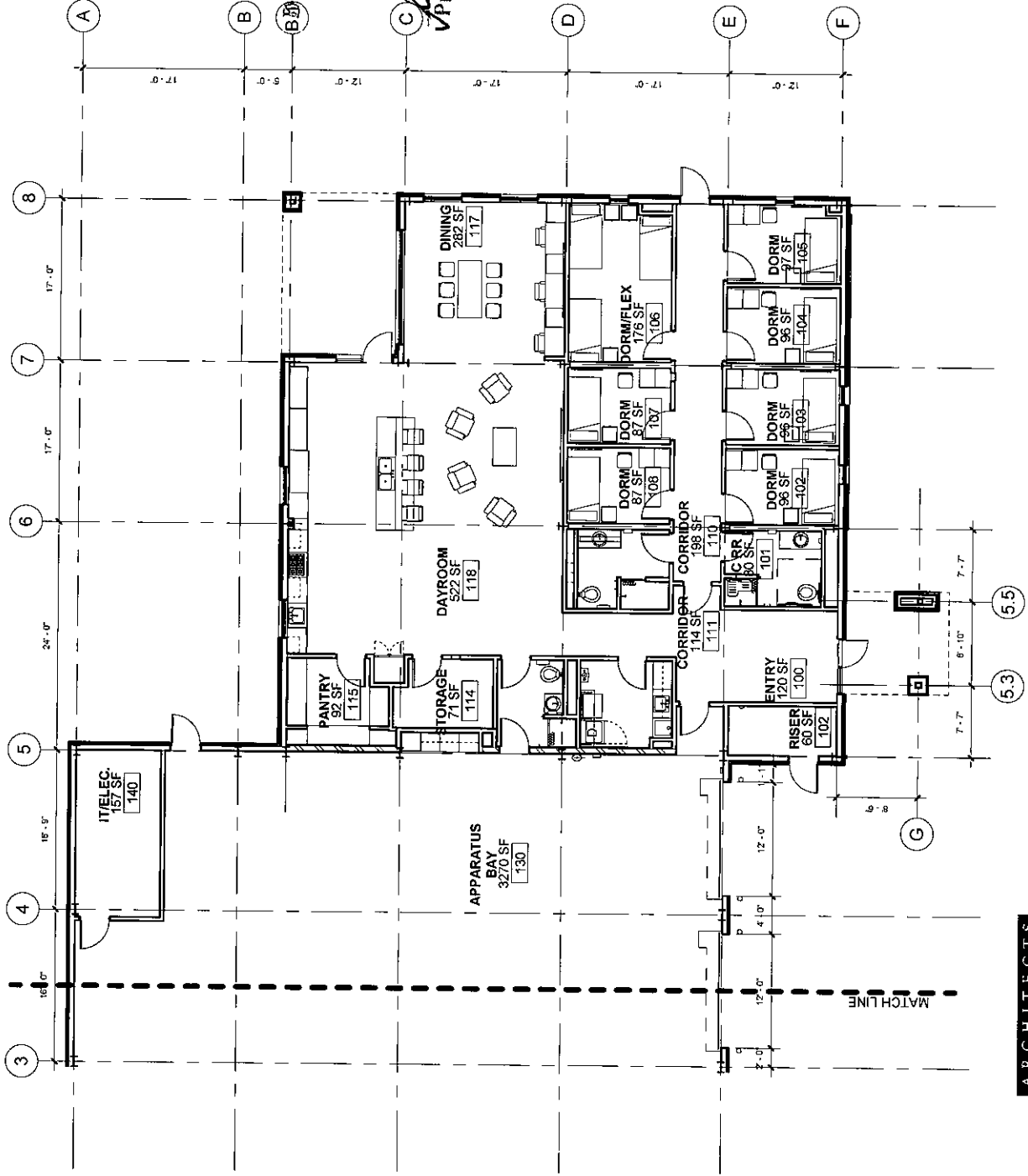
Document approved by Harris County ESD-1  
Board of Commissioners

By a Majority Vote

on 10-25-22 (Date)

*Shirley Red*  
President of ESD-1

*[Signature]*  
Secretary of ESD-1




ENLARGED FLOOR PLAN - AREA B  
SCALE: 3/32" = 1'-0" 10/14/22

ARCHITECTS



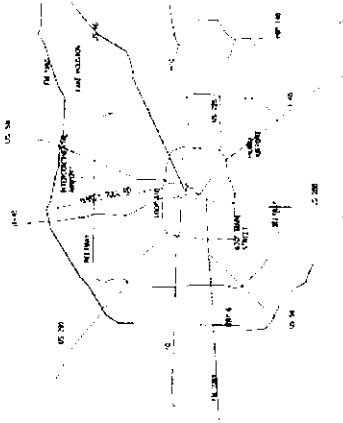


HC ESD 1  
HC ESD 1 - EMS 96



SHEETS:

- P1.00 COVER
- P1.01 SITE PLAN
- P2.01 LEVEL 1
- P2.02 ROOF PLAN
- P2.03 ENLARGED FLOOR PLAN
- P2.04 ENLARGED FLOOR PLAN
- P2.05 RCP
- P2.06 ENLARGED RCP
- P2.07 ENLARGED RCP
- P4.01 BUILDING ELEVATIONS
- P4.02 BUILDING ELEVATIONS
- P6.00 EXT. RENDERING
- P6.01 EXT. RENDERING
- P6.02 EXT. RENDERING
- P6.03 INT. RENDERING
- P6.04 INT. RENDERING
- P6.05 INT. RENDERING
- P6.06 INT. RENDERING
- P6.07 INT. RENDERING
- P6.08 INT. RENDERING
- P6.09 INT. RENDERING



COVER PAGE

SCALE:

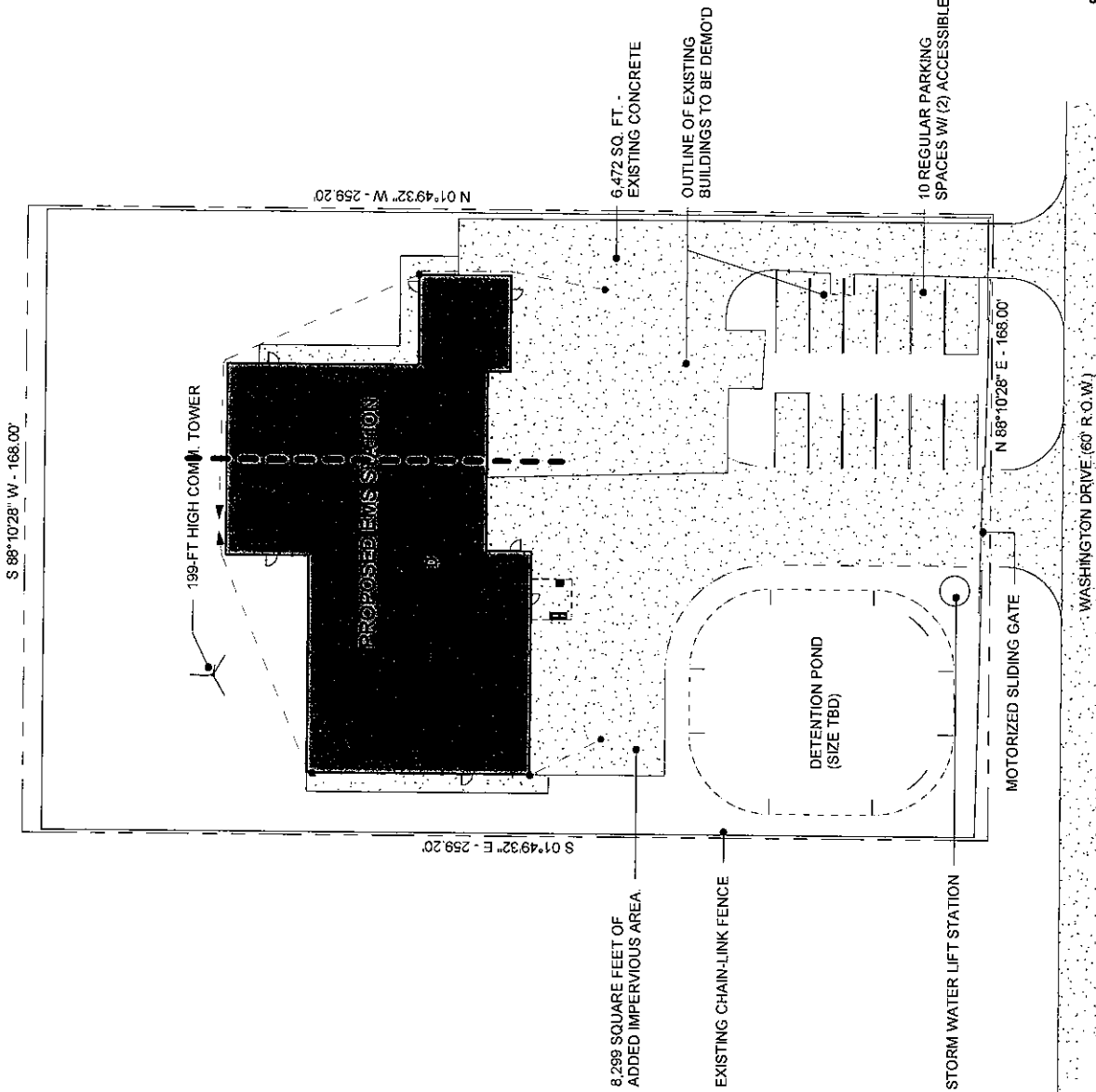
ARCHITECTS

10/14/22

HC ESD 1  
**HC ESD 1 - EMS 96**

PROGRAMMATIC SPACES:

|       |             |            |
|-------|-------------|------------|
| 100   | ENTRY       | 122 SQ.FT  |
| 101   | HC RR       | 86 SQ.FT   |
| 102   | DORM        | 88 SQ.FT   |
| 103   | DORM        | 98 SQ.FT   |
| 104   | DORM        | 98 SQ.FT   |
| 105   | DORM        | 98 SQ.FT   |
| 106   | DORMIFLEX   | 184 SQ.FT  |
| 107   | DORM        | 90 SQ.FT   |
| 108   | DORM        | 89 SQ.FT   |
| 109   | RR          | 72 SQ.FT   |
| 110   | CORR.       | 194 SQ.FT  |
| 111   | CORR.       | 126 SQ.FT  |
| 112   | UTILITY     | 79 SQ.FT   |
| 113   | RR          | 67 SQ.FT   |
| 114   | STORAGE     | 71 SQ.FT   |
| 115   | PANTRY      | 72 SQ.FT   |
| 116   | KITCHEN     | 363 SQ.FT  |
| 117   | DINING      | 309 SQ.FT  |
| 118   | DAYROOM     | 459 SQ.FT  |
| 119   | PATIO       | 200 SQ.FT  |
| 120   | RISER       | 61 SQ.FT   |
| 130   | APP. BAY    | 3313 SQ.FT |
| 140   | IT/ELEC.    | 148 SQ.FT  |
| 150   | SITTING RM. | 126 SQ.FT  |
| 151   | RR          | 110 SQ.FT  |
| 152   | DORM        | 85 SQ.FT   |
| 153   | KITCHNET.   | 54 SQ.FT   |
| 154   | OFFICE      | 47 SQ.FT   |
| 160   | STORAGE     | 55 SQ.FT   |
| TOTAL |             | 6975 SQ.FT |



PROJECT NORTH



SITE PLAN - FS 96

SCALE: 1" = 30'-0"

10/03/22

ARCHITECTS

HC ESD 1  
 HC ESD 1 - EMS 96

- Department Legend**
- APPARATUS BAYS
  - CIRCULATION
  - DORM
  - LIVING
  - OFFICE
  - SUPPORT

TOTAL BUILDING (GROSS) AREA  
 = 6,975 SQUARE FEET

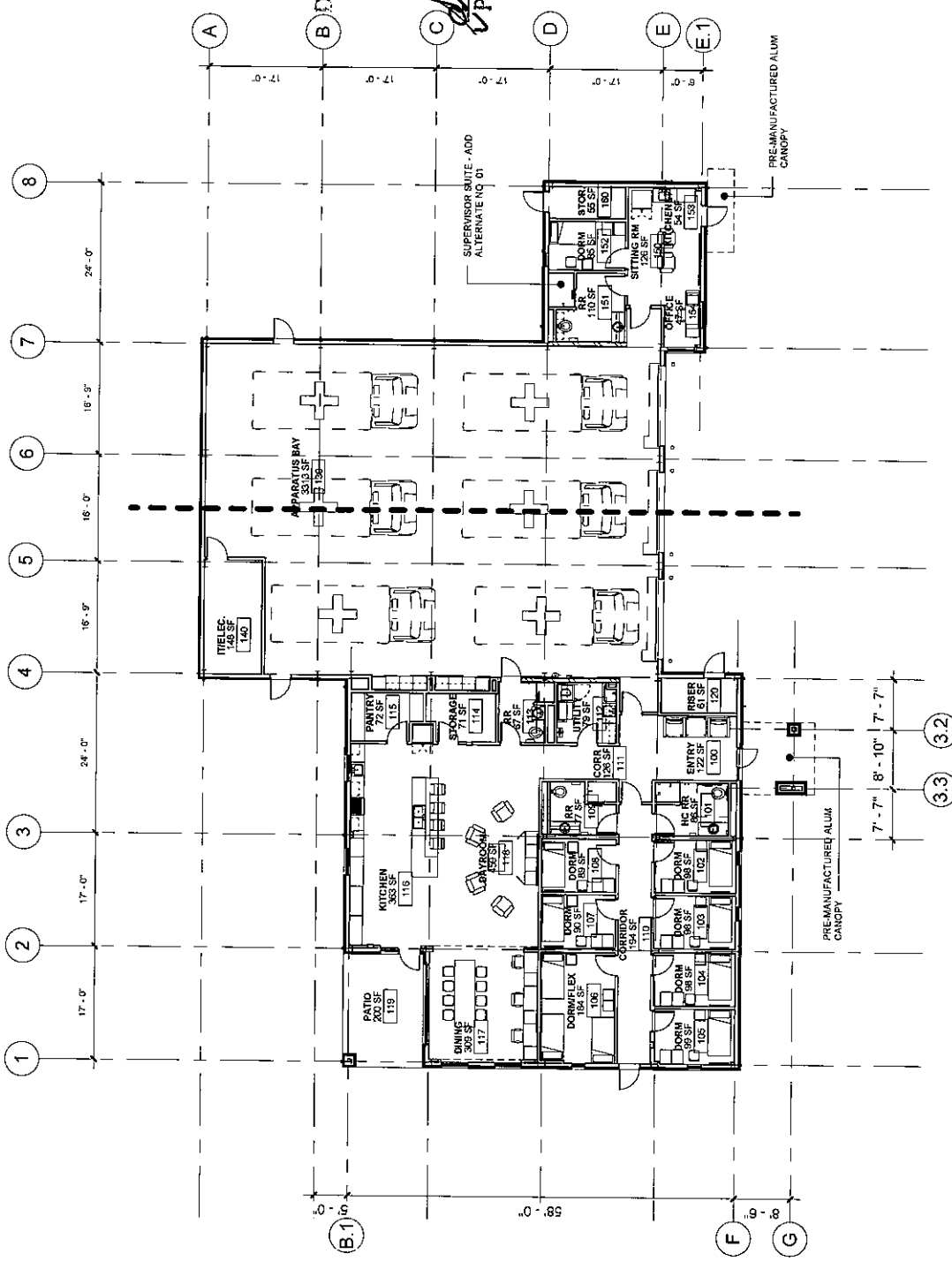
**APPROVED**

Document approved by Harris County ESD-1  
 Board of Commissioners

By a Majority Vote

on 09-25-22 (Date)

*Shirley Red*  
 Secretary of ESD-1



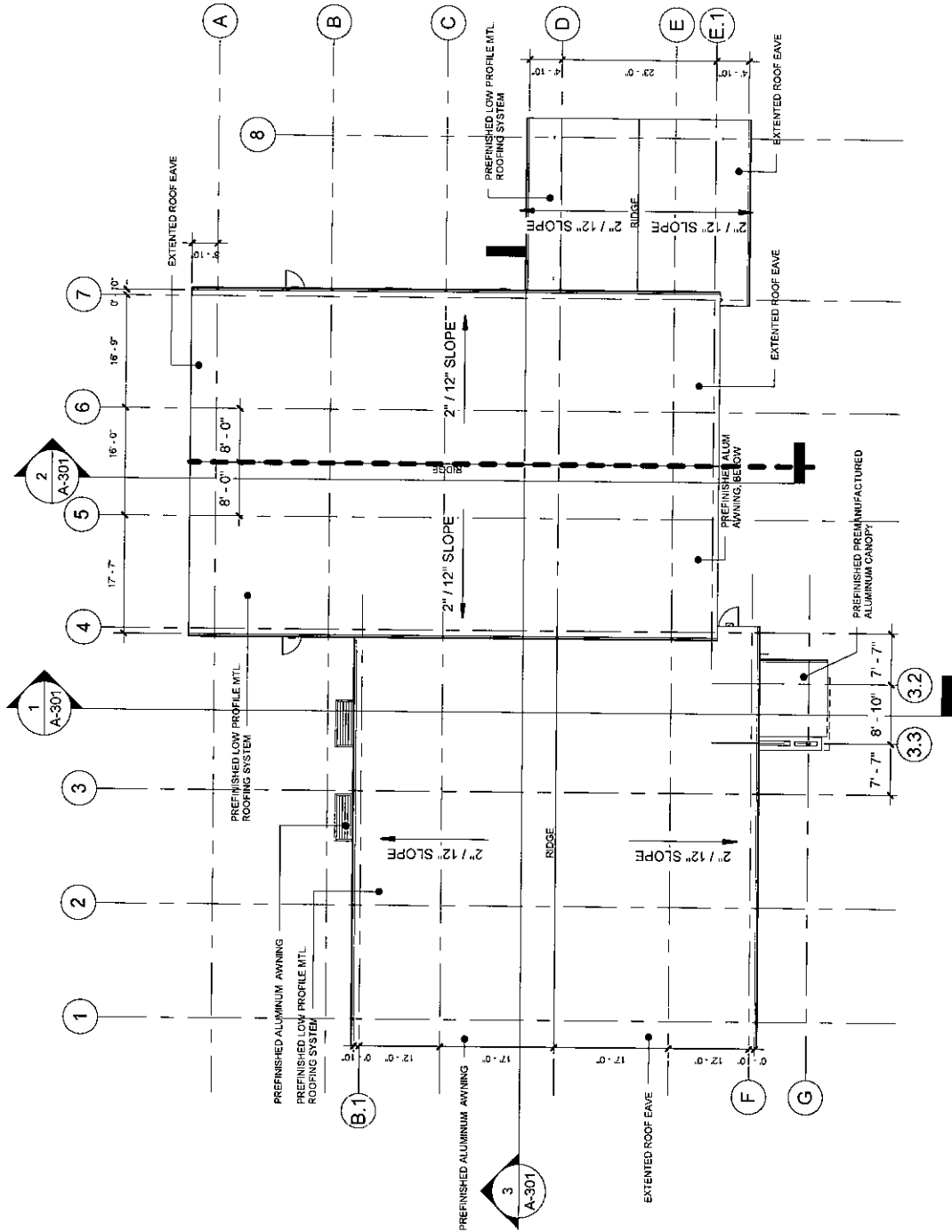
LEVEL 1  
 SCALE: 1/16" = 1'-0"



PROJECT NORTH

10/14/2022

ARCHITECTS



ROOF PLAN

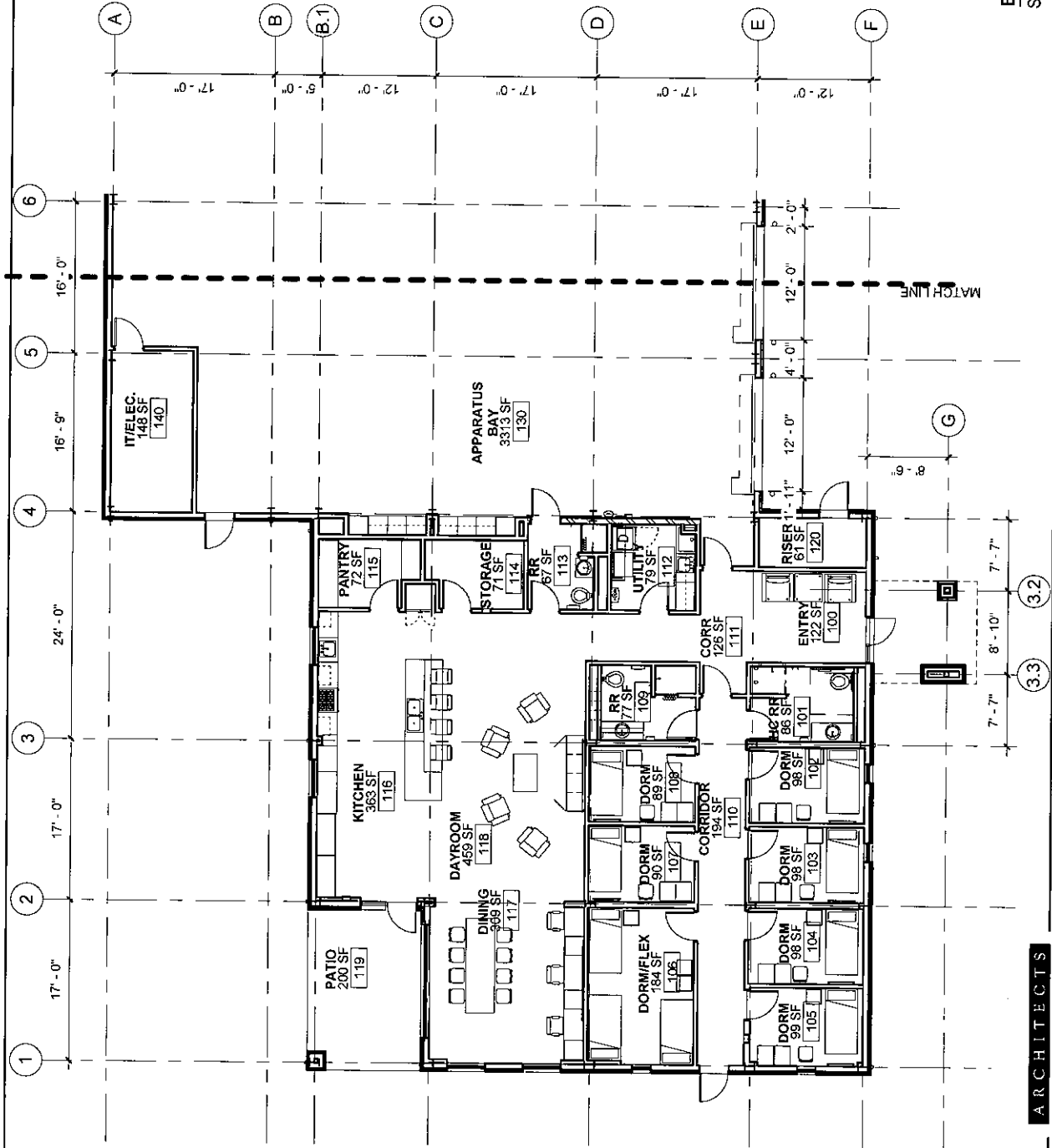
SCALE: 1/16" = 1'-0"

ARCHITECTS

10/14/22



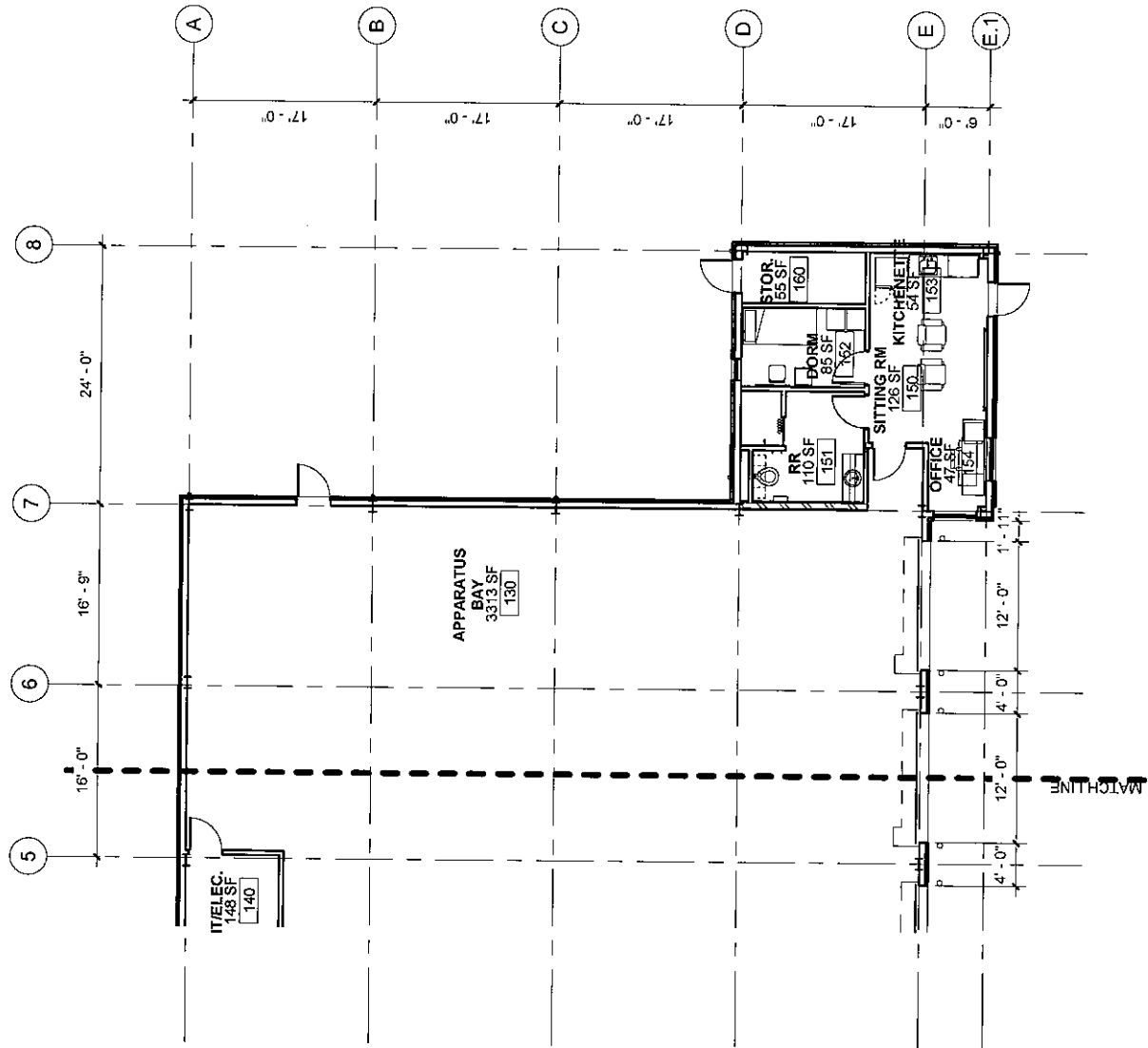
HC ESD 1  
 HC ESD 1 - EMS 96



ENLARGED FLOOR PLAN - AREA A  
 SCALE: 3/32" = 1'-0" 10/14/22

ARCHITECTS

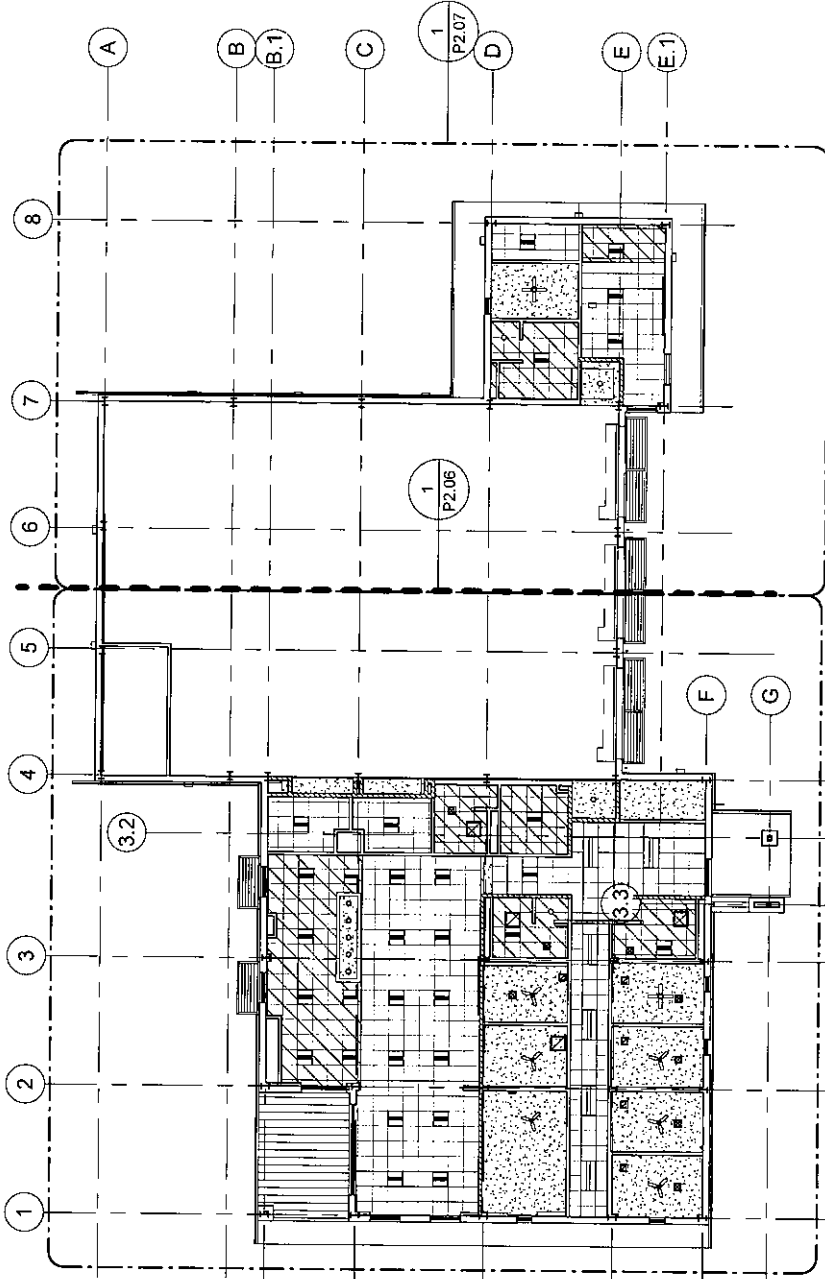
HC ESD 1  
 HC ESD 1 - EMS 96



ENLARGED FLOOR PLAN - AREA B  
 SCALE: 3/32" = 1'-0" 10/13/22

ARCHITECTS

HC ESD 1  
HC ESD 1 - EMS 96



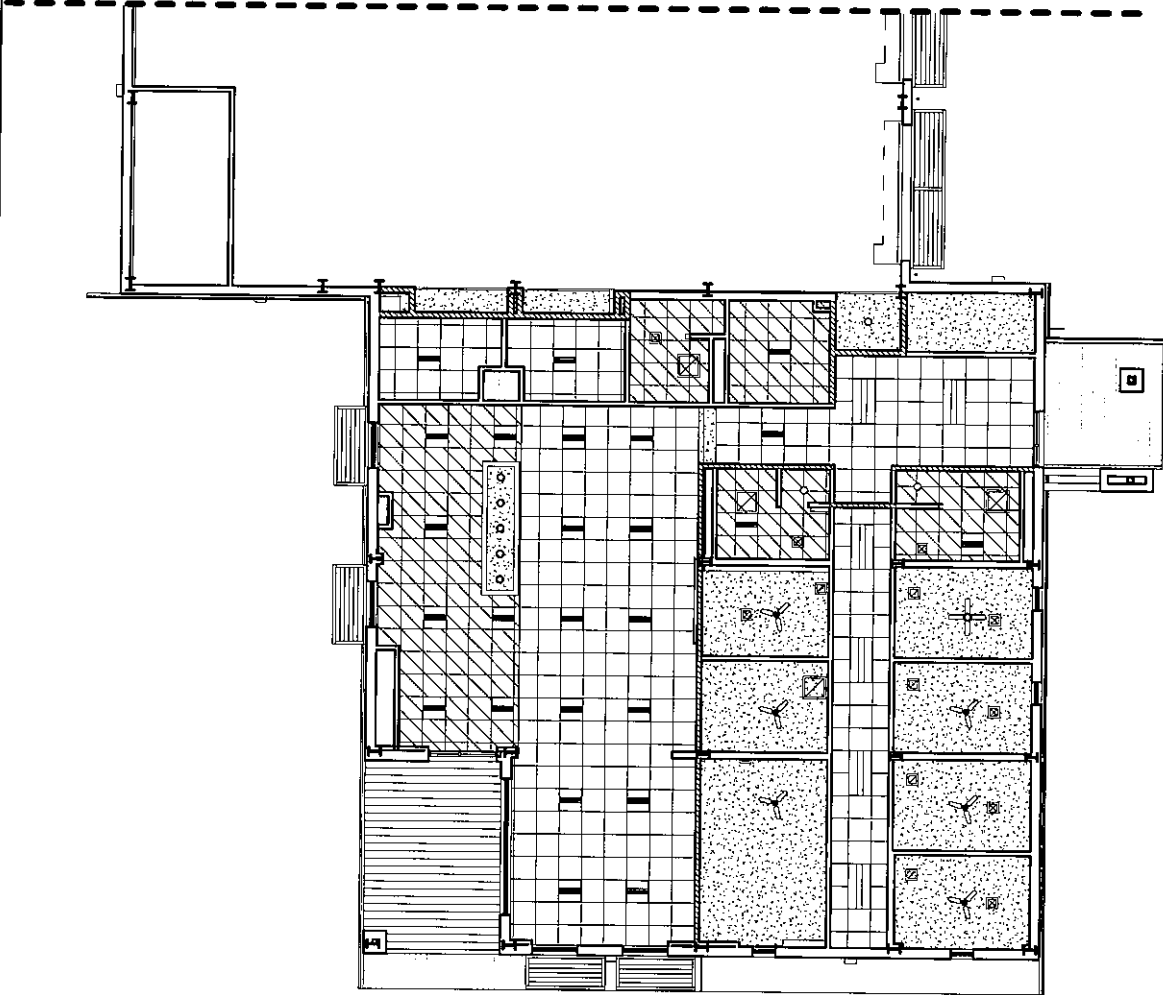
REFLECTED CEILING PLAN

SCALE: 1/16" = 1'-0"

10/13/22

ARCHITECTS

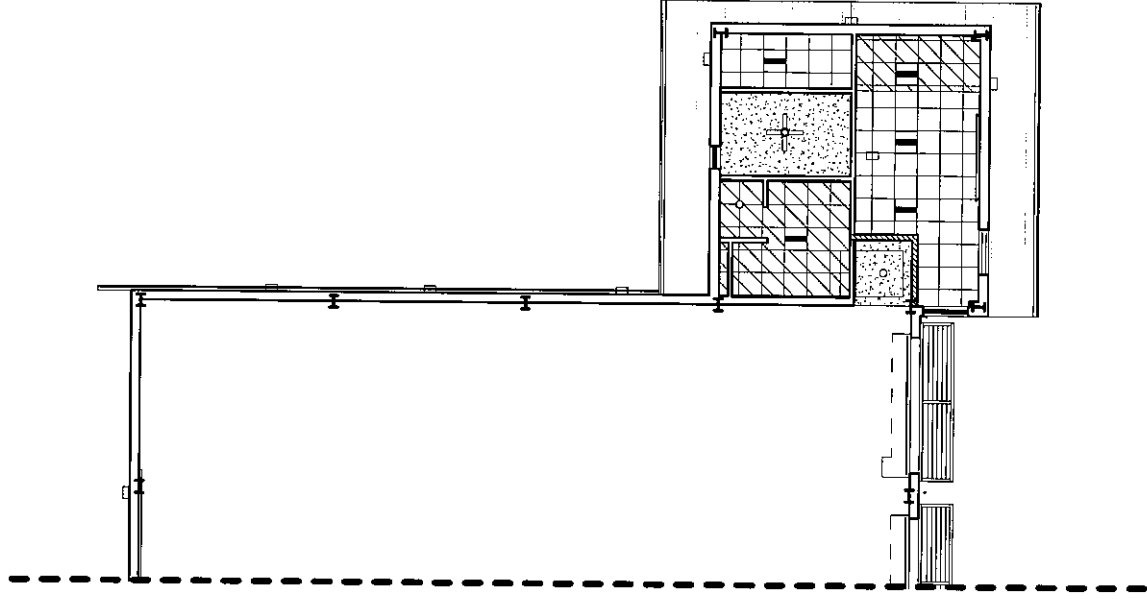
HC ESD 1  
HC ESD 1 - EMS 96



REFLECTED CEILING PLAN - AREA A  
SCALE: 3/32" = 1'-0" 10/13/22

ARCHITECTS

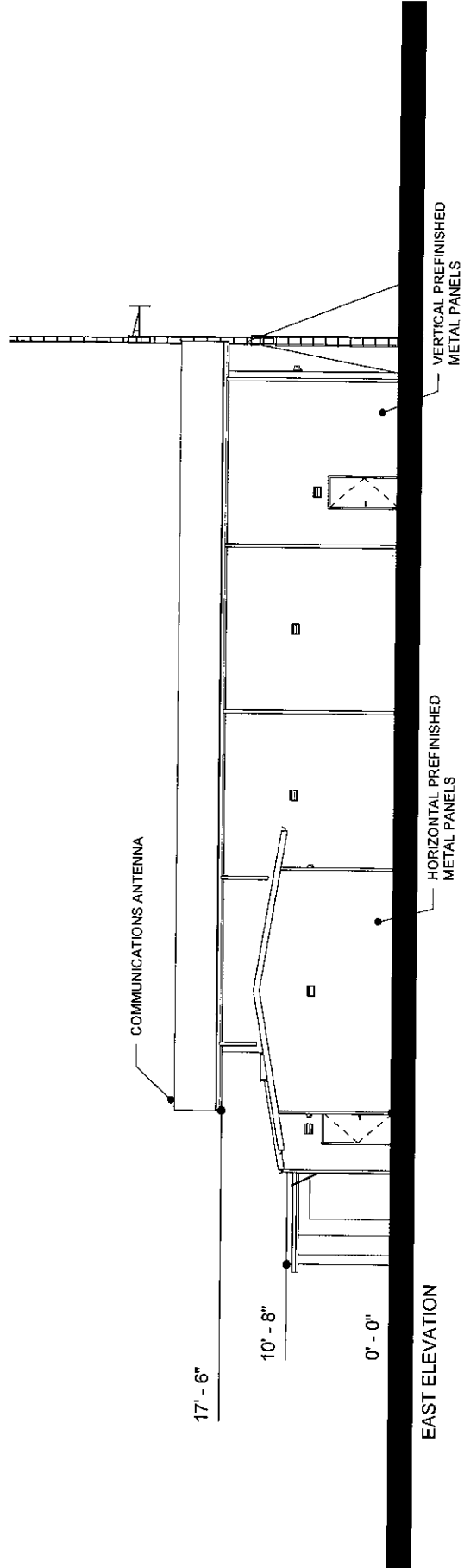
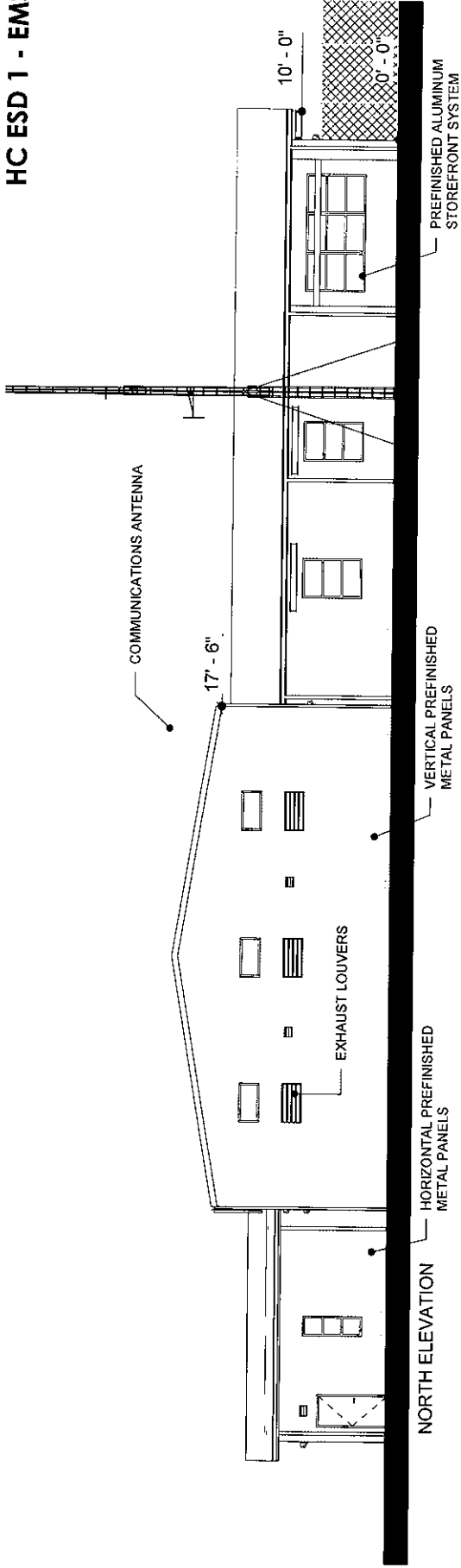
HC ESD 1  
HC ESD 1 - EMS 96



REFLECTED CEILING PLAN - AREA B  
SCALE: 3/32" = 1'-0" 10/13/22

ARCHITECTS

HC ESD 1  
HC ESD 1 - EMS 96



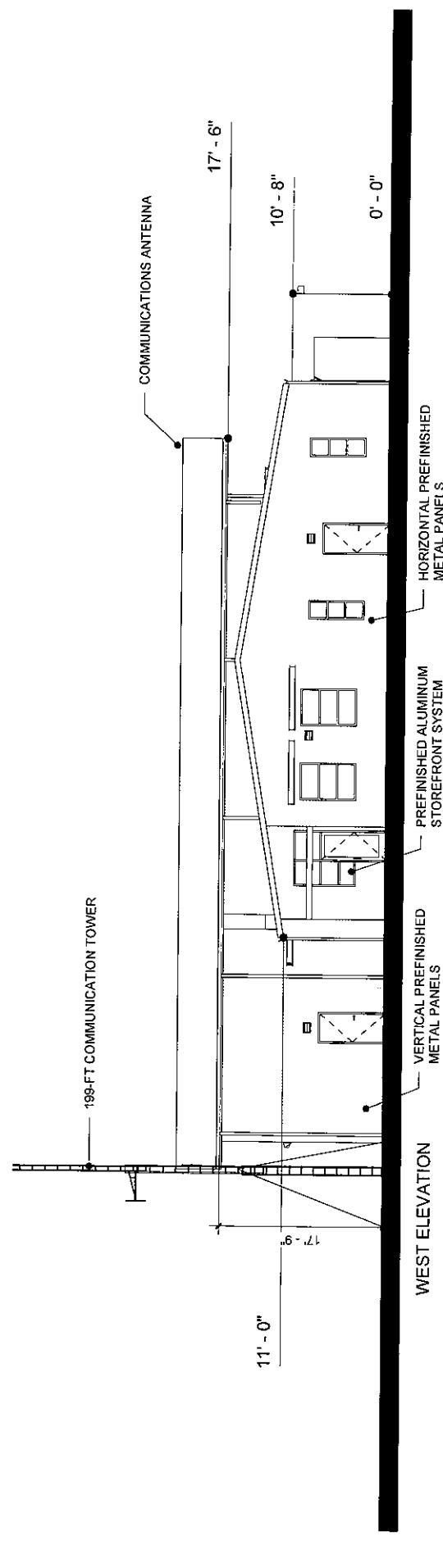
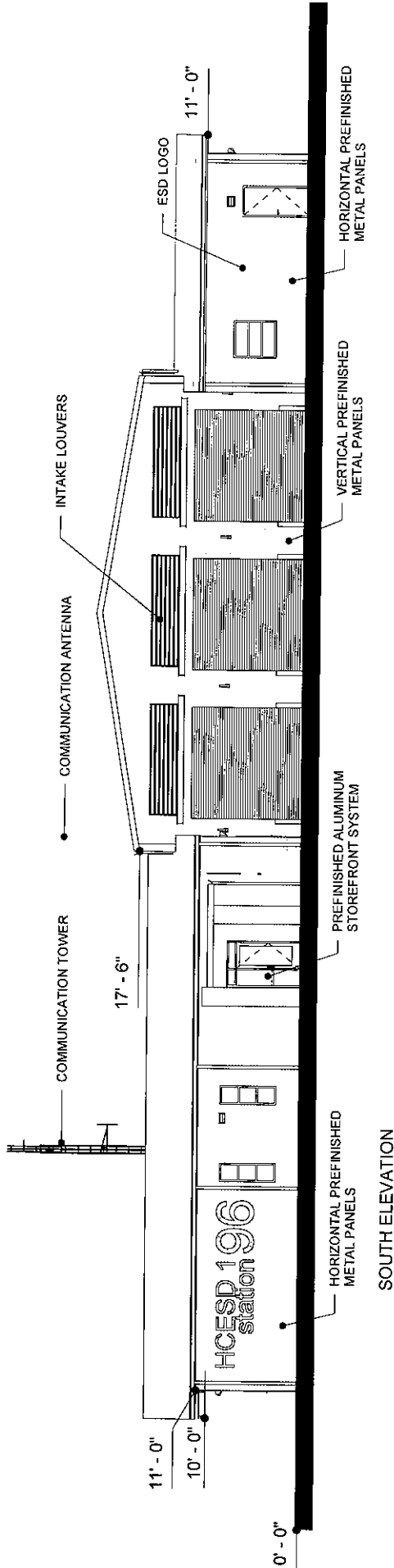
BUILDING ELEVATIONS

SCALE: 3/32" = 1'-0"

ARCHITECTS

10/03/2022

HC ESD 1  
 HC ESD 1 - EMS 96




BUILDING ELEVATIONS  
 SCALE: 3/32" = 1'-0"

ARCHITECTS

10/03/2022

HC ESD 1  
HC ESD 1 - EMS 96



RENDERING

SCALE:

10/03/22

ARCHITECTS



HC ESD 1  
HC ESD 1 - EMS 96




RENDERING

SCALE:

10/03/22

ARCHITECTS

HC ESD 1  
HC ESD 1 - EMS 96



RENDERING - STREET VIEW

SCALE:

10/03/22

ARCHITECTS

Harris County ESD 1 – Station 93

WALL PAINT:  
 SW6148 (WOOL SKIN)

ACCENT PAINT:  
 SW6215 (ROCKY RIVER)

BACKSPLASH/ACCENT TILE:  
 DAL TILE CASHMERE  
 BRICK JOINT

WALL TILE:  
 DAL TILE VOLUME 1.0  
 AURAL SAND (12 X 24)





RUBBER BASE:  
 ROPPE 123 (LUNAR DUST)

COUNTERTOP:  
 VICOSTONE QUARZ  
 (CRYSTAL SALT BO900)

CARPET:  
 TARKETT ELECTRIC EDIT  
 COMMON GROUND

FLOOR TILE:  
 DAL TILE PORTOLIO  
 ASH GRAY (12 X 12)




LUXURY VINYL TILE:  
 TARKETT WOODLOT  
 HIROKI OAK

CABINETS / DOORS:  
 WILSONART PREMIUM LAMINATE  
 (STUDIO TEAK)

FLAM:  
 WILSONART PREMIUM LAMINATE  
 (CLASSIC LINEN)

WALL GROUT:  
 MAPEI FROST (77)




FLOOR GROUT:  
 MAPEI TIMBERWOLF (104)



INT. COLOR & FINISH SELECTIONS  
 SCALE: 10/03/22

ARCHITECTS

HC ESD 1  
HC ESD 1 - EMS 96




INT. RENDERING - LOBBY  
SCALE:

ARCHITECTS

10/13/22

HC ESD 1  
HC ESD 1 - EMS 96




INT. RENDERING - DAYROOM

SCALE:

10/14/22

ARCHITECTS

HC ESD 1  
HC ESD 1 - EMS 96



INT. RENDERING - KITCHEN  
SCALE:

10/14/22

ARCHITECTS

HC ESD 1  
HC ESD 1 - EMS 96




INT. RENDERING - KITCHEN 02

SCALE:

10/14/22

ARCHITECTS

HC ESD 1  
HC ESD 1 - EMS 96



INT. RENDERING - DINING

SCALE:

10/14/22

ARCHITECTS



HC ESD 1  
HC ESD 1 - EMS 96



INT. RENDERING - DORM

SCALE:

10/14/22

ARCHITECTS



**HCESD No 1 Monthly Financial Report Summary**  
**September Board Meeting**  
**Tuesday, October 25, 2022**

At the beginning of September, the Harris County Emergency Services District No 1 (HCESD No 1) beginning Operating Fund Balance was \$17,565,482. During the month, HCESD No 1 received \$91,242 in revenue – the majority of which came from the county tax receipts. HCESD No 1 processed \$1,570,889 in disbursements during the month. The majority of this balance relates to payments to HCEC for monthly services (\$1,483,056). The ending balance as of September 30, 2022 is \$16,085,834.

During September, the opening balance for the Texas Class Prime Investment account was \$17,092,615. We received \$37,164 in interest. The ending interest rate is 2.6788%. The ending balance for September was \$15,629,779. See page 3 for the “Investment” Report.

The invoices pending board approval total \$1,612,453. See page 4 for “Unpaid Bills Detail” report.

**APPROVED**

Document approved by Harris County ESD-1  
Board of Commissioners  
By a Majority Vote

on 10-25-22 (Date)

*Shirley Reed*  
President of ESD-1

*[Signature]*  
Secretary of ESD-1

**Harris County ESD No 1  
General Operating Fund  
As of September 30, 2022**

**General Operating Fund**

**BEGINNING BALANCE:** 17,565,481.84

**REVENUE**

|                      |           |                            |                  |
|----------------------|-----------|----------------------------|------------------|
| Deposits             | 53,732.04 | Tax and Receivable Revenue |                  |
| Interest             | 346.04    | Savings Interest           |                  |
| Interest             | 37,163.81 | Texpool Interest           |                  |
| <b>Total Revenue</b> |           |                            | <b>91,241.89</b> |

**DISBURSEMENTS**

|                            |                               |              |                            |
|----------------------------|-------------------------------|--------------|----------------------------|
| ACH                        | Caryn Papantonakis            | 6,000.00     | Legal                      |
| ACH                        | Fred Scibuola                 | 600.00       | Commissioner Reimbursement |
| 16014                      | Safe-D                        | 1,100.00     | Membership                 |
| ACH                        | HCEC                          | 1,483,056.00 | Monthly Payment            |
| ACH                        | Shirley Reed                  | 900.00       | Commissioner Reimbursement |
| ACH                        | Oak Interactive LLC           | 450.00       | Website Maint              |
| ACH                        | The Morton Accounting Service | 4,407.76     | CPA                        |
| ACH                        | AG CM Inc                     | 10,625.50    | Project Management         |
| ACH                        | Construction Masters          | 63,750.00    | Pay Request 1              |
| <b>Total Disbursements</b> |                               |              | <b>1,570,889.26</b>        |

**ENDING BALANCE:** **16,085,834.47**

9/30/2022

| LOCATION OF ASSETS           | Interest Rate | Balance              |
|------------------------------|---------------|----------------------|
| Prosperity Operating         |               | 138,628.03           |
| Prosperity Money Mkt         |               | 317,427.14           |
| Texas Class                  |               | 15,629,779.30        |
| <b>Total Account Balance</b> |               | <b>16,085,834.47</b> |

Harris County Emergency Services District #1  
 Quarterly Investment Report  
 Monthly Fiscal Year 2022  
 September 30, 2022

| Transaction Date |                                          | Government<br>Texas Class | PRIME<br>Texas Class |
|------------------|------------------------------------------|---------------------------|----------------------|
| 9/1/2022         | Beginning Balance - Harris County ESD #1 | \$ (0.00)                 | \$ 17,092,615.49     |
| 9/27/2022        | Withdrawals - To Prosperity MM           |                           | (1,500,000.00)       |
| 9/27/2022        | Deposits                                 |                           | -                    |
| 9/30/2022        | Interest 2.6788%                         | -                         | 37,163.81            |
|                  |                                          |                           | -                    |
| 9/30/2022        | Ending Balance                           | \$ (0.00)                 | \$ 15,629,779.30     |

The investments for the District for the period are in compliance with the Public Funds Investment Act, the District's investment policy and the District's investment strategy.

Investment Officer: 

Harris County ESD No. 1 - GOF  
**Unpaid Bills Detail**  
As of October 24, 2022

| Type                                  | Date       | Num              | Memo                                               | Due Date   | Open Balance        |
|---------------------------------------|------------|------------------|----------------------------------------------------|------------|---------------------|
| <b>AG CM Inc.</b>                     |            |                  |                                                    |            |                     |
| Bill                                  | 09/30/2022 | 9639             | Project Management Support #93 & 96 - Sept 2022    | 10/10/2022 | 6,180.50            |
| Total AG CM Inc.                      |            |                  |                                                    |            | 6,180.50            |
| <b>Caryn Papantonakis</b>             |            |                  |                                                    |            |                     |
| Bill                                  | 10/11/2022 |                  | Legal Fees                                         | 10/21/2022 | 6,000.00            |
| Total Caryn Papantonakis              |            |                  |                                                    |            | 6,000.00            |
| <b>Fred A Scibuola</b>                |            |                  |                                                    |            |                     |
| Bill                                  | 10/21/2022 | October 18 Reimb | October 2022 Reimbursement                         | 10/31/2022 | 600.00              |
| Total Fred A Scibuola                 |            |                  |                                                    |            | 600.00              |
| <b>HCEC</b>                           |            |                  |                                                    |            |                     |
| Bill                                  | 09/30/2022 | 2671             | September 2022                                     | 10/10/2022 | 1,583,138.00        |
| Total HCEC                            |            |                  |                                                    |            | 1,583,138.00        |
| <b>Houston Chronicle</b>              |            |                  |                                                    |            |                     |
| Bill                                  | 09/30/2022 | 700072202        | Legal Notices & Filing Fees - Tax Rate Publication | 10/10/2022 | 11,746.94           |
| Total Houston Chronicle               |            |                  |                                                    |            | 11,746.94           |
| <b>Shirley Reed</b>                   |            |                  |                                                    |            |                     |
| Bill                                  | 10/21/2022 | Reimb October 17 | Reimbursement Request Sept 26 - Oct 17, 2022       | 10/31/2022 | 600.00              |
| Total Shirley Reed                    |            |                  |                                                    |            | 600.00              |
| <b>The Morton Accounting Services</b> |            |                  |                                                    |            |                     |
| Bill                                  | 09/30/2022 | 2342             | September CPA Services                             | 10/10/2022 | 4,187.91            |
| Total The Morton Accounting Services  |            |                  |                                                    |            | 4,187.91            |
| <b>TOTAL</b>                          |            |                  |                                                    |            | <b>1,612,453.35</b> |

Harris County ESD No. 1 - GOF  
**Profit & Loss Budget vs. Actual**  
 January through September 2022

|                                                        | Jan - Sep 22         | Budget               | \$ Over Budget        | % of Budget   |
|--------------------------------------------------------|----------------------|----------------------|-----------------------|---------------|
| <b>Ordinary Income/Expense</b>                         |                      |                      |                       |               |
| <b>Income</b>                                          |                      |                      |                       |               |
| 41000 · Service Revenue                                |                      |                      |                       |               |
| 41100 · HCEC Ambulance Lease Rev...                    | 63,000.00            | 84,000.00            | -21,000.00            | 75.0%         |
| 41200 · HCEC Property Lease Revenue                    | 409,977.00           | 546,636.00           | -136,659.00           | 75.0%         |
| <b>Total 41000 · Service Revenue</b>                   | <b>472,977.00</b>    | <b>630,636.00</b>    | <b>-157,659.00</b>    | <b>75.0%</b>  |
| 42000 · Tax Revenues                                   |                      |                      |                       |               |
| 42100 · Penalty & Interest                             | 212,729.21           | 200,000.00           | 12,729.21             | 106.4%        |
| 42300 · Tax Revenue                                    | 5,257,087.11         | 18,864,854.00        | -13,607,766.89        | 27.9%         |
| <b>Total 42000 · Tax Revenues</b>                      | <b>5,469,816.32</b>  | <b>19,064,854.00</b> | <b>-13,595,037.68</b> | <b>28.7%</b>  |
| 43000 · Other Income                                   |                      |                      |                       |               |
| 43100 · Miscellaneous Income                           | 0.00                 | 5,000.00             | -5,000.00             | 0.0%          |
| 43150 · Proceeds from Sale of Asset                    | 0.00                 | 2,000.00             | -2,000.00             | 0.0%          |
| 43200 · Donations & Contributions                      | 10,130.38            | 7,000.00             | 3,130.38              | 144.7%        |
| 43500 · Training & Education                           | 0.00                 | 500.00               | -500.00               | 0.0%          |
| 43550 · Interest Earned on Checking                    | 0.00                 | 0.00                 | 0.00                  | 0.0%          |
| 43700 · Interest Earned on Temp. Inv...                | 149,148.05           | 35,000.00            | 114,148.05            | 426.1%        |
| <b>Total 43000 · Other Income</b>                      | <b>159,278.43</b>    | <b>49,500.00</b>     | <b>109,778.43</b>     | <b>321.8%</b> |
| <b>Total Income</b>                                    | <b>6,102,071.75</b>  | <b>19,744,990.00</b> | <b>-13,642,918.25</b> | <b>30.9%</b>  |
| <b>Gross Profit</b>                                    | <b>6,102,071.75</b>  | <b>19,744,990.00</b> | <b>-13,642,918.25</b> | <b>30.9%</b>  |
| <b>Expense</b>                                         |                      |                      |                       |               |
| 143502 · Commissions Paid from Levy                    | 19,003.97            | 75,000.00            | -55,996.03            | 25.3%         |
| 162800 · Facilities & Equipment (DNU)                  |                      |                      |                       |               |
| 162805 · Furniture/Equip - Non-Asset                   | 0.00                 | 20,000.00            | -20,000.00            | 0.0%          |
| 162840 · Equip Rental & Maintenance                    | 0.00                 | 5,000.00             | -5,000.00             | 0.0%          |
| <b>Total 162800 · Facilities &amp; Equipment (D...</b> | <b>0.00</b>          | <b>25,000.00</b>     | <b>-25,000.00</b>     | <b>0.0%</b>   |
| 170000 · Capital Purchases                             |                      |                      |                       |               |
| 17001 · Vehicles                                       | 0.00                 | 125,000.00           | -125,000.00           | 0.0%          |
| 17003 · Medical Equipment                              | 0.00                 | 50,000.00            | -50,000.00            | 0.0%          |
| <b>Total 170000 · Capital Purchases</b>                | <b>0.00</b>          | <b>175,000.00</b>    | <b>-175,000.00</b>    | <b>0.0%</b>   |
| 50000 · Commissioner Salaries and Wa...                |                      |                      |                       |               |
| 50250 · Commissioner Reimbursement                     | 16,900.00            | 36,000.00            | -19,100.00            | 46.9%         |
| <b>Total 50000 · Commissioner Salaries an...</b>       | <b>16,900.00</b>     | <b>36,000.00</b>     | <b>-19,100.00</b>     | <b>46.9%</b>  |
| 51000 · HCEC Program Expense                           |                      |                      |                       |               |
| 51100 · HCEC Contract Expense                          | 14,376,788.00        | 18,302,260.00        | -3,925,472.00         | 78.6%         |
| <b>Total 51000 · HCEC Program Expense</b>              | <b>14,376,788.00</b> | <b>18,302,260.00</b> | <b>-3,925,472.00</b>  | <b>78.6%</b>  |
| 52000 · Contract Services (DNU)                        |                      |                      |                       |               |
| 52100 · Accounting Fees                                | 38,178.63            | 50,000.00            | -11,821.37            | 76.4%         |
| 52200 · Audit Fees                                     | 18,790.00            | 18,500.00            | 290.00                | 101.6%        |
| 52300 · Legal Fees                                     | 54,000.00            | 72,000.00            | -18,000.00            | 75.0%         |
| 52350 · Outside Contract Services                      | 51,089.90            | 25,000.00            | 26,089.90             | 204.4%        |
| 52550 · Election Expense                               | 8,068.43             | 10,000.00            | -1,931.57             | 80.7%         |
| <b>Total 52000 · Contract Services (DNU)</b>           | <b>170,126.96</b>    | <b>175,500.00</b>    | <b>-5,373.04</b>      | <b>96.9%</b>  |
| 53000 · Operations (DNU)                               |                      |                      |                       |               |
| 53100 · Banking Fees                                   | 0.00                 | 400.00               | -400.00               | 0.0%          |
| 53150 · Dues & Subscriptions                           | 4,700.00             | 11,000.00            | -6,300.00             | 42.7%         |
| 53200 · Postage                                        | 0.00                 | 300.00               | -300.00               | 0.0%          |
| 53300 · Printing & Copying                             | 62.64                | 250.00               | -187.36               | 25.1%         |
| 53350 · Legal Notices & Filing Fees                    | 11,746.94            | 14,000.00            | -2,253.06             | 83.9%         |
| 53400 · Office Supplies                                | 449.00               | 1,000.00             | -551.00               | 44.9%         |
| <b>Total 53000 · Operations (DNU)</b>                  | <b>16,958.58</b>     | <b>26,950.00</b>     | <b>-9,991.42</b>      | <b>62.9%</b>  |
| 54000 · General and Admin Expenses                     |                      |                      |                       |               |

**Harris County ESD No. 1 - GOF**  
**Profit & Loss Budget vs. Actual**  
 January through September 2022

|                                                 | Jan - Sep 22         | Budget               | \$ Over Budget       | % of Budget   |
|-------------------------------------------------|----------------------|----------------------|----------------------|---------------|
| 54150 · Insurance - Gen Liab-Err & O...         | 68,346.00            | 75,000.00            | -6,654.00            | 91.1%         |
| 54200 · Insurance - Treasurer's Bond            | 0.00                 | 1,500.00             | -1,500.00            | 0.0%          |
| 54300 · Other Costs (Contengency Fu...          | 145.65               | 2,000.00             | -1,854.35            | 7.3%          |
| 54400 · HCAD Qtr Expenses                       | 108,807.00           | 140,000.00           | -31,193.00           | 77.7%         |
| 54450 · Depreciation Expense                    | 0.00                 | 2,000,000.00         | -2,000,000.00        | 0.0%          |
| 54600 · Travel & Meetings                       | 0.00                 | 4,000.00             | -4,000.00            | 0.0%          |
| 54650 · Conference, Conven & Meetin...          | 0.00                 | 6,000.00             | -6,000.00            | 0.0%          |
| 54700 · Travel/Lodging                          | 0.00                 | 5,000.00             | -5,000.00            | 0.0%          |
| 54800 · Repairs & Maintenance (DNU)             | 0.00                 | 10,000.00            | -10,000.00           | 0.0%          |
| <b>Total 54000 · General and Admin Expen...</b> | <b>177,298.65</b>    | <b>2,243,500.00</b>  | <b>-2,066,201.35</b> | <b>7.9%</b>   |
| 60000 · Interest Expense                        | 43,763.12            | 80,000.00            | -36,236.88           | 54.7%         |
| 61000 · Loan Costs                              | 0.00                 | 0.00                 | 0.00                 | 0.0%          |
| 66900 · Reconciliation Discrepancies            | 0.00                 | 0.00                 | 0.00                 | 0.0%          |
| <b>Total Expense</b>                            | <b>14,820,839.28</b> | <b>21,139,210.00</b> | <b>-6,318,370.72</b> | <b>70.1%</b>  |
| <b>Net Ordinary Income</b>                      | <b>-8,718,767.53</b> | <b>-1,394,220.00</b> | <b>-7,324,547.53</b> | <b>625.4%</b> |
| <b>Other Income/Expense</b>                     |                      |                      |                      |               |
| <b>Other Income</b>                             |                      |                      |                      |               |
| 71000 · Gain/Loss on Sale of Asset              | 0.00                 | 1,000.00             | -1,000.00            | 0.0%          |
| <b>Total Other Income</b>                       | <b>0.00</b>          | <b>1,000.00</b>      | <b>-1,000.00</b>     | <b>0.0%</b>   |
| <b>Net Other Income</b>                         | <b>0.00</b>          | <b>1,000.00</b>      | <b>-1,000.00</b>     | <b>0.0%</b>   |
| <b>Net Income</b>                               | <b>-8,718,767.53</b> | <b>-1,393,220.00</b> | <b>-7,325,547.53</b> | <b>625.8%</b> |

**Harris County ESD No. 1 - GOF**  
**Balance Sheet Prev Year Comparison**  
 As of September 30, 2022

|                                                   | Sep 30, 22           | Sep 30, 21           | \$ Change            | % Change      |
|---------------------------------------------------|----------------------|----------------------|----------------------|---------------|
| <b>ASSETS</b>                                     |                      |                      |                      |               |
| <b>Current Assets</b>                             |                      |                      |                      |               |
| <b>Checking/Savings</b>                           |                      |                      |                      |               |
| 11000 · Prosperity Operating Account              | 138,628.03           | 75,984.65            | 62,643.38            | 82.4%         |
| 11050 · Prosperity Money Mkt                      | 317,427.14           | 9,486,191.95         | -9,168,764.81        | -96.7%        |
| 11350 · Texas Class Investment                    | 15,629,779.30        | 3,568.95             | 15,626,210.35        | 437,837.8%    |
| <b>Total Checking/Savings</b>                     | <b>16,085,834.47</b> | <b>9,565,745.55</b>  | <b>6,520,088.92</b>  | <b>68.2%</b>  |
| <b>Accounts Receivable</b>                        |                      |                      |                      |               |
| 11001 · *Accounts Receivable                      | 11.57                | 11.57                | 0.00                 | 0.0%          |
| <b>Total Accounts Receivable</b>                  | <b>11.57</b>         | <b>11.57</b>         | <b>0.00</b>          | <b>0.0%</b>   |
| <b>Other Current Assets</b>                       |                      |                      |                      |               |
| <b>11500 · Accounts Receivable</b>                |                      |                      |                      |               |
| 11510 · Current Taxes Receivables                 | 6,002,428.24         | 7,975,134.98         | -1,972,706.74        | -24.7%        |
| 11520 · Delinquent Taxes Receivable               | 1,767,327.46         | 1,584,584.31         | 182,743.15           | 11.5%         |
| 11590 · Allowance Doubtful Accts-Tax              | -903,020.00          | -903,020.00          | 0.00                 | 0.0%          |
| 11500 · Accounts Receivable - Other               | 17,125.50            | 17,125.50            | 0.00                 | 0.0%          |
| <b>Total 11500 · Accounts Receivable</b>          | <b>6,883,861.20</b>  | <b>8,673,824.79</b>  | <b>-1,789,963.59</b> | <b>-20.6%</b> |
| <b>11600 · Fees for Services Receivable</b>       |                      |                      |                      |               |
| 11610 · Service Fee Receivable                    | 63,984,734.72        | 63,984,734.72        | 0.00                 | 0.0%          |
| 11650 · Allowance for Bad Debt                    | -63,961,127.00       | -63,961,127.00       | 0.00                 | 0.0%          |
| <b>Total 11600 · Fees for Services Receivable</b> | <b>23,607.72</b>     | <b>23,607.72</b>     | <b>0.00</b>          | <b>0.0%</b>   |
| <b>11800 · Prepaid Expense</b>                    |                      |                      |                      |               |
| 11810 · Prepaid Other                             | 138,690.81           | 0.00                 | 138,690.81           | 100.0%        |
| 11800 · Prepaid Expense - Other                   | 0.00                 | 392,464.75           | -392,464.75          | -100.0%       |
| <b>Total 11800 · Prepaid Expense</b>              | <b>138,690.81</b>    | <b>392,464.75</b>    | <b>-253,773.94</b>   | <b>-64.7%</b> |
| <b>Total Other Current Assets</b>                 | <b>7,046,159.73</b>  | <b>9,089,897.26</b>  | <b>-2,043,737.53</b> | <b>-22.5%</b> |
| <b>Total Current Assets</b>                       | <b>23,132,005.77</b> | <b>18,655,654.38</b> | <b>4,476,351.39</b>  | <b>24.0%</b>  |
| <b>Fixed Assets</b>                               |                      |                      |                      |               |
| <b>15000 · Vehicle Assets</b>                     |                      |                      |                      |               |
| 15010 · Vehicles                                  | 3,827,341.02         | 2,353,261.30         | 1,474,079.72         | 62.6%         |
| 15020 · Vehicles on Order                         | 58,178.00            | 2,026,842.94         | -1,968,664.94        | -97.1%        |
| <b>Total 15000 · Vehicle Assets</b>               | <b>3,885,519.02</b>  | <b>4,380,104.24</b>  | <b>-494,585.22</b>   | <b>-11.3%</b> |
| <b>16000 · Land</b>                               |                      |                      |                      |               |
| 16010 · Land- 1620 Isom Property                  | 235,546.58           | 235,546.58           | 0.00                 | 0.0%          |
| 16020 · Land- Fallbrook Property                  | 30,809.15            | 30,809.15            | 0.00                 | 0.0%          |
| 16030 · Land- Old Humble Rd Property              | 117,980.67           | 117,980.67           | 0.00                 | 0.0%          |
| 16040 · Land- 2800 Aldine Bender                  | 309,467.00           | 309,467.00           | 0.00                 | 0.0%          |
| 16000 · Land - Other                              | 885,097.93           | 885,097.93           | 0.00                 | 0.0%          |
| <b>Total 16000 · Land</b>                         | <b>1,578,901.33</b>  | <b>1,578,901.33</b>  | <b>0.00</b>          | <b>0.0%</b>   |
| <b>17000 · Furniture and Equipment</b>            |                      |                      |                      |               |
| 17010 · Off. & Maint Equipment                    | 1,502,065.10         | 1,509,234.60         | -7,169.50            | -0.5%         |
| 17020 · Medical Equipment                         | 3,879,620.69         | 3,865,895.69         | 13,725.00            | 0.4%          |
| 17030 · Software & License Agreements             | 70,320.84            | 70,320.84            | 0.00                 | 0.0%          |
| 17040 · Furniture & Fixtures                      | 247,256.48           | 247,256.48           | 0.00                 | 0.0%          |
| 17050 · Communication Cntr New Station            | 473,980.26           | 453,150.26           | 20,830.00            | 4.6%          |
| 17000 · Furniture and Equipment - Other           | 14,850.00            | 14,850.00            | 0.00                 | 0.0%          |
| <b>Total 17000 · Furniture and Equipment</b>      | <b>6,188,093.37</b>  | <b>6,160,707.87</b>  | <b>27,385.50</b>     | <b>0.4%</b>   |
| <b>18000 · Building and Improvements</b>          |                      |                      |                      |               |
| 18010 · 1620 Isom Admin Bldg                      | 488,507.62           | 488,507.62           | 0.00                 | 0.0%          |
| 18020 · 2800 Aldine Bender Bldg                   | 5,810,117.91         | 5,810,117.91         | 0.00                 | 0.0%          |
| 18030 · 7710 Fallbrook Station                    | 476,537.75           | 476,537.75           | 0.00                 | 0.0%          |
| 18040 · 10512 Airline Station                     | 238,339.00           | 238,339.00           | 0.00                 | 0.0%          |
| 18050 · 6310 Aldine Bender Station                | 523,695.00           | 523,695.00           | 0.00                 | 0.0%          |



2:06 PM

10/24/22

Accrual Basis

**Harris County ESD No. 1 - GOF**  
**Balance Sheet Prev Year Comparison**  
As of September 30, 2022

|                                                | Sep 30, 22           | Sep 30, 21           | \$ Change            | % Change      |
|------------------------------------------------|----------------------|----------------------|----------------------|---------------|
| 18060 · Station #92                            | 3,761,643.25         | 3,761,643.25         | 0.00                 | 0.0%          |
| 18070 · Station #94                            | 2,856,734.31         | 2,856,734.31         | 0.00                 | 0.0%          |
| 18080 · Station #97                            | 1,989,080.11         | 1,989,080.11         | 0.00                 | 0.0%          |
| 18000 · Building and Improvements - Other      | 66,500.00            | 0.00                 | 66,500.00            | 100.0%        |
| <b>Total 18000 · Building and Improvements</b> | <b>16,211,154.95</b> | <b>16,144,654.95</b> | <b>66,500.00</b>     | <b>0.4%</b>   |
| 19000 · Accumulated Depreciation               | -11,581,546.22       | -10,093,587.85       | -1,487,958.37        | -14.7%        |
| <b>Total Fixed Assets</b>                      | <b>16,282,122.45</b> | <b>18,170,780.54</b> | <b>-1,888,658.09</b> | <b>-10.4%</b> |
| <b>Other Assets</b>                            |                      |                      |                      |               |
| 19500 · Call Center License                    |                      |                      |                      |               |
| 19550 · Old Comm Center Other                  | 800,000.00           | 800,000.00           | 0.00                 | 0.0%          |
| <b>Total 19500 · Call Center License</b>       | <b>800,000.00</b>    | <b>800,000.00</b>    | <b>0.00</b>          | <b>0.0%</b>   |
| <b>Total Other Assets</b>                      | <b>800,000.00</b>    | <b>800,000.00</b>    | <b>0.00</b>          | <b>0.0%</b>   |
| <b>TOTAL ASSETS</b>                            | <b>40,214,128.22</b> | <b>37,626,434.92</b> | <b>2,587,693.30</b>  | <b>6.9%</b>   |
| <b>LIABILITIES &amp; EQUITY</b>                |                      |                      |                      |               |
| <b>Liabilities</b>                             |                      |                      |                      |               |
| <b>Current Liabilities</b>                     |                      |                      |                      |               |
| <b>Accounts Payable</b>                        |                      |                      |                      |               |
| 20000 · Accounts Payable                       | 1,605,253.35         | 1,611,096.39         | -5,843.04            | -0.4%         |
| 20050 · Unclaimed Property                     | 354.35               | 354.35               | 0.00                 | 0.0%          |
| <b>Total Accounts Payable</b>                  | <b>1,605,607.70</b>  | <b>1,611,450.74</b>  | <b>-5,843.04</b>     | <b>-0.4%</b>  |
| <b>Other Current Liabilities</b>               |                      |                      |                      |               |
| 22000 · Accrued Expenses                       |                      |                      |                      |               |
| 22200 · Interest Payable                       | 33,865.05            | 10,903.63            | 22,961.42            | 210.6%        |
| <b>Total 22000 · Accrued Expenses</b>          | <b>33,865.05</b>     | <b>10,903.63</b>     | <b>22,961.42</b>     | <b>210.6%</b> |
| 23000 · Other Payables                         |                      |                      |                      |               |
| 23020 · Deferred Taxes                         | 19,808,163.82        | 19,048,117.04        | 760,046.78           | 4.0%          |
| <b>Total 23000 · Other Payables</b>            | <b>19,808,163.82</b> | <b>19,048,117.04</b> | <b>760,046.78</b>    | <b>4.0%</b>   |
| 24000 · Current Notes Payable                  |                      |                      |                      |               |
| 24050 · Government Capital Debt                | 451,034.88           | 444,786.08           | 6,248.80             | 1.4%          |
| 24055 · Government Capital Debt 2021           | 662,727.71           | 0.00                 | 662,727.71           | 100.0%        |
| <b>Total 24000 · Current Notes Payable</b>     | <b>1,113,762.59</b>  | <b>444,786.08</b>    | <b>668,976.51</b>    | <b>150.4%</b> |
| <b>Total Other Current Liabilities</b>         | <b>20,955,791.46</b> | <b>19,503,806.75</b> | <b>1,451,984.71</b>  | <b>7.4%</b>   |
| <b>Total Current Liabilities</b>               | <b>22,561,399.16</b> | <b>21,115,257.49</b> | <b>1,446,141.67</b>  | <b>6.9%</b>   |
| <b>Long Term Liabilities</b>                   |                      |                      |                      |               |
| 25000 · Long Term Debt                         |                      |                      |                      |               |
| 25050 · Note Payable - Government Cap          | 4,915,899.87         | 5,365,394.21         | -449,494.34          | -8.4%         |
| 25055 · Note Payable - Govern Cap 2021         | 5,337,272.29         | 0.00                 | 5,337,272.29         | 100.0%        |
| 25060 · Note - Stryker Equipment               | 392,464.75           | 784,929.50           | -392,464.75          | -50.0%        |
| <b>Total 25000 · Long Term Debt</b>            | <b>10,645,636.91</b> | <b>6,150,323.71</b>  | <b>4,495,313.20</b>  | <b>73.1%</b>  |
| <b>Total Long Term Liabilities</b>             | <b>10,645,636.91</b> | <b>6,150,323.71</b>  | <b>4,495,313.20</b>  | <b>73.1%</b>  |
| <b>Total Liabilities</b>                       | <b>33,207,036.07</b> | <b>27,265,581.20</b> | <b>5,941,454.87</b>  | <b>21.8%</b>  |
| <b>Equity</b>                                  |                      |                      |                      |               |
| 30000 · Opening Bal Equity                     | 5,996,412.00         | 5,996,412.00         | 0.00                 | 0.0%          |
| 30100 · Unassigned Fund Balance                | 8,314,447.65         | 9,357,504.72         | -1,043,057.07        | -11.2%        |
| 30400 · Unrestricted Net Assets                | 1,415,000.03         | 1,415,000.03         | 0.00                 | 0.0%          |
| Net Income                                     | -8,718,767.53        | -6,408,063.03        | -2,310,704.50        | -36.1%        |
| <b>Total Equity</b>                            | <b>7,007,092.15</b>  | <b>10,360,853.72</b> | <b>-3,353,761.57</b> | <b>-32.4%</b> |
| <b>TOTAL LIABILITIES &amp; EQUITY</b>          | <b>40,214,128.22</b> | <b>37,626,434.92</b> | <b>2,587,693.30</b>  | <b>6.9%</b>   |

No assurance is provided on these financial statements

Harris County ESD No. 1 - GOF

Profit & Loss Detail

January through September 2022

| Type                                        | Date       | Num  | Adj | Name                     | Memo                      | Amount     |
|---------------------------------------------|------------|------|-----|--------------------------|---------------------------|------------|
| <b>Ordinary Income/Expense</b>              |            |      |     |                          |                           |            |
| <b>Income</b>                               |            |      |     |                          |                           |            |
| <b>41000 · Service Revenue</b>              |            |      |     |                          |                           |            |
| <b>41100 · HCEC Ambulance Lease Revenue</b> |            |      |     |                          |                           |            |
| Bill                                        | 01/31/2022 | 2513 |     | HCEC                     | Master Lease for Vehicles | 7,000.00   |
| Bill                                        | 02/28/2022 | 2534 |     | HCEC                     | Master Lease for Vehicles | 7,000.00   |
| Bill                                        | 03/31/2022 | 2558 |     | HCEC                     | Master Lease for Vehicles | 7,000.00   |
| Bill                                        | 04/30/2022 | 2588 |     | HCEC                     | Master Lease for Vehicles | 7,000.00   |
| Bill                                        | 05/31/2022 | 2608 |     | HCEC                     | Master Lease for Vehicles | 7,000.00   |
| Bill                                        | 06/30/2022 | 2620 |     | HCEC                     | Master Lease for Vehicles | 7,000.00   |
| Bill                                        | 07/31/2022 | 2639 |     | HCEC                     | Master Lease for Vehicles | 7,000.00   |
| Bill                                        | 08/31/2022 | 2657 |     | HCEC                     | Master Lease for Vehicles | 7,000.00   |
| Bill                                        | 09/30/2022 | 2671 |     | HCEC                     | Master Lease for Vehicles | 7,000.00   |
| Total 41100 · HCEC Ambulance Lease Revenue  |            |      |     |                          |                           | 63,000.00  |
| <b>41200 · HCEC Property Lease Revenue</b>  |            |      |     |                          |                           |            |
| Bill                                        | 01/31/2022 | 2513 |     | HCEC                     | Original Agreement        | 45,553.00  |
| Bill                                        | 02/28/2022 | 2534 |     | HCEC                     | Original Agreement        | 45,553.00  |
| Bill                                        | 03/31/2022 | 2558 |     | HCEC                     | Original Agreement        | 45,553.00  |
| Bill                                        | 04/30/2022 | 2588 |     | HCEC                     | Original Agreement        | 45,553.00  |
| Bill                                        | 05/31/2022 | 2608 |     | HCEC                     | Original Agreement        | 45,553.00  |
| Bill                                        | 06/30/2022 | 2620 |     | HCEC                     | Original Agreement        | 45,553.00  |
| Bill                                        | 07/31/2022 | 2639 |     | HCEC                     | Original Agreement        | 45,553.00  |
| Bill                                        | 08/31/2022 | 2657 |     | HCEC                     | Original Agreement        | 45,553.00  |
| Bill                                        | 09/30/2022 | 2671 |     | HCEC                     | Original Agreement        | 45,553.00  |
| Total 41200 · HCEC Property Lease Revenue   |            |      |     |                          |                           | 409,977.00 |
| Total 41000 · Service Revenue               |            |      |     |                          |                           | 472,977.00 |
| <b>42000 · Tax Revenues</b>                 |            |      |     |                          |                           |            |
| <b>42100 · Penalty &amp; Interest</b>       |            |      |     |                          |                           |            |
| Deposit                                     | 01/12/2022 |      |     | Harris County Tax Office | Deliquent P&I             | 1,692.09   |
| Deposit                                     | 01/14/2022 |      |     | Harris County Tax Office | Deliquent P&I             | 3,011.67   |
| Deposit                                     | 01/20/2022 |      |     | Harris County Tax Office | Deliquent P&I             | 1,847.75   |
| Deposit                                     | 01/24/2022 |      |     | Harris County Tax Office | Deliquent P&I             | 2,469.83   |
| Deposit                                     | 01/26/2022 |      |     | Harris County Tax Office | Deliquent P&I             | 985.19     |
| Deposit                                     | 01/31/2022 |      |     | Harris County Tax Office | Deliquent P&I             | 1,916.82   |
| Deposit                                     | 02/03/2022 |      |     | Harris County Tax Office | P&I                       | 0.00       |
| Deposit                                     | 02/03/2022 |      |     | Harris County Tax Office | Deliquent P&I             | 1,047.26   |
| Deposit                                     | 02/11/2022 |      |     | Harris County Tax Office | P&I                       | 0.00       |
| Deposit                                     | 02/11/2022 |      |     | Harris County Tax Office | Deliquent P&I             | 2,266.91   |
| Deposit                                     | 02/11/2022 |      |     | Harris County Tax Office | P&I                       | 0.00       |
| Deposit                                     | 02/14/2022 |      |     | Harris County Tax Office | Deliquent P&I             | 82.98      |
| Deposit                                     | 02/14/2022 |      |     | Harris County Tax Office | P&I                       | 0.00       |
| Deposit                                     | 02/15/2022 |      |     | Harris County Tax Office | Deliquent P&I             | 1,096.48   |
| Deposit                                     | 02/15/2022 |      |     | Harris County Tax Office | P&I                       | 2,469.27   |
| Deposit                                     | 02/16/2022 |      |     | Harris County Tax Office | Deliquent P&I             | 2,075.78   |
| Deposit                                     | 02/16/2022 |      |     | Harris County Tax Office | P&I                       | 2,333.72   |
| Deposit                                     | 02/24/2022 |      |     | Harris County Tax Office | Deliquent P&I             | 1,287.24   |
| Deposit                                     | 02/24/2022 |      |     | Harris County Tax Office | P&I                       | 13,019.77  |
| Deposit                                     | 02/25/2022 |      |     | Harris County Tax Office | Deliquent P&I             | 1,020.11   |
| Deposit                                     | 02/25/2022 |      |     | Harris County Tax Office | P&I                       | 2,004.58   |
| Deposit                                     | 02/28/2022 |      |     | Harris County Tax Office | Deliquent P&I             | 642.36     |
| Deposit                                     | 02/28/2022 |      |     | Harris County Tax Office | P&I                       | 3,091.79   |
| Deposit                                     | 02/28/2022 |      |     | Harris County Tax Office | Deliquent P&I             | 916.01     |
| Deposit                                     | 03/07/2022 |      |     | Harris County Tax Office | P&I                       | 3,341.33   |
| Deposit                                     | 03/07/2022 |      |     | Harris County Tax Office | Deliquent P&I             | -1,814.88  |
| Deposit                                     | 03/09/2022 |      |     | Harris County Tax Office | P&I                       | 43.00      |
| Deposit                                     | 03/09/2022 |      |     | Harris County Tax Office | Deliquent P&I             | 114.19     |
| Deposit                                     | 03/10/2022 |      |     | Harris County Tax Office | P&I                       | 7,204.17   |
| Deposit                                     | 03/10/2022 |      |     | Harris County Tax Office | Deliquent P&I             | 2,304.01   |
| Deposit                                     | 03/15/2022 |      |     | Harris County Tax Office | P&I                       | 0.00       |
| Deposit                                     | 03/15/2022 |      |     | Harris County Tax Office | Deliquent P&I             | 0.49       |
| Deposit                                     | 03/17/2022 |      |     | Harris County Tax Office | P&I                       | 2,066.05   |
| Deposit                                     | 03/17/2022 |      |     | Harris County Tax Office | Deliquent P&I             | 868.76     |
| Deposit                                     | 03/18/2022 |      |     | Harris County Tax Office | P&I                       | 2,727.99   |
| Deposit                                     | 03/18/2022 |      |     | Harris County Tax Office | Deliquent P&I             | 816.21     |
| Deposit                                     | 03/23/2022 |      |     | Harris County Tax Office | P&I                       | 2,066.45   |
| Deposit                                     | 03/23/2022 |      |     | Harris County Tax Office | Deliquent P&I             | 1,875.31   |
| Deposit                                     | 03/30/2022 |      |     | Harris County Tax Office | P&I                       | 1.10       |
| Deposit                                     | 03/30/2022 |      |     | Harris County Tax Office | Deliquent P&I             | 0.02       |
| Deposit                                     | 03/31/2022 |      |     | Harris County Tax Office | P&I                       | 4,739.18   |
| Deposit                                     | 03/31/2022 |      |     | Harris County Tax Office | Deliquent P&I             | 3,071.71   |
| Deposit                                     | 04/07/2022 |      |     | Harris County Tax Office | P&I                       | 4,084.43   |
| Deposit                                     | 04/07/2022 |      |     | Harris County Tax Office | Deliquent P&I             | 1,516.38   |
| Deposit                                     | 04/08/2022 |      |     | Harris County Tax Office | P&I                       | 107.93     |
| Deposit                                     | 04/08/2022 |      |     | Harris County Tax Office | Deliquent P&I             | 135.83     |
| Deposit                                     | 04/11/2022 |      |     | Harris County Tax Office | P&I                       | 6,503.47   |

No assurance is provided on these financial statements

1:31 PM

10/24/22

Accrual Basis

**Harris County ESD No. 1 - GOF  
Profit & Loss Detail  
January through September 2022**

| Type                                           | Date       | Num | Adj | Name                                 | Memo          | Amount       |
|------------------------------------------------|------------|-----|-----|--------------------------------------|---------------|--------------|
| Deposit                                        | 04/11/2022 |     |     | Harris County Tax Office             | Deliquent P&I | 3,255.93     |
| Deposit                                        | 04/22/2022 |     |     | Harris County Tax Office             | P&I           | 4,349.55     |
| Deposit                                        | 04/22/2022 |     |     | Harris County Tax Office             | Deliquent P&I | 3,518.60     |
| Deposit                                        | 04/28/2022 |     |     | Harris County Tax Office             | P&I           | 2,132.21     |
| Deposit                                        | 04/28/2022 |     |     | Harris County Tax Office             | Deliquent P&I | 892.11       |
| Deposit                                        | 05/05/2022 |     |     | Harris County Tax Office             | P&I           | 3,034.64     |
| Deposit                                        | 05/05/2022 |     |     | Harris County Tax Office             | Deliquent P&I | 1,191.48     |
| Deposit                                        | 05/06/2022 |     |     | Harris County Tax Office             | P&I           | 40.31        |
| Deposit                                        | 05/06/2022 |     |     | Harris County Tax Office             | Deliquent P&I | 69.32        |
| Deposit                                        | 05/11/2022 |     |     | Harris County Tax Office             | P&I           | 5,156.97     |
| Deposit                                        | 05/11/2022 |     |     | Harris County Tax Office             | Deliquent P&I | 1,524.02     |
| Deposit                                        | 05/16/2022 |     |     | Harris County Tax Office             | P&I           | 1,553.07     |
| Deposit                                        | 05/16/2022 |     |     | Harris County Tax Office             | Deliquent P&I | 5,628.63     |
| Deposit                                        | 05/19/2022 |     |     | Harris County Tax Office             | P&I           | 750.93       |
| Deposit                                        | 05/19/2022 |     |     | Harris County Tax Office             | Deliquent P&I | 379.90       |
| Deposit                                        | 05/25/2022 |     |     | Harris County Tax Office             | P&I           | 3,518.26     |
| Deposit                                        | 05/25/2022 |     |     | Harris County Tax Office             | Deliquent P&I | 707.17       |
| Deposit                                        | 05/31/2022 |     |     | Harris County Tax Office             | P&I           | 1,429.80     |
| Deposit                                        | 05/31/2022 |     |     | Harris County Tax Office             | Deliquent P&I | 916.31       |
| Deposit                                        | 06/03/2022 |     |     | Harris County Tax Office             | P&I           | 1,738.66     |
| Deposit                                        | 06/03/2022 |     |     | Harris County Tax Office             | Deliquent P&I | 1,731.19     |
| Deposit                                        | 06/06/2022 |     |     | Harris County Tax Office             | P&I           | 129.00       |
| Deposit                                        | 06/06/2022 |     |     | Harris County Tax Office             | Deliquent P&I | 34.24        |
| Deposit                                        | 06/09/2022 |     |     | Harris County Tax Office             | P&I           | 8,034.44     |
| Deposit                                        | 06/09/2022 |     |     | Harris County Tax Office             | Deliquent P&I | 1,559.12     |
| Deposit                                        | 06/14/2022 |     |     | Harris County Tax Office             | P&I           | 2,703.11     |
| Deposit                                        | 06/14/2022 |     |     | Harris County Tax Office             | Deliquent P&I | 6,408.50     |
| Deposit                                        | 06/21/2022 |     |     | Harris County Tax Office             | P&I           | 1,961.10     |
| Deposit                                        | 06/21/2022 |     |     | Harris County Tax Office             | Deliquent P&I | 1,052.40     |
| Deposit                                        | 07/05/2022 |     |     | Harris County Tax Office             | P&I           | 6,968.60     |
| Deposit                                        | 07/05/2022 |     |     | Harris County Tax Office             | Deliquent P&I | 5,690.02     |
| Deposit                                        | 07/06/2022 |     |     | Harris County Tax Office             | P&I           | 90.53        |
| Deposit                                        | 07/06/2022 |     |     | Harris County Tax Office             | Deliquent P&I | 214.30       |
| Deposit                                        | 08/01/2022 |     |     | Harris County Tax Office             | Deliquent P&I | 2,076.26     |
| Deposit                                        | 08/05/2022 |     |     | Harris County Tax Office             | Deliquent P&I | 16,074.51    |
| Deposit                                        | 08/08/2022 |     |     | Harris County Tax Office             | Deliquent P&I | 56.12        |
| Deposit                                        | 08/10/2022 |     |     | Harris County Tax Office             | Deliquent P&I | 8,620.35     |
| Deposit                                        | 08/16/2022 |     |     | Harris County Tax Office             | Deliquent P&I | 3,041.75     |
| Deposit                                        | 08/23/2022 |     |     | Harris County Tax Office             | Deliquent P&I | 3,265.03     |
| Deposit                                        | 09/06/2022 |     |     | Harris County Tax Office             | P&I           |              |
| Deposit                                        | 09/06/2022 |     |     | Harris County Tax Office             | Deliquent P&I | 6,163.95     |
| Deposit                                        | 09/07/2022 |     |     | Harris County Tax Office             | P&I           |              |
| Deposit                                        | 09/07/2022 |     |     | Harris County Tax Office             | Deliquent P&I | 349.71       |
| Deposit                                        | 09/09/2022 |     |     | Harris County Tax Office             | P&I           |              |
| Deposit                                        | 09/09/2022 |     |     | Harris County Tax Office             | Deliquent P&I | 5,399.80     |
| Deposit                                        | 09/16/2022 |     |     | Harris County Tax Office             | P&I           |              |
| Deposit                                        | 09/16/2022 |     |     | Harris County Tax Office             | Deliquent P&I | 2,266.57     |
| Total 42100 - Penalty & Interest               |            |     |     |                                      |               | 212,729.21   |
| <b>42300 - Tax Revenue</b>                     |            |     |     |                                      |               |              |
| Deposit                                        | 01/12/2022 |     |     | Harris County Tax Office             | Current Levy  | 1,405,770.10 |
| Deposit                                        | 01/14/2022 |     |     | Harris County Tax Office             | Current Levy  | 537,019.53   |
| Deposit                                        | 01/20/2022 |     |     | Harris County Tax Office             | Current Levy  | 878,346.80   |
| Deposit                                        | 01/24/2022 |     |     | Harris County Tax Office             | Current Levy  | 577,403.44   |
| Deposit                                        | 01/26/2022 |     |     | Harris County Tax Office             | Current Levy  | 683,910.87   |
| Deposit                                        | 01/31/2022 |     |     | Harris County Tax Office             | Current Levy  | 43,967.34    |
| Deposit                                        | 01/31/2022 |     |     | Harris County Tax Office             | Current Levy  | 1,130,669.03 |
| Total 42300 - Tax Revenue                      |            |     |     |                                      |               | 5,257,087.11 |
| Total 42000 - Tax Revenues                     |            |     |     |                                      |               | 5,469,816.32 |
| <b>43000 - Other Income</b>                    |            |     |     |                                      |               |              |
| <b>43200 - Donations &amp; Contributions</b>   |            |     |     |                                      |               |              |
| Deposit                                        | 03/24/2022 |     |     | Harris County Utility District No 15 | Deposit       | 748.34       |
| Deposit                                        | 03/24/2022 |     |     | Harris County Utility District No 15 | Deposit       | 826.94       |
| Deposit                                        | 04/22/2022 | DEP |     |                                      | Deposit       | 1,592.62     |
| Deposit                                        | 04/22/2022 | DEP |     |                                      | Deposit       | 808.98       |
| Deposit                                        | 07/14/2022 |     |     | Harris County Utility District No 15 | Deposit       | 750.39       |
| Deposit                                        | 07/14/2022 |     |     | Harris County Utility District No 15 | Deposit       | 810.98       |
| Deposit                                        | 07/14/2022 |     |     | Harris County Utility District No 15 | Deposit       | 765.86       |
| Deposit                                        | 08/01/2022 |     |     | Harris County Utility District No 15 | Deposit       | 2,191.16     |
| Deposit                                        | 09/19/2022 |     |     |                                      | Deposit       | 800.13       |
| Deposit                                        | 09/19/2022 |     |     |                                      | Deposit       | 834.98       |
| Total 43200 - Donations & Contributions        |            |     |     |                                      |               | 10,130.38    |
| <b>43700 - Interest Earned on Temp. Invest</b> |            |     |     |                                      |               |              |
| Deposit                                        | 01/31/2022 |     |     |                                      | Interest      | 0.04         |

No assurance is provided on these financial statements

**Harris County ESD No. 1 - GOF**  
**Profit & Loss Detail**  
 January through September 2022

| Type                                           | Date       | Num          | Adj | Name                     | Memo                                         | Amount       |
|------------------------------------------------|------------|--------------|-----|--------------------------|----------------------------------------------|--------------|
| Deposit                                        | 01/31/2022 |              |     |                          | Interest                                     | 4,111.68     |
| Deposit                                        | 02/28/2022 |              |     |                          | Interest                                     | 4,979.25     |
| Deposit                                        | 02/28/2022 |              |     |                          | Interest                                     | 0.05         |
| Deposit                                        | 03/31/2022 |              |     |                          | Interest                                     | 0.38         |
| Deposit                                        | 03/31/2022 |              |     |                          | Interest                                     | 5,573.89     |
| Deposit                                        | 04/30/2022 |              |     |                          | Interest                                     | 5,108.51     |
| Deposit                                        | 04/30/2022 |              |     |                          | Interest                                     | 0.70         |
| Deposit                                        | 05/31/2022 |              |     |                          | Interest                                     | 8,479.79     |
| Deposit                                        | 05/31/2022 |              |     |                          | Interest                                     | 1,189.58     |
| Deposit                                        | 06/30/2022 |              |     |                          | Interest                                     | 18,269.73    |
| Deposit                                        | 06/30/2022 |              |     |                          | Interest                                     | 639.63       |
| Deposit                                        | 07/31/2022 |              |     |                          | Interest                                     | 27,288.00    |
| Deposit                                        | 07/31/2022 |              |     |                          | Interest                                     | 386.62       |
| Deposit                                        | 08/31/2022 |              |     |                          | Interest                                     | 602.63       |
| Deposit                                        | 08/31/2022 |              |     |                          | Interest                                     | 35,007.72    |
| Deposit                                        | 09/30/2022 |              |     |                          | Interest                                     | 37,163.81    |
| Deposit                                        | 09/30/2022 |              |     |                          | Interest                                     | 346.04       |
| Total 43700 · Interest Earned on Temp. Invest  |            |              |     |                          |                                              | 149,148.05   |
| Total 43000 · Other Income                     |            |              |     |                          |                                              | 159,278.43   |
| Total Income                                   |            |              |     |                          |                                              | 6,102,071.75 |
| Gross Profit                                   |            |              |     |                          |                                              | 6,102,071.75 |
| <b>Expense</b>                                 |            |              |     |                          |                                              |              |
| <b>143502 · Commissions Paid from Levy</b>     |            |              |     |                          |                                              |              |
| Deposit                                        | 01/12/2022 |              |     | Harris County Tax Office | Adj                                          | 14,133.81    |
| Deposit                                        | 01/14/2022 |              |     | Harris County Tax Office | Adj                                          | 5,381.02     |
| Deposit                                        | 01/20/2022 |              |     | Harris County Tax Office | Adj                                          | 8,858.32     |
| Deposit                                        | 01/24/2022 |              |     | Harris County Tax Office | Adj                                          | 3,182.52     |
| Deposit                                        | 02/24/2022 |              |     | Harris County Tax Office | Deposit                                      | 1,592.15     |
| Deposit                                        | 02/28/2022 |              |     | Harris County Tax Office | Deposit                                      | -9,545.29    |
| Deposit                                        | 08/01/2022 |              |     | Harris County Tax Office | Adj/Fees                                     | 141.83       |
| Deposit                                        | 08/03/2022 |              |     | Harris County Tax Office | Adj/Fees                                     | -1,380.07    |
| Deposit                                        | 08/04/2022 |              |     | Harris County Tax Office | Adj/Fees                                     | -5,464.85    |
| Deposit                                        | 08/05/2022 |              |     | Harris County Tax Office | Adj/Fees                                     | 806.68       |
| Deposit                                        | 08/10/2022 |              |     | Harris County Tax Office | Adj/Fees                                     | 454.84       |
| Deposit                                        | 08/16/2022 |              |     | Harris County Tax Office | Adj/Fees                                     | 163.99       |
| Deposit                                        | 08/23/2022 |              |     | Harris County Tax Office | Adj/Fees                                     | 170.96       |
| Deposit                                        | 09/06/2022 |              |     | Harris County Tax Office | Adj./Fees                                    | 182.27       |
| Deposit                                        | 09/09/2022 |              |     | Harris County Tax Office | Adj./Fees                                    | 209.70       |
| Deposit                                        | 09/16/2022 |              |     | Harris County Tax Office | Adj./Fees                                    | 116.09       |
| Total 143502 · Commissions Paid from Levy      |            |              |     |                          |                                              | 19,003.97    |
| <b>50000 · Commissioner Salaries and Wages</b> |            |              |     |                          |                                              |              |
| <b>50250 · Commissioner Reimbursement</b>      |            |              |     |                          |                                              |              |
| Bill                                           | 01/18/2022 | Jan 22 R...  |     | Fred A Scibuola          | Jan 2022 Reimbursement                       | 600.00       |
| Bill                                           | 02/21/2022 | Feb 22 R...  |     | Fred A Scibuola          | Feb 2022 Reimbursement                       | 600.00       |
| Bill                                           | 02/22/2022 | Reim Fe...   |     | Shirley Reed             | Reimbursement Request Jan 5 - Feb 22, ...    | 1,050.00     |
| Bill                                           | 03/14/2022 | Reim Ma...   |     | Shirley Reed             | Reimbursement Request Feb 23 - Mar 14...     | 450.00       |
| Bill                                           | 03/15/2022 | March 1...   |     | Fred A Scibuola          | Mar 2022 Reimbursement                       | 600.00       |
| Bill                                           | 03/31/2022 | April 12 ... |     | Fred A Scibuola          | Apr 2022 Reimbursement                       | 600.00       |
| Bill                                           | 05/19/2022 | May 19 ...   |     | Fred A Scibuola          | May 2022 Reimbursement                       | 600.00       |
| Bill                                           | 05/31/2022 | 2022 Rel...  |     | Cathy Sunday_            | Commissioner Reimbursement 2022              | 7,000.00     |
| Bill                                           | 06/11/2022 | June 19 ...  |     | Fred A Scibuola          | June 2022 Reimbursement                      | 600.00       |
| Bill                                           | 07/21/2022 | Reim Jul...  |     | Shirley Reed             | Reimbursement Request Mar 21 - Apr 25,...    | 900.00       |
| Bill                                           | 07/22/2022 | July 15 ...  |     | Fred A Scibuola          | July 2022 Reimbursement                      | 600.00       |
| Bill                                           | 08/23/2022 | Aug 23 ...   |     | Fred A Scibuola          | August 2022 Reimbursement                    | 600.00       |
| Bill                                           | 08/26/2022 | Reimb J...   |     | Shirley Reed             | Reimbursement Request May 16 - June 2...     | 1,200.00     |
| Bill                                           | 09/15/2022 | Reimb S...   |     | Shirley Reed             | Reimbursement Request July 19 - Sept 1...    | 900.00       |
| Bill                                           | 09/20/2022 | Sept 20 ...  |     | Fred A Scibuola          | September 2022 Reimbursement                 | 600.00       |
| Total 50250 · Commissioner Reimbursement       |            |              |     |                          |                                              | 16,900.00    |
| Total 50000 · Commissioner Salaries and Wages  |            |              |     |                          |                                              | 16,900.00    |
| <b>51000 · HCEC Program Expense</b>            |            |              |     |                          |                                              |              |
| <b>51100 · HCEC Contract Expense</b>           |            |              |     |                          |                                              |              |
| Bill                                           | 01/31/2022 | 2513         |     | HCEC                     | Rate change to \$984.21 @ 2034 trips (les... | 1,658,934.00 |
| Bill                                           | 02/28/2022 | 2534         |     | HCEC                     | Rate change to \$984.21 @ 1866 trips (les... | 1,438,665.00 |
| Bill                                           | 03/31/2022 | 2558         |     | HCEC                     | Rate Change to \$984.21 @ 1885 Trips les...  | 1,300,943.00 |
| Bill                                           | 04/30/2022 | 2588         |     | HCEC                     | Rate Change to \$984.21 @ 1991 Trips les...  | 1,552,733.00 |
| Bill                                           | 05/31/2022 | 2608         |     | HCEC                     | Rate Change to \$984.21 @ 2164 Trips les...  | 1,723,253.00 |
| Bill                                           | 06/30/2022 | 2620         |     | HCEC                     | Rate Change to \$984.21 @ 2130 Trips les...  | 1,708,048.00 |
| Bill                                           | 07/31/2022 | 2639         |     | HCEC                     | Rate Change to \$984.21 @ 2270 Trips les...  | 1,822,912.00 |
| Bill                                           | 08/31/2022 | 2657         |     | HCEC                     | Rate Change to \$984.21 @ 2181 Trips les...  | 1,535,609.00 |
| Bill                                           | 09/30/2022 | 2671         |     | HCEC                     | Rate \$984.21 @ 2129 Trips less (\$459,692)  | 1,635,691.00 |

**Harris County ESD No. 1 - GOF**  
**Profit & Loss Detail**  
 January through September 2022

| Type                                     | Date       | Num        | Adj | Name                           | Memo                                       | Amount        |
|------------------------------------------|------------|------------|-----|--------------------------------|--------------------------------------------|---------------|
| Total 51100 · HCEC Contract Expense      |            |            |     |                                |                                            | 14,376,788.00 |
| Total 51000 · HCEC Program Expense       |            |            |     |                                |                                            | 14,376,788.00 |
| <b>52000 · Contract Services (DNU)</b>   |            |            |     |                                |                                            |               |
| <b>52100 · Accounting Fees</b>           |            |            |     |                                |                                            |               |
| Bill                                     | 01/31/2022 | 2288       |     | The Morton Accounting Services | Jan CPA Services                           | 4,246.18      |
| Bill                                     | 02/28/2022 | 2293       |     | The Morton Accounting Services | Feb CPA Services                           | 3,974.55      |
| Bill                                     | 03/31/2022 | 2304       |     | The Morton Accounting Services | Mar CPA Services                           | 4,810.77      |
| Bill                                     | 04/30/2022 | 2310       |     | The Morton Accounting Services | April CPA Services                         | 4,698.06      |
| Bill                                     | 05/31/2022 | 2315       |     | The Morton Accounting Services | May CPA Services                           | 4,208.39      |
| Bill                                     | 06/30/2022 | 2324       |     | The Morton Accounting Services | June CPA Services                          | 4,029.88      |
| Bill                                     | 07/31/2022 | 2331       |     | The Morton Accounting Services | July CPA Services                          | 3,629.34      |
| Bill                                     | 08/31/2022 | 2339       |     | The Morton Accounting Services | August CPA Services                        | 4,400.80      |
| Bill                                     | 09/30/2022 | 2342       |     | The Morton Accounting Services | August CPA Services                        | 4,180.66      |
| Total 52100 · Accounting Fees            |            |            |     |                                |                                            | 38,178.63     |
| <b>52200 · Audit Fees</b>                |            |            |     |                                |                                            |               |
| Bill                                     | 03/24/2022 | 17312679   |     | Carr Riggs & Ingram            | 2021 Audit Billing - Interim               | 15,000.00     |
| Bill                                     | 05/31/2022 | 17375612   |     | Carr Riggs & Ingram            | 2021 Audit Billing - Final                 | 3,790.00      |
| Total 52200 · Audit Fees                 |            |            |     |                                |                                            | 18,790.00     |
| <b>52300 · Legal Fees</b>                |            |            |     |                                |                                            |               |
| Bill                                     | 01/11/2022 |            |     | Caryn Papantonakis             | Legal Fees                                 | 6,000.00      |
| Bill                                     | 02/11/2022 |            |     | Caryn Papantonakis             | Legal Fees                                 | 6,000.00      |
| Bill                                     | 03/11/2022 |            |     | Caryn Papantonakis             | Legal Fees                                 | 6,000.00      |
| Bill                                     | 04/11/2022 |            |     | Caryn Papantonakis             | Legal Fees                                 | 6,000.00      |
| Bill                                     | 05/11/2022 |            |     | Caryn Papantonakis             | Legal Fees                                 | 6,000.00      |
| Bill                                     | 06/11/2022 |            |     | Caryn Papantonakis             | Legal Fees                                 | 6,000.00      |
| Bill                                     | 07/11/2022 |            |     | Caryn Papantonakis             | Legal Fees                                 | 6,000.00      |
| Bill                                     | 08/11/2022 |            |     | Caryn Papantonakis             | Legal Fees                                 | 6,000.00      |
| Bill                                     | 09/11/2022 |            |     | Caryn Papantonakis             | Legal Fees                                 | 6,000.00      |
| Total 52300 · Legal Fees                 |            |            |     |                                |                                            | 54,000.00     |
| <b>52350 · Outside Contract Services</b> |            |            |     |                                |                                            |               |
| Bill                                     | 04/30/2022 | 9221       |     | AG CM Inc.                     | Project Management Support #93 & 96 - A... | 9,110.00      |
| Bill                                     | 05/25/2022 | 58669      |     | Equitax Inc.                   | 2021 Annual Tax True Up                    | 3,200.00      |
| Bill                                     | 05/31/2022 | 9343       |     | AG CM Inc.                     | Project Management Support #93 & 96 - ...  | 13,831.40     |
| Bill                                     | 06/30/2022 | 9424       |     | AG CM Inc.                     | Project Management Support #93 & 96 - J... | 5,459.00      |
| Bill                                     | 07/31/2022 | 9510       |     | AG CM Inc.                     | Project Management Support #93 & 96 - J... | 2,683.50      |
| Bill                                     | 08/31/2022 | 9568       |     | AG CM Inc.                     | Project Management Support #93 & 96 - A... | 10,625.50     |
| Bill                                     | 09/30/2022 | 9639       |     | AG CM Inc.                     | Project Management Support #93 & 96 - S... | 6,180.50      |
| Total 52350 · Outside Contract Services  |            |            |     |                                |                                            | 51,089.90     |
| <b>52550 · Election Expense</b>          |            |            |     |                                |                                            |               |
| Bill                                     | 01/31/2022 | 213927     |     | Radcliffe Bobbitt Adams Polley | Legal - Election and Litigation            | 3,919.53      |
| Bill                                     | 02/28/2022 | 214102     |     | Radcliffe Bobbitt Adams Polley | Legal - Election and Litigation            | 1,304.70      |
| Bill                                     | 04/30/2022 | 214465     |     | Radcliffe Bobbitt Adams Polley | Legal - Election and Litigation            | 60.60         |
| Bill                                     | 06/14/2022 | 214717     |     | Radcliffe Bobbitt Adams Polley | Legal - Election and Litigation            | 2,629.03      |
| Bill                                     | 06/30/2022 | 214830     |     | Radcliffe Bobbitt Adams Polley | Legal - Election and Litigation            | 31.21         |
| Bill                                     | 07/31/2022 | 215066     |     | Radcliffe Bobbitt Adams Polley | Legal - Election and Litigation            | 123.36        |
| Total 52550 · Election Expense           |            |            |     |                                |                                            | 8,068.43      |
| Total 52000 · Contract Services (DNU)    |            |            |     |                                |                                            | 170,126.96    |
| <b>53000 · Operations (DNU)</b>          |            |            |     |                                |                                            |               |
| <b>53150 · Dues &amp; Subscriptions</b>  |            |            |     |                                |                                            |               |
| Bill                                     | 01/31/2022 | 13139      |     | Oak Interactive, LLC           | Monthly Website Maintenance - Jan          | 450.00        |
| Bill                                     | 02/28/2022 | 13172      |     | Oak Interactive, LLC           | Monthly Website Maintenance - Feb          | 450.00        |
| Bill                                     | 03/31/2022 | 13199      |     | Oak Interactive, LLC           | Monthly Website Maintenance - Mar          | 450.00        |
| Bill                                     | 04/30/2022 | 13228      |     | Oak Interactive, LLC           | Monthly Website Maintenance - April        | 450.00        |
| Bill                                     | 05/31/2022 | 13255      |     | Oak Interactive, LLC           | Monthly Website Maintenance - May          | 450.00        |
| Bill                                     | 06/30/2022 | 13286      |     | Oak Interactive, LLC           | Monthly Website Maintenance - June         | 450.00        |
| Bill                                     | 07/31/2022 | 13310      |     | Oak Interactive, LLC           | Monthly Website Maintenance - July         | 450.00        |
| Bill                                     | 08/31/2022 | 13341      |     | Oak Interactive, LLC           | Monthly Website Maintenance - August       | 450.00        |
| Bill                                     | 09/09/2022 | 2022 Re... |     | SAFE-D                         | Safe-D Membership Renewal                  | 1,100.00      |
| Total 53150 · Dues & Subscriptions       |            |            |     |                                |                                            | 4,700.00      |
| <b>53300 · Printing &amp; Copying</b>    |            |            |     |                                |                                            |               |
| Bill                                     | 01/31/2022 | 2288       |     | The Morton Accounting Services | Copies                                     | 6.09          |
| Bill                                     | 02/28/2022 | 2293       |     | The Morton Accounting Services | Copies                                     | 6.09          |
| Bill                                     | 03/31/2022 | 2304       |     | The Morton Accounting Services | Copies                                     | 12.18         |
| Bill                                     | 04/30/2022 | 2310       |     | The Morton Accounting Services | Copies                                     | 10.73         |
| Bill                                     | 05/31/2022 | 2315       |     | The Morton Accounting Services | Copies                                     | 5.51          |
| Bill                                     | 06/30/2022 | 2324       |     | The Morton Accounting Services | Copies                                     | 4.35          |
| Bill                                     | 07/31/2022 | 2331       |     | The Morton Accounting Services | Copies                                     | 3.48          |

1:31 PM

10/24/22

Accrual Basis

**Harris County ESD No. 1 - GOF  
Profit & Loss Detail  
January through September 2022**

| Type                                               | Date       | Num         | Adj | Name                             | Memo                                         | Amount               |
|----------------------------------------------------|------------|-------------|-----|----------------------------------|----------------------------------------------|----------------------|
| Bill                                               | 08/31/2022 | 2339        |     | The Morton Accounting Services   | Copies                                       | 6.96                 |
| Bill                                               | 09/30/2022 | 2342        |     | The Morton Accounting Services   | Copies                                       | 7.25                 |
| Total 53300 · Printing & Copying                   |            |             |     |                                  |                                              | 62.64                |
| <b>53350 · Legal Notices &amp; Filing Fees</b>     |            |             |     |                                  |                                              |                      |
| Bill                                               | 09/30/2022 | 7000722...  |     | Houston Chronicle                | Public Hearing - Main News                   | 11,746.94            |
| Total 53350 · Legal Notices & Filing Fees          |            |             |     |                                  |                                              | 11,746.94            |
| <b>53400 · Office Supplies</b>                     |            |             |     |                                  |                                              |                      |
| Bill                                               | 01/31/2022 | 2288        |     | The Morton Accounting Services   | Quickbooks software                          | 449.00               |
| Total 53400 · Office Supplies                      |            |             |     |                                  |                                              | 449.00               |
| Total 53000 · Operations (DNU)                     |            |             |     |                                  |                                              | 16,958.58            |
| <b>54000 · General and Admin Expenses</b>          |            |             |     |                                  |                                              |                      |
| <b>54150 · Insurance - Gen Liab-Err &amp; Omis</b> |            |             |     |                                  |                                              |                      |
| Bill                                               | 01/12/2022 | 2022 - 9... |     | VFIS of Texas                    | HARC0-1 Insurance Coverage - 1/1/22 to ...   | 68,346.00            |
| Total 54150 · Insurance - Gen Liab-Err & Omis      |            |             |     |                                  |                                              | 68,346.00            |
| <b>54300 · Other Costs (Contingency Funds)</b>     |            |             |     |                                  |                                              |                      |
| Bill                                               | 06/11/2022 | May/Jun ... |     | Chase Card Services              | Acct x7714                                   | 67.30                |
| Bill                                               | 08/30/2022 | Jul/Aug ... |     | Chase Card Services              | Acct x7714                                   | 78.35                |
| Total 54300 · Other Costs (Contingency Funds)      |            |             |     |                                  |                                              | 145.65               |
| <b>54400 · HCAD Qtr Expenses</b>                   |            |             |     |                                  |                                              |                      |
| Bill                                               | 02/15/2022 | PSI2200...  |     | Harris County Appraisal District | 2nd Qtr Quarter 2022 Assessment              | 35,989.00            |
| Bill                                               | 05/17/2022 | PSI2200...  |     | Harris County Appraisal District | 3rd Qtr Quarter 2022 Assessment              | 36,189.00            |
| Bill                                               | 07/31/2022 | PSI2200...  |     | Harris County Appraisal District | 4th Qtr Quarter 2022 Assessment              | 36,629.00            |
| Total 54400 · HCAD Qtr Expenses                    |            |             |     |                                  |                                              | 108,807.00           |
| Total 54000 · General and Admin Expenses           |            |             |     |                                  |                                              | 177,298.65           |
| <b>60000 · Interest Expense</b>                    |            |             |     |                                  |                                              |                      |
| Bill                                               | 05/16/2022 | Loan Pa...  |     | JPMorgan Chase Bank NA           | Payment for Loan - \$6,251,874.51 (confir... | 43,763.12            |
| Total 60000 · Interest Expense                     |            |             |     |                                  |                                              | 43,763.12            |
| Total Expense                                      |            |             |     |                                  |                                              | 14,820,839.28        |
| Net Ordinary Income                                |            |             |     |                                  |                                              | -8,718,767.53        |
| <b>Net Income</b>                                  |            |             |     |                                  |                                              | <b>-8,718,767.53</b> |



Alpha Testing, LLC  
 2209 Wisconsin St.  
 Dallas, TX 75229  
 (972)620-8911

**Project Name:** Station 93  
 7710 Fallbrook Drive  
 Houston, Texas

**Client:** AG|CM, Inc. - Houston  
 ATTN: Eli Washington  
 3200 Wilcrest Drive, Suite 100  
 Houston, TX 77042  
 (713) 316-4506

**Invoice No:** 226150  
**Invoice Date:** 9/20/2022  
**Project Mgr:** Jeremy Honeycutt

**Customer P.O. No:** 22-012P #1      **Project No:** N222154      **Items through:** 9/20/2022      **Terms:** NET 30

| Quantity | Description of work                   | Report Date | Report # | Unit Price | Per | Extension  |
|----------|---------------------------------------|-------------|----------|------------|-----|------------|
| 1.00     | Phase I Environmental Site Assessment | 9/20/2022   | 1        | \$3,800.00 | LS  | \$3,800.00 |

|                      |            |
|----------------------|------------|
| Estimated Budget:    | \$3,800.00 |
| Previously Invoiced: | \$0.00     |
| Total This Invoice:  | \$3,800.00 |
| Remaining Budget:    | \$0.00     |

**Pay this Invoice Total:      \$3,800.00**

**PLEASE REMIT ALL PAYMENTS TO THE CORPORATE OFFICE:**

Alpha Testing, LLC  
 Attn: Accounts Receivable  
 2209 Wisconsin Street  
 Dallas, Texas 75229

*For any questions concerning this invoice, please contact our project manager for clarification.*



AG|CM, Inc.  
 P.O. Box 2682  
 Corpus Christi, TX 78403  
 361-882-0469

Harris County ESD #1  
 Attn: Jeremy Hyde  
 2800 Aldine Bender Rd.  
 Houston, TX 77032

Invoice number 9639  
 Date 10/01/2022

Project **22-012P Harris County ESD 1 Stations  
 93 and 96**

Billing Period 09/01/2022 - 09/30/2022

**Invoice Summary**

| Description                       | Contract Amount | Total Billed | Prior Billed | Current Billed | Remaining  | Percent Complete |
|-----------------------------------|-----------------|--------------|--------------|----------------|------------|------------------|
| <b>PROJECT MANAGEMENT SUPPORT</b> | 259,140.00      | 47,889.90    | 41,709.40    | 6,180.50       | 211,250.10 | 18.48            |
| <b>Total</b>                      | 259,140.00      | 47,889.90    | 41,709.40    | 6,180.50       | 211,250.10 | 18.48            |

**Professional Fees**

|                                   | Hours | Rate   | Billed Amount |
|-----------------------------------|-------|--------|---------------|
| Design Manager - AIA              |       |        |               |
| Paul E. Kullman                   | 9.50  | 155.00 | 1,472.50      |
| Project Manager                   |       |        |               |
| Elijah L. Washington              | 4.00  | 132.00 | 528.00        |
| <b>Professional Fees subtotal</b> | 13.50 |        | 2,000.50      |

**Professional Fees**

|                      | Units | Rate     | Billed Amount   |
|----------------------|-------|----------|-----------------|
| Other Consultant     |       |          |                 |
| Alpha Testing, LLC   | 1.00  | 4,180.00 | 4,180.00        |
| <b>Invoice total</b> |       |          | <b>6,180.50</b> |

**Aging Summary**

| Invoice Number | Invoice Date | Outstanding | Current  | Over 30 | Over 60 | Over 90 | Over 120 |
|----------------|--------------|-------------|----------|---------|---------|---------|----------|
| 9639           | 10/01/2022   | 6,180.50    | 6,180.50 |         |         |         |          |
| <b>Total</b>   |              | 6,180.50    | 6,180.50 | 0.00    | 0.00    | 0.00    | 0.00     |



Approved by:

Christopher L. Majors  
Vice President of East & South Regions

**NOTE:**

*Please send all accounts receivable correspondent to [ar@agcm.com](mailto:ar@agcm.com).*

**IMPORTANT PAYMENT INFORMATION:**

*Please call to verify any changes to our ACH information at 361-882-0469 ext 311 or 361-215-1533 (Brenda Brewer's cell) prior to making the changes.*

**REMIT PAYMENT TO:**

AG|CM, Inc.  
P.O. Box 2682  
Corpus Christi, TX 78403

**Invoice Supporting Detail**

22-012P Harris County ESD 1 Stations 93 and 96  
 PROJECT MANAGEMENT SUPPORT  
 Preconstruction & Design

Phase Status: Active

Billing Cutoff: 09/30/2022

| Date | Units | Rate | Amount |
|------|-------|------|--------|
|------|-------|------|--------|

**Labor** WIP Status: Billable

Design Manager - AIA

Paul E. Kullman

Billable Time 09/01/2022 1.00 155.00 155.00

*Project Coordination*

Billable Time 09/02/2022 0.50 155.00 77.50

*Project Coordination*

Billable Time 09/15/2022 4.00 155.00 620.00

*SD Design Review and Special Board Meeting.*

Billable Time 09/20/2022 1.00 155.00 155.00

*Project Coordination*

Billable Time 09/21/2022 0.50 155.00 77.50

*Project Coordination*

Billable Time 09/23/2022 1.00 155.00 155.00

*Project Coordination*

Billable Time 09/27/2022 1.50 155.00 232.50

*Board Meeting - Call in*

Subtotal 9.50 1,472.50

Project Manager

Elijah L. Washington

Billable Time 09/15/2022 4.00 132.00 528.00

*Attended building committee meeting with HCESD officials to approve schematic design*

Subtotal 4.00 528.00

Labor total 13.50 2,000.50

**PROJECT MANAGEMENT SUPPORT  
 Construction Phase**

Phase Status: Work Hold

Billing Cutoff: 09/30/2022

| Date | Units | Rate | Amount |
|------|-------|------|--------|
|------|-------|------|--------|

WIP Status:

Subtotal 0.00

total 0.00

**PROJECT MANAGEMENT SUPPORT  
 Survey Service at 1.10**

Phase Status: Active

Billing Cutoff: 09/30/2022

| Date | Units | Rate | Amount |
|------|-------|------|--------|
|------|-------|------|--------|

**Consultant** WIP Status: Billable

Alpha Testing, LLC

Other Consultant 09/20/2022 1.00 4,180.00 4,180.00

Subtotal 1.00 4,180.00

Consultant total 1.00 4,180.00

---

**Invoice Supporting Detail**

**22-012P Harris County ESD 1 Stations 93 and 96**

---

Invoice Summary

|              | Contract          | Billed           | %         | Remaining         | %         |
|--------------|-------------------|------------------|-----------|-------------------|-----------|
| Labor        | 259,140.00        | 23,429.00        | 9         | 235,711.00        | 91        |
| Expense      |                   | 1,759.10         |           | -1,759.10         |           |
| Consultant   |                   | 22,701.80        |           | -22,701.80        |           |
| <b>Total</b> | <b>259,140.00</b> | <b>47,889.90</b> | <b>18</b> | <b>211,250.10</b> | <b>82</b> |

\*\*\*HISTORICAL\*\*\*

Harris County Emergency Corps  
 2800 Aldine Bender Road  
 Houston TX 77032

|         |           |
|---------|-----------|
| Invoice | 02671     |
| Date    | 9/30/2022 |
| Page    | 1         |

**Bill To:**

Harris County ESD#1  
 2800 Aldine Bender Rd  
 Houston Texas 77032

**Ship To:**

Harris County ESD#1  
 2800 Aldine Bender Rd  
 Houston Texas 77032

| Purchase Order No. |         | Customer ID | Salesperson ID   | Shipping Method                           | Payment Terms  | Req Ship Date | Master No.     |
|--------------------|---------|-------------|------------------|-------------------------------------------|----------------|---------------|----------------|
|                    |         | H0001       |                  |                                           | Due on Receipt | 9/30/2022     | 2,596          |
| Ordered            | Shipped | B/O         | Item Number      | Description                               | Discount       | Unit Price    | Ext. Price     |
| 1.00               | 1.00    | 0.00        | 911 SERVICES     | 2129 Responses x \$984.21 - IMX \$459,692 | \$0.00         | 1,635,691.00  | \$1,635,691.00 |
| 1.00               | 1.00    | 0.00        | LEASE PAYMENTS   | Lease payments to ESD1 Bldg/Eq            | \$0.00         | -\$45,553.00  | -\$45,553.00   |
| 1.00               | 1.00    | 0.00        | LEASE AMBULANCES | Lease Payments ESD1 ambulances            | \$0.00         | -\$7,000.00   | -\$7,000.00    |

|                       |                |
|-----------------------|----------------|
| <b>Subtotal</b>       | \$1,583,138.00 |
| <b>Misc</b>           | \$0.00         |
| <b>Tax</b>            | \$0.00         |
| <b>Freight</b>        | \$0.00         |
| <b>Trade Discount</b> | \$0.00         |
| <b>Total</b>          | \$1,583,138.00 |



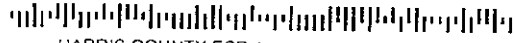
**HOUSTON CHRONICLE** ATTN: CREDIT SERVICE DEPT  
 4747 SOUTHWEST FREEWAY  
 HOUSTON, TX 77027

**HOUSTON COMMUNITY  
 NEWSPAPERS  
 & MEDIA GROUP**

**THE COURIER**  
 OF MONTGOMERY COUNTY

Return Service Requested

564300090 PRESORT BPBSC01 <>



HARRIS COUNTY ESD 1  
 MELISSA MORTON  
 2800 ALDINE BENDER RD  
 HOUSTON TX 77032-3502

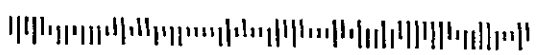
**ADVERTISING INVOICE/STATEMENT**

Advertiser/Client Number: 20014680  
 Advertiser/Client Name: HARRIS COUNTY ESD 1  
 Billed Account Number: 20014680  
 Billing Date: 09/30/22  
 Payment Terms: By 25th of Month  
 Total Amount Due: \$11,746.94  
 Amount Enclosed: \$ \_\_\_\_\_

PLEASE INCLUDE STATEMENT NUMBER 700072202  
 ON CHECK AND MAKE IT PAYABLE TO HOUSTON CHRONICLE

SEND PAYMENTS TO:

HOUSTON CHRONICLE  
 PO BOX 14484  
 DES MOINES, IA 50306-3484



334120220930200000000200146800017000722020011746941

Please detach, INCLUDE STATEMENT NUMBER IN ALL REMITTANCE and return above portion with your payment

**HOUSTON CHRONICLE**

**HOUSTON COMMUNITY  
 NEWSPAPERS  
 & MEDIA GROUP**

**THE COURIER**  
 OF MONTGOMERY COUNTY

**ADVERTISING  
 INVOICE/STATEMENT**

HOUSTON CHRONICLE  
 PO BOX 14484  
 DES MOINES, IA 50306-3484  
 TID #: 76-0556295

| Advertiser/Client Name | Adv/Client Number | Billed Acct Number | Billing Period      | Sales Rep.        | Total Amount Due |
|------------------------|-------------------|--------------------|---------------------|-------------------|------------------|
| HARRIS COUNTY ESD 1    | 20014680          | 20014680           | 09/01/22 - 09/30/22 | Notices HOU-Legal | \$11,746.94      |

| Date     | Invoice# or Transaction# | Description/Other Comments and Charges                                   | SAU Size Billed Units | Times Run Rate | Gross Amount          | Net Amount  |
|----------|--------------------------|--------------------------------------------------------------------------|-----------------------|----------------|-----------------------|-------------|
| 09/13/22 | 34226537-09132022        | HOU Chronicle AffidavitMaterial NOTICE OF PUBLIC HEARING ON TAX INCREASE | 3 x 10.50             |                | \$11,741.94<br>\$5.00 | \$11,746.94 |
| 09/21/22 | 34227994-09212022        | HOU Chronicle AffidavitMaterial public notice tax hearing                | 3 x 10.50             |                | \$11,741.94<br>\$5.00 | \$11,746.94 |

Summary of Current Activity

Lines: 0  
 Inches: 0  
 Inserts: 0  
 Gross Amount: \_\_\_\_\_

Previous Balance: (\$11,746.94)  
 Current Net Charges: \$23,493.88  
 Current Payments/Credits: \$0.00

| Current     | 30 days | 60 days | 90 days | 120 days | Unapplied Amount | Total Amount Due |
|-------------|---------|---------|---------|----------|------------------|------------------|
| \$11,746.94 | \$0.00  | \$0.00  | \$0.00  | \$0.00   | \$0.00           | \$11,746.94      |

Thank you, we value your business.

For questions regarding your bill please call 713-362-2834 or send an e-mail to HOUCONTRACTS@CHRON.COM



---

**Have you moved or changed your phone number?**

Please provide your new address or telephone number and return this portion with your payment. Your records will be updated on request.

Effective Date: \_\_\_\_\_ Account Name: \_\_\_\_\_

New Address: \_\_\_\_\_ City: \_\_\_\_\_ State: \_\_\_\_\_ Zip: \_\_\_\_\_

Contact Name: \_\_\_\_\_ Phone Number: \_\_\_\_\_

Work Number: \_\_\_\_\_ Signature: \_\_\_\_\_

Frequently Called Telephone Numbers

|                              |              |
|------------------------------|--------------|
| Classified Advertising       | 713-224-6868 |
| Classified Customer Service  | 713-224-6868 |
| Retail/National Advertising  | 713-362-3565 |
| Credit Department            | 713-362-7719 |
| Circulation Customer Service | 713-362-7211 |

Visit us online at: [www.chron.com](http://www.chron.com)

---







# Invoice

|           |           |
|-----------|-----------|
| Date      | Invoice # |
| 9/30/2022 | 2342      |

|                                                                    |
|--------------------------------------------------------------------|
| Bill To                                                            |
| Harris County ESD #1<br>2800 Aldine Bender Rd<br>Houston, TX 77032 |

|        |            |
|--------|------------|
| Terms  | Due Date   |
| Net 30 | 10/30/2022 |

| Serviced  | Description                                                                                                                                         | Hours    | Rate     | Amount   |
|-----------|-----------------------------------------------------------------------------------------------------------------------------------------------------|----------|----------|----------|
| 9/30/2022 | September CPA Services                                                                                                                              |          | 2,750.00 | 2,750.00 |
| 9/30/2022 | Additional Hours (Fixed asset management, meeting with board members for ACH approval for Prosperity, special reporting, revisit budget and revise) | 10.21898 | 140.00   | 1,430.66 |
| 9/30/2022 | Copies                                                                                                                                              | 25       | 0.29     | 7.25     |

Please Remit Payment to:  
The Morton Accounting Service  
1125 Cypress Station Dr. Bldg H-4  
Houston, TX 77090

or via the Intuit payment link in the email.

|                         |            |
|-------------------------|------------|
| <b>Total</b>            | \$4,187.91 |
| <b>Payments/Credits</b> | \$0.00     |
| <b>Balance Due</b>      | \$4,187.91 |



**APPROVED**

Document approved by Harris County ESD-1  
Board of Commissioners  
By a Majority Vote

on 10-25-22 (Date)

*Shirley Reed*  
President of ESD-1 Secretary of ESD-1

**PRODUCT PRICING SUMMARY**  
TIPS USA 210907 AUTOMOBILES  
VENDOR- DONALSON CDJR CDJR, 1305 Hwy 96 BYPASS, Silsbee TX 77656

End User: HARRIS COUNTY ESD #1 MEMBER# TX991851  
Contact: JEREMY HYDE  
Email: 281-977-3806-jhyde@hced.com  
Product Description: RAM 3500 PICK UP

Prepared by: JARROD RUNNELS  
Phone: 409-895-3858  
Email: fleetsales@outlook.com  
Date: October 24, 2022

A. Bid Item: 3500 A. Base Price: \$ 38,433.00

**B. Factory Options**

| Code | Description                       | Bid Price | Code | Description                   | Bid Price   |
|------|-----------------------------------|-----------|------|-------------------------------|-------------|
|      |                                   | \$ -      |      | 2023 RAM 3500 REGULAR CAB 4X2 | \$ 6,500.00 |
|      |                                   |           |      | 6.7L DIESEL ENGINE/AUTO TRANS | \$ -        |
|      |                                   |           |      | LONG BED                      |             |
|      |                                   |           |      | POWER WINDOWS/LOCKS/ CRUISE   |             |
|      | ORDERS PLACED THE LAST WEEK OF    |           |      | BRIGHT WHITE                  |             |
|      | THE MONTH-PRICING SUBJECT TO CHAN |           |      | 40/20/40 VINYL SEATING        |             |
|      | UNTIL ORDER IS PLACED             |           |      |                               |             |

Total of B. Published Options: \$ 6,500.00

Published Option Discount (5%) \$ (325.00)

**C. Unpublished Options**

| Description                              | Bid Price    | Options                                      | Bid Price |
|------------------------------------------|--------------|----------------------------------------------|-----------|
| ETK 6.7L I6 CUMMINS TURBO DIESEL         | \$ 12,395.00 | 2020 RAM 3500 CAB AND CHASSIS DRW 84" CA, 14 |           |
| 6-SPD AUTO TRANS AISIN TRANS             | \$ 1,600.00  | POWER WINDOWS/LOCKS                          |           |
| WLA DUAL REAR WHEELS                     | \$ -         | BRILLIANT BLACK                              |           |
| AJH POWER WINDOWS, REMOTES AND KEYLESS E | \$ 850.00    | BLACK/DIESEL GRAY 40/20/40 VINYL SEATING     |           |
| AH2 AMBULANCE PREP GROUP                 | \$ 445.00    |                                              |           |
| POWER MIRRORS                            | \$ -         | 84" CAB TO AXLE                              | \$ 200.00 |
| CLOTH CURRENTLY NOT AVAILABLE.           | \$ -         |                                              |           |
| GFD REAR SLIDING WINDOW                  | \$ 295.00    |                                              |           |

Total of C. Unpublished Options: \$ 15,785.00

- D. Floor Plan Interest (for in-stock and/or equipped vehicles): \$ -
- E. Lot Insurance (for in-stock and/or equipped vehicles): \$ -
- F. Contract Price Adjustment: \_\_\_\_\_
- G. Additional Delivery Charge: 100 miles \$ 175.00
- H. Subtotal: \$ 60,568.00
- I. Quantity Ordered 3 x H = \$ 181,704.00
- J. Trade in: \_\_\_\_\_ \$ -
- K. \_\_\_\_\_
- L. Total Purchase Price \$ 181,704.00

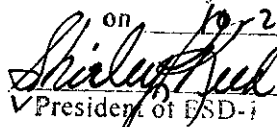
**HCESD #1**  
**Auction Items 10/25/22**


- 1) Unit 211, VIN 2B3KA43H58H138754, 2008 Dodge Charger
  
- 2) Unit 222, VIN 1GNLC2E04CR190935, 2012 Chevrolet Tahoe
  
- 3) Unit 1301, VIN 3CRWDSBL2CG300353, 2012 Dodge RAM Chassis
  
- 4) Unit 1302, VIN 3C7WDSBL1CG297784, 2012 Dodge RAM Chassis
  
- 5) Unit 1303, VIN 3C7WRSBL4DG583759, 2012 Dodge RAM Chassis
  
- 6 ~~5~~) Unit 1307, VIN 3C7WRSBL2DG583758, 2012 Dodge RAM Chassis

**APPROVED**

Document approved by Harris County ESD-1  
Board of Commissioners  
By a Majority Vote

on 10-25-22 (Date)

  
✓ President of ESD-1

  
Secretary of ESD-1



## President's Report – HCEC



### October 2022 Meeting

- HCEC responded to 2129 911 calls this month, compared to 2181 in the previous month. Our response time is 9:01.
- The Communications Center met the standards for accreditation last quarter. Congrats to the Communications team for their hard work.
- HCEC medics attended Trimester CE last week. Every credentialed medic is required to attend three internal continuing education classes to remain current with HCEC standards.
- Our IT Department performed maintenance and testing of our internal batteries that power dispatch during power interruptions.


Vehicle Accidents last month: 4-minor

Maintenance Requests last month: 20

# HCEC Activity September 2022



## Call Volume Comparison







Division 11 Harris County Emerg Corps

# 911 STATISTICS REPORT FOR PERIOD 09-01-22 to 09-30-22

10/11/2022 8:50:01 AM Page 2 of 21

| OUT OF THE CHUTE RESPONSE AVERAGES AND STATISTICS |                     |                     |                    |                        |                      |                       |
|---------------------------------------------------|---------------------|---------------------|--------------------|------------------------|----------------------|-----------------------|
| RESPONSE TYPE                                     | ASSIGNED TO ENROUTE | ASSIGNED TO ONSCENE | ENROUTE TO ONSCENE | HOSPITAL TO IN-SERVICE | AVERAGE ONSCENE TIME | AVERAGE INCIDENT TIME |
| ALS Response                                      | 00:00:57            | 00:08:50            | 00:07:52           | 00:30:14               | 00:17:22             | 00:56:37              |
| BLS Response                                      | 23:01:50            | 23:01:01            | 00:07:57           | 00:27:55               | 00:14:53             | 23:50:53              |

\* Incidents with units that enroute in district, NO mutual aid responses

| OUT OF THE CHUTE RESPONSE AVERAGES AND STATISTICS BY SHIFT |                     |                     |                    |                        |                      |                       |
|------------------------------------------------------------|---------------------|---------------------|--------------------|------------------------|----------------------|-----------------------|
| SHIFT                                                      | ASSIGNED TO ENROUTE | ASSIGNED TO ONSCENE | ENROUTE TO ONSCENE | HOSPITAL TO IN-SERVICE | AVERAGE ONSCENE TIME | AVERAGE INCIDENT TIME |
| A - Shift                                                  | 00:01:02            | 00:08:47            | 00:07:44           | 00:27:49               | 00:15:54             | 00:54:14              |
| B - Shift                                                  | 23:08:22            | 23:09:43            | 00:07:55           | 00:30:07               | 00:15:44             | 00:02:56              |
| C - Shift                                                  | 00:00:57            | 00:09:01            | 00:08:02           | 00:31:27               | 00:19:13             | 00:56:07              |
| D - Shift                                                  | 00:00:55            | 00:08:45            | 00:07:50           | 00:29:52               | 00:16:21             | 00:54:14              |

\* Incidents with units that enroute in district, NO mutual aid responses

| INCIDENT METHOD OF ALARM BY SHIFT |           |           |           |           |            |  |  |  |  |  |
|-----------------------------------|-----------|-----------|-----------|-----------|------------|--|--|--|--|--|
| ALARM                             | A - Shift | B - Shift | C - Shift | D - Shift | Total      |  |  |  |  |  |
| 911 Network                       | 46        | 36        | 48        | 48        | 178        |  |  |  |  |  |
| Alarm Company                     | 4         | 1         | 8         | 5         | 18         |  |  |  |  |  |
| Law Enforcement                   |           | 3         | 1         |           | 4          |  |  |  |  |  |
| Other (Not Listed)                |           | 1         | 1         | 1         | 3          |  |  |  |  |  |
| Other Communication Center        | 1         | 1         |           |           | 2          |  |  |  |  |  |
| Phone - Emergency                 | 3         |           | 4         |           | 7          |  |  |  |  |  |
| Phone - Non-Emergency             | 5         | 9         | 4         | 7         | 25         |  |  |  |  |  |
| Radio                             | 3         | 1         |           |           | 4          |  |  |  |  |  |
| <b>Total</b>                      | <b>62</b> | <b>52</b> | <b>66</b> | <b>61</b> | <b>241</b> |  |  |  |  |  |

\* Incidents with units that enroute in district, NO mutual aid responses

| OUT OF SERVICE SUMMARY BY UNIT |          |          |          |          |          |          |          |          |          |          |          |          |
|--------------------------------|----------|----------|----------|----------|----------|----------|----------|----------|----------|----------|----------|----------|
| OUT OF SERVICE REASON          | EMS980   | M91      | M92      | M920     | M93      | M930     | M94      | M940     | M95      | M96      | M97      | Total    |
| Administrative                 |          |          | 00:01:14 | 00:00:31 | 00:01:07 |          |          | 00:02:29 | 00:00:53 | 00:00:10 |          | 00:06:28 |
| Crew Issue                     |          | 00:00:24 |          |          |          |          |          | 00:00:15 |          |          | 00:09:04 | 00:09:45 |
| Decontamination                |          | 00:02:19 | 00:00:45 |          |          | 00:01:26 | 00:00:18 |          |          |          |          | 00:04:49 |
| Mechanical                     | 00:00:17 |          |          |          |          |          |          | 00:00:23 | 00:00:34 |          |          | 00:04:03 |
| Truck swap                     |          | 00:00:29 |          | 00:00:05 |          |          |          |          |          |          |          | 00:00:35 |
| Unspecified/Unknown Reason     |          |          |          | 00:01:40 | 00:00:01 |          |          |          |          |          |          | 00:01:41 |
| <b>Totals DD:HH:MM</b>         | 00:00:17 | 00:06:01 | 00:02:00 | 00:02:17 | 00:01:09 | 00:01:26 | 00:00:18 | 00:03:08 | 00:01:28 | 00:00:10 | 00:09:04 |          |



Division 11 Harris County Emerg Corps

# 911 STATISTICS REPORT FOR PERIOD 09-01-22 to 09-30-22

10/1/2022 8:50:01 AM Page 3 of 21

| MM:SS                                             |       | * Incidents with units that enroute in district, NO mutual aid responses |       |       |       |       |       |       |       |       |       |       |       |       |       |       |       |       |       |       |       |       |       |       |       |       |       |       |       |          |          |          |          |
|---------------------------------------------------|-------|--------------------------------------------------------------------------|-------|-------|-------|-------|-------|-------|-------|-------|-------|-------|-------|-------|-------|-------|-------|-------|-------|-------|-------|-------|-------|-------|-------|-------|-------|-------|-------|----------|----------|----------|----------|
| AVERAGE ASSIGNED TO ENROUTE RESPONSE TIME BY UNIT |       |                                                                          |       |       |       |       |       |       |       |       |       |       |       |       |       |       |       |       |       |       |       |       |       |       |       |       |       |       |       |          |          |          |          |
| UNIT                                              | 01    | 02                                                                       | 03    | 04    | 05    | 06    | 07    | 08    | 09    | 10    | 11    | 12    | 13    | 14    | 15    | 16    | 17    | 18    | 19    | 20    | 21    | 22    | 23    | 24    | 25    | 26    | 27    | 28    | 29    | 30       | Average  |          |          |
| EMS930                                            | 00:38 | 01:37                                                                    | 01:24 |       |       | 00:46 | 00:52 |       |       |       |       |       |       | 00:53 |       |       |       | 00:44 | 01:09 |       |       | 00:27 | 01:20 | 01:07 | 00:45 | 00:48 |       |       | 00:43 | 00:36    | 00:00:55 |          |          |
| EMS980                                            |       | 01:01                                                                    | 00:33 | 00:34 | 00:52 |       | 01:14 | 00:45 | 01:04 |       | 00:58 | 00:46 | 00:58 | 01:05 |       | 01:01 |       | 01:23 |       | 00:52 |       | 00:39 | 01:25 |       |       |       | 01:30 | 01:07 | 01:04 | 01:02    | 00:00:58 |          |          |
| M91                                               | 00:48 | 01:04                                                                    | 01:09 | 00:56 | 01:18 | 01:06 | 00:51 | 00:56 | 00:58 | 01:01 | 01:01 | 01:20 | 01:30 | 01:01 | 00:47 | 00:46 | 01:04 | 00:50 | 01:07 | 00:53 | 00:51 | 01:15 | 00:53 | 00:55 | 00:59 | 01:08 | 01:06 | 01:05 | 01:06 | 00:01:00 |          |          |          |
| M92                                               | 00:30 | 00:46                                                                    | 01:09 | 00:45 | 00:27 | 00:59 | 01:08 | 00:46 | 00:52 | 00:31 | 01:02 | 00:41 | 00:42 | 01:07 | 00:53 | 00:51 | 00:45 | 00:44 | 00:40 | 00:52 | 00:46 | 00:49 | 00:50 | 00:36 | 01:00 | 00:41 | 01:10 | 00:42 | 01:11 | 00:49    | 00:00:49 |          |          |
| M920                                              | 01:13 | 00:54                                                                    | 01:00 | 01:03 | 00:52 | 00:39 | 00:53 | 00:28 | 01:17 | 00:36 | 01:13 | 00:54 | 00:59 | 00:55 | 01:12 | 00:50 | 00:53 | 00:31 | 00:48 | 01:12 | 01:12 | 00:40 | 00:58 | 00:32 | 01:07 | 01:13 | 00:41 | 01:29 | 01:07 | 00:44    | 00:00:57 |          |          |
| M93                                               | 00:33 | 00:37                                                                    | 00:40 | 01:01 | 00:53 | 01:03 | 00:39 | 01:10 | 00:52 | 01:08 | 01:06 | 01:14 | 00:43 | 01:11 | 01:01 | 00:17 | 00:44 | 00:44 | 00:47 | 13:09 | 01:01 | 01:06 | 00:54 | 01:09 | 01:01 | 01:08 | 00:59 | 00:49 | 01:16 | 01:00    | 21:26:51 |          |          |
| M930                                              |       |                                                                          |       |       |       |       |       |       |       |       | 00:56 | 01:20 | 01:27 |       |       |       |       |       |       | 01:03 | 01:09 |       |       |       |       |       |       | 00:59 | 01:14 |          |          | 00:01:13 |          |
| M931                                              |       |                                                                          |       |       |       |       |       |       |       | 00:46 |       |       |       |       | 00:49 | 00:56 | 00:58 |       |       |       |       |       |       |       |       |       |       |       |       |          |          |          | 00:00:52 |
| M94                                               | 01:14 | 01:27                                                                    | 00:40 | 01:07 | 00:40 | 00:50 | 00:44 | 00:57 | 01:05 | 01:28 | 00:58 | 00:56 | 00:46 | 00:30 | 00:50 | 01:12 | 01:12 | 00:54 | 01:08 | 00:54 | 01:03 | 00:52 | 01:06 | 00:57 | 00:54 | 00:56 | 01:01 | 00:41 | 01:12 | 00:55    | 00:00:57 |          |          |
| M940                                              | 01:19 | 00:49                                                                    | 00:47 | 01:05 | 01:17 | 00:57 | 00:59 | 00:49 | 01:27 | 00:35 | 01:08 | 00:47 | 00:56 | 01:01 | 01:11 | 00:58 | 01:22 | 00:50 | 01:18 | 00:59 | 01:18 | 00:33 | 01:16 | 00:57 | 01:11 | 01:04 | 00:56 | 00:50 | 01:12 | 01:22    | 00:01:02 |          |          |
| M95                                               | 00:42 | 00:51                                                                    | 00:42 | 01:00 | 00:52 | 01:09 | 00:46 | 01:10 | 00:48 | 00:48 | 00:59 | 01:03 | 01:14 | 00:56 | 01:12 | 01:16 | 01:04 | 01:06 | 01:06 | 01:04 | 01:21 | 01:04 | 00:55 | 01:01 | 01:26 | 00:47 | 00:48 | 00:51 | 01:07 | 01:01    | 00:01:00 |          |          |
| M96                                               | 00:59 | 00:57                                                                    | 01:06 | 00:57 | 01:11 | 01:12 | 00:56 | 01:03 | 01:02 | 00:38 | 01:20 | 01:03 | 01:20 | 01:06 | 00:37 | 00:57 | 00:57 | 00:49 | 00:36 | 00:38 | 01:12 | 01:19 | 00:54 | 01:00 | 00:45 | 01:01 | 01:28 | 00:38 | 00:59 | 00:43    | 00:00:58 |          |          |
| M97                                               | 01:22 | 01:37                                                                    | 01:14 | 00:56 | 01:16 | 00:59 | 01:35 | 00:57 | 01:24 | 01:03 | 01:01 | 01:16 | 01:04 | 00:55 | 01:20 | 01:31 | 01:20 | 01:14 | 01:12 | 00:53 | 01:19 | 01:05 | 00:29 | 01:27 | 01:05 | 00:54 | 01:27 | 01:06 | 01:39 | 01:01    | 00:01:10 |          |          |
| M980                                              | 00:38 |                                                                          |       |       |       | 00:24 |       |       |       | 00:46 |       |       |       |       | 00:34 |       | 00:29 |       |       |       | 00:34 |       |       |       | 00:55 | 00:36 | 00:57 |       |       |          |          | 00:00:38 |          |
| M99                                               |       |                                                                          |       |       |       |       |       |       |       |       |       |       |       |       |       |       |       |       |       |       | 01:42 |       |       |       |       |       |       |       |       |          |          | 00:01:42 |          |

| MM:SS                                              |       | * Incidents with units that enroute in district, NO mutual aid responses |       |       |       |       |       |       |       |       |       |       |       |       |       |       |       |       |       |       |       |       |       |       |       |       |       |       |       |       |          |          |
|----------------------------------------------------|-------|--------------------------------------------------------------------------|-------|-------|-------|-------|-------|-------|-------|-------|-------|-------|-------|-------|-------|-------|-------|-------|-------|-------|-------|-------|-------|-------|-------|-------|-------|-------|-------|-------|----------|----------|
| AVERAGE ASSIGNED TO ENROUTE RESPONSE TIME BY SHIFT |       |                                                                          |       |       |       |       |       |       |       |       |       |       |       |       |       |       |       |       |       |       |       |       |       |       |       |       |       |       |       |       |          |          |
| SHIFT                                              | 01    | 02                                                                       | 03    | 04    | 05    | 06    | 07    | 08    | 09    | 10    | 11    | 12    | 13    | 14    | 15    | 16    | 17    | 18    | 19    | 20    | 21    | 22    | 23    | 24    | 25    | 26    | 27    | 28    | 29    | 30    | Average  |          |
| A - Shift                                          |       |                                                                          | 00:51 | 00:52 | 00:59 | 01:48 |       |       |       | 01:04 | 01:07 | 01:01 | 01:42 |       |       |       |       | 00:48 | 01:38 | 01:04 | 01:35 |       |       |       |       |       | 01:04 | 01:11 | 01:02 | 01:39 | 00:01:03 |          |
| B - Shift                                          |       |                                                                          |       | 00:58 | 01:03 | 00:53 | 01:25 |       |       |       |       | 00:57 | 01:10 | 00:51 | 01:27 |       |       |       |       | 31:27 | 01:17 | 00:46 | 01:30 |       |       |       |       | 00:55 | 01:39 | 00:54 | 23:01:14 |          |
| C - Shift                                          | 00:53 | 01:02                                                                    |       |       |       |       | 00:53 | 00:34 | 01:02 | 01:08 |       |       |       | 00:53 | 01:38 | 00:56 | 01:20 |       |       |       |       | 00:57 | 01:23 | 01:00 | 01:12 |       |       |       |       |       | 00:00:58 |          |
| D - Shift                                          | 00:54 | 00:56                                                                    | 01:09 |       |       |       |       |       | 00:57 | 01:13 | 00:46 | 00:59 |       |       |       | 00:52 | 01:09 | 00:49 | 01:20 |       |       |       |       | 00:52 | 00:52 | 00:55 | 00:59 |       |       |       |          | 00:00:54 |

| MM:SS                                                      |       | * Incidents with units that enroute in district, NO mutual aid responses |       |       |       |       |       |       |       |       |       |       |       |       |       |       |       |       |       |       |       |       |       |       |       |       |       |       |       |       |          |
|------------------------------------------------------------|-------|--------------------------------------------------------------------------|-------|-------|-------|-------|-------|-------|-------|-------|-------|-------|-------|-------|-------|-------|-------|-------|-------|-------|-------|-------|-------|-------|-------|-------|-------|-------|-------|-------|----------|
| AVERAGE ASSIGNED TO ENROUTE RESPONSE TIME BY RESPONSE TYPE |       |                                                                          |       |       |       |       |       |       |       |       |       |       |       |       |       |       |       |       |       |       |       |       |       |       |       |       |       |       |       |       |          |
| RESPONSE TYPE                                              | 01    | 02                                                                       | 03    | 04    | 05    | 06    | 07    | 08    | 09    | 10    | 11    | 12    | 13    | 14    | 15    | 16    | 17    | 18    | 19    | 20    | 21    | 22    | 23    | 24    | 25    | 26    | 27    | 28    | 29    | 30    | Average  |
| ALS Response                                               | 00:52 | 01:04                                                                    | 00:50 | 00:57 | 01:04 | 00:53 | 01:28 | 00:34 | 00:59 | 01:02 | 01:04 | 00:55 | 01:11 | 01:43 | 00:56 | 00:52 | 01:08 | 01:18 | 01:11 | 00:50 | 01:11 | 00:48 | 01:31 | 01:37 | 00:52 | 01:09 | 00:55 | 01:21 | 01:40 | 00:52 | 23:01:14 |
| BLS Response                                               | 01:02 | 00:58                                                                    | 01:13 | 01:01 | 01:14 | 00:53 | 01:20 | 00:42 | 01:16 | 01:32 | 01:06 | 01:14 | 00:51 | 01:02 | 02:10 | 00:51 | 01:10 | 00:51 | 00:38 | 01:55 | 00:59 | 01:36 | 01:09 | 00:00 | 01:00 | 01:18 | 00:54 | 01:11 | 01:37 | 00:58 | 00:00:54 |





Division 11 Harris County Emerg Corps

# 911 STATISTICS REPORT FOR PERIOD 09-01-22 to 09-30-22

10/1/2022 8:50:01 AM Page 4 of 21

| AVERAGE ENROUTE TO ONSCENE RESPONSE TIME BY UNIT |                                                                          |       |       |       |       |       |       |       |       |       |       |       |       |       |       |       |       |       |       |       |       |       |       |       |       |       |       |       |       |          |          |          |
|--------------------------------------------------|--------------------------------------------------------------------------|-------|-------|-------|-------|-------|-------|-------|-------|-------|-------|-------|-------|-------|-------|-------|-------|-------|-------|-------|-------|-------|-------|-------|-------|-------|-------|-------|-------|----------|----------|----------|
| MM:SS                                            | * Incidents with units that enroute in district, NO mutual aid responses |       |       |       |       |       |       |       |       |       |       |       |       |       |       |       |       |       |       |       |       |       |       |       |       |       |       |       |       |          |          |          |
| UNIT                                             | 01                                                                       | 02    | 03    | 04    | 05    | 06    | 07    | 08    | 09    | 10    | 11    | 12    | 13    | 14    | 15    | 16    | 17    | 18    | 19    | 20    | 21    | 22    | 23    | 24    | 25    | 26    | 27    | 28    | 29    | 30       | Average  |          |
| EMS930                                           | 05:36                                                                    | 06:26 | 10:30 |       |       | 06:40 | 08:05 |       |       |       |       |       | 06:37 |       |       |       |       | 05:53 | 12:39 |       |       | 06:56 | 08:33 | 12:10 | 11:10 | 08:22 |       |       | 04:39 | 07:55    | 00:08:13 |          |
| EMS980                                           |                                                                          | 15:34 | 07:53 | 08:44 | 11:02 |       | 13:39 | 11:40 | 12:35 |       | 09:47 | 10:06 | 07:48 | 09:46 |       | 07:56 |       | 08:31 |       | 10:28 |       | 07:59 | 07:48 |       |       |       | 10:35 | 09:41 | 07:19 | 09:01    | 00:09:40 |          |
| M91                                              | 07:46                                                                    | 06:26 | 04:26 | 06:12 | 10:46 | 06:55 | 08:01 | 10:20 | 06:24 | 06:24 | 06:42 | 06:31 | 09:43 | 08:05 | 05:41 | 09:17 | 06:29 | 07:33 | 07:10 | 07:48 | 05:18 | 07:11 | 11:18 | 08:00 | 08:18 | 05:43 | 10:33 | 06:45 | 08:46 | 09:27    | 00:07:33 |          |
| M92                                              | 11:07                                                                    | 06:44 | 08:00 | 07:24 | 09:38 | 07:17 | 06:01 | 09:45 | 09:09 | 05:35 | 07:07 | 08:04 | 05:43 | 07:45 | 07:25 | 07:46 | 07:13 | 06:05 | 09:16 | 06:05 | 06:32 | 06:41 | 09:36 | 06:05 | 06:08 | 08:24 | 06:05 | 04:45 | 06:48 | 07:16    | 00:07:28 |          |
| M920                                             | 09:11                                                                    | 09:49 | 07:34 | 08:24 | 08:04 | 06:58 | 05:57 | 06:40 | 06:41 | 07:03 | 08:13 | 07:43 | 06:55 | 12:39 | 08:42 | 07:36 | 05:16 | 10:24 | 14:03 | 09:07 | 08:43 | 09:55 | 10:37 | 08:03 | 05:39 | 06:24 | 09:12 | 10:18 | 09:23 | 08:35    | 00:08:23 |          |
| M93                                              | 05:50                                                                    | 06:26 | 06:26 | 06:08 | 06:38 | 06:47 | 07:06 | 08:56 | 05:48 | 05:49 | 06:30 | 07:16 | 08:13 | 06:14 | 08:55 | 08:04 | 06:15 | 07:07 | 05:58 | 06:36 | 06:55 | 06:13 | 07:48 | 07:49 | 09:48 | 06:03 | 05:58 | 08:34 | 07:49 | 00:06:57 |          |          |
| M930                                             |                                                                          |       |       |       | 07:42 |       |       |       |       |       | 07:10 | 09:50 | 06:19 |       |       |       |       |       | 03:45 | 08:01 |       |       |       |       |       |       | 10:22 | 07:44 |       |          | 00:07:28 |          |
| M931                                             |                                                                          |       |       |       |       |       |       | 08:17 |       |       | 06:08 | 03:08 |       |       | 08:22 | 06:46 | 08:34 |       |       |       |       |       |       |       |       |       |       |       |       |          |          | 00:07:07 |
| M94                                              | 06:57                                                                    | 06:26 | 06:29 | 04:47 | 07:59 | 09:11 | 06:30 | 08:56 | 07:03 | 07:30 | 02:55 | 06:22 | 05:18 | 08:15 | 07:38 | 04:51 | 03:33 | 06:02 | 05:49 | 05:37 | 05:36 | 08:30 | 09:38 | 07:40 | 07:02 | 08:21 | 06:17 | 08:06 | 06:48 | 05:27    | 00:06:45 |          |
| M940                                             | 05:31                                                                    | 07:21 | 05:03 | 05:42 | 05:51 | 05:43 | 05:09 | 07:02 | 05:33 | 07:54 | 06:02 | 06:36 | 05:37 | 06:48 | 05:40 | 11:03 | 06:10 | 06:07 | 09:45 | 05:53 | 06:23 | 12:03 | 07:25 | 05:36 | 05:32 | 06:26 | 05:36 | 05:31 | 03:58 | 05:37    | 00:06:27 |          |
| M95                                              | 08:42                                                                    | 04:10 | 08:21 | 06:48 | 06:46 | 06:32 | 08:18 | 07:42 | 08:26 | 04:39 | 05:24 | 06:48 | 10:33 | 07:15 | 07:30 | 07:40 | 08:11 | 06:19 | 07:44 | 06:36 | 06:49 | 08:16 | 09:11 | 03:27 | 08:11 | 04:43 | 06:33 | 09:04 | 05:56 | 07:52    | 00:07:08 |          |
| M96                                              | 08:16                                                                    | 05:06 | 05:34 | 08:38 | 05:47 | 09:50 | 05:30 | 08:28 | 06:12 | 05:10 | 07:31 | 05:59 | 07:26 | 07:33 | 07:07 | 05:26 | 06:21 | 06:20 | 05:32 | 07:08 | 07:17 | 08:18 | 07:10 | 05:58 | 06:37 | 07:04 | 06:18 | 07:32 | 05:26 | 05:02    | 00:06:41 |          |
| M97                                              | 05:01                                                                    | 09:14 | 08:21 | 06:04 | 05:40 | 07:01 | 05:45 | 09:21 | 07:11 | 05:06 | 07:41 | 09:11 | 06:35 | 07:21 | 06:42 | 04:30 | 06:10 | 07:51 | 05:07 | 06:22 | 07:09 | 10:59 | 06:01 | 04:43 | 05:35 | 06:28 | 05:36 | 06:46 | 09:56 | 06:39    | 00:06:46 |          |
| M980                                             | 07:04                                                                    |       |       |       |       | 07:51 |       |       |       | 06:23 |       |       |       |       | 06:44 |       | 08:39 |       |       | 08:45 |       |       |       |       | 08:38 | 08:34 | 06:09 |       |       |          | 00:07:46 |          |
| M99                                              |                                                                          |       |       |       |       |       |       |       |       |       |       |       |       |       |       |       |       |       |       | 08:51 |       |       |       |       |       |       |       |       |       |          | 00:08:51 |          |

| AVERAGE ENROUTE TO ONSCENE RESPONSE TIME BY SHIFT |                                                                          |       |       |       |       |       |       |       |       |       |       |       |       |       |       |       |       |       |       |       |       |       |       |       |       |       |       |       |       |          |          |
|---------------------------------------------------|--------------------------------------------------------------------------|-------|-------|-------|-------|-------|-------|-------|-------|-------|-------|-------|-------|-------|-------|-------|-------|-------|-------|-------|-------|-------|-------|-------|-------|-------|-------|-------|-------|----------|----------|
| MM:SS                                             | * Incidents with units that enroute in district, NO mutual aid responses |       |       |       |       |       |       |       |       |       |       |       |       |       |       |       |       |       |       |       |       |       |       |       |       |       |       |       |       |          |          |
| SHIFT                                             | 01                                                                       | 02    | 03    | 04    | 05    | 06    | 07    | 08    | 09    | 10    | 11    | 12    | 13    | 14    | 15    | 16    | 17    | 18    | 19    | 20    | 21    | 22    | 23    | 24    | 25    | 26    | 27    | 28    | 29    | 30       | Average  |
| A - Shift                                         |                                                                          |       | 07:15 | 05:20 | 07:41 | 08:45 |       |       |       |       | 07:07 | 06:03 | 07:09 | 07:16 |       |       |       |       | 07:24 | 07:44 | 06:40 | 06:57 |       |       |       |       | 07:07 | 08:32 | 07:03 | 06:31    | 00:07:07 |
| B - Shift                                         |                                                                          |       |       | 07:17 | 07:13 | 07:18 | 05:05 |       |       |       |       | 07:32 | 06:26 | 08:35 | 06:16 |       |       |       |       | 06:54 | 08:20 | 08:27 | 07:09 |       |       |       |       | 07:18 | 07:11 | 07:20    | 00:07:32 |
| C - Shift                                         | 07:56                                                                    | 06:12 |       |       |       |       | 07:10 | 10:19 | 07:20 | 04:25 |       |       |       |       | 07:05 | 06:05 | 06:39 | 08:01 |       |       |       |       | 08:35 | 05:49 | 07:10 | 06:39 |       |       |       | 00:07:20 |          |
| D - Shift                                         | 07:04                                                                    | 07:10 | 07:50 |       |       |       |       |       |       |       | 06:04 |       |       |       |       | 07:40 | 06:39 | 06:36 | 10:25 |       |       |       |       | 07:02 | 07:43 | 07:06 | 05:50 |       |       |          | 00:07:13 |

| AVERAGE ENROUTE TO ONSCENE RESPONSE TIME BY RESPONSE TYPE |                                                                          |       |       |       |       |       |       |       |       |       |       |       |       |       |       |       |       |       |       |       |       |       |       |       |       |       |       |       |       |       |          |
|-----------------------------------------------------------|--------------------------------------------------------------------------|-------|-------|-------|-------|-------|-------|-------|-------|-------|-------|-------|-------|-------|-------|-------|-------|-------|-------|-------|-------|-------|-------|-------|-------|-------|-------|-------|-------|-------|----------|
| MM:SS                                                     | * Incidents with units that enroute in district, NO mutual aid responses |       |       |       |       |       |       |       |       |       |       |       |       |       |       |       |       |       |       |       |       |       |       |       |       |       |       |       |       |       |          |
| RESPONSE TYPE                                             | 01                                                                       | 02    | 03    | 04    | 05    | 06    | 07    | 08    | 09    | 10    | 11    | 12    | 13    | 14    | 15    | 16    | 17    | 18    | 19    | 20    | 21    | 22    | 23    | 24    | 25    | 26    | 27    | 28    | 29    | 30    | Average  |
| ALS Response                                              | 07:42                                                                    | 06:33 | 06:40 | 05:02 | 07:44 | 07:03 | 05:13 | 10:01 | 07:19 | 04:29 | 06:47 | 07:44 | 06:21 | 06:48 | 07:21 | 07:33 | 06:38 | 07:58 | 10:01 | 06:26 | 07:06 | 08:33 | 07:16 | 06:48 | 07:43 | 06:30 | 06:16 | 08:49 | 07:50 | 07:19 | 00:07:32 |
| BLS Response                                              | 09:22                                                                    | 07:38 | 06:03 | 10:25 | 09:24 | 08:16 | 04:47 | 08:33 | 08:23 | 04:05 | 07:53 | 02:54 | 06:44 | 08:31 | 07:33 | 08:11 | 06:44 | 05:31 | 08:20 | 06:52 | 07:31 | 06:09 | 07:44 | 00:00 | 08:02 | 07:03 | 07:10 | 06:31 | 06:13 | 07:22 | 00:07:13 |



Division 11 Harris County Emerg Corps

# 911 STATISTICS REPORT FOR PERIOD 09-01-22 to 09-30-22

10/1/2022 8:50:01 AM Page 5 of 21

| HHMMSS |                     |                     |                    |                        |                      |                       |  | * All units assigned to a response in district that went enroute |                     |                     |                    |                        |                      |                       |  |
|--------|---------------------|---------------------|--------------------|------------------------|----------------------|-----------------------|--|------------------------------------------------------------------|---------------------|---------------------|--------------------|------------------------|----------------------|-----------------------|--|
| UNIT   | ASSIGNED TO ENROUTE | ASSIGNED TO ONSCENE | ENROUTE TO ONSCENE | HOSPITAL TO IN-SERVICE | AVERAGE ONSCENE TIME | AVERAGE INCIDENT TIME |  | UNIT                                                             | ASSIGNED TO ENROUTE | ASSIGNED TO ONSCENE | ENROUTE TO ONSCENE | HOSPITAL TO IN-SERVICE | AVERAGE ONSCENE TIME | AVERAGE INCIDENT TIME |  |
| EMS930 | 00:00:54            | 00:08:23            | 00:07:25           | 00:18:17               | 00:14:58             | 00:49:33              |  | EMS930                                                           | 00:00:54            | 00:08:23            | 00:07:25           | 00:18:17               | 00:14:58             | 00:49:33              |  |
| EMS980 | 00:00:56            | 00:09:42            | 00:08:44           | 00:27:04               | 00:16:47             | 00:46:43              |  | EMS980                                                           | 00:00:56            | 00:09:42            | 00:08:44           | 00:27:04               | 00:16:47             | 00:46:43              |  |
| M91    | 00:00:59            | 00:08:04            | 00:07:03           | 00:32:39               | 00:16:34             | 00:53:52              |  | M91                                                              | 00:00:59            | 00:08:04            | 00:07:03           | 00:32:39               | 00:16:34             | 00:53:52              |  |
| M92    | 00:00:48            | 00:08:01            | 00:07:12           | 00:25:22               | 00:14:56             | 00:49:34              |  | M92                                                              | 00:00:48            | 00:08:01            | 00:07:12           | 00:25:22               | 00:14:56             | 00:49:34              |  |
| M920   | 00:00:54            | 00:09:08            | 00:08:12           | 00:30:08               | 00:17:46             | 00:58:22              |  | M920                                                             | 00:00:54            | 00:09:08            | 00:08:12           | 00:30:08               | 00:17:46             | 00:58:22              |  |
| M93    | 21:39:17            | 21:39:20            | 00:06:42           | 00:35:51               | 00:18:42             | 22:38:31              |  | M93                                                              | 21:39:17            | 21:39:20            | 00:06:42           | 00:35:51               | 00:18:42             | 22:38:31              |  |
| M930   | 00:01:10            | 00:08:41            | 00:07:31           | 00:33:26               | 00:17:06             | 01:00:58              |  | M930                                                             | 00:01:10            | 00:08:41            | 00:07:31           | 00:33:26               | 00:17:06             | 01:00:58              |  |
| M931   | 00:00:45            | 00:07:33            | 00:06:44           | 00:32:06               | 00:16:05             | 00:54:05              |  | M931                                                             | 00:00:45            | 00:07:33            | 00:06:44           | 00:32:06               | 00:16:05             | 00:54:05              |  |
| M94    | 00:00:59            | 00:07:25            | 00:06:26           | 00:27:30               | 00:17:38             | 00:55:36              |  | M94                                                              | 00:00:59            | 00:07:25            | 00:06:26           | 00:27:30               | 00:17:38             | 00:55:36              |  |
| M940   | 00:00:59            | 00:07:33            | 00:06:33           | 00:23:24               | 00:13:18             | 00:48:31              |  | M940                                                             | 00:00:59            | 00:07:33            | 00:06:33           | 00:23:24               | 00:13:18             | 00:48:31              |  |
| M95    | 00:00:59            | 00:08:05            | 00:07:05           | 00:34:52               | 00:17:59             | 00:59:56              |  | M95                                                              | 00:00:59            | 00:08:05            | 00:07:05           | 00:34:52               | 00:17:59             | 00:59:56              |  |
| M96    | 00:00:57            | 00:07:33            | 00:06:35           | 00:34:39               | 00:18:04             | 01:01:01              |  | M96                                                              | 00:00:57            | 00:07:33            | 00:06:35           | 00:34:39               | 00:18:04             | 01:01:01              |  |
| M97    | 00:01:11            | 00:07:39            | 00:06:27           | 00:28:01               | 00:15:37             | 00:51:32              |  | M97                                                              | 00:01:11            | 00:07:39            | 00:06:27           | 00:28:01               | 00:15:37             | 00:51:32              |  |
| M980   | 00:00:40            | 00:08:11            | 00:07:31           | 00:36:11               | 00:17:18             | 00:59:35              |  | M980                                                             | 00:00:40            | 00:08:11            | 00:07:31           | 00:36:11               | 00:17:18             | 00:59:35              |  |
| M99    | 00:01:42            | 00:10:34            | 00:08:51           | 00:26:04               | 00:07:20             | 01:02:06              |  | M99                                                              | 00:01:42            | 00:10:34            | 00:08:51           | 00:26:04               | 00:07:20             | 01:02:06              |  |

| HHMMSS |                     |                     |                    |                        |                      |                       |  | * All units assigned to a response in district that went enroute |                     |                     |                    |                        |                      |                       |  |
|--------|---------------------|---------------------|--------------------|------------------------|----------------------|-----------------------|--|------------------------------------------------------------------|---------------------|---------------------|--------------------|------------------------|----------------------|-----------------------|--|
| SHIFT  | ASSIGNED TO ENROUTE | ASSIGNED TO ONSCENE | ENROUTE TO ONSCENE | HOSPITAL TO IN-SERVICE | AVERAGE ONSCENE TIME | AVERAGE INCIDENT TIME |  | SHIFT                                                            | ASSIGNED TO ENROUTE | ASSIGNED TO ONSCENE | ENROUTE TO ONSCENE | HOSPITAL TO IN-SERVICE | AVERAGE ONSCENE TIME | AVERAGE INCIDENT TIME |  |
| A      | 00:01:02            | 00:07:52            | 00:06:49           | 00:28:37               | 00:16:03             | 00:54:56              |  | A                                                                | 00:01:02            | 00:07:52            | 00:06:49           | 00:28:37               | 00:16:03             | 00:54:56              |  |
| B      | 23:06:05            | 23:10:11            | 00:07:12           | 00:30:20               | 00:15:37             | 00:01:37              |  | B                                                                | 23:06:05            | 23:10:11            | 00:07:12           | 00:30:20               | 00:15:37             | 00:01:37              |  |
| C      | 00:00:56            | 00:06:01            | 00:07:03           | 00:31:52               | 00:19:00             | 00:55:58              |  | C                                                                | 00:00:56            | 00:06:01            | 00:07:03           | 00:31:52               | 00:19:00             | 00:55:58              |  |
| D      | 00:00:55            | 00:07:52            | 00:06:57           | 00:29:46               | 00:16:23             | 00:54:41              |  | D                                                                | 00:00:55            | 00:07:52            | 00:06:57           | 00:29:46               | 00:16:23             | 00:54:41              |  |



Division 11 Harris County Emerg Corps

# 911 STATISTICS REPORT FOR PERIOD 09-01-22 to 09-30-22

10/1/2022 8:50:01 AM Page 6 of 21

| HH:MM:SS |                     | AVERAGE RESPONSE TIMES BY UNIT - OUT OF DISTRICT |                    |                        |                      |                       |                      |                       | * All units assigned to a response out of district that went enroute |  |
|----------|---------------------|--------------------------------------------------|--------------------|------------------------|----------------------|-----------------------|----------------------|-----------------------|----------------------------------------------------------------------|--|
| UNIT     | ASSIGNED TO ENROUTE | ASSIGNED TO ONSCENE                              | ENROUTE TO ONSCENE | HOSPITAL TO IN-SERVICE | AVERAGE ONSCENE TIME | AVERAGE INCIDENT TIME | AVERAGE ONSCENE TIME | AVERAGE INCIDENT TIME |                                                                      |  |
| EMS930   | 00:00:51            | 00:11:51                                         | 00:10:59           | 00:12:58               | 00:05:06             | 00:21:53              |                      |                       |                                                                      |  |
| EMS980   | 00:01:01            | 00:10:33                                         | 00:09:34           | 00:13:04               | 00:14:20             | 00:45:32              |                      |                       |                                                                      |  |
| M91      | 00:01:14            | 00:10:06                                         | 00:08:58           | 00:26:25               | 00:15:15             | 00:28:10              |                      |                       |                                                                      |  |
| M92      | 00:00:43            | 00:09:27                                         | 00:08:49           | 00:50:14               | 00:30:50             | 00:37:35              |                      |                       |                                                                      |  |
| M920     | 00:00:56            | 00:21:58                                         | 00:21:02           | 00:34:18               | 00:09:11             | 00:40:57              |                      |                       |                                                                      |  |
| M93      | 00:01:46            | 00:09:07                                         | 00:07:21           | 00:26:41               | 00:29:33             | 01:10:18              |                      |                       |                                                                      |  |
| M930     | 00:01:08            | 00:08:12                                         | 00:07:04           | 23:56:41               | 00:19:32             | 00:52:45              |                      |                       |                                                                      |  |
| M931     | 00:01:20            | 00:08:00                                         | 00:07:05           | 00:00:00               | 00:00:44             | 00:09:13              |                      |                       |                                                                      |  |
| M94      | 00:00:20            | 00:06:47                                         | 00:06:26           | 00:31:29               | 00:10:59             | 00:21:08              |                      |                       |                                                                      |  |
| M940     | 00:01:36            | 00:11:01                                         | 00:09:23           | 00:34:58               | 01:12:31             | 01:22:48              |                      |                       |                                                                      |  |
| M95      | 00:00:25            | 00:09:44                                         | 00:09:32           | 00:22:33               | 00:09:07             | 00:17:31              |                      |                       |                                                                      |  |
| M96      | 00:01:45            | 00:09:57                                         | 00:08:03           | 00:41:11               | 00:31:27             | 01:02:37              |                      |                       |                                                                      |  |
| M97      | 00:01:09            | 00:07:00                                         | 00:05:47           | 00:09:35               | 00:17:09             | 00:48:38              |                      |                       |                                                                      |  |
| M980     | 00:00:11            | 00:07:56                                         | 00:07:44           | 00:00:00               | 00:01:02             | 00:08:59              |                      |                       |                                                                      |  |

| HH:MM:SS |                     | AVERAGE RESPONSE TIMES BY SHIFT - OUT OF DISTRICT |                    |                        |                      |                       |                      |                       | * All units assigned to a response out of district that went enroute |  |
|----------|---------------------|---------------------------------------------------|--------------------|------------------------|----------------------|-----------------------|----------------------|-----------------------|----------------------------------------------------------------------|--|
| SHIFT    | ASSIGNED TO ENROUTE | ASSIGNED TO ONSCENE                               | ENROUTE TO ONSCENE | HOSPITAL TO IN-SERVICE | AVERAGE ONSCENE TIME | AVERAGE INCIDENT TIME | AVERAGE ONSCENE TIME | AVERAGE INCIDENT TIME |                                                                      |  |
| A        | 00:01:13            | 00:09:06                                          | 00:07:54           | 00:08:53               | 00:14:41             | 00:32:58              |                      |                       |                                                                      |  |
| B        | 00:01:20            | 00:11:49                                          | 00:10:29           | 00:17:18               | 00:12:20             | 00:26:23              |                      |                       |                                                                      |  |
| C        | 00:01:03            | 00:10:07                                          | 00:09:04           | 00:25:18               | 00:57:57             | 01:09:45              |                      |                       |                                                                      |  |
| D        | 00:00:42            | 00:09:17                                          | 00:08:37           | 00:33:06               | 00:10:58             | 00:28:33              |                      |                       |                                                                      |  |



Division 11 Harris County Emerg Corps

# 911 STATISTICS REPORT FOR PERIOD 09-01-22 to 09-30-22

10/1/2022 8:50:01 AM Page 7 of 21

| INCIDENT RESPONSE TOTALS BY UNIT |    |    |    |    |    |    |    |    |    |    |    |    |    |    |    |    |    |    |    |    |    |    |    |    |    |    |    |    |    |    |       |
|----------------------------------|----|----|----|----|----|----|----|----|----|----|----|----|----|----|----|----|----|----|----|----|----|----|----|----|----|----|----|----|----|----|-------|
| UNIT                             | 01 | 02 | 03 | 04 | 05 | 06 | 07 | 08 | 09 | 10 | 11 | 12 | 13 | 14 | 15 | 16 | 17 | 18 | 19 | 20 | 21 | 22 | 23 | 24 | 25 | 26 | 27 | 28 | 29 | 30 | Total |
| D90                              |    | 1  | 1  | 1  |    | 2  | 1  | 1  |    | 2  | 2  | 2  | 2  | 1  | 1  | 1  | 1  | 2  |    | 2  |    | 1  | 3  | 1  | 2  | 1  | 2  |    |    | 3  | 32    |
| D901                             | 1  |    |    |    |    |    |    |    |    |    | 1  |    |    |    | 1  |    | 2  |    |    |    |    | 1  |    |    |    |    |    |    |    | 6  |       |
| EMS930                           |    |    |    |    |    |    |    |    |    |    |    |    |    |    |    |    |    |    |    |    |    |    |    |    |    |    |    |    |    |    | 1     |
| EMS980                           |    |    |    |    |    | 1  |    |    |    |    | 1  | 1  | 2  |    |    |    |    |    | 2  | 1  |    |    | 1  |    |    | 1  |    |    |    | 6  |       |
| M92                              |    |    | 2  | 2  |    |    |    | 1  |    |    | 1  | 2  |    |    |    |    |    |    |    |    |    | 1  | 2  |    |    | 2  |    |    |    | 13 |       |
| M920                             | 1  |    |    |    |    |    |    |    |    |    |    | 1  |    |    |    |    |    |    |    |    |    | 1  |    |    | 1  |    |    |    |    | 6  |       |
| M94                              | 3  | 1  |    |    | 1  | 1  |    | 2  | 2  | 1  | 2  | 1  | 2  | 1  | 1  | 1  | 2  | 1  | 1  | 2  | 1  | 2  | 2  | 1  | 1  | 1  | 2  | 1  | 1  | 29 |       |
| M940                             |    |    | 2  | 1  | 2  | 2  | 1  | 1  |    | 1  | 2  | 2  | 1  |    |    | 2  | 2  | 1  | 1  |    |    | 2  | 2  | 2  | 1  |    | 2  | 1  | 1  | 33 |       |
| M95                              |    |    |    |    |    |    |    |    |    |    | 1  |    |    |    |    |    |    |    |    |    |    |    |    |    |    |    |    |    |    | 1  |       |
| M97                              |    |    | 1  | 1  | 2  | 2  | 1  | 1  | 1  | 4  | 1  | 1  | 2  | 1  | 2  | 1  | 3  | 2  | 1  | 2  | 2  | 3  | 2  | 1  | 1  | 1  | 2  |    |    | 37 |       |
| M980                             |    |    |    |    |    |    |    |    |    |    |    |    |    |    |    |    | 1  |    |    |    |    |    |    |    |    |    |    |    |    | 1  |       |
| Totals                           | 5  | 2  | 6  | 5  | 1  | 5  | 7  | 4  | 5  | 2  | 8  | 10 | 9  | 3  | 3  | 5  | 10 | 8  | 2  | 1  | 2  | 9  | 13 | 7  | 7  | 5  | 9  | 2  | 1  | 9  | 165   |

\* All units assigned to a response that went enroute

| INCIDENT RESPONSE TOTALS BY SHIFT |    |    |    |    |    |    |    |    |    |    |    |    |    |    |    |    |    |    |    |    |    |    |    |    |    |    |    |    |    |     |       |
|-----------------------------------|----|----|----|----|----|----|----|----|----|----|----|----|----|----|----|----|----|----|----|----|----|----|----|----|----|----|----|----|----|-----|-------|
| SHIFT                             | 01 | 02 | 03 | 04 | 05 | 06 | 07 | 08 | 09 | 10 | 11 | 12 | 13 | 14 | 15 | 16 | 17 | 18 | 19 | 20 | 21 | 22 | 23 | 24 | 25 | 26 | 27 | 28 | 29 | 30  | Total |
| A - Shift                         |    |    | 69 | 16 | 77 | 3  |    |    |    | 58 | 16 | 70 | 13 |    |    |    |    | 65 | 8  | 71 | 11 |    |    |    |    |    | 57 | 6  | 53 | 6   | 599   |
| B - Shift                         |    |    |    | 44 | 19 | 76 | 11 |    |    |    | 76 | 9  | 75 | 8  |    |    |    |    | 80 | 15 | 86 | 9  |    |    |    |    | 65 | 10 | 73 | 656 |       |
| C - Shift                         | 64 | 19 |    |    |    | 84 | 14 | 62 | 11 |    |    |    | 73 | 10 | 73 | 17 |    |    |    |    | 86 | 13 | 77 | 19 |    |    |    |    |    | 622 |       |
| D - Shift                         | 13 | 54 | 13 |    |    |    | 77 | 9  | 69 | 26 |    |    |    | 61 | 21 | 76 | 11 |    |    |    |    |    | 65 | 14 | 73 | 5  |    |    |    | 587 |       |
| Totals                            | 77 | 73 | 82 | 60 | 96 | 79 | 95 | 91 | 71 | 80 | 84 | 92 | 79 | 88 | 81 | 71 | 94 | 93 | 76 | 88 | 86 | 97 | 95 | 78 | 91 | 92 | 62 | 71 | 63 | 79  | 2,464 |

\* All units assigned to a response that went enroute





Division 11 Harris County Emerg Corps

# 911 STATISTICS REPORT FOR PERIOD 09-01-22 to 09-30-22

10/1/2022 8:50:01 AM Page 9 of 21

## NATURE SUMMARY BY UNIT

| NATURE                   | EMS930   | EMS980   | M92       | M920     | M94       | M940      | M95      | M97       | M980     | Total      |
|--------------------------|----------|----------|-----------|----------|-----------|-----------|----------|-----------|----------|------------|
| APARTMENT FIRE           |          |          |           |          | 1         |           |          | 1         |          | 1          |
| CARDIAC                  |          |          |           |          | 1         |           |          |           |          | 2          |
| CHIMNEY FIRE             |          |          |           |          | 1         |           |          |           |          | 1          |
| CHOKING                  |          |          |           |          | 1         |           |          |           |          | 2          |
| COMMERCIAL BUILDING FIRE |          |          | 1         |          |           |           |          |           |          | 3          |
| CVA NOT ALERT            |          |          |           | 1        |           |           |          | 1         |          | 2          |
| DIABETIC                 |          |          |           | 1        |           |           |          |           |          | 1          |
| FULL ARREST              |          |          |           | 1        |           |           |          | 1         |          | 5          |
| GAS LEAK/ODOR            |          |          |           | 1        |           |           |          | 1         |          | 1          |
| INJ. PARTY FROM A FALL   |          |          |           | 1        |           |           |          |           |          | 1          |
| MEDICAL CALL             | 1        |          |           | 1        |           |           |          | 1         |          | 4          |
| MOTOR VEHICLE ACCIDENT   | 1        |          |           | 1        |           |           |          | 1         |          | 37         |
| MVA AUTO PED             |          |          | 1         |          |           |           |          |           |          | 1          |
| MVA BIKE MOTORCYCLE      |          |          |           |          | 1         |           |          |           |          | 1          |
| MVA ENTRAPMENT           |          |          |           | 1        |           |           |          |           |          | 1          |
| MVA HIGH VELOCITY        |          |          | 1         |          |           |           | 1        |           |          | 3          |
| MVA ROLL OVER            |          |          | 1         |          |           |           | 1        |           |          | 5          |
| MVA WITH ENTRAPMENT      |          |          |           | 1        |           |           |          |           |          | 1          |
| MVA WITH ROLLOVER        |          |          | 1         |          |           |           |          |           |          | 1          |
| O.B.                     |          |          |           |          | 1         |           |          |           |          | 2          |
| OVERDOSE                 |          |          |           | 1        |           |           |          |           |          | 1          |
| PSYCHIATRIC              |          |          |           |          |           | 1         |          |           |          | 1          |
| RESIDENTIAL FIRE         |          |          | 1         |          |           |           |          |           | 1        | 7          |
| RESIDENTIAL FIRE MULT    |          |          |           |          | 1         |           |          | 1         |          | 1          |
| RESIDENTIAL FIRE MULTI   |          |          | 1         |          |           |           |          |           |          | 2          |
| RESPIRATORY              |          |          | 1         |          |           |           |          | 1         |          | 8          |
| SEIZURES                 |          |          |           |          | 1         |           |          | 1         |          | 3          |
| SHOOTING                 |          |          |           |          |           |           |          | 1         |          | 1          |
| SML NON DWELLING FIRE    |          |          |           | 1        |           |           |          |           |          | 1          |
| STABBING SHOOTING        |          |          |           | 1        |           |           |          |           |          | 3          |
| STRUCTURE FIRE           |          |          |           |          |           |           |          | 1         |          | 1          |
| TRAILER HOUSE FIRE       |          |          | 1         |          |           |           |          |           |          | 2          |
| UNCONSCIOUS PARTY        |          |          |           |          | 1         |           |          | 1         |          | 4          |
| VEHICLE FIRE             |          |          | 1         |          |           |           |          |           |          | 1          |
| <b>Totals</b>            | <b>1</b> | <b>5</b> | <b>11</b> | <b>4</b> | <b>25</b> | <b>29</b> | <b>1</b> | <b>34</b> | <b>1</b> | <b>111</b> |



Division 11 Harris County Emerg Corps

# 911 STATISTICS REPORT FOR PERIOD 09-01-22 to 09-30-22

10/1/2022 8:50:01 AM Page 10 of 21

## INCIDENT LOCATION BY UNIT

| LOCATION                                                                   | EWS330    | EIMS380    | M31        | M92        | M92D       | M93        | M930      | M931      | M94        | M94D       | M95        | M96        | M97        | M980      | M99      | Total        |
|----------------------------------------------------------------------------|-----------|------------|------------|------------|------------|------------|-----------|-----------|------------|------------|------------|------------|------------|-----------|----------|--------------|
| Apartment                                                                  | 1         | 4          | 17         | 11         | 15         | 16         | 5         | 2         | 37         | 36         | 18         | 24         | 9          | 4         | 1        | 200          |
| Apt/Retail/Subdivision                                                     | 4         | 10         | 25         | 10         | 11         | 15         | 2         | 4         | 20         | 11         | 22         | 24         | 5          | 3         |          | 166          |
| Arena / Stadium                                                            |           |            |            | 1          |            |            |           |           |            |            |            |            |            |           |          | 1            |
| College                                                                    |           | 1          |            |            |            |            |           |           |            |            |            |            |            |           |          | 1            |
| Cultural building                                                          |           |            |            |            |            |            |           |           |            |            |            | 1          |            |           |          | 1            |
| Dialysis Center                                                            |           |            |            | 1          |            |            |           |           |            |            |            |            |            |           |          | 1            |
| Elementary school                                                          |           |            | 2          | 1          | 1          |            |           |           |            |            | 1          |            |            |           |          | 1            |
| High school                                                                |           |            |            | 1          |            |            |           |           |            |            | 2          |            |            |           |          | 6            |
| Hospital/Clinic                                                            |           |            |            | 2          | 3          | 1          |           |           |            | 1          |            |            |            |           |          | 3            |
| Hospital/Clinic                                                            |           |            |            |            |            |            |           | 1         |            |            |            |            | 1          |           |          | 7            |
| LTAC/Rehab/Speciatty Hospital                                              |           |            |            |            |            |            |           |           |            |            |            |            |            |           |          | 2            |
| Middle school                                                              |           | 1          |            | 2          |            |            |           |           |            |            |            |            |            |           |          | 4            |
| Mobile home                                                                | 1         | 2          | 14         | 10         | 7          |            |           | 14        |            | 6          | 6          | 4          | 2          | 1         |          | 66           |
| Nursing home                                                               |           |            | 2          |            |            | 2          |           |           |            | 1          | 1          | 2          | 1          |           |          | 9            |
| Nursing Home/Asst Living/SNF                                               | 1         |            | 1          |            |            |            |           |           |            | 1          |            |            |            |           |          | 3            |
| Oil rig                                                                    |           |            | 1          |            |            |            |           |           |            |            |            |            |            |           |          | 1            |
| Other                                                                      |           | 1          | 2          | 1          | 1          | 1          |           |           | 1          |            | 1          | 2          | 2          |           |          | 12           |
| Other ambulatory health services establishments                            |           | 1          | 2          | 2          | 2          | 1          |           |           |            |            | 1          | 1          | 2          | 1         |          | 12           |
| Other paved roadways                                                       |           |            |            | 1          | 1          |            |           |           |            |            |            | 2          |            |           |          | 4            |
| Other specified industrial and construction area                           |           |            | 1          |            | 1          |            |           |           |            |            | 1          |            |            |           |          | 3            |
| Other specified public building                                            |           | 1          | 3          | 3          |            |            |           | 1         | 1          | 2          | 2          | 1          | 3          | 1         |          | 18           |
| Prison                                                                     |           |            |            |            |            |            |           |           | 1          | 1          |            |            | 6          |           |          | 8            |
| Private commercial establishments                                          | 1         | 3          | 4          | 9          | 8          | 6          | 1         | 8         | 6          | 6          | 13         | 9          |            | 1         |          | 69           |
| Private garage of single-family (private) house                            |           |            | 2          |            | 1          |            |           |           |            |            |            | 2          | 1          |           |          | 6            |
| Public administrative building                                             |           |            |            |            |            |            |           |           |            | 2          |            |            |            |           |          | 2            |
| Recreation - Stadium                                                       |           |            |            | 1          |            |            |           |           |            |            |            |            | 1          |           |          | 2            |
| Religious institution                                                      | 1         |            |            | 1          |            |            |           | 1         | 2          |            |            |            |            |           |          | 5            |
| School / Childcare Facility                                                | 1         | 1          | 1          | 2          | 3          | 2          |           | 1         | 1          |            | 2          |            |            | 1         |          | 14           |
| Service areas                                                              |           |            |            |            |            |            |           |           |            |            |            | 1          |            |           |          | 1            |
| Single-family non-institutional (private) house                            |           |            | 124        | 125        |            | 127        |           | 14        |            |            | 112        | 137        | 87         | 22        |          | 748          |
| Single-family non-institutional (private) house                            | 22        | 51         |            | 116        |            |            | 18        | 83        | 86         |            |            |            |            | 1         |          | 377          |
| Sports and athletics area as the place of occurrence of the external cause |           |            |            | 2          |            |            |           |           |            |            |            |            |            |           |          | 2            |
| Station - Walk-ins                                                         |           |            | 2          |            |            |            |           |           |            | 1          |            |            |            |           |          | 3            |
| Street and Highway                                                         | 19        | 30         |            |            |            | 33         | 2         | 18        | 25         |            |            |            | 21         | 5         |          | 153          |
| Street and highway                                                         |           |            | 33         | 28         | 27         |            |           | 2         |            |            | 17         | 17         |            |           |          | 124          |
| Unspecified non-institutional (private) residence                          |           | 1          | 12         | 9          | 8          | 16         |           | 4         | 5          | 11         | 7          | 6          | 4          |           |          | 83           |
| Unspecified residential institution                                        |           |            |            |            |            | 3          |           | 3         | 1          | 1          | 1          | 1          | 1          | 1         |          | 11           |
| Unspecified school                                                         | 1         |            |            |            |            |            |           |           |            |            |            |            |            |           |          | 1            |
| <b>Total</b>                                                               | <b>52</b> | <b>107</b> | <b>248</b> | <b>220</b> | <b>208</b> | <b>223</b> | <b>28</b> | <b>27</b> | <b>194</b> | <b>193</b> | <b>206</b> | <b>234</b> | <b>146</b> | <b>40</b> | <b>2</b> | <b>2,128</b> |



Division 11 Harris County Emerg Corps

# 911 STATISTICS REPORT FOR PERIOD 09-01-22 to 09-30-22

| LOCATION                                                                   | INCIDENT LOCATION BY SHIFT |            |            |            |              | Total |
|----------------------------------------------------------------------------|----------------------------|------------|------------|------------|--------------|-------|
|                                                                            | A - Shift                  | B - Shift  | C - Shift  | D - Shift  | Total        |       |
| Apartment                                                                  | 58                         | 54         | 41         | 47         | 200          |       |
| Ap/Retail/SubDivision                                                      | 32                         | 44         | 43         | 47         | 166          |       |
| Arena / Stadium                                                            | 1                          |            |            |            | 1            |       |
| College                                                                    |                            |            | 1          |            | 1            |       |
| Cultural building                                                          |                            |            | 1          |            | 1            |       |
| Dialysis Center                                                            |                            |            |            | 1          | 1            |       |
| Elementary school                                                          |                            | 2          | 3          |            | 5            |       |
| High school                                                                | 1                          | 2          |            |            | 3            |       |
| Hospital/Clinic                                                            | 3                          | 1          | 1          | 2          | 7            |       |
| LTAC/Rehab/Specialty Hospital                                              |                            |            | 2          |            | 2            |       |
| Middle school                                                              |                            | 1          |            |            | 1            |       |
| Mobile home                                                                | 17                         | 20         | 12         | 17         | 66           |       |
| Nursing home                                                               | 2                          | 2          | 4          | 1          | 9            |       |
| Nursing Home/Asst Living/SNF                                               |                            | 2          | 1          |            | 3            |       |
| Oil rig                                                                    |                            | 1          |            |            | 1            |       |
| Other                                                                      | 5                          | 4          | 2          | 1          | 12           |       |
| Other ambulatory health services establishments                            | 7                          | 3          | 2          |            | 12           |       |
| Other paved roadways                                                       | 2                          | 1          | 1          |            | 4            |       |
| Other specified industrial and construction area                           |                            | 1          |            | 2          | 3            |       |
| Other specified public building                                            | 6                          | 5          |            | 7          | 18           |       |
| Prison                                                                     |                            | 4          | 2          | 2          | 8            |       |
| Private commercial establishments                                          | 14                         | 21         | 23         | 11         | 69           |       |
| Private garage of single-family (private) house                            | 2                          | 1          | 3          |            | 6            |       |
| Public administrative building                                             |                            | 2          |            |            | 2            |       |
| Recreation - Stadium                                                       | 2                          |            |            |            | 2            |       |
| Religious institution                                                      |                            |            | 2          | 3          | 5            |       |
| School / Childcare Facility                                                | 4                          | 2          | 4          | 4          | 14           |       |
| Service areas                                                              |                            |            |            | 1          | 1            |       |
| Single-family non-institutional (private) house                            | 264                        |            |            | 253        | 517          |       |
| Single-family non-institutional (private) house                            |                            | 298        | 310        |            | 608          |       |
| Sports and athletics area as the place of occurrence of the external cause |                            | 2          |            |            | 2            |       |
| Station - Walk-ins                                                         | 1                          | 1          | 1          |            | 3            |       |
| Street and Highway                                                         | 70                         | 68         | 65         | 74         | 277          |       |
| Unspecified non-institutional (private) residence                          | 17                         | 23         | 13         | 30         | 83           |       |
| Unspecified residential institution                                        | 3                          | 2          | 3          | 3          | 11           |       |
| Unspecified school                                                         |                            | 1          |            |            | 1            |       |
| <b>Total</b>                                                               | <b>510</b>                 | <b>569</b> | <b>540</b> | <b>508</b> | <b>2,128</b> |       |





Division 11 Harris County Emerg Corps

# 911 STATISTICS REPORT FOR PERIOD 09-01-22 to 09-30-22

10/1/2022 8:50:01 AM Page 12 of 21

## PATIENT TRANSPORTS BY UNIT

| UNIT   | 01 | 02 | 03 | 04 | 05 | 06 | 07 | 08 | 09 | 10 | 11 | 12 | 13 | 14 | 15 | 16 | 17 | 18 | 19 | 20 | 21 | 22 | 23 | 24 | 25 | 26 | 27 | 28 | 29 | 30 | Total |     |
|--------|----|----|----|----|----|----|----|----|----|----|----|----|----|----|----|----|----|----|----|----|----|----|----|----|----|----|----|----|----|----|-------|-----|
| EMS930 | 2  | 1  | 3  |    |    | 2  | 3  |    |    |    |    |    |    | 2  |    |    |    |    | 0  | 1  |    | 3  | 0  | 3  | 4  | 4  |    |    |    | 0  | 31    |     |
| EMS980 |    |    |    |    |    |    |    |    |    |    |    |    |    |    |    |    |    |    |    |    |    |    |    |    |    |    |    |    |    |    |       |     |
| M91    | 4  | 6  | 1  | 4  | 4  | 2  | 5  | 3  | 5  | 4  | 4  | 5  | 4  | 5  | 5  | 7  | 4  | 7  | 5  | 5  | 4  | 5  | 4  | 8  | 6  | 6  | 4  | 2  | 3  | 3  | 52    |     |
| M92    | 4  | 5  | 2  | 5  | 6  | 6  | 6  | 4  | 3  | 5  | 4  | 5  | 3  | 5  | 3  | 4  | 5  | 5  | 5  | 6  | 6  | 9  | 9  | 6  | 5  | 8  | 4  | 4  | 4  | 4  | 134   |     |
| M920   | 7  | 4  | 4  | 5  | 3  | 5  | 6  | 5  | 5  | 4  | 3  | 6  | 4  | 5  | 4  | 5  | 4  | 4  | 2  | 3  | 6  | 7  | 5  | 4  | 5  | 7  | 2  | 3  | 4  | 4  | 160   |     |
| M93    | 5  | 5  | 1  | 5  | 4  | 6  | 6  | 6  | 2  | 7  | 5  | 2  | 6  | 6  | 5  | 3  | 3  | 4  | 5  | 6  | 5  | 6  | 7  | 3  | 6  | 6  | 5  | 6  | 3  | 4  | 135   |     |
| M930   |    |    |    |    |    |    |    |    |    |    |    |    |    |    |    |    |    |    |    |    |    |    |    |    |    |    |    |    |    |    |       | 143 |
| M931   |    |    |    |    |    |    |    |    |    |    |    |    |    |    |    |    |    |    |    |    |    |    |    |    |    |    |    |    |    |    |       | 20  |
| M94    | 4  | 2  | 4  | 4  | 4  | 6  | 5  | 5  | 6  | 0  | 4  | 9  | 4  | 4  | 6  | 6  | 5  | 5  | 2  | 5  | 6  | 5  | 4  | 3  | 6  | 3  | 7  | 3  | 3  | 4  | 17    |     |
| M940   | 4  | 3  | 3  | 3  | 5  | 3  | 6  | 4  | 1  | 0  | 5  | 9  | 7  | 4  | 5  | 3  | 4  | 7  | 2  | 6  | 7  | 6  | 3  | 1  | 5  | 6  | 4  | 4  | 3  | 7  | 134   |     |
| M95    | 5  | 3  | 7  | 2  | 3  | 3  | 8  | 3  | 5  | 3  | 5  | 4  | 5  | 4  | 3  | 3  | 5  | 6  | 4  | 5  | 1  | 6  | 3  | 4  | 5  | 5  | 4  | 4  | 5  | 6  | 130   |     |
| M96    | 5  | 6  | 6  | 4  | 8  | 6  | 6  | 4  | 3  | 4  | 3  | 5  | 4  | 8  | 6  | 5  | 5  | 9  | 9  | 8  | 4  | 6  | 5  | 6  | 4  | 8  | 4  | 4  | 3  | 6  | 129   |     |
| M97    | 2  | 1  | 3  | 4  | 6  | 4  | 3  | 3  | 1  | 0  | 7  | 1  | 6  | 4  | 4  | 3  | 3  | 6  | 1  | 3  | 3  | 2  | 3  | 2  | 3  | 2  | 3  | 3  | 3  | 2  | 161   |     |
| M980   |    |    |    |    |    |    |    |    |    |    |    |    |    |    |    |    |    |    |    |    |    |    |    |    |    |    |    |    |    |    |       | 91  |
| M99    | 2  |    |    |    |    |    |    |    |    |    |    |    |    |    |    |    |    |    |    |    |    |    |    |    |    |    |    |    |    |    |       | 23  |
| Totals | 44 | 36 | 38 | 38 | 48 | 45 | 58 | 43 | 33 | 36 | 46 | 50 | 51 | 48 | 48 | 44 | 43 | 56 | 36 | 51 | 47 | 59 | 47 | 43 | 52 | 58 | 38 | 39 | 37 | 40 | 1,352 |     |

## PATIENT TRANSPORTS BY SHIFT

| SHIFT     | 01 | 02 | 03 | 04 | 05 | 06 | 07 | 08 | 09 | 10 | 11 | 12 | 13 | 14 | 15 | 16 | 17 | 18 | 19 | 20 | 21 | 22 | 23 | 24 | 25 | 26 | 27 | 28 | 29 | 30  | Total |
|-----------|----|----|----|----|----|----|----|----|----|----|----|----|----|----|----|----|----|----|----|----|----|----|----|----|----|----|----|----|----|-----|-------|
| A - Shift |    |    | 32 | 10 | 38 | 2  |    |    |    |    | 35 | 9  | 44 | 10 |    |    |    |    | 31 | 5  | 39 | 10 |    |    |    |    | 35 | 4  | 32 | 5   | 341   |
| B - Shift |    |    |    | 28 | 10 | 43 | 7  |    |    |    |    | 41 | 7  | 38 | 5  |    |    |    |    | 46 | 8  | 49 | 4  |    |    |    | 35 | 5  | 35 | 361 |       |
| C - Shift | 38 | 8  |    |    |    |    | 51 | 9  | 28 | 4  |    |    |    | 43 | 3  | 33 | 11 |    |    |    |    |    | 43 | 4  | 44 | 7  |    |    |    |     | 326   |
| D - Shift | 6  | 28 | 6  |    |    |    |    | 34 | 5  | 32 | 11 |    |    |    | 41 | 10 | 45 | 5  |    |    |    |    |    | 39 | 8  | 51 | 3  |    |    |     | 324   |
| Totals    | 44 | 36 | 38 | 38 | 48 | 45 | 58 | 43 | 33 | 36 | 46 | 50 | 51 | 48 | 48 | 44 | 43 | 56 | 36 | 51 | 47 | 59 | 47 | 43 | 52 | 58 | 38 | 39 | 37 | 40  | 1,352 |



Division 11 Harris County Emergency Corps

# 911 STATISTICS REPORT FOR PERIOD 09-01-22 to 09-30-22

10/1/2022 8:50:01 AM Page 13 of 21

## TRANSPORT DESTINATION SUMMARY BY UNIT

| TRANSPORT DESTINATION                              | EMS930   | EMS380   | M92      | M920     | M94       | M940      | M95      | M97       | Total     |
|----------------------------------------------------|----------|----------|----------|----------|-----------|-----------|----------|-----------|-----------|
| HCA HOUSTON HEALTHCARE NORTHWEST                   | 1        |          |          | 4        |           |           |          | 4         | 9         |
| HCA KINGWOOD MEDICAL CENTER                        |          |          | 2        |          |           | 4         | 3        | 3         | 12        |
| KINGWOOD EMERGENCY CENTER                          |          |          |          |          |           | 4         |          | 1         | 5         |
| KINGWOOD MEDICAL CENTER                            |          |          |          |          | 8         | 8         |          | 7         | 23        |
| LYNDON B. JOHNSON GENERAL HOSPITAL                 |          |          |          |          | 4         |           |          | 1         | 5         |
| MEMORIAL HERMANN NORTHEAST                         | 1        | 3        | 5        | 2        | 10        | 11        |          | 5         | 37        |
| MEMORIAL HERMANN SUMMER CREEK EMERGENCY DEPARTMENT |          |          |          |          |           |           |          | 3         | 3         |
| TEXAS CHILDRENS HOSPITAL                           |          |          |          |          | 2         |           |          |           | 2         |
| TEXAS CHILDRENS THE WOODLANDS CAMPUS               |          |          |          |          | 1         |           |          |           | 1         |
| <b>Totals</b>                                      | <b>1</b> | <b>4</b> | <b>7</b> | <b>6</b> | <b>25</b> | <b>27</b> | <b>3</b> | <b>24</b> | <b>97</b> |



Division 11 Harris County Emerg Corps

# 911 STATISTICS REPORT FOR PERIOD 09-01-22 to 09-30-22

10/1/2022 8:50:01 AM Page 14 of 21

D:\HR\MM\SS

## AVERAGE HOSPITAL TO IN-SERVICE TIME

\* All units assigned to a response that went enroute in district, NO mutual aid responses

| Location Name                                      | Transports   | Average Duration | Longest Duration | Total Time At Hospital |
|----------------------------------------------------|--------------|------------------|------------------|------------------------|
| ADVANCE DERMINTOLOGY                               | 1            | 0:00:52:35       | 0:00:52:35       | 0:00:52:35             |
| BEN TAUB HOSPITAL                                  | 7            | 0:00:31:33       | 0:00:44:55       | 0:03:40:53             |
| CHI ST LUKE'S MEDICAL CENTER                       | 1            | 0:00:22:55       | 0:00:22:55       | 0:00:22:55             |
| CHI ST LUKE'S VINTAGE                              | 134          | 0:00:34:58       | 0:01:45:47       | 3:06:05:40             |
| CHI ST LUKE'S WOODLANDS                            | 4            | 0:00:27:38       | 0:00:33:52       | 0:01:50:35             |
| CHI ST. LUKE'S HEALTH                              | 1            | 0:00:20:32       | 0:00:20:32       | 0:00:20:32             |
| CYPRESS CREEK HOSPITAL                             | 8            | 0:00:20:46       | 0:00:59:11       | 0:02:46:09             |
| HCA ER 247 WILLOWBROOK                             | 2            | 0:00:12:31       | 0:00:13:15       | 0:00:25:03             |
| HCA HOUSTON ER 247                                 | 2            | 0:00:14:52       | 0:00:21:56       | 0:00:29:45             |
| HCA HOUSTON HEALTHCARE NORTHWEST                   | 220          | 0:00:37:30       | 0:02:08:33       | 5:17:31:48             |
| HCA HOUSTON NORTH CYPRESS                          | 1            | 0:01:07:38       | 0:01:07:38       | 0:01:07:38             |
| HCA KINGWOOD MEDICAL CENTER                        | 17           | 0:00:34:36       | 0:00:59:30       | 0:09:48:28             |
| HCA KINWOOD HOSPITAL                               | 1            | 0:00:30:54       | 0:00:30:54       | 0:00:30:54             |
| KINGWOOD EMERGENCY CENTER                          | 26           | 0:00:31:54       | 0:00:58:51       | 0:13:49:28             |
| KINGWOOD MEDICAL CENTER                            | 121          | 0:00:30:00       | 0:01:29:34       | 2:12:31:17             |
| LYNDON B JOHNSON GENERAL HOSPITAL                  | 89           | 0:00:33:20       | 0:02:02:14       | 2:01:26:57             |
| MEMORIAL HERMANN CONVENIENT CARE CENTER- KINGWOOD  | 1            | 0:00:15:21       | 0:00:15:21       | 0:00:15:21             |
| MEMORIAL HERMANN GREATER HEIGHTS                   | 9            | 0:00:45:59       | 0:01:52:03       | 0:06:53:57             |
| MEMORIAL HERMANN HOSPITAL                          | 18           | 0:00:48:27       | 0:02:38:55       | 0:14:32:18             |
| MEMORIAL HERMANN MEMORIAL CITY                     | 1            | 0:00:44:34       | 0:00:44:34       | 0:00:44:34             |
| MEMORIAL HERMANN NORTHEAST                         | 359          | 0:00:32:26       | 0:01:38:00       | 8:02:07:06             |
| MEMORIAL HERMANN SUMMER CREEK EMERGENCY DEPARTMENT | 11           | 0:00:18:55       | 0:00:33:29       | 0:03:28:13             |
| MEMORIAL HERMANN WOODLANDS                         | 30           | 0:00:42:07       | 0:01:51:52       | 0:21:03:33             |
| METHODIST HOSPITAL                                 | 2            | 0:00:11:46       | 0:00:22:23       | 0:00:23:33             |
| METHODIST WILLOWBROOK                              | 208          | 0:00:40:23       | 0:02:05:08       | 5:20:00:47             |
| METHODIST WOODLANDS HOSPITAL                       | 13           | 0:00:33:03       | 0:01:03:41       | 0:07:09:42             |
| ST ANTHONY'S HOSPITAL                              | 1            | 0:00:34:08       | 0:00:34:08       | 0:00:34:08             |
| TEXAS CHILDRENS HOSPITAL                           | 8            | 0:00:30:42       | 0:00:43:47       | 0:04:05:43             |
| TEXAS CHILDRENS THE WOODLANDS CAMPUS               | 50           | 0:00:25:47       | 0:00:45:17       | 0:21:29:18             |
| THE WOMAN'S HOSPITAL OF TEXAS                      | 1            | 0:00:26:59       | 0:00:26:59       | 0:00:26:59             |
| TOMBALL REGIONAL HOSPITAL                          | 4            | 0:00:38:10       | 0:01:04:12       | 0:02:32:42             |
| VETERANS AFFAIRS MEDICAL CENTER                    | 1            | 0:00:33:01       | 0:00:33:01       | 0:00:33:01             |
| <b>Totals</b>                                      | <b>1,852</b> |                  |                  |                        |



Division 11 Harris County Emerg Corps

# 911 STATISTICS REPORT FOR PERIOD 09-01-22 to 09-30-22

10/1/2022 8:50:01 AM Page 15 of 21

| NO TRANSPORT DISPOSITION | NO TRANSPORT DISPOSITION SUMMARY BY UNIT |           |          |           |           |           |          |            |  |  |  |
|--------------------------|------------------------------------------|-----------|----------|-----------|-----------|-----------|----------|------------|--|--|--|
|                          | EMS880                                   | M92       | M920     | M94       | M940      | M97       | M980     | Total      |  |  |  |
| Call Cancelled           |                                          |           |          |           | 5         |           |          | 5          |  |  |  |
| Call Reassigned          |                                          | 1         | 2        |           |           |           |          | 3          |  |  |  |
| Call Referred            |                                          |           |          | 2         |           |           |          | 2          |  |  |  |
| Call Unfounded           |                                          |           |          |           | 2         |           |          | 2          |  |  |  |
| Death on Scene           |                                          |           |          |           |           | 1         |          | 1          |  |  |  |
| Disregard                |                                          | 6         | 5        |           | 4         | 3         |          | 18         |  |  |  |
| Duplicate Call           |                                          |           |          |           |           | 1         |          | 1          |  |  |  |
| Fire - Call Complete     |                                          |           |          |           |           | 10        |          | 10         |  |  |  |
| No Patient Contact       |                                          |           |          | 3         | 2         | 1         |          | 6          |  |  |  |
| Refusal AMA              | 4                                        | 8         | 2        |           | 11        | 10        |          | 35         |  |  |  |
| Refusal Parental         |                                          |           |          | 2         | 1         | 2         |          | 5          |  |  |  |
| Unspecified              |                                          | 10        |          | 28        | 10        | 9         | 5        | 62         |  |  |  |
| <b>Totals</b>            | <b>4</b>                                 | <b>25</b> | <b>9</b> | <b>35</b> | <b>35</b> | <b>37</b> | <b>5</b> | <b>160</b> |  |  |  |



Division 11 Harris County Emerg Corps

# 911 STATISTICS REPORT FOR PERIOD 09-01-22 to 09-30-22

10/1/2022 8:50:01 AM Page 16 of 21

## INCIDENT DISPOSITION SUMMARY BY UNIT

| INCIDENT DISPOSITION           | EMS930    | EWS980     | M91        | M92        | M920       | M93        | M930      | M931      | M94        | M940       | M95        | M96        | M97        | M980      | M99      | Total        |
|--------------------------------|-----------|------------|------------|------------|------------|------------|-----------|-----------|------------|------------|------------|------------|------------|-----------|----------|--------------|
| Accidental Activation          |           |            | 2          | 1          |            |            |           | 3         |            |            | 1          | 1          |            |           |          | 8            |
| Accidental Activation,Disregar |           |            | 1          | 1          |            |            |           | 2         | 1          | 1          | 1          |            | 1          |           |          | 1            |
| Call Cancelled                 | 1         |            | 1          | 1          | 2          | 1          |           | 2         | 1          | 1          | 1          |            | 1          |           |          | 11           |
| Call Complete                  | 30        | 56         | 132        | 143        | 131        | 143        | 19        | 16        | 130        | 126        | 130        | 160        | 89         | 23        | 2        | 1,330        |
| Call Reassigned                |           |            | 1          | 1          | 2          | 1          |           | 1         |            |            | 1          |            |            |           |          | 7            |
| Call Referred                  |           | 8          | 14         | 2          | 5          | 12         |           | 2         | 8          | 4          | 4          | 5          | 6          | 1         |          | 71           |
| Call Unfounded                 |           |            | 1          | 1          | 2          | 1          |           | 1         | 1          | 3          | 3          |            |            |           |          | 12           |
| Death on Scene                 |           |            | 4          | 2          | 2          | 3          |           | 1         | 1          | 1          | 3          | 1          | 1          |           |          | 18           |
| Disregard                      | 2         | 6          | 16         | 14         | 7          | 2          |           | 8         | 11         | 6          | 7          | 9          | 4          |           |          | 82           |
| Disregard by Alarm Co          |           |            | 1          |            | 1          |            |           | 1         |            |            |            |            |            |           |          | 3            |
| Duplicate Call                 |           |            |            |            |            |            |           |           |            | 1          |            |            | 1          |           |          | 1            |
| Fire - Call Complete           |           |            |            |            |            | 1          |           |           | 1          |            |            |            | 2          |           |          | 4            |
| Mutual Aid Handled             |           |            |            |            |            | 1          |           |           |            |            |            |            |            |           |          | 1            |
| No Medical                     |           |            |            |            | 1          |            |           | 2         | 1          |            |            |            |            |           |          | 4            |
| No Medical, No Patient Contact |           |            |            |            | 1          |            |           |           |            |            |            |            |            |           |          | 1            |
| No Patient Contact             | 1         | 3          | 8          | 2          | 3          | 1          |           | 1         | 2          | 4          | 4          | 1          | 2          | 2         |          | 34           |
| Patient Gone on Arrival        |           |            | 1          | 1          | 3          | 2          |           |           |            |            |            |            |            |           |          | 7            |
| Public Assist Only             |           | 1          | 3          | 1          |            | 1          |           | 1         | 1          |            | 1          |            |            |           |          | 9            |
| Refusal AMA                    | 16        | 26         | 43         | 39         | 41         | 46         | 6         | 4         | 24         | 31         | 46         | 44         | 28         | 6         |          | 400          |
| Refusal Parental               |           | 3          | 5          | 3          | 1          | 1          |           | 1         | 2          | 4          |            | 11         | 4          | 1         |          | 36           |
| Standby / Tactical Team        |           |            |            |            | 1          |            |           |           |            |            |            |            |            |           |          | 1            |
| Unspecified                    | 2         | 3          | 16         | 9          | 6          | 7          | 1         | 2         | 9          | 6          | 7          | 3          | 3          | 3         |          | 77           |
| <b>Totals</b>                  | <b>62</b> | <b>107</b> | <b>248</b> | <b>220</b> | <b>208</b> | <b>223</b> | <b>28</b> | <b>27</b> | <b>194</b> | <b>193</b> | <b>206</b> | <b>234</b> | <b>146</b> | <b>40</b> | <b>2</b> | <b>2,128</b> |



Division 11 Harris County Emerg Corps

# 911 STATISTICS REPORT FOR PERIOD 09-01-22 to 09-30-22

10/1/2022 8:50:01 AM Page 17 of 21

## MUTUAL AID PROVIDED BY YOUR DISTRICT

| Incident ID | Date       | Time     | Shift | Unit | Problem                     | Provided To       | Map       | Call Disposition      |
|-------------|------------|----------|-------|------|-----------------------------|-------------------|-----------|-----------------------|
| 22-09-46569 | 09/01/2022 | 19:09:15 | C     | M97  | 31C1 UNCONSCIOUS PARTY      | Atascocita FD     | 377J      | CALL COMPLETE         |
| 22-09-43721 | 09/02/2022 | 16:09:56 | D     | M97  | 21D05M MEDICAL CALL         | Atascocita FD     | 377K      | CALL COMPLETE         |
| 22-09-44291 | 09/05/2022 | 19:53:38 | A     | M97  | RESIDENTIAL FIRE            | Atascocita FD     | 377K      | FIRE - CALL COMPLETE  |
| 22-09-44839 | 09/08/2022 | 18:17:56 | D     | M97  | 23D02I OVERDOSE             | Atascocita FD     | 377K      | CALL COMPLETE         |
| 22-09-44942 | 09/09/2022 | 10:27:02 | C     | M97  | 32B2 UNKNOWN PROBLEM        | Atascocita FD     | 377J      | ACCIDENTAL ACTIVATION |
| 22-09-45148 | 09/10/2022 | 12:57:52 | D     | M97  | 29B1 MOTOR VEHICLE ACCIDENT | Atascocita FD     | 377J      | CALL COMPLETE         |
| 22-09-46983 | 09/20/2022 | 10:01:43 | B     | M97  | 31C1 UNCONSCIOUS PARTY      | Atascocita FD     | 378C      | CALL COMPLETE         |
| 22-09-47676 | 09/23/2022 | 22:29:50 | C     | M97  | OVERDOSE/POISONING          | Atascocita FD     | 376M      | CALL CANCELLED        |
| 22-09-47693 | 09/24/2022 | 01:11:06 | C     | M920 | 10D02 CARDIAC               | HC-Agency Unknown | 333N      | CALL COMPLETE         |
| 22-09-47864 | 09/24/2022 | 20:05:59 | D     | M97  | 21D04T MEDICAL CALL         | Atascocita FD     | 377J      | CALL COMPLETE         |
| 22-09-48873 | 09/30/2022 | 15:27:20 | B     | M91  | 29D01B MVA INVOLVING BUS    | HC-Agency Unknown | NOT FOUND | NO PATIENT CONTACT    |

Total Mutual Aid Responses Provided By Your District: 11



Division 11 Harris County Emerg Corps

# 911 STATISTICS REPORT FOR PERIOD 09-01-22 to 09-30-22

10/1/2022 8:50:01 AM Page 18 of 21

| CUMULATIVE TIME BY SHIFT - 09-01-22 to 09-30-22 |          |                  |          |           |          |          | * DD:HH:MM |
|-------------------------------------------------|----------|------------------|----------|-----------|----------|----------|------------|
| SHIFT                                           | INCIDENT | ENROUTE TO SCENE | ONSCENE  | TRANSPORT | HOSPITAL | STAGING  |            |
| A - Shift                                       | 00:13:57 | 00:01:27         | 00:04:26 | 00:02:17  | 00:05:33 | 00:00:00 |            |
| B - Shift                                       | 01:00:34 | 00:03:03         | 00:06:29 | 00:04:19  | 00:10:24 | 00:00:21 |            |
| C - Shift                                       | 01:05:10 | 00:02:38         | 00:12:28 | 00:03:49  | 00:09:58 | 00:00:27 |            |
| D - Shift                                       | 00:17:19 | 00:01:23         | 00:04:22 | 00:04:14  | 00:07:09 | 00:00:09 |            |

| CUMULATIVE TIME BY UNIT - 09-01-22 to 09-30-22 |          |                  |          |           |          |          | * DD:HH:MM |
|------------------------------------------------|----------|------------------|----------|-----------|----------|----------|------------|
| SHIFT                                          | INCIDENT | ENROUTE TO SCENE | ONSCENE  | TRANSPORT | HOSPITAL | STAGING  |            |
| M91                                            | 00:05:49 | 00:00:52         | 00:01:51 | 00:01:01  | 00:01:57 | 00:00:00 |            |
| M92                                            | 00:09:06 | 00:01:22         | 00:01:59 | 00:02:14  | 00:03:24 | 00:00:30 |            |
| M920                                           | 00:16:20 | 00:01:24         | 00:03:26 | 00:02:55  | 00:08:25 | 00:00:17 |            |
| M93                                            | 00:08:21 | 00:00:51         | 00:02:05 | 00:01:19  | 00:03:59 | 00:00:00 |            |
| M931                                           | 00:01:19 | 00:00:02         | 00:00:15 | 00:00:12  | 00:00:49 | 00:00:00 |            |
| M94                                            | 00:06:11 | 00:00:31         | 00:01:51 | 00:01:20  | 00:02:24 | 00:00:00 |            |
| M940                                           | 00:05:21 | 00:00:33         | 00:00:54 | 00:01:02  | 00:02:44 | 00:00:00 |            |
| M95                                            | 00:18:25 | 00:01:23         | 00:10:46 | 00:02:04  | 00:04:03 | 00:00:10 |            |
| M96                                            | 00:12:37 | 00:01:22         | 00:04:06 | 00:02:12  | 00:04:43 | 00:00:00 |            |
| M97                                            | 00:01:27 | 00:00:08         | 00:00:29 | 00:00:16  | 00:00:31 | 00:00:00 |            |



Division 11

Harris County Emerg Corps

# 911 STATISTICS REPORT FOR PERIOD 09-01-22 to 09-30-22

10/1/2022 8:50:01 AM Page 19 of 21

## CALL TAKING INCIDENTS SUMMARY BY SHIFT - 09-01-22 to 09-30-22

| Call Taker           | A - Shift  | B - Shift  | C - Shift  | D - Shift  | Total        |
|----------------------|------------|------------|------------|------------|--------------|
| Adam, Estela         | 6          | 19         | 3          | 7          | 35           |
| Barber, Jane P       |            | 24         |            |            | 24           |
| Barney, Pat          | 13         | 2          | 18         | 30         | 63           |
| Bates, Jennifer      | 12         | 41         | 18         | 23         | 94           |
| Bell, Andrea         | 54         | 54         | 20         | 23         | 151          |
| Carpenter, Kelli     | 7          | 9          | 11         | 14         | 41           |
| Cordova, Carlos      | 15         | 11         | 29         | 23         | 78           |
| Davis, Tammie        |            |            |            | 7          | 7            |
| Feldman, Ian         | 12         |            |            |            | 12           |
| Galtan, Katherine    | 48         | 37         | 35         | 21         | 141          |
| Garner, William      | 17         | 23         | 16         | 28         | 84           |
| Gonzalez, Alvaro     | 2          | 2          | 22         | 5          | 31           |
| Green, Diana         | 19         | 5          | 18         | 2          | 44           |
| Harris, Precious     | 31         | 30         | 71         | 61         | 193          |
| Harrison, Kearslyn   | 46         | 46         | 44         | 45         | 181          |
| Hernandez, Angelina  | 18         | 12         | 17         | 10         | 57           |
| Kirby, Justin        |            | 2          |            |            | 2            |
| Martinez, Michelle   | 11         | 8          | 2          | 12         | 33           |
| Osorio, Tara         | 42         | 32         | 38         | 62         | 174          |
| Parks, Jessica       |            | 30         | 13         | 2          | 45           |
| Posada, Alejandro    |            | 17         | 10         | 13         | 40           |
| Rodriguez, Jennifer  | 10         | 26         | 18         | 21         | 75           |
| Ruiz, Ashley         | 20         | 16         | 34         | 18         | 88           |
| Saenz, Riva          |            | 6          | 13         | 3          | 22           |
| Schmidt, Amy         | 1          | 5          | 11         | 10         | 27           |
| Scott, Robert T      | 31         | 21         | 15         | 15         | 82           |
| Silva, Jimmy         | 2          | 5          | 2          |            | 9            |
| Turner, Shemekia     | 28         | 16         | 17         | 37         | 98           |
| Wallis, Moraya       | 57         | 69         | 41         | 17         | 184          |
| Whittredge, Jennifer | 9          | 1          | 4          |            | 14           |
| <b>Total</b>         | <b>511</b> | <b>569</b> | <b>540</b> | <b>509</b> | <b>2,129</b> |





Division 11

Harris County Emerg Corps

# 911 STATISTICS REPORT FOR PERIOD 09-01-22 to 09-30-22

10/1/2022 8:50:01 AM Page 20 of 21

## CALL TAKING TIME AVERAGES SUMMARY BY SHIFT - 09-01-22 to 09-30-22

| Call Taker          | A - Shift | B - Shift | C - Shift | D - Shift |
|---------------------|-----------|-----------|-----------|-----------|
| Adam, Estela        | 00:02:12  | 00:03:06  | 00:01:20  | 00:03:15  |
| Barber, Jane P      |           | 00:04:38  |           |           |
| Barney, Pat         | 00:05:56  | 00:01:34  | 00:04:12  | 00:04:34  |
| Bates, Jennifer     | 00:04:31  | 00:06:32  | 00:06:38  | 00:04:31  |
| Bell, Andrea        | 00:06:21  | 00:04:57  | 00:05:48  | 00:06:47  |
| Carpenter, Kelli    | 00:03:08  | 00:05:29  | 00:03:56  | 00:03:36  |
| Cordova, Carlos     | 00:06:59  | 00:03:55  | 00:06:07  | 00:04:33  |
| Davis, Tammie       |           |           |           | 00:06:06  |
| Feldman, Ian        | 00:05:43  |           |           |           |
| Gaitan, Katherine   | 00:04:37  | 00:04:51  | 00:05:04  | 00:05:03  |
| Garner, William     | 00:03:42  | 00:05:28  | 00:04:46  | 00:06:34  |
| Gonzalez, Alvaro    | 00:05:24  | 00:02:54  | 00:04:32  | 00:04:01  |
| Green, Diana        | 00:04:49  | 00:02:34  | 00:04:49  | 00:02:05  |
| Harris, Precious    | 00:04:22  | 00:05:20  | 00:04:50  | 00:05:14  |
| Harrison, Kearstyn  | 00:06:18  | 00:03:57  | 00:05:23  | 00:05:13  |
| Hernandez, Angelina | 00:05:13  | 00:03:57  | 00:04:25  | 00:04:51  |
| Kirby, Justin       |           | 00:00:38  |           |           |
| Martinez, Michelle  | 00:05:33  | 00:04:02  | 00:04:48  | 00:05:42  |
| Osoño, Tara         | 00:05:15  | 00:04:54  | 00:04:55  | 00:06:23  |
| Parks, Jessica      |           | 00:04:02  | 00:03:56  | 00:02:32  |
| Posada, Alejandro   |           | 00:05:32  | 00:05:51  | 00:04:37  |
| Rodriguez, Jennifer | 00:03:36  | 00:03:33  | 00:02:56  | 00:03:52  |
| Ruiz, Ashley        | 00:03:51  | 00:04:47  | 00:04:26  | 00:03:34  |
| Saenz, Riva         |           | 00:03:00  | 00:04:01  | 00:07:03  |
| Schmidt, Amy        | 00:02:15  | 00:02:13  | 00:04:53  | 00:04:37  |
| Scott, Robert T     | 00:03:29  | 00:04:38  | 00:03:58  | 00:03:42  |
| Silva, Jimmy        | 00:03:19  | 00:01:49  | 00:00:23  |           |
| Turner, Shemekia    | 00:04:56  | 00:04:42  | 00:06:27  | 00:04:57  |
| Walls, Moraya       | 00:05:14  | 00:05:19  | 00:04:53  | 00:04:40  |
| Whitledge, Jennifer | 00:03:16  | 00:00:46  | 00:03:40  |           |



Division 11 Harris County Emerg Corps

# 911 STATISTICS REPORT FOR PERIOD 09-01-22 to 09-30-22

10/1/2022 8:50:01 AM Page 21 of 21

## CUMULATIVE CALL TAKING TIME SUMMARY BY SHIFT - 09-01-22 to 09-30-22

| Call Taker          | A - Shift | B - Shift | C - Shift | D - Shift |
|---------------------|-----------|-----------|-----------|-----------|
| Adam, Estela        | 00:13:16  | 00:58:59  | 00:04:01  | 00:22:52  |
| Barber, Jane P      |           | 01:51:20  |           |           |
| Barney, Pat         | 01:17:15  | 00:03:09  | 01:15:44  | 02:17:28  |
| Bates, Jennifer     | 00:54:13  | 04:28:13  | 01:59:25  | 01:44:10  |
| Bell, Andra         | 05:43:12  | 04:27:30  | 01:56:12  | 02:13:18  |
| Carpenter, Kelli    | 00:21:58  | 00:49:29  | 00:43:26  | 00:50:30  |
| Cordova, Carlos     | 01:44:45  | 00:43:08  | 02:57:39  | 01:44:39  |
| Davis, Tammie       |           |           |           | 00:42:48  |
| Feldman, Ian        | 01:08:45  |           |           |           |
| Gaitan, Katherine   | 03:41:46  | 02:59:39  | 02:57:44  | 01:46:20  |
| Garner, William     | 01:03:02  | 02:06:03  | 01:16:29  | 02:36:02  |
| Gonzalez, Alvaro    | 00:10:48  | 00:05:49  | 01:39:59  | 00:20:09  |
| Green, Diana        | 01:31:37  | 00:12:53  | 01:26:42  | 00:04:11  |
| Harris, Precious    | 02:15:24  | 02:40:05  | 05:43:38  | 05:19:21  |
| Harrison, Kearstyn  | 04:50:17  | 03:01:48  | 03:56:55  | 03:55:29  |
| Hernandez, Angelina | 01:33:57  | 00:47:25  | 01:15:16  | 00:48:37  |
| Kirby, Justin       |           | 00:01:19  |           |           |
| Martinez, Michelle  | 01:01:06  | 00:32:17  | 00:09:37  | 01:08:35  |
| Osorio, Tara        | 03:40:35  | 02:36:53  | 03:07:06  | 06:36:47  |
| Parks, Jessica      |           | 02:01:13  | 00:51:17  | 00:05:04  |
| Posada, Alejandro   |           | 01:34:16  | 00:56:32  | 01:00:06  |
| Rodriguez, Jennifer | 00:36:03  | 01:32:33  | 00:52:55  | 01:21:15  |
| Ruiz, Ashley        | 01:17:18  | 01:16:45  | 02:31:12  | 01:04:18  |
| Saenz, Riva         |           | 00:18:05  | 00:52:22  | 00:21:10  |
| Schmidt, Amy        | 00:02:15  | 00:11:05  | 00:53:51  | 00:46:11  |
| Scott, Robert T     | 01:48:23  | 01:37:19  | 00:59:37  | 00:56:37  |
| Silva, Jimmy        | 00:06:39  | 00:09:06  | 00:00:46  |           |
| Turner, Shemekia    | 02:18:24  | 01:15:21  | 01:49:41  | 00:03:30  |
| Walls, Moraya       | 04:59:10  | 06:06:58  | 03:20:19  | 01:19:35  |
| Whitledge, Jennifer | 00:29:31  | 00:00:46  | 00:14:41  |           |