



Harris County Emergency Services District 1  
2800 Aldine Bender Road  
Houston, Texas 77032

**REGULAR BOARD MEETING  
August 30, 2022  
ROLL CALL OF COMMISSIONERS**

**APPROVED**

Document approved by Harris County ESD-1  
Board of Commissioners  
By a Majority Vote  
on 8-30-22 (Date)

CATHY SUNDAY, PRESIDENT

SHIRLEY REED, VICE PRESIDENT

*[Signature]*  
President of ESD-1

*[Signature]*  
Secretary of ESD-1

FRED SCIBUOLA, TREASURER

VIRGINIA BAZAN, SECRETARY

PETE SERNA, ASSISTANT TREASURER

CARYN PAPANTONAKIS, LEGAL COUNSEL TO BOARD

MELISSA MORTON, CPA TO THE BOARD

~~~~~

JEREMY HYDE, HCEC PRESIDENT

HEATH WHITE, HCEC VP OF OPERATIONS

KEIR VERNON, HCEC VP OF ADMINISTRATION

MARK SMITH, HCEC GENERAL COUNSEL






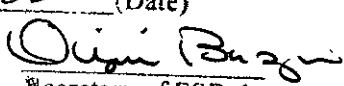
HARRIS COUNTY EMERGENCY SERVICES DISTRICT #1

BOARD OF COMMISSIONERS  
REGULAR MEETING


Meeting Date: Tuesday, August 30, 2022 Location: 2800 Aldine Bender Road  
Meeting Time: 10:00 a.m. Houston, Texas 77032  
Posting Date: Wednesday, August 24, 2022


AGENDA

1. Call to order
2. Moment of Silence and Pledge of Allegiance
3. Roll Call of Commissioners
4. Adoption of agenda
5. Open Forum\*
6. Open Comments from the Board of Commissioners
7. Review and possibly approve all Meeting Minutes
8. Report from Building Committee
9. Possible action on Building Committee report
10. Discuss and possibly approve the Morton Accounting Services' monthly report and authorize payment of bills
11. Possible action on The Morton Accounting Services' monthly report
12. Discuss and possibly approve 2023 Budget
13. Harris County Emergency Corps Report (JH)
14. Possible action on Harris County Emergency Corps Report
15. Adjourn to closed session
  - a. Meeting closed for the purposes to deliberate the appointment, employment, evaluation, reassignment, duties, discipline, or dismissal of a public employee, up to and including Commissioners, Executive Director, Director(s) and potential appointees to the Board of Commissioners - Tex. Gov't Code § 551.074(a) (1).
  - b. Confer with attorney re: pending or threatened litigation - Tex. Gov't Code § 551.071(1) (A).
  - c. Receive advice from attorney regarding legal issues - Tex. Gov't Code § 551.071(2).
  - d. Discussion regarding the purchase, exchange, lease, or value of real property - Tex. Gov't Code § 551.072.
16. Possible action on closed session
17. Announce next Board meeting
18. Adjourn

**APPROVED**  
 Document approved by Harris County ESD-1  
 Board of Commissioners  
 By a Majority Vote  
 on 8-30-22 (Date)  
 President of ESD-1  
 Secretary of ESD-1

HARRIS COUNTY EMERGENCY SERVICES  
DISTRICT #1

  
Caryn Papantonakis  
Attorney for the District



SEAL

\*Persons wishing to speak before the board may speak one time only and will be limited to 5 minutes per speaker



**HARRIS COUNTY EMERGENCY SERVICES DISTRICT #1  
BOARD OF COMMISSIONERS  
REGULAR MEETING  
MINUTES – July 26, 2022**

**APPROVED**

Document approved by Harris County ESD-  
Board of Commissioners  
By a Majority Vote

8-30-22 (Date)

*[Handwritten signatures]*  
Secretary of ESD-

1. **Call to Order:** Shirley Reed called the meeting to order at 10:00 am.
2. **Moment of Silence and Pledge of Allegiance:** Shirley Reed called for a moment of silence and followed with the Pledge of Allegiance at 10:01 am.
3. **Roll Call of Commissioners:** Present at call to order were HCESD-1 Commissioners: Vice President Shirley Reed, Treasurer Fred Scibuola, and Secretary Virginia Bazan Melissa Morton with The Morton Accounting Services along with Legal Counsel Caryn Papantonakis were present by phone. Also present were Harris County Emergency Corps (HCEC) personnel: President Jeremy Hyde, VP of Operations Heath White, VP of Administration, Keir Vernon, and Executive Administrative Asst. Michelle Sterling along with Legal Counsel Mark Smith. President Cathy Sunday and Asst. Treasurer Pete Serna were not present
4. **Adoption of Agenda:** Fred Scibuola made a motion to adopt the agenda as presented. Motion carried.
5. **Open Forum:** None.
6. **Open Comments from the Board of Commissioners:** None.
7. **Review and possibly approve all Meeting Minutes:** Motion to approve all meeting minutes was made by Fred Scibuola. Motion carried.
8. **Report from Building Committee:** Mr. Jeremy Hyde stated that the committee met with the architect last week and discussed the design space. They will present a rough draft of the preliminary drawing to the Board once completed. Mr. Fred Scibuola stated that they are working on getting this in place as soon as possible due to rising costs. Estimated completion is late 2023.
9. **Possible action on Building Committee report:** None.
10. **Discuss and possibly approve The Morton Accounting Services' monthly report and authorize payment of bills:** At the beginning of June, the Harris County Emergency Services District No 1 (HCESD No 1) beginning Operating Fund Balance was \$23,908,783. During the month, HCESD No 1 received \$186,186 in revenue – the majority of which came from the county tax receipts. HCESD No 1 processed \$3,297,641 in disbursements during the month. 97% of this balance are payments to HCEC for monthly services (\$1,500,180 and \$1,683,628). The ending balance as of June 30, 2022 is \$23,797,328. During June, the opening balance for the Texas Class investment account was \$20,030,320. We moved the funds from the governmental Texas Class account over to the Prime account. We received \$18,270 in interest. The ending interest rate is 1.1577%. The ending balance for June was \$20,030,320. The invoices pending board approval total \$1,722,024. Ms. Morton stated that she does not have an invoice for the Chase credit card bill as it has not been received and therefore is not included; however, she included receipts for the credit card. She would like to look into getting a credit card at the new bank in the future. Caryn Papantonakis stated that the resolution appointing Harris County tax assessor-collector to calculate tax rates is included and she has reviewed and approved its contents. Motion made to approve The Morton Accounting Services' monthly report and authorize payment of bills was made by Virginia Bazan. Motion carried.

11. **Possible action on The Morton Accounting Services' monthly report:** Motion to approve resolution for appointing the Harris County Tax Assessor-Collector as the designated officer to calculate tax rates for HCESD No. 1 was made by Fred Scibuola. Motion carried.
  
12. **Harris County Emergency Corps Report:** HCEC report was given by Mr. Hyde as follows:
  - HCEC responded to 2130 911 calls this month, compared to 2164 in the previous month. Response time is 8:45.
  - HCEC attended ImageTrend conference to better utilize our patient care software.
  - HCEC held our annual leadership conference in conjunction with MCHD this month. We had a lot of discussions about system improvements.
  - HCEC is bringing its communications quality assurance function in-house to save on the outsourcing of this function.
  - Vehicle Accidents last month: 2 (minor)
  - Vehicle Maintenance Reports last month: 17
  
13. **Possible action on Harris County Emergency Corps Report:** None.
  
14. **Adjourn to closed session:** None.
  
15. **Possible action on closed session:** None.
  
16. **Announce next Board meeting:** The Regular Board of Commissioners meeting will be held on Tuesday, August 30, 2022 at 10:00 am.
  
17. **Adjourn:** Fred Scibuola made a motion to adjourn. Motion carried. Meeting adjourned at 10:18 am.

August 26, 2022

Jeremy Hyde  
HCESD 1 - Executive Director  
RE: Project Monthly Report

Jeremy:

Below is a monthly report on project activity from the last board meeting along with a look ahead at the next one.

**Since the July board meeting:**

- 1) 7/20/22: Alpha Testing performed the ACM survey on both #93 & #96 sites. We are awaiting the written report.
- 2) 7/21/22: The Design Kickoff Meeting was held with Martinez Architects, Construction Masters, AG|CM, and HCESD 1 Committee. Decision was made to increase the area of the Apparatus Bays, which increases the program and budget (See attached meeting notes).
- 3) 8/3/22: Alpha Testing performed the Environmental Phase 1 survey on both #93 & #96 sites. We are awaiting the written report.
- 4) 8/25/22: We received the Schematic Design Plans for review. Comments were sent on 8/26/22. Phone call with Justin Davis that the Design Team is ready to schedule a SD Plan presentation to the HCESD 1 Committee.

**Look ahead before September board meeting:**

- 1) The project schedule calls for Owner approval of the SD Plans by 9/5/22. The Design Team will notify AG|CM when to schedule the geotechnical field borings once the building footprint layout is approved by the ~~committee~~. Anticipate this occurring first week in September.
- 2) 9/27/22: Will received Design Development Plans for review and comment by 10/3/22.

Please review and let me know if you have any questions.

Sincerely:

*PEK*

Paul E. Kullman, AIA  
Senior Program Manager

*HCESD 1 Board of Commissioners*

**Harris County ESD No. 1  
EMS Stations 93 & 96  
Project Milestone Timeline  
Updated 7/26/2022**

|                                                          |                     |
|----------------------------------------------------------|---------------------|
| Kick-off Meeting                                         | 7/21/22             |
| Schematic Design / Consultant Coordination               | 7/22/22 – 8/15/22   |
| Schematic Design / Owner Review                          | 8/16/22 – 8/29/22   |
| Schematic Design / Owner Approval                        | 8/30/22 – 9/5/22    |
| Design Development / Consultant Coordination             | 9/6/22 – 9/26/22    |
| Design Development / Owner Review                        | 9/27/22 – 10/3/22   |
| Design Development / Owner Approval                      | 10/4/22 – 10/10/22  |
| Construction Documents 50% CD / Consultant Coordination  | 10/11/22 – 11/7/22  |
| Pricing Update on 50% Construction Documents             | 10/25/22 – 11/7/22  |
| Construction Documents 50% CD / Owner Review             | 11/8/22 – 11/28/22  |
| Construction Documents 50% CD / Owner Approval           | 11/29/22 – 12/5/22  |
| Construction Documents 100% CD / Consultant Coordination | 12/6/22 – 1/9/23    |
| Pricing Update on 100% Construction Documents            | 1/3/23 – 1/17/23    |
| Construction Documents 100% CD / Owner Review            | 1/18/23 – 1/24/23   |
| Execute Design Build Amendment                           | 1/25/23 – 1/31/23   |
| Begin Construction                                       | 2/1/23              |
| Complete Construction                                    | 12/27/23            |
| Project Closeout                                         | 12/27/23 – 1/26/24  |
| Warranty Period                                          | 12/28/23 – 12/26/24 |

| ID | Task Mode | Task Name                                             | Duration | Start        | Finish       | 2024  |       |       |          | 2025  |       |       |       |  |
|----|-----------|-------------------------------------------------------|----------|--------------|--------------|-------|-------|-------|----------|-------|-------|-------|-------|--|
|    |           |                                                       |          |              |              | Qtr 2 | Qtr 3 | Qtr 4 | 1st Half | Qtr 1 | Qtr 2 | Qtr 3 | Qtr 4 |  |
| 1  | 🔧         | HCESD No. 1 EMS 93/96                                 | 890 days | Thu 7/21/22  | Thu 12/26/24 |       |       |       |          |       |       |       |       |  |
| 2  | 🔧         | Kick-off Meeting                                      | 1 day    | Thu 7/21/22  | Thu 7/21/22  |       |       |       |          |       |       |       |       |  |
| 3  | 🔧         | Schematic Design / Consultant Coordination            | 25 days  | Fri 7/22/22  | Mon 8/15/22  |       |       |       |          |       |       |       |       |  |
| 4  | 🔧         | Schematic Design / Owner Review                       | 14 days  | Tue 8/16/22  | Mon 8/29/22  |       |       |       |          |       |       |       |       |  |
| 5  | 🔧         | Schematic Design / Owner Approval                     | 7 days   | Tue 8/30/22  | Mon 9/5/22   |       |       |       |          |       |       |       |       |  |
| 6  | 🔧         | Design Development / Consultant Coordination          | 21 days  | Tue 9/6/22   | Mon 9/26/22  |       |       |       |          |       |       |       |       |  |
| 7  | 🔧         | Design Development / Owner Review                     | 7 days   | Tue 9/27/22  | Mon 10/3/22  |       |       |       |          |       |       |       |       |  |
| 8  | 🔧         | Design Development / Owner Approval                   | 7 days   | Tue 10/4/22  | Mon 10/10/22 |       |       |       |          |       |       |       |       |  |
| 9  | 🔧         | 50% Construction Document / Consultant Coordination   | 28 days  | Tue 10/11/22 | Mon 11/7/22  |       |       |       |          |       |       |       |       |  |
| 10 | 🔧         | 50% Pricing Update                                    | 14 days  | Tue 10/25/22 | Mon 11/7/22  |       |       |       |          |       |       |       |       |  |
| 11 | 🔧         | 50% Construction Documents / Owner Review             | 21 days  | Tue 11/8/22  | Mon 11/28/22 |       |       |       |          |       |       |       |       |  |
| 12 | 🔧         | 50% Construction Documents / Owner Approval           | 7 days   | Tue 11/29/22 | Mon 12/5/22  |       |       |       |          |       |       |       |       |  |
| 13 | 🔧         | 100% Construction Documents / Consultant Coordination | 35 days  | Tue 12/6/22  | Mon 1/9/23   |       |       |       |          |       |       |       |       |  |
| 14 | 🔧         | 100% Pricing Update                                   | 15 days  | Tue 1/3/23   | Tue 1/17/23  |       |       |       |          |       |       |       |       |  |
| 15 | 🔧         | 100% Construction Documents / Owner Review            | 7 days   | Wed 1/18/23  | Tue 1/24/23  |       |       |       |          |       |       |       |       |  |
| 16 | 🔧         | Execute Design Build Amendment                        | 7 days   | Wed 1/25/23  | Tue 1/31/23  |       |       |       |          |       |       |       |       |  |
| 17 | 🔧         | Construction                                          | 330 days | Wed 2/1/23   | Wed 12/27/23 |       |       |       |          |       |       |       |       |  |
| 18 | 🔧         | Project Closeout                                      | 30 days  | Thu 12/28/23 | Fri 1/26/24  |       |       |       |          |       |       |       |       |  |
| 19 | 🔧         | Warranty Period                                       | 365 days | Thu 12/28/23 | Thu 12/26/24 |       |       |       |          |       |       |       |       |  |

**Manual Summary Rollup**

Manual Summary: [Progress Bar]

Start-only: [Progress Bar]

Finish-only: [Progress Bar]

External Tasks: [Progress Bar]

**External Milestone**

Deadline: [Progress Bar]

Progress: [Progress Bar]

Manual Progress: [Progress Bar]



**HC ESD 1 – EMS Station 93 & 96**  
EMS Site Meeting  
07/21/2022

**Attendees:**

Fred S., Commissioner  
Jeremy H., President  
Heath White, VP of Operations  
Ricardo Martinez, Martinez Architects  
Paul Kullman, AG|CM  
Eli Washington, AG|CM  
Construction Masters, General Contractor

---

**Asbestos Survey**

- Under way and coordinated by AG|CM

**Phase 1 Environmental Site Assessment**

- Under way and coordinated by AG|CM

**Geotechnical**

- Martinez Architects to coordinate with AG|CM
  - o Site Layout to be prepared and approved by HC ESD 1

**Survey**

- Martinez Architects to coordinate topographical survey
  - o IDS performed boundary survey

**Station 96**

**Notes:**

- HC ESD 1 plan to erect communications tower (198') in the future
  - o Martinez Architects to incorporate infrastructure in scope of work
- HC ESD 1 to relocate throughout construction

**Site Plan:**

- Existing drive
  - o Design consideration: maintain existing driveway and apron
- Existing structure
  - o Demolish existing structure
- Existing canopy
  - o Demolish existing canopy

**Floor Plan:**

- Supervisor
  - o Dorm Twin XL Bed
  - o Office
  - o Restroom w/Shower
  - o Kitchenette
  - o Sitting Room
  - o Direct Access to Bay
- Apparatus Bay
  - o 3-Bay Double Deep (+4' for each ambulance)
- Dorms
  - o Basis of Design – Station 97
  - o Add 2 Additional Beds (6 total)
- o HVAC
  - o Martinez Architects to coordinate design recommendations
    - Consider Rooftop Package Units

- I.T.
  - Shift location of I.T. Room to get closest to the tower
  - Basis of Design – Station 94
  - 2 rack configuration

### **Station 93**

#### **Notes:**

- HC ESD 1 to relocate throughout construction

#### **Site Plan:**

- Existing drive
  - Demolish existing driveway and apron
- Existing Structure
  - Demolish existing structure

#### **Floor Plan:**

- Dorms
  - Basis of Design – Station 97
  - Add 2 additional beds (add alt.)
- HVAC
  - Martinez Architects to coordinate design recommendations
    - Consider Rooftop Package Units
- I.T.
  - Basis of Design – Station 97
  - 2-Rack configuration

### **Schedule**

- Martinez Architects to coordinate Design/Construction Schedule with Construction Masters
- Identify major design/construction milestones
- Construction Completion by end of 2023





**HCESD No 1 Monthly Financial Report Summary**  
**August Board Meeting**  
**Tuesday, August 30, 2022**

At the beginning of July, the Harris County Emergency Services District No 1 (HCESD No 1) beginning Operating Fund Balance was \$20,797,328. During the month, HCESD No 1 received \$94,968 in revenue – the majority of which came from the county tax receipts. HCESD No 1 processed \$1,722,024 in disbursements during the month. 96% of this balance are payments to HCEC for monthly services (\$1,655,495). The ending balance as of July 31, 2022 is \$19,170,272.

During July, the opening balance for the Texas Class Prime Investment account was \$20,030,320. We received \$27,288 in interest. The ending interest rate is 1.6392%. The ending balance for July was \$18,057,608. See page 3 for “Investment” Report.

The invoices pending board approval total \$51,319. See page 4 for “Unpaid Bills Detail” report.

**APPROVED**  
Document approved by Harris County ESD-1  
Board of Commissioners  
By a Majority Vote  
on 8-30-22 (Date)  
  
President of ESD-1  
  
Secretary of ESD-1

**Harris County ESD No 1  
General Operating Fund  
As of July 31, 2022**

**General Operating Fund**

**BEGINNING BALANCE:** 20,797,327.58

**REVENUE**

|                      |           |                            |                  |
|----------------------|-----------|----------------------------|------------------|
| Deposits             | 67,293.50 | Tax and Receivable Revenue |                  |
| Interest             | 386.62    | Savings Interest           |                  |
| Interest             | 27,288.00 | Texpool Interest           |                  |
| <b>Total Revenue</b> |           |                            | <b>94,968.12</b> |

**DISBURSEMENTS**

|       |                               |              |                            |
|-------|-------------------------------|--------------|----------------------------|
| ACH   | Caryn Papantonakis            | 6,000.00     | Legal                      |
| ACH   | Fred Scibuola                 | 600.00       | Commissioner Reimbursement |
| 16012 | Chase Bank                    | 67.30        | Credit Card                |
| ACH   | HCEC                          | 1,655,495.00 | Monthly Payment            |
| ACH   | Shirley Reed                  | 900.00       | Commissioner Reimbursement |
| ACH   | Oak Interactive LLC           | 450.00       | Website Maint              |
| ACH   | The Morton Accounting Service | 4,034.23     | CPA                        |
| ACH   | AG CM Inc                     | 5,459.00     | Project Management         |
| ACH   | Radcliffe Bobbitt Adams       | 31.21        | Election - Legal           |
| ACH   | Chastang Ford                 | 48,987.00    | Expedition                 |

**Total Disbursements** 1,722,023.74

**ENDING BALANCE:** **19,170,271.96**

**7/31/2022**

| <b>LOCATION OF ASSETS</b>    | <b>Interest Rate</b> | <b>Balance</b>       |
|------------------------------|----------------------|----------------------|
| Prosperity Operating         |                      | 9,273.32             |
| Prosperity Money Mkt         | 0.2500%              | 1,103,390.87         |
| Texas Class                  | 0.5260%              | 18,057,607.77        |
| <b>Total Account Balance</b> |                      | <b>19,170,271.96</b> |

Harris County Emergency Services District #1  
 Quarterly Investment Report  
 Monthly Fiscal Year 2022  
 July 31, 2022

| Transaction Date |                                          | Government<br>Texas Class | PRIME<br>Texas Class |
|------------------|------------------------------------------|---------------------------|----------------------|
| 7/1/2022         | Beginning Balance - Harris County ESD #1 | \$ (0.00)                 | \$ 20,030,319.77     |
| 7/26/2022        | Withdrawals - To Prosperity MM           |                           | (2,000,000.00)       |
| 7/26/2022        | Deposits                                 |                           | -                    |
| 7/31/2022        | Interest 1.6392%                         | -                         | 27,288.00            |
|                  |                                          |                           | -                    |
| 7/31/2022        | Ending Balance                           | \$ (0.00)                 | \$ 18,057,607.77     |

The investments for the District for the period are in compliance with the Public Funds Investment Act, the District's investment policy and the District's investment strategy.

Investment Officer: MOMORELL

**Harris County ESD No. 1 - GOF**  
**Unpaid Bills Detail**  
As of August 28, 2022

| Type                                    | Date       | Num           | Memo                                            | Due Date   | Open Balance     |
|-----------------------------------------|------------|---------------|-------------------------------------------------|------------|------------------|
| <b>AG CM Inc.</b>                       |            |               |                                                 |            |                  |
| Bill                                    | 07/31/2022 | 9510          | Project Management Support #93 & 96 - July 2022 | 08/10/2022 | 2,683.50         |
| Total AG CM Inc.                        |            |               |                                                 |            | 2,683.50         |
| <b>Caryn Papantonakis</b>               |            |               |                                                 |            |                  |
| Bill                                    | 08/11/2022 |               | Legal Fees                                      | 08/21/2022 | 6,000.00         |
| Total Caryn Papantonakis                |            |               |                                                 |            | 6,000.00         |
| <b>Fred A Scibuola</b>                  |            |               |                                                 |            |                  |
| Bill                                    | 08/23/2022 | Aug 23 Reimb  | August 2022 Reimbursement                       | 09/02/2022 | 600.00           |
| Total Fred A Scibuola                   |            |               |                                                 |            | 600.00           |
| <b>Harris County Appraisal District</b> |            |               |                                                 |            |                  |
| Bill                                    | 07/31/2022 | PSI22002429   | 4th Qtr Quarter 2022 Assessment                 | 08/10/2022 | 36,629.00        |
| Total Harris County Appraisal District  |            |               |                                                 |            | 36,629.00        |
| <b>Oak Interactive, LLC</b>             |            |               |                                                 |            |                  |
| Bill                                    | 07/31/2022 | 13310         | Monthly Website Maintenance - July              | 08/10/2022 | 450.00           |
| Total Oak Interactive, LLC              |            |               |                                                 |            | 450.00           |
| <b>Radcliffe Bobbitt Adams Polley</b>   |            |               |                                                 |            |                  |
| Bill                                    | 07/31/2022 | 215066        | Legal - Election and Litigation                 | 08/10/2022 | 123.36           |
| Total Radcliffe Bobbitt Adams Polley    |            |               |                                                 |            | 123.36           |
| <b>Shirley Reed</b>                     |            |               |                                                 |            |                  |
| Bill                                    | 08/26/2022 | Reimb June 22 | Reimbursement Request May 16 - June 27, 2022    | 09/05/2022 | 1,200.00         |
| Total Shirley Reed                      |            |               |                                                 |            | 1,200.00         |
| <b>The Morton Accounting Services</b>   |            |               |                                                 |            |                  |
| Bill                                    | 07/31/2022 | 2331          | July CPA Services                               | 08/10/2022 | 3,632.82         |
| Total The Morton Accounting Services    |            |               |                                                 |            | 3,632.82         |
| <b>TOTAL</b>                            |            |               |                                                 |            | <b>51,318.68</b> |

**Harris County ESD No. 1 - GOF**  
**Profit & Loss Budget vs. Actual**  
 January through July 2022

08/28/22

Accrual Basis

|                                                 | Jan - Jul 22        | Budget               | \$ Over Budget        | % of Budget  |
|-------------------------------------------------|---------------------|----------------------|-----------------------|--------------|
| <b>Ordinary Income/Expense</b>                  |                     |                      |                       |              |
| <b>Income</b>                                   |                     |                      |                       |              |
| 41000 · Service Revenue                         |                     |                      |                       |              |
| 41100 · HCEC Ambulance Lease Revenue            | 42,000.00           | 84,000.00            | -42,000.00            | 50.0%        |
| 41200 · HCEC Property Lease Revenue             | 273,318.00          | 546,636.00           | -273,318.00           | 50.0%        |
| <b>Total 41000 · Service Revenue</b>            | <b>315,318.00</b>   | <b>630,636.00</b>    | <b>-315,318.00</b>    | <b>50.0%</b> |
| 42000 · Tax Revenues                            |                     |                      |                       |              |
| 42100 · Penalty & Interest                      | 165,415.16          | 200,000.00           | -34,584.84            | 82.7%        |
| 42300 · Tax Revenue                             | 5,257,087.11        | 18,864,854.00        | -13,607,766.89        | 27.9%        |
| <b>Total 42000 · Tax Revenues</b>               | <b>5,422,502.27</b> | <b>19,064,854.00</b> | <b>-13,642,351.73</b> | <b>28.4%</b> |
| 43000 · Other Income                            | 82,331.96           | 49,500.00            | 32,831.96             | 166.3%       |
| <b>Total Income</b>                             | <b>5,820,152.23</b> | <b>19,744,990.00</b> | <b>-13,924,837.77</b> | <b>29.5%</b> |
| <b>Gross Profit</b>                             | <b>5,820,152.23</b> | <b>19,744,990.00</b> | <b>-13,924,837.77</b> | <b>29.5%</b> |
| <b>Expense</b>                                  |                     |                      |                       |              |
| 143502 · Commissions Paid from Levy             | 23,602.53           | 75,000.00            | -51,397.47            | 31.5%        |
| 162800 · Facilities & Equipment (DNU)           | 0.00                | 25,000.00            | -25,000.00            | 0.0%         |
| 170000 · Capital Purchases                      | 0.00                | 175,000.00           | -175,000.00           | 0.0%         |
| 50000 · Commissioner Salaries and Wages         | 13,600.00           | 36,000.00            | -22,400.00            | 37.8%        |
| 51000 · HCEC Program Expense                    |                     |                      |                       |              |
| 51100 · HCEC Contract Expense                   | 9,382,576.00        | 18,302,260.00        | -8,919,684.00         | 51.3%        |
| <b>Total 51000 · HCEC Program Expense</b>       | <b>9,382,576.00</b> | <b>18,302,260.00</b> | <b>-8,919,684.00</b>  | <b>51.3%</b> |
| 52000 · Contract Services (DNU)                 |                     |                      |                       |              |
| 52100 · Accounting Fees                         | 29,597.17           | 50,000.00            | -20,402.83            | 59.2%        |
| 52200 · Audit Fees                              | 18,790.00           | 18,500.00            | 290.00                | 101.6%       |
| 52300 · Legal Fees                              | 42,000.00           | 72,000.00            | -30,000.00            | 58.3%        |
| 52350 · Outside Contract Services               | 34,283.90           | 25,000.00            | 9,283.90              | 137.1%       |
| 52550 · Election Expense                        | 8,068.43            | 10,000.00            | -1,931.57             | 80.7%        |
| <b>Total 52000 · Contract Services (DNU)</b>    | <b>132,739.50</b>   | <b>175,500.00</b>    | <b>-42,760.50</b>     | <b>75.6%</b> |
| 53000 · Operations (DNU)                        |                     |                      |                       |              |
| 53100 · Banking Fees                            | 0.00                | 400.00               | -400.00               | 0.0%         |
| 53150 · Dues & Subscriptions                    | 3,150.00            | 11,000.00            | -7,850.00             | 28.6%        |
| 53200 · Postage                                 | 0.00                | 300.00               | -300.00               | 0.0%         |
| 53300 · Printing & Copying                      | 48.43               | 250.00               | -201.57               | 19.4%        |
| 53350 · Legal Notices & Filing Fees             | 0.00                | 14,000.00            | -14,000.00            | 0.0%         |
| 53400 · Office Supplies                         | 449.00              | 1,000.00             | -551.00               | 44.9%        |
| <b>Total 53000 · Operations (DNU)</b>           | <b>3,647.43</b>     | <b>26,950.00</b>     | <b>-23,302.57</b>     | <b>13.5%</b> |
| 54000 · General and Admin Expenses              |                     |                      |                       |              |
| 54150 · Insurance - Gen Liab-Err & Omis         | 68,346.00           | 75,000.00            | -6,654.00             | 91.1%        |
| 54200 · Insurance - Treasurer's Bond            | 0.00                | 1,500.00             | -1,500.00             | 0.0%         |
| 54300 · Other Costs (Contengency Funds)         | 129.33              | 2,000.00             | -1,870.67             | 6.5%         |
| 54400 · HCAD Qtr Expenses                       | 108,807.00          | 140,000.00           | -31,193.00            | 77.7%        |
| 54450 · Depreciation Expense                    | 0.00                | 2,000,000.00         | -2,000,000.00         | 0.0%         |
| 54600 · Travel & Meetings                       | 0.00                | 4,000.00             | -4,000.00             | 0.0%         |
| 54650 · Conference, Conven & Meetings           | 0.00                | 6,000.00             | -6,000.00             | 0.0%         |
| 54700 · Travel/Lodging                          | 0.00                | 5,000.00             | -5,000.00             | 0.0%         |
| 54800 · Repairs & Maintenance (DNU)             | 0.00                | 10,000.00            | -10,000.00            | 0.0%         |
| <b>Total 54000 · General and Admin Expenses</b> | <b>177,282.33</b>   | <b>2,243,500.00</b>  | <b>-2,066,217.67</b>  | <b>7.9%</b>  |
| 60000 · Interest Expense                        | 43,763.12           | 80,000.00            | -36,236.88            | 54.7%        |
| 61000 · Loan Costs                              | 0.00                | 0.00                 | 0.00                  | 0.0%         |
| 66900 · Reconciliation Discrepancies            | 0.00                | 0.00                 | 0.00                  | 0.0%         |
| <b>Total Expense</b>                            | <b>9,777,210.91</b> | <b>21,139,210.00</b> | <b>-11,361,999.09</b> | <b>46.3%</b> |

3:15 PM

08/28/22

Accrual Basis

**Harris County ESD No. 1 - GOF**  
**Profit & Loss Budget vs. Actual**  
January through July 2022

---

|                      | <u>Jan - Jul 22</u>  | <u>Budget</u>        | <u>\$ Over Budget</u> | <u>% of Budget</u> |
|----------------------|----------------------|----------------------|-----------------------|--------------------|
| Net Ordinary Income  | -3,957,058.68        | -1,394,220.00        | -2,562,838.68         | 283.8%             |
| Other Income/Expense |                      |                      |                       |                    |
| Other Income         | 0.00                 | 1,000.00             | -1,000.00             | 0.0%               |
| Net Other Income     | 0.00                 | 1,000.00             | -1,000.00             | 0.0%               |
| Net Income           | <u>-3,957,058.68</u> | <u>-1,393,220.00</u> | <u>-2,563,838.68</u>  | <u>284.0%</u>      |



**Harris County ESD No. 1 - GOF**  
**Balance Sheet Prev Year Comparison**  
**As of July 31, 2022**

|                                          | Jul 31, 22           | Jul 31, 21           | \$ Change            | % Change      |
|------------------------------------------|----------------------|----------------------|----------------------|---------------|
| <b>ASSETS</b>                            |                      |                      |                      |               |
| <b>Current Assets</b>                    |                      |                      |                      |               |
| <b>Checking/Savings</b>                  |                      |                      |                      |               |
| 11000 · Prosperity Operating Account     | 9,273.32             | 83,239.35            | -73,966.03           | -88.9%        |
| 11050 · Prosperity Money Mkt             | 1,103,390.87         | 12,666,761.81        | -11,563,370.94       | -91.3%        |
| 11350 · Texas Class Investment           | 18,057,607.77        | 3,568.92             | 18,054,038.85        | 505,868.4%    |
| <b>Total Checking/Savings</b>            | <b>19,170,271.96</b> | <b>12,753,570.08</b> | <b>6,416,701.88</b>  | <b>50.3%</b>  |
| <b>Accounts Receivable</b>               | <b>11.57</b>         | <b>11.57</b>         | <b>0.00</b>          | <b>0.0%</b>   |
| <b>Other Current Assets</b>              |                      |                      |                      |               |
| 11500 · Accounts Receivable              | 7,063,209.92         | 8,833,602.28         | -1,770,392.36        | -20.0%        |
| 11600 · Fees for Services Receivable     | 23,607.72            | 23,607.72            | 0.00                 | 0.0%          |
| 11800 · Prepaid Expense                  | 138,690.81           | 392,464.75           | -253,773.94          | -64.7%        |
| <b>Total Other Current Assets</b>        | <b>7,225,508.45</b>  | <b>9,249,674.75</b>  | <b>-2,024,166.30</b> | <b>-21.9%</b> |
| <b>Total Current Assets</b>              | <b>26,395,791.98</b> | <b>22,003,256.40</b> | <b>4,392,535.58</b>  | <b>20.0%</b>  |
| <b>Fixed Assets</b>                      |                      |                      |                      |               |
| 15000 · Vehicle Assets                   | 3,885,519.02         | 4,197,149.66         | -311,630.64          | -7.4%         |
| 16000 · Land                             | 1,578,901.33         | 1,578,901.33         | 0.00                 | 0.0%          |
| 17000 · Furniture and Equipment          | 6,188,093.37         | 6,160,707.87         | 27,385.50            | 0.4%          |
| 18000 · Building and Improvements        | 16,147,404.95        | 16,223,175.67        | -75,770.72           | -0.5%         |
| 19000 · Accumulated Depreciation         | -11,581,546.22       | -10,093,587.85       | -1,487,958.37        | -14.7%        |
| <b>Total Fixed Assets</b>                | <b>16,218,372.45</b> | <b>18,066,346.68</b> | <b>-1,847,974.23</b> | <b>-10.2%</b> |
| <b>Other Assets</b>                      |                      |                      |                      |               |
| 19500 · Call Center License              |                      |                      |                      |               |
| 19550 · Old Comm Center Other            | 800,000.00           | 800,000.00           | 0.00                 | 0.0%          |
| <b>Total 19500 · Call Center License</b> | <b>800,000.00</b>    | <b>800,000.00</b>    | <b>0.00</b>          | <b>0.0%</b>   |
| <b>Total Other Assets</b>                | <b>800,000.00</b>    | <b>800,000.00</b>    | <b>0.00</b>          | <b>0.0%</b>   |
| <b>TOTAL ASSETS</b>                      | <b>43,414,164.43</b> | <b>40,869,603.08</b> | <b>2,544,561.35</b>  | <b>6.2%</b>   |
| <b>LIABILITIES &amp; EQUITY</b>          |                      |                      |                      |               |
| <b>Liabilities</b>                       |                      |                      |                      |               |
| <b>Current Liabilities</b>               |                      |                      |                      |               |
| Accounts Payable                         | 43,935.06            | 1,637,693.50         | -1,593,758.44        | -97.3%        |
| <b>Other Current Liabilities</b>         |                      |                      |                      |               |
| 12740 · Due To Construction              | 0.00                 | 78,520.72            | -78,520.72           | -100.0%       |
| 22000 · Accrued Expenses                 | 33,865.05            | 10,903.63            | 22,961.42            | 210.6%        |
| 23000 · Other Payables                   | 19,808,163.82        | 19,048,117.04        | 760,046.78           | 4.0%          |
| 24000 · Current Notes Payable            | 1,113,762.59         | 444,786.08           | 668,976.51           | 150.4%        |
| <b>Total Other Current Liabilities</b>   | <b>20,955,791.46</b> | <b>19,582,327.47</b> | <b>1,373,463.99</b>  | <b>7.0%</b>   |
| <b>Total Current Liabilities</b>         | <b>20,999,726.52</b> | <b>21,220,020.97</b> | <b>-220,294.45</b>   | <b>-1.0%</b>  |
| <b>Long Term Liabilities</b>             |                      |                      |                      |               |
| 25000 · Long Term Debt                   | 10,645,636.91        | 6,150,323.71         | 4,495,313.20         | 73.1%         |
| <b>Total Long Term Liabilities</b>       | <b>10,645,636.91</b> | <b>6,150,323.71</b>  | <b>4,495,313.20</b>  | <b>73.1%</b>  |
| <b>Total Liabilities</b>                 | <b>31,645,363.43</b> | <b>27,370,344.68</b> | <b>4,275,018.75</b>  | <b>15.6%</b>  |
| <b>Equity</b>                            |                      |                      |                      |               |
| 30000 · Opening Bal Equity               | 5,996,412.00         | 5,996,412.00         | 0.00                 | 0.0%          |
| 30100 · Unassigned Fund Balance          | 8,314,447.65         | 9,357,504.72         | -1,043,057.07        | -11.2%        |
| 30400 · Unrestricted Net Assets          | 1,415,000.03         | 1,415,000.03         | 0.00                 | 0.0%          |

3:07 PM

08/28/22

Accrual Basis

**Harris County ESD No. 1 - GOF**  
**Balance Sheet Prev Year Comparison**  
As of July 31, 2022

---

|                                       | Jul 31, 22           | Jul 31, 21           | \$ Change           | % Change    |
|---------------------------------------|----------------------|----------------------|---------------------|-------------|
| Net Income                            | -3,957,058.68        | -3,269,658.35        | -687,400.33         | -21.0%      |
| Total Equity                          | 11,768,801.00        | 13,499,258.40        | -1,730,457.40       | -12.8%      |
| <b>TOTAL LIABILITIES &amp; EQUITY</b> | <b>43,414,164.43</b> | <b>40,869,603.08</b> | <b>2,544,561.35</b> | <b>6.2%</b> |

2:55 PM

08/28/22

Accrual Basis

**Harris County ESD No. 1 - GOF**  
**Profit & Loss Detail**  
 January through July 2022

| Type                                        | Date       | Num  | Adj | Name                     | Memo                      | Amount     |
|---------------------------------------------|------------|------|-----|--------------------------|---------------------------|------------|
| <b>Ordinary Income/Expense</b>              |            |      |     |                          |                           |            |
| <b>Income</b>                               |            |      |     |                          |                           |            |
| <b>41000 · Service Revenue</b>              |            |      |     |                          |                           |            |
| <b>41100 · HCEC Ambulance Lease Revenue</b> |            |      |     |                          |                           |            |
| Bill                                        | 01/31/2022 | 2513 |     | HCEC                     | Master Lease for Vehicles | 7,000.00   |
| Bill                                        | 02/28/2022 | 2534 |     | HCEC                     | Master Lease for Vehicles | 7,000.00   |
| Bill                                        | 03/31/2022 | 2558 |     | HCEC                     | Master Lease for Vehicles | 7,000.00   |
| Bill                                        | 04/30/2022 | 2588 |     | HCEC                     | Master Lease for Vehicles | 7,000.00   |
| Bill                                        | 05/31/2022 | 2608 |     | HCEC                     | Master Lease for Vehicles | 7,000.00   |
| Bill                                        | 06/30/2022 | 2620 |     | HCEC                     | Master Lease for Vehicles | 7,000.00   |
| Total 41100 · HCEC Ambulance Lease Revenue  |            |      |     |                          |                           | 42,000.00  |
| <b>41200 · HCEC Property Lease Revenue</b>  |            |      |     |                          |                           |            |
| Bill                                        | 01/31/2022 | 2513 |     | HCEC                     | Original Agreement        | 45,553.00  |
| Bill                                        | 02/28/2022 | 2534 |     | HCEC                     | Original Agreement        | 45,553.00  |
| Bill                                        | 03/31/2022 | 2558 |     | HCEC                     | Original Agreement        | 45,553.00  |
| Bill                                        | 04/30/2022 | 2588 |     | HCEC                     | Original Agreement        | 45,553.00  |
| Bill                                        | 05/31/2022 | 2608 |     | HCEC                     | Original Agreement        | 45,553.00  |
| Bill                                        | 06/30/2022 | 2620 |     | HCEC                     | Original Agreement        | 45,553.00  |
| Total 41200 · HCEC Property Lease Revenue   |            |      |     |                          |                           | 273,318.00 |
| Total 41000 · Service Revenue               |            |      |     |                          |                           | 315,318.00 |
| <b>42000 · Tax Revenues</b>                 |            |      |     |                          |                           |            |
| <b>42100 · Penalty &amp; Interest</b>       |            |      |     |                          |                           |            |
| Deposit                                     | 01/12/2022 |      |     | Harris County Tax Office | Deliquent P&I             | 1,692.09   |
| Deposit                                     | 01/14/2022 |      |     | Harris County Tax Office | Deliquent P&I             | 3,011.67   |
| Deposit                                     | 01/20/2022 |      |     | Harris County Tax Office | Deliquent P&I             | 1,847.75   |
| Deposit                                     | 01/24/2022 |      |     | Harris County Tax Office | Deliquent P&I             | 2,469.83   |
| Deposit                                     | 01/26/2022 |      |     | Harris County Tax Office | Deliquent P&I             | 985.19     |
| Deposit                                     | 01/31/2022 |      |     | Harris County Tax Office | Deliquent P&I             | 1,916.82   |
| Deposit                                     | 02/03/2022 |      |     | Harris County Tax Office | P&I                       | 0.00       |
| Deposit                                     | 02/03/2022 |      |     | Harris County Tax Office | Deliquent P&I             | 1,047.26   |
| Deposit                                     | 02/11/2022 |      |     | Harris County Tax Office | P&I                       | 0.00       |
| Deposit                                     | 02/11/2022 |      |     | Harris County Tax Office | Deliquent P&I             | 2,266.91   |
| Deposit                                     | 02/11/2022 |      |     | Harris County Tax Office | P&I                       | 0.00       |
| Deposit                                     | 02/11/2022 |      |     | Harris County Tax Office | Deliquent P&I             | 82.98      |
| Deposit                                     | 02/14/2022 |      |     | Harris County Tax Office | P&I                       | 0.00       |
| Deposit                                     | 02/14/2022 |      |     | Harris County Tax Office | Deliquent P&I             | 1,096.48   |
| Deposit                                     | 02/15/2022 |      |     | Harris County Tax Office | P&I                       | 2,469.27   |
| Deposit                                     | 02/15/2022 |      |     | Harris County Tax Office | Deliquent P&I             | 2,075.78   |
| Deposit                                     | 02/16/2022 |      |     | Harris County Tax Office | P&I                       | 2,333.72   |
| Deposit                                     | 02/16/2022 |      |     | Harris County Tax Office | Deliquent P&I             | 1,287.24   |
| Deposit                                     | 02/24/2022 |      |     | Harris County Tax Office | P&I                       | 13,019.77  |
| Deposit                                     | 02/24/2022 |      |     | Harris County Tax Office | Deliquent P&I             | 1,020.11   |
| Deposit                                     | 02/25/2022 |      |     | Harris County Tax Office | P&I                       | 2,004.58   |
| Deposit                                     | 02/25/2022 |      |     | Harris County Tax Office | Deliquent P&I             | 642.36     |
| Deposit                                     | 02/28/2022 |      |     | Harris County Tax Office | P&I                       | 3,091.79   |
| Deposit                                     | 02/28/2022 |      |     | Harris County Tax Office | Deliquent P&I             | 916.01     |
| Deposit                                     | 03/07/2022 |      |     | Harris County Tax Office | P&I                       | 3,341.33   |
| Deposit                                     | 03/07/2022 |      |     | Harris County Tax Office | Deliquent P&I             | -1,814.88  |
| Deposit                                     | 03/09/2022 |      |     | Harris County Tax Office | P&I                       | 43.00      |
| Deposit                                     | 03/09/2022 |      |     | Harris County Tax Office | Deliquent P&I             | 114.19     |
| Deposit                                     | 03/10/2022 |      |     | Harris County Tax Office | P&I                       | 7,204.17   |
| Deposit                                     | 03/10/2022 |      |     | Harris County Tax Office | Deliquent P&I             | 2,304.01   |
| Deposit                                     | 03/15/2022 |      |     | Harris County Tax Office | P&I                       | 0.00       |
| Deposit                                     | 03/15/2022 |      |     | Harris County Tax Office | Deliquent P&I             | 0.49       |
| Deposit                                     | 03/17/2022 |      |     | Harris County Tax Office | P&I                       | 2,066.05   |
| Deposit                                     | 03/17/2022 |      |     | Harris County Tax Office | Deliquent P&I             | 868.76     |
| Deposit                                     | 03/18/2022 |      |     | Harris County Tax Office | P&I                       | 2,727.99   |
| Deposit                                     | 03/18/2022 |      |     | Harris County Tax Office | Deliquent P&I             | 816.21     |
| Deposit                                     | 03/23/2022 |      |     | Harris County Tax Office | P&I                       | 2,066.45   |
| Deposit                                     | 03/23/2022 |      |     | Harris County Tax Office | Deliquent P&I             | 1,875.31   |
| Deposit                                     | 03/30/2022 |      |     | Harris County Tax Office | P&I                       | 1.10       |
| Deposit                                     | 03/30/2022 |      |     | Harris County Tax Office | Deliquent P&I             | 0.02       |
| Deposit                                     | 03/31/2022 |      |     | Harris County Tax Office | P&I                       | 4,739.18   |
| Deposit                                     | 03/31/2022 |      |     | Harris County Tax Office | Deliquent P&I             | 3,071.71   |
| Deposit                                     | 04/07/2022 |      |     | Harris County Tax Office | P&I                       | 4,084.43   |

No assurance is provided on these financial statements

2:55 PM

08/28/22

Accrual Basis

## Harris County ESD No. 1 - GOF Profit & Loss Detail January through July 2022

| Type                                           | Date       | Num | Adj | Name                                  | Memo          | Amount       |
|------------------------------------------------|------------|-----|-----|---------------------------------------|---------------|--------------|
| Deposit                                        | 04/07/2022 |     |     | Harris County Tax Office              | Deliquent P&I | 1,516.38     |
| Deposit                                        | 04/08/2022 |     |     | Harris County Tax Office              | P&I           | 107.93       |
| Deposit                                        | 04/08/2022 |     |     | Harris County Tax Office              | Deliquent P&I | 135.83       |
| Deposit                                        | 04/11/2022 |     |     | Harris County Tax Office              | P&I           | 6,503.47     |
| Deposit                                        | 04/11/2022 |     |     | Harris County Tax Office              | Deliquent P&I | 3,255.93     |
| Deposit                                        | 04/22/2022 |     |     | Harris County Tax Office              | P&I           | 4,349.55     |
| Deposit                                        | 04/22/2022 |     |     | Harris County Tax Office              | Deliquent P&I | 3,518.60     |
| Deposit                                        | 04/28/2022 |     |     | Harris County Tax Office              | P&I           | 2,132.21     |
| Deposit                                        | 04/28/2022 |     |     | Harris County Tax Office              | Deliquent P&I | 892.11       |
| Deposit                                        | 05/05/2022 |     |     | Harris County Tax Office              | P&I           | 3,034.64     |
| Deposit                                        | 05/05/2022 |     |     | Harris County Tax Office              | Deliquent P&I | 1,191.48     |
| Deposit                                        | 05/06/2022 |     |     | Harris County Tax Office              | P&I           | 40.31        |
| Deposit                                        | 05/06/2022 |     |     | Harris County Tax Office              | Deliquent P&I | 69.32        |
| Deposit                                        | 05/11/2022 |     |     | Harris County Tax Office              | P&I           | 5,156.97     |
| Deposit                                        | 05/11/2022 |     |     | Harris County Tax Office              | Deliquent P&I | 1,524.02     |
| Deposit                                        | 05/16/2022 |     |     | Harris County Tax Office              | P&I           | 1,553.07     |
| Deposit                                        | 05/16/2022 |     |     | Harris County Tax Office              | Deliquent P&I | 5,628.63     |
| Deposit                                        | 05/19/2022 |     |     | Harris County Tax Office              | P&I           | 750.93       |
| Deposit                                        | 05/19/2022 |     |     | Harris County Tax Office              | Deliquent P&I | 379.90       |
| Deposit                                        | 05/25/2022 |     |     | Harris County Tax Office              | P&I           | 3,518.26     |
| Deposit                                        | 05/25/2022 |     |     | Harris County Tax Office              | Deliquent P&I | 707.17       |
| Deposit                                        | 05/31/2022 |     |     | Harris County Tax Office              | P&I           | 1,429.80     |
| Deposit                                        | 05/31/2022 |     |     | Harris County Tax Office              | Deliquent P&I | 916.31       |
| Deposit                                        | 06/03/2022 |     |     | Harris County Tax Office              | P&I           | 1,738.66     |
| Deposit                                        | 06/03/2022 |     |     | Harris County Tax Office              | Deliquent P&I | 1,731.19     |
| Deposit                                        | 06/06/2022 |     |     | Harris County Tax Office              | P&I           | 129.00       |
| Deposit                                        | 06/06/2022 |     |     | Harris County Tax Office              | Deliquent P&I | 34.24        |
| Deposit                                        | 06/09/2022 |     |     | Harris County Tax Office              | P&I           | 8,034.44     |
| Deposit                                        | 06/09/2022 |     |     | Harris County Tax Office              | Deliquent P&I | 1,559.12     |
| Deposit                                        | 06/14/2022 |     |     | Harris County Tax Office              | P&I           | 2,703.11     |
| Deposit                                        | 06/14/2022 |     |     | Harris County Tax Office              | Deliquent P&I | 6,408.50     |
| Deposit                                        | 06/21/2022 |     |     | Harris County Tax Office              | P&I           | 1,961.10     |
| Deposit                                        | 06/21/2022 |     |     | Harris County Tax Office              | Deliquent P&I | 1,052.40     |
| Deposit                                        | 07/05/2022 |     |     | Harris County Tax Office              | P&I           | 6,968.60     |
| Deposit                                        | 07/05/2022 |     |     | Harris County Tax Office              | Deliquent P&I | 5,690.02     |
| Deposit                                        | 07/06/2022 |     |     | Harris County Tax Office              | P&I           | 90.53        |
| Deposit                                        | 07/06/2022 |     |     | Harris County Tax Office              | Deliquent P&I | 214.30       |
| Total 42100 · Penalty & Interest               |            |     |     |                                       |               | 165,415.16   |
| <b>42300 · Tax Revenue</b>                     |            |     |     |                                       |               |              |
| Deposit                                        | 01/12/2022 |     |     | Harris County Tax Office              | Current Levy  | 1,405,770.10 |
| Deposit                                        | 01/14/2022 |     |     | Harris County Tax Office              | Current Levy  | 537,019.53   |
| Deposit                                        | 01/20/2022 |     |     | Harris County Tax Office              | Current Levy  | 878,346.80   |
| Deposit                                        | 01/24/2022 |     |     | Harris County Tax Office              | Current Levy  | 577,403.44   |
| Deposit                                        | 01/26/2022 |     |     | Harris County Tax Office              | Current Levy  | 683,910.87   |
| Deposit                                        | 01/31/2022 |     |     | Harris County Tax Office              | Current Levy  | 43,967.34    |
| Deposit                                        | 01/31/2022 |     |     | Harris County Tax Office              | Current Levy  | 1,130,669.03 |
| Total 42300 · Tax Revenue                      |            |     |     |                                       |               | 5,257,087.11 |
| Total 42000 · Tax Revenues                     |            |     |     |                                       |               | 5,422,502.27 |
| <b>43000 · Other Income</b>                    |            |     |     |                                       |               |              |
| <b>43200 · Donations &amp; Contributions</b>   |            |     |     |                                       |               |              |
| Deposit                                        | 03/24/2022 |     |     | Harris County Utility District No ... | Deposit       | 748.34       |
| Deposit                                        | 03/24/2022 |     |     | Harris County Utility District No ... | Deposit       | 826.94       |
| Deposit                                        | 04/22/2022 | DEP |     |                                       | Deposit       | 1,592.62     |
| Deposit                                        | 04/22/2022 | DEP |     |                                       | Deposit       | 808.98       |
| Deposit                                        | 07/14/2022 |     |     | Harris County Utility District No ... | Deposit       | 750.39       |
| Deposit                                        | 07/14/2022 |     |     | Harris County Utility District No ... | Deposit       | 810.98       |
| Deposit                                        | 07/14/2022 |     |     | Harris County Utility District No ... | Deposit       | 765.86       |
| Total 43200 · Donations & Contributions        |            |     |     |                                       |               | 6,304.11     |
| <b>43700 · Interest Earned on Temp. Invest</b> |            |     |     |                                       |               |              |
| Deposit                                        | 01/31/2022 |     |     |                                       | Interest      | 0.04         |
| Deposit                                        | 01/31/2022 |     |     |                                       | Interest      | 4,111.68     |
| Deposit                                        | 02/28/2022 |     |     |                                       | Interest      | 4,979.25     |
| Deposit                                        | 02/28/2022 |     |     |                                       | Interest      | 0.05         |

No assurance is provided on these financial statements

**Harris County ESD No. 1 - GOF  
Profit & Loss Detail  
January through July 2022**

| Type                                           | Date       | Num         | Adj | Name                           | Memo                                                | Amount       |
|------------------------------------------------|------------|-------------|-----|--------------------------------|-----------------------------------------------------|--------------|
| Deposit                                        | 03/31/2022 |             |     |                                | Interest                                            | 0.38         |
| Deposit                                        | 03/31/2022 |             |     |                                | Interest                                            | 5,573.89     |
| Deposit                                        | 04/30/2022 |             |     |                                | Interest                                            | 5,108.51     |
| Deposit                                        | 04/30/2022 |             |     |                                | Interest                                            | 0.70         |
| Deposit                                        | 05/31/2022 |             |     |                                | Interest                                            | 8,479.79     |
| Deposit                                        | 05/31/2022 |             |     |                                | Interest                                            | 1,189.58     |
| Deposit                                        | 06/30/2022 |             |     |                                | Interest                                            | 18,269.73    |
| Deposit                                        | 06/30/2022 |             |     |                                | Interest                                            | 639.63       |
| Deposit                                        | 07/31/2022 |             |     |                                | Interest                                            | 27,288.00    |
| Deposit                                        | 07/31/2022 |             |     |                                | Interest                                            | 386.62       |
| Total 43700 · Interest Earned on Temp. Invest  |            |             |     |                                |                                                     | 76,027.85    |
| Total 43000 · Other Income                     |            |             |     |                                |                                                     | 82,331.96    |
| Total Income                                   |            |             |     |                                |                                                     | 5,820,152.23 |
| Gross Profit                                   |            |             |     |                                |                                                     | 5,820,152.23 |
| <b>Expense</b>                                 |            |             |     |                                |                                                     |              |
| <b>143502 · Commissions Paid from Levy</b>     |            |             |     |                                |                                                     |              |
| Deposit                                        | 01/12/2022 |             |     | Harris County Tax Office       | Adj                                                 | 14,133.81    |
| Deposit                                        | 01/14/2022 |             |     | Harris County Tax Office       | Adj                                                 | 5,381.02     |
| Deposit                                        | 01/20/2022 |             |     | Harris County Tax Office       | Adj                                                 | 8,858.32     |
| Deposit                                        | 01/24/2022 |             |     | Harris County Tax Office       | Adj                                                 | 3,182.52     |
| Deposit                                        | 02/24/2022 |             |     | Harris County Tax Office       | Deposit                                             | 1,592.15     |
| Deposit                                        | 02/28/2022 |             |     | Harris County Tax Office       | Deposit                                             | -9,545.29    |
| Total 143502 · Commissions Paid from Levy      |            |             |     |                                |                                                     | 23,602.53    |
| <b>50000 · Commissioner Salaries and Wages</b> |            |             |     |                                |                                                     |              |
| <b>50250 · Commissioner Reimbursement</b>      |            |             |     |                                |                                                     |              |
| Bill                                           | 01/18/2022 | Jan 22 ...  |     | Fred A Scibuola                | Jan 2022 Reimbursement                              | 600.00       |
| Bill                                           | 02/21/2022 | Feb 22 ...  |     | Fred A Scibuola                | Feb 2022 Reimbursement                              | 600.00       |
| Bill                                           | 02/22/2022 | Reim F...   |     | Shirley Reed                   | Reimbursement Request Jan 5 - Feb 22, 2022          | 1,050.00     |
| Bill                                           | 03/14/2022 | Reim M...   |     | Shirley Reed                   | Reimbursement Request Feb 23 - Mar 14, 2022         | 450.00       |
| Bill                                           | 03/15/2022 | March ...   |     | Fred A Scibuola                | Mar 2022 Reimbursement                              | 600.00       |
| Bill                                           | 03/31/2022 | April 12... |     | Fred A Scibuola                | Apr 2022 Reimbursement                              | 600.00       |
| Bill                                           | 05/19/2022 | May 19...   |     | Fred A Scibuola                | May 2022 Reimbursement                              | 600.00       |
| Bill                                           | 05/31/2022 | 2022 R...   |     | Cathy Sunday_                  | Commissioner Reimbursement 2022                     | 7,000.00     |
| Bill                                           | 06/11/2022 | June 1...   |     | Fred A Scibuola                | June 2022 Reimbursement                             | 600.00       |
| Bill                                           | 07/21/2022 | Reim J...   |     | Shirley Reed                   | Reimbursement Request Mar 21 - Apr 25, 2022         | 900.00       |
| Bill                                           | 07/22/2022 | July 15 ... |     | Fred A Scibuola                | July 2022 Reimbursement                             | 600.00       |
| Total 50250 · Commissioner Reimbursement       |            |             |     |                                |                                                     | 13,600.00    |
| Total 50000 · Commissioner Salaries and Wages  |            |             |     |                                |                                                     | 13,600.00    |
| <b>51000 · HCEC Program Expense</b>            |            |             |     |                                |                                                     |              |
| <b>51100 · HCEC Contract Expense</b>           |            |             |     |                                |                                                     |              |
| Bill                                           | 01/31/2022 | 2513        |     | HCEC                           | Rate change to \$984.21 @ 2034 trips (less \$342... | 1,658,934.00 |
| Bill                                           | 02/28/2022 | 2534        |     | HCEC                           | Rate change to \$984.21 @ 1866 trips (less \$397... | 1,438,665.00 |
| Bill                                           | 03/31/2022 | 2558        |     | HCEC                           | Rate Change to \$984.21 @ 1885 Trips less (\$55...  | 1,300,943.00 |
| Bill                                           | 04/30/2022 | 2588        |     | HCEC                           | Rate Change to \$984.21 @ 1991 Trips less (\$40...  | 1,552,733.00 |
| Bill                                           | 05/31/2022 | 2608        |     | HCEC                           | Rate Change to \$984.21 @ 2164 Trips less (\$40...  | 1,723,253.00 |
| Bill                                           | 06/30/2022 | 2620        |     | HCEC                           | Rate Change to \$984.21 @ 2130 Trips less (\$38...  | 1,708,048.00 |
| Total 51100 · HCEC Contract Expense            |            |             |     |                                |                                                     | 9,382,576.00 |
| Total 51000 · HCEC Program Expense             |            |             |     |                                |                                                     | 9,382,576.00 |
| <b>52000 · Contract Services (DNU)</b>         |            |             |     |                                |                                                     |              |
| <b>52100 · Accounting Fees</b>                 |            |             |     |                                |                                                     |              |
| Bill                                           | 01/31/2022 | 2288        |     | The Morton Accounting Services | Jan CPA Services                                    | 4,246.18     |
| Bill                                           | 02/28/2022 | 2293        |     | The Morton Accounting Services | Feb CPA Services                                    | 3,974.55     |
| Bill                                           | 03/31/2022 | 2304        |     | The Morton Accounting Services | Mar CPA Services                                    | 4,810.77     |
| Bill                                           | 04/30/2022 | 2310        |     | The Morton Accounting Services | April CPA Services                                  | 4,698.06     |
| Bill                                           | 05/31/2022 | 2315        |     | The Morton Accounting Services | May CPA Services                                    | 4,208.39     |
| Bill                                           | 06/30/2022 | 2324        |     | The Morton Accounting Services | June CPA Services                                   | 4,029.88     |
| Bill                                           | 07/31/2022 | 2331        |     | The Morton Accounting Services | July CPA Services                                   | 3,629.34     |

2:55 PM

08/28/22

Accrual Basis

**Harris County ESD No. 1 - GOF**  
**Profit & Loss Detail**  
 January through July 2022

| Type                                               | Date       | Num       | Adj | Name                           | Memo                                              | Amount     |
|----------------------------------------------------|------------|-----------|-----|--------------------------------|---------------------------------------------------|------------|
| Total 52100 · Accounting Fees                      |            |           |     |                                |                                                   | 29,597.17  |
| <b>52200 · Audit Fees</b>                          |            |           |     |                                |                                                   |            |
| Bill                                               | 03/24/2022 | 173126... |     | Carr Riggs & Ingram            | 2021 Audit Billing - Interim                      | 15,000.00  |
| Bill                                               | 05/31/2022 | 173756... |     | Carr Riggs & Ingram            | 2021 Audit Billing - Final                        | 3,790.00   |
| Total 52200 · Audit Fees                           |            |           |     |                                |                                                   | 18,790.00  |
| <b>52300 · Legal Fees</b>                          |            |           |     |                                |                                                   |            |
| Bill                                               | 01/11/2022 |           |     | Caryn Papantonakis             | Legal Fees                                        | 6,000.00   |
| Bill                                               | 02/11/2022 |           |     | Caryn Papantonakis             | Legal Fees                                        | 6,000.00   |
| Bill                                               | 03/11/2022 |           |     | Caryn Papantonakis             | Legal Fees                                        | 6,000.00   |
| Bill                                               | 04/11/2022 |           |     | Caryn Papantonakis             | Legal Fees                                        | 6,000.00   |
| Bill                                               | 05/11/2022 |           |     | Caryn Papantonakis             | Legal Fees                                        | 6,000.00   |
| Bill                                               | 06/11/2022 |           |     | Caryn Papantonakis             | Legal Fees                                        | 6,000.00   |
| Bill                                               | 07/11/2022 |           |     | Caryn Papantonakis             | Legal Fees                                        | 6,000.00   |
| Total 52300 · Legal Fees                           |            |           |     |                                |                                                   | 42,000.00  |
| <b>52350 · Outside Contract Services</b>           |            |           |     |                                |                                                   |            |
| Bill                                               | 04/30/2022 | 9221      |     | AG CM Inc.                     | Project Management Support #93 & 96 - April 20... | 9,110.00   |
| Bill                                               | 05/25/2022 | 58669     |     | Equitax Inc.                   | 2021 Annual Tax True Up                           | 3,200.00   |
| Bill                                               | 05/31/2022 | 9343      |     | AG CM Inc.                     | Project Management Support #93 & 96 - May 20...   | 13,831.40  |
| Bill                                               | 06/30/2022 | 9424      |     | AG CM Inc.                     | Project Management Support #93 & 96 - June 2...   | 5,459.00   |
| Bill                                               | 07/31/2022 | 9510      |     | AG CM Inc.                     | Project Management Support #93 & 96 - July 2022   | 2,683.50   |
| Total 52350 · Outside Contract Services            |            |           |     |                                |                                                   | 34,283.90  |
| <b>52550 · Election Expense</b>                    |            |           |     |                                |                                                   |            |
| Bill                                               | 01/31/2022 | 213927    |     | Radcliffe Bobbitt Adams Polley | Legal - Election and Litigation                   | 3,919.53   |
| Bill                                               | 02/28/2022 | 214102    |     | Radcliffe Bobbitt Adams Polley | Legal - Election and Litigation                   | 1,304.70   |
| Bill                                               | 04/30/2022 | 214465    |     | Radcliffe Bobbitt Adams Polley | Legal - Election and Litigation                   | 60.60      |
| Bill                                               | 06/14/2022 | 214717    |     | Radcliffe Bobbitt Adams Polley | Legal - Election and Litigation                   | 2,629.03   |
| Bill                                               | 06/30/2022 | 214830    |     | Radcliffe Bobbitt Adams Polley | Legal - Election and Litigation                   | 31.21      |
| Bill                                               | 07/31/2022 | 215066    |     | Radcliffe Bobbitt Adams Polley | Legal - Election and Litigation                   | 123.36     |
| Total 52550 · Election Expense                     |            |           |     |                                |                                                   | 8,068.43   |
| Total 52000 · Contract Services (DNU)              |            |           |     |                                |                                                   | 132,739.50 |
| <b>53000 · Operations (DNU)</b>                    |            |           |     |                                |                                                   |            |
| <b>53150 · Dues &amp; Subscriptions</b>            |            |           |     |                                |                                                   |            |
| Bill                                               | 01/31/2022 | 13139     |     | Oak Interactive, LLC           | Monthly Website Maintenance - Jan                 | 450.00     |
| Bill                                               | 02/28/2022 | 13172     |     | Oak Interactive, LLC           | Monthly Website Maintenance - Feb                 | 450.00     |
| Bill                                               | 03/31/2022 | 13199     |     | Oak Interactive, LLC           | Monthly Website Maintenance - Mar                 | 450.00     |
| Bill                                               | 04/30/2022 | 13228     |     | Oak Interactive, LLC           | Monthly Website Maintenance - April               | 450.00     |
| Bill                                               | 05/31/2022 | 13255     |     | Oak Interactive, LLC           | Monthly Website Maintenance - May                 | 450.00     |
| Bill                                               | 06/30/2022 | 13286     |     | Oak Interactive, LLC           | Monthly Website Maintenance - June                | 450.00     |
| Bill                                               | 07/31/2022 | 13310     |     | Oak Interactive, LLC           | Monthly Website Maintenance - July                | 450.00     |
| Total 53150 · Dues & Subscriptions                 |            |           |     |                                |                                                   | 3,150.00   |
| <b>53300 · Printing &amp; Copying</b>              |            |           |     |                                |                                                   |            |
| Bill                                               | 01/31/2022 | 2288      |     | The Morton Accounting Services | Copies                                            | 6.09       |
| Bill                                               | 02/28/2022 | 2293      |     | The Morton Accounting Services | Copies                                            | 6.09       |
| Bill                                               | 03/31/2022 | 2304      |     | The Morton Accounting Services | Copies                                            | 12.18      |
| Bill                                               | 04/30/2022 | 2310      |     | The Morton Accounting Services | Copies                                            | 10.73      |
| Bill                                               | 05/31/2022 | 2315      |     | The Morton Accounting Services | Copies                                            | 5.51       |
| Bill                                               | 06/30/2022 | 2324      |     | The Morton Accounting Services | Copies                                            | 4.35       |
| Bill                                               | 07/31/2022 | 2331      |     | The Morton Accounting Services | Copies                                            | 3.48       |
| Total 53300 · Printing & Copying                   |            |           |     |                                |                                                   | 48.43      |
| <b>53400 · Office Supplies</b>                     |            |           |     |                                |                                                   |            |
| Bill                                               | 01/31/2022 | 2288      |     | The Morton Accounting Services | Quickbooks software                               | 449.00     |
| Total 53400 · Office Supplies                      |            |           |     |                                |                                                   | 449.00     |
| Total 53000 · Operations (DNU)                     |            |           |     |                                |                                                   | 3,647.43   |
| <b>54000 · General and Admin Expenses</b>          |            |           |     |                                |                                                   |            |
| <b>54150 · Insurance - Gen Liab-Err &amp; Omis</b> |            |           |     |                                |                                                   |            |

No assurance is provided on these financial statements

2:55 PM

08/28/22

Accrual Basis

**Harris County ESD No. 1 - GOF**  
**Profit & Loss Detail**  
**January through July 2022**

| Type                                           | Date       | Num        | Adj | Name                             | Memo                                                | Amount               |
|------------------------------------------------|------------|------------|-----|----------------------------------|-----------------------------------------------------|----------------------|
| Bill                                           | 01/12/2022 | 2022 - ... |     | VFIS of Texas                    | HARC0-1 Insurance Coverage - 1/1/22 to 12/31/...    | 68,346.00            |
| Total 54150 · Insurance - Gen Liab-Err & Omis  |            |            |     |                                  |                                                     | 68,346.00            |
| <b>54300 · Other Costs (Contengency Funds)</b> |            |            |     |                                  |                                                     |                      |
| Bill                                           | 06/11/2022 | May/Ju...  |     | Chase Card Services              | Acct x7714                                          | 67.30                |
| Bill                                           | 07/31/2022 | July 2022  |     | Chase Card Services              | Acct x7714                                          | 62.03                |
| Total 54300 · Other Costs (Contengency Funds)  |            |            |     |                                  |                                                     | 129.33               |
| <b>54400 · HCAD Qtr Expenses</b>               |            |            |     |                                  |                                                     |                      |
| Bill                                           | 02/15/2022 | PSI220...  |     | Harris County Appraisal District | 2nd Qtr Quarter 2022 Assessment                     | 35,989.00            |
| Bill                                           | 05/17/2022 | PSI220...  |     | Harris County Appraisal District | 3rd Qtr Quarter 2022 Assessment                     | 36,189.00            |
| Bill                                           | 07/31/2022 | PSI220...  |     | Harris County Appraisal District | 4th Qtr Quarter 2022 Assessment                     | 36,629.00            |
| Total 54400 · HCAD Qtr Expenses                |            |            |     |                                  |                                                     | 108,807.00           |
| Total 54000 · General and Admin Expenses       |            |            |     |                                  |                                                     | 177,282.33           |
| <b>60000 · Interest Expense</b>                |            |            |     |                                  |                                                     |                      |
| Bill                                           | 05/16/2022 | Loan P...  |     | JPMorgan Chase Bank NA           | Payment for Loan - \$6,251,874.51 (confirm inter... | 43,763.12            |
| Total 60000 · Interest Expense                 |            |            |     |                                  |                                                     | 43,763.12            |
| Total Expense                                  |            |            |     |                                  |                                                     | 9,777,210.91         |
| Net Ordinary Income                            |            |            |     |                                  |                                                     | -3,957,058.68        |
| <b>Net Income</b>                              |            |            |     |                                  |                                                     | <b>-3,957,058.68</b> |

# INVOICE



## OAK Interactive, LLC

1819 Blue Water Bay Dr., Katy, TX 77494,  
UNITED STATES  
info@oakinteractive.com; Website:  
www.oakinteractive.com

**Invoice No#:** 13310

**Invoice Date:** Jul 31, 2022

**Reference:** Creative Services

**Due Date:** Aug 30, 2022

**\$450.00**

**AMOUNT DUE**

### BILL TO

HCESD-1.org  
Melissa Morton  
2800 Aldine Bender Rd., Houston, TX  
77032, UNITED STATES

| #            | ITEMS & DESCRIPTION                       | QTY/HRS | PRICE AMOUNT(\$) |            |
|--------------|-------------------------------------------|---------|------------------|------------|
| 1            | Website Maintenance<br>HCESD-1.org - July | 1       | \$450.00         | \$450.00   |
| Subtotal     |                                           |         |                  | \$450.00   |
| <b>TOTAL</b> |                                           |         | <b>\$450.00</b>  | <b>USD</b> |

### NOTES TO CUSTOMER

July, 2022 - Kindly Remit to: OAK Interactive, LLC  
1819 Blue Water Bay Dr., Katy, TX 77494

THANK YOU FOR YOUR BUSINESS!

### TERMS AND CONDITIONS

Net 30 - Interest accrued at 2% per month, thereafter. Make checks payable to: OAK Interactive, LLC or pay via Credit Card with a 4% processing fee. Sales Tax applied to:

- Website Maintenance
- Website Design & Development
- Hard Cost for production items





AG|CM, Inc.  
 1101 Ocean Dr.  
 P.O. Box 2682  
 Corpus Christi, TX 78403  
 361-882-0469

Harris County ESD #1  
 Attn: Jeremy Hyde  
 2800 Aldine Bender Rd.  
 Houston, TX 77032

Invoice number 9510  
 Date 08/01/2022

Project **22-012P Harris County ESD 1 Stations 93 and 96**

Billing Period 07/01/2022 - 07/31/2022

**Invoice Summary**

| Description                       | Contract Amount | Total Billed | Prior Billed | Current Billed | Remaining  | Percent Complete |
|-----------------------------------|-----------------|--------------|--------------|----------------|------------|------------------|
| <b>PROJECT MANAGEMENT SUPPORT</b> | 259,140.00      | 31,083.90    | 28,400.40    | 2,683.50       | 228,056.10 | 12.00            |
| Total                             | 259,140.00      | 31,083.90    | 28,400.40    | 2,683.50       | 228,056.10 | 12.00            |

**Professional Fees**

|                            | Hours | Rate   | Billed Amount   |
|----------------------------|-------|--------|-----------------|
| Design Manager - AIA       |       |        |                 |
| Paul E. Kullman            | 10.50 | 155.00 | 1,627.50        |
| Project Manager            |       |        |                 |
| Elijah L. Washington       | 8.00  | 132.00 | 1,056.00        |
| Professional Fees subtotal | 18.50 |        | 2,683.50        |
| Invoice total              |       |        | <b>2,683.50</b> |

**Aging Summary**

| Invoice Number | Invoice Date | Outstanding | Current  | Over 30 | Over 60 | Over 90 | Over 120 |
|----------------|--------------|-------------|----------|---------|---------|---------|----------|
| 9510           | 08/01/2022   | 2,683.50    | 2,683.50 |         |         |         |          |
|                | Total        | 2,683.50    | 2,683.50 | 0.00    | 0.00    | 0.00    | 0.00     |

Approved by:

Christopher L. Majors  
 Vice President of East & South Regions

**NOTE:**

*Please send all accounts receivable correspondent to ar@agcm.com.*

**IMPORTANT PAYMENT INFORMATION:**

*Please call to verify any changes to our ACH information at 361-882-0469 ext 311 or 361-215-1533 (Brenda Brewer's cell) prior to making the changes.*

**REMIT PAYMENT TO:**

AG|CM, Inc.  
P.O. Box 2682  
Corpus Christi, TX 78403

**Invoice Supporting Detail**

22-012P Harris County ESD 1 Stations 93 and 96  
 PROJECT MANAGEMENT SUPPORT  
 Preconstruction & Design

Phase Status: Active

Billing Cutoff: 07/31/2022

| Date | Units | Rate | Amount |
|------|-------|------|--------|
|------|-------|------|--------|

**Labor**

WIP Status: Billable

Design Manager - AIA

Paul E. Kullman

|                                                |            |      |        |        |
|------------------------------------------------|------------|------|--------|--------|
| Billable Time                                  | 07/06/2022 | 1.00 | 155.00 | 155.00 |
| <i>Project Coordination</i>                    |            |      |        |        |
| Billable Time                                  | 07/07/2022 | 1.00 | 155.00 | 155.00 |
| <i>Project Coordination</i>                    |            |      |        |        |
| Billable Time                                  | 07/11/2022 | 1.00 | 155.00 | 155.00 |
| <i>Project Coordination</i>                    |            |      |        |        |
| Billable Time                                  | 07/21/2022 | 4.00 | 155.00 | 620.00 |
| <i>Design Kick-off Meeting &amp; Follow-up</i> |            |      |        |        |
| Billable Time                                  | 07/22/2022 | 0.50 | 155.00 | 77.50  |
| <i>Project Coordination</i>                    |            |      |        |        |
| Billable Time                                  | 07/25/2022 | 1.00 | 155.00 | 155.00 |
| <i>Project Coordination</i>                    |            |      |        |        |
| Billable Time                                  | 07/26/2022 | 1.00 | 155.00 | 155.00 |
| <i>Project Coordination</i>                    |            |      |        |        |
| Billable Time                                  | 07/28/2022 | 1.00 | 155.00 | 155.00 |
| <i>Project Coordination</i>                    |            |      |        |        |

Subtotal **10.50** **1,627.50**

Project Manager

Elijah L. Washington

|                                                                                                                          |            |      |        |        |
|--------------------------------------------------------------------------------------------------------------------------|------------|------|--------|--------|
| Billable Time                                                                                                            | 07/21/2022 | 4.00 | 132.00 | 528.00 |
| <i>Attend Design kick off meeting with Design-builder</i>                                                                |            |      |        |        |
| Billable Time                                                                                                            | 07/26/2022 | 4.00 | 132.00 | 528.00 |
| <i>Review project schedule and coordinate asbestos surveys and submission of consultant agreement with Alpha Testing</i> |            |      |        |        |

Subtotal **8.00** **1,056.00**

Labor total **18.50** **2,683.50**

**PROJECT MANAGEMENT SUPPORT**  
**Construction Phase**

Phase Status: Work Hold

Billing Cutoff: 07/31/2022

| Date | Units | Rate | Amount |
|------|-------|------|--------|
|------|-------|------|--------|

WIP Status:

Subtotal **0.00**

total **0.00**

**Invoice Supporting Detail**

22-012P Harris County ESD 1 Stations 93 and 96

PROJECT MANAGEMENT SUPPORT

Survey Service at 1.10

Phase Status: Active

Billing Cutoff: 07/31/2022

| Date | Units | Rate | Amount |
|------|-------|------|--------|
|------|-------|------|--------|

WIP Status:

|          |  |  |      |
|----------|--|--|------|
| Subtotal |  |  | 0.00 |
| total    |  |  | 0.00 |

**Invoice Summary**

|              | Contract          | Billed           | %         | Remaining         | %         |
|--------------|-------------------|------------------|-----------|-------------------|-----------|
| Labor        | 259,140.00        | 19,273.00        | 7         | 239,867.00        | 93        |
| Expense      |                   | 1,759.10         |           | -1,759.10         |           |
| Consultant   |                   | 10,051.80        |           | -10,051.80        |           |
| <b>Total</b> | <b>259,140.00</b> | <b>31,083.90</b> | <b>12</b> | <b>228,056.10</b> | <b>88</b> |



---

# RBAP

---

RADCLIFFE  
BOBBITT  
ADAMS  
POLLEY

America Tower  
2929 Allen Parkway, Suite 3450  
Houston, Texas 77019  
(713) 237-1221  
www.rbaplaw.com

Harris County ESD No. 1  
c/o The Morton Accounting Services  
1125 Cypress Station Drive, Building H-4  
Houston, Texas 77090

August 8, 2022

Client No.: 1850.0000  
Invoice No.: 215066

**Attention:**

**RE:** Elections

| DATE      | DESCRIPTION                                                                                                                                              | HOURS | AMOUNT          |     |
|-----------|----------------------------------------------------------------------------------------------------------------------------------------------------------|-------|-----------------|-----|
| Jul-05-22 | Scan and profile Commissioner documents for S. Reed and V. Bazan; prepare correspondence and transmit Oaths of Office to Harris County Clerk for filing. | 0.50  | 60.00           | RDR |
| Jul-12-22 | Scan and profile Harris County Clerk file-stamped Oaths of Office for V. Bazan and S. Reed.                                                              | 0.25  | 30.00           | RDR |
| Jul-13-22 | Prepare and submit Texas Secretary of State Annual Voting System Information Survey.                                                                     | 0.25  | 30.00           | RDR |
|           | Totals                                                                                                                                                   | 1.00  | <u>\$120.00</u> |     |

**DISBURSEMENTS**

|                             |               |
|-----------------------------|---------------|
| Photocopies - Black & White | 2.10          |
| Postage                     | 1.26          |
| Totals                      | <u>\$3.36</u> |

|                                      |                 |
|--------------------------------------|-----------------|
| <b>Total Fee &amp; Disbursements</b> | <u>\$123.36</u> |
| <b>Balance Now Due</b>               | <u>\$123.36</u> |



HARRIS COUNTY APPRAISAL DISTRICT  
 BUDGET AND FINANCE DIVISION  
 ACCOUNTS RECEIVABLE  
 PO BOX 920975  
 HOUSTON, TX 77292-0975  
 PHONE 713-808-7659  
 FAX 713-957-7410

# INVOICE

Invoice Number: PSI22002429  
 Invoice Date: 8/17/2022

HARRIS COUNTY ESD 1  
 ANN HARRIS BENNETT  
 1001 PRESTON ST  
 HOUSTON, TX 77002-1817

HARRIS COUNTY ESD 1  
 CATHY SUNDAY PRESIDENT  
 THE MORTON ACCOUNTING SVCS  
 1125 CYPRESS STATION DR STE H-4  
 HOUSTON, TX 77090

Due Date 9/30/2022 Customer ID 671  
 Terms DUE LAST BUSINESS DAY OF QTR

| Item/Description           | Unit | Order Qty | Quantity | Unit Price | Total Price |
|----------------------------|------|-----------|----------|------------|-------------|
| Qtr 4 QUARTERLY ASSESSMENT |      | 1         | 1        | 36,629.00  | 36,629.00   |

**Subtotal: 36,629.00**  
 Invoice Discount: 0.00  
 Tax: 0.00  


---

**Total: 36,629.00**

**PENALTY AND INTEREST APPLY IF NOT PAID BY DUE DATE.**

\* SEC 6.06(e), TEXAS PROPERTY TAX CODE

**MAIL TO:**

HARRIS COUNTY APPRAISAL DISTRICT  
 BUDGET AND FINANCE DIVISION  
 ACCOUNTS RECEIVABLE  
 PO BOX 920975  
 HOUSTON, TX 77292-0975







# Invoice

|           |           |
|-----------|-----------|
| Date      | Invoice # |
| 7/31/2022 | 2331      |

|                                                                    |
|--------------------------------------------------------------------|
| Bill To                                                            |
| Harris County ESD #1<br>2800 Aldine Bender Rd<br>Houston, TX 77032 |

|        |           |
|--------|-----------|
| Terms  | Due Date  |
| Net 30 | 8/30/2022 |

| Serviced  | Description                                                                                                              | Hours | Rate     | Amount   |
|-----------|--------------------------------------------------------------------------------------------------------------------------|-------|----------|----------|
| 7/31/2022 | July Financial Statements                                                                                                |       | 2,750.00 | 2,750.00 |
| 7/31/2022 | Additional Hours (Fixed asset management, meeting with board members for ACH approval for Prosperity, special reporting) | 6.281 | 140.00   | 879.34   |
| 7/31/2022 | Copies                                                                                                                   | 12    | 0.29     | 3.48     |

Please Remit Payment to:  
The Morton Accounting Service  
1125 Cypress Station Dr. Bldg H-4  
Houston, TX 77090

or via the Intuit payment link in the email.

|                         |            |
|-------------------------|------------|
| <b>Total</b>            | \$3,632.82 |
| <b>Payments/Credits</b> | \$0.00     |
| <b>Balance Due</b>      | \$3,632.82 |

Harris County ESD No. 1 - GOF  
**Profit & Loss Budget Overview**  
January through December 2023

|                                                        | <u>Jan - Dec 23</u>  |
|--------------------------------------------------------|----------------------|
| Beginning Balance Estimated Equity                     | \$ 10,000,000.00     |
| Ordinary Income/Expense                                |                      |
| Income                                                 |                      |
| 41000 · Service Revenue                                |                      |
| 41100 · HCEC Ambulance Lease Revenue                   | 84,000.00            |
| 41200 · HCEC Property Lease Revenue                    | 546,636.00           |
| 41000 · Service Revenue - Other                        | 0.00                 |
| <b>Total 41000 · Service Revenue</b>                   | <u>630,636.00</u>    |
| 42000 · Tax Revenues                                   |                      |
| 42100 · Penalty & Interest                             | 216,179.47           |
| 42300 · Tax Revenue                                    | 19,829,253.00        |
| <b>Total 42000 · Tax Revenues</b>                      | <u>20,045,432.47</u> |
| 43000 · Other Income                                   |                      |
| 43100 · Miscellaneous Income                           | 5,000.00             |
| 43150 · Proceeds from Sale of Asset                    | 2,000.00             |
| 43200 · Donations & Contributions                      | 9,000.00             |
| 43500 · Training & Education                           | 1,000.00             |
| 43550 · Interest Earned on Checking                    | 60,000.00            |
| 43700 · Interest Earned on Temp. Invest                | 0.00                 |
| <b>Total 43000 · Other Income</b>                      | <u>77,000.00</u>     |
| <b>Total Income</b>                                    | <u>20,753,068.47</u> |
| <b>Gross Profit</b>                                    | <u>20,753,068.47</u> |
| Expense                                                |                      |
| 143502 · Commissions Paid from Levy                    | 80,000.00            |
| 162800 · Facilities & Equipment (DNU)                  |                      |
| 162805 · Furniture/Equip - Non-Asset                   | 20,000.00            |
| 162840 · Equip Rental & Maintenance                    | 20,000.00            |
| <b>Total 162800 · Facilities &amp; Equipment (DNU)</b> | <u>40,000.00</u>     |
| 170000 · Capital Purchases                             |                      |
| 17001 · Vehicles                                       | 300,000.00           |
| 17002 · Buildings                                      | 6,000,000.00         |
| 17003 · Medical Equipment                              | 100,000.00           |
| <b>Total 170000 · Capital Purchases</b>                | <u>6,400,000.00</u>  |
| 50000 · Commissioner Salaries and Wages                |                      |
| 50250 · Commissioner Reimbursement                     | 36,000.00            |
| <b>Total 50000 · Commissioner Salaries and Wages</b>   | <u>36,000.00</u>     |
| 51000 · HCEC Program Expense                           |                      |
| 51100 · HCEC Contract Expense                          | 19,243,615.00        |
| <b>Total 51000 · HCEC Program Expense</b>              | <u>19,243,615.00</u> |
| 52000 · Contract Services (DNU)                        |                      |
| 52100 · Accounting Fees                                | 52,000.00            |
| 52200 · Audit Fees                                     | 20,000.00            |
| 52300 · Legal Fees                                     | 72,000.00            |
| 52350 · Outside Contract Services                      | 25,000.00            |

**APPROVED**

Document approved by Harris County ESD-1  
Board of Commissioners  
By a Majority Vote

on 8/30/22 (Date)

*[Signature]*  
President of ESD-1

*[Signature]*  
Secretary of ESD-1

**Harris County ESD No. 1 - GOF**  
**Profit & Loss Budget Overview**  
 January through December 2023

|                                                 | <b>Jan - Dec 23</b>        |
|-------------------------------------------------|----------------------------|
| 52550 · Election Expense                        | 1,000.00                   |
| <b>Total 52000 · Contract Services (DNU)</b>    | <b>170,000.00</b>          |
| <b>53000 · Operations (DNU)</b>                 |                            |
| 53150 · Dues & Subscriptions                    | 14,000.00                  |
| 53200 · Postage                                 | 300.00                     |
| 53250 · Computer/Software Support               | 750.00                     |
| 53300 · Printing & Copying                      | 250.00                     |
| 53350 · Legal Notices & Filing Fees             | 14,000.00                  |
| 53400 · Office Supplies                         | 1,000.00                   |
| <b>Total 53000 · Operations (DNU)</b>           | <b>30,300.00</b>           |
| <b>54000 · General and Admin Expenses</b>       |                            |
| 54150 · Insurance - Gen Liab-Err & Omis         | 74,638.00                  |
| 54200 · Insurance - Treasurer's Bond            | 2,020.00                   |
| 54300 · Other Costs (Contengency Funds)         | 2,000.00                   |
| 54400 · HCAD Qtr Expenses                       | 143,000.00                 |
| 54450 · Depreciation Expense                    | 2,500,000.00               |
| 54600 · Travel & Meetings                       | 4,000.00                   |
| 54650 · Conference, Conven & Meetings           | 6,000.00                   |
| 54700 · Travel/Lodging                          | 5,000.00                   |
| 54800 · Repairs & Maintenance (DNU)             | 10,000.00                  |
| <b>Total 54000 · General and Admin Expenses</b> | <b>2,746,658.00</b>        |
| 60000 · Interest Expense                        | 140,000.00                 |
| 61000 · Loan Costs                              | 75,000.00                  |
| <b>Total Expense</b>                            | <b>28,961,573.00</b>       |
| <b>Net Ordinary Income</b>                      | <b>-8,208,504.53</b>       |
| <b>Other Income/Expense</b>                     |                            |
| <b>Other Income</b>                             |                            |
| 71000 · Gain/Loss on Sale of Asset              | 2,000.00                   |
| <b>Total Other Income</b>                       | <b>2,000.00</b>            |
| <b>Net Other Income</b>                         | <b>2,000.00</b>            |
| <b>Net Income</b>                               | <b>-8,206,504.53</b>       |
| <br><b>Ending Balance</b>                       | <br><b>\$ 1,793,495.47</b> |

## Notice about 2022 Tax Rates

Property tax rates in Harris County Emergency Services District No. 1.

This notice concerns the 2022 property tax rates for Harris County Emergency Services District No. 1. This notice provides information about two tax rates used in adopting the current tax year's tax rate. The no-new-revenue tax rate would impose the same amount of taxes as last year if you compare properties taxed in both years. In most cases, the voter-approval tax rate is the highest tax rate a taxing unit can adopt without holding an election. In each case, these rates are calculated by dividing the total amount of taxes by the current taxable value with adjustments as required by state law. The rates are given per \$100 of property value.

|                                            |                  |
|--------------------------------------------|------------------|
| <b>This year's no-new-revenue tax rate</b> | \$0.083267/\$100 |
| <b>This year's voter-approval tax rate</b> | \$0.086271/\$100 |

To see the full calculations, please visit [www.hctax.net](http://www.hctax.net) for a copy of the Tax Rate Calculation Worksheet.

### Unencumbered Fund Balances

The following estimated balances will be left in the taxing unit's accounts at the end of the fiscal year. These balances are not encumbered by corresponding debt obligation.

| Type of Fund | Balance |
|--------------|---------|
|              | 0       |

### Current Year Debt Service

The following amounts are for long-term debts that are secured by property taxes. These amounts will be paid from upcoming property tax revenues (or additional sales tax revenues, if applicable).

| Description of Debt                                                                        | Principal or Contract<br>Payment to be Paid<br>from Property Taxes | Interest to be<br>Paid from<br>Property Taxes | Other Amounts<br>to be Paid | Total Payment |
|--------------------------------------------------------------------------------------------|--------------------------------------------------------------------|-----------------------------------------------|-----------------------------|---------------|
|                                                                                            | 0                                                                  | 0                                             | 0                           | 0             |
| Total required for 2022 debt service                                                       |                                                                    |                                               |                             | \$0           |
| - Amount (if any) paid from funds listed in unencumbered funds                             |                                                                    |                                               |                             | \$0           |
| - Amount (if any) paid from other resources                                                |                                                                    |                                               |                             | \$0           |
| - Excess collections last year                                                             |                                                                    |                                               |                             | \$0           |
| = Total to be paid from taxes in 2022                                                      |                                                                    |                                               |                             | \$0           |
| + Amount added in anticipation that the unit will collect only 98.89% of its taxes in 2022 |                                                                    |                                               |                             | \$0           |
| = Total debt levy                                                                          |                                                                    |                                               |                             | \$0           |

This notice contains a summary of actual no-new-revenue and voter-approval calculations as certified by Ann Harris Bennett, Harris County Tax Assessor-Collector on 08/18/2022 .

Visit [Texas.gov/PropertyTaxes](http://Texas.gov/PropertyTaxes) to find a link to your local property tax database on which you can easily access information regarding your property taxes, including information about proposed tax rates and scheduled public hearings of each entity that taxes your property.

The 86th Texas Legislature modified the manner in which the voter-approval tax rate is calculated to limit the rate of growth of property taxes in the state.





## President's Report – HCEC

### August 2022 Meeting


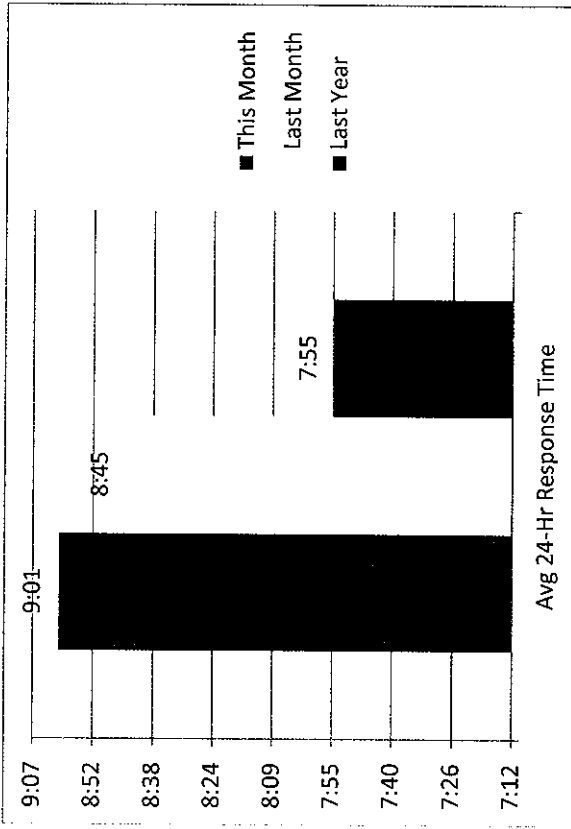
- HCEC responded to 2277 911 calls this month, compared to 2130 in the previous month. Our response time is 9:01.
- HCEC attended the Texas EMS Alliance Conference this month. HCEC personnel received 2 awards: Ken Elliott received the EMS Professional of the Year and Jeremy Hyde received the EMS Leader of the Year award.
- Keir represented HCEC and state EMS systems at 2 state meetings this month.
- HCEC had a case review this month where we reviewed interesting medical cases.
- HCEC collaborated with Little York FD at their Fire and Life Safety Fest this last week.
- HCEC attended High Meadows Library Health Fair last week.
- HCEC attended Aldine ISD Back to School Expo at MO Campbell and helped pass out backpacks.

Vehicle Accidents last month: 2-minor

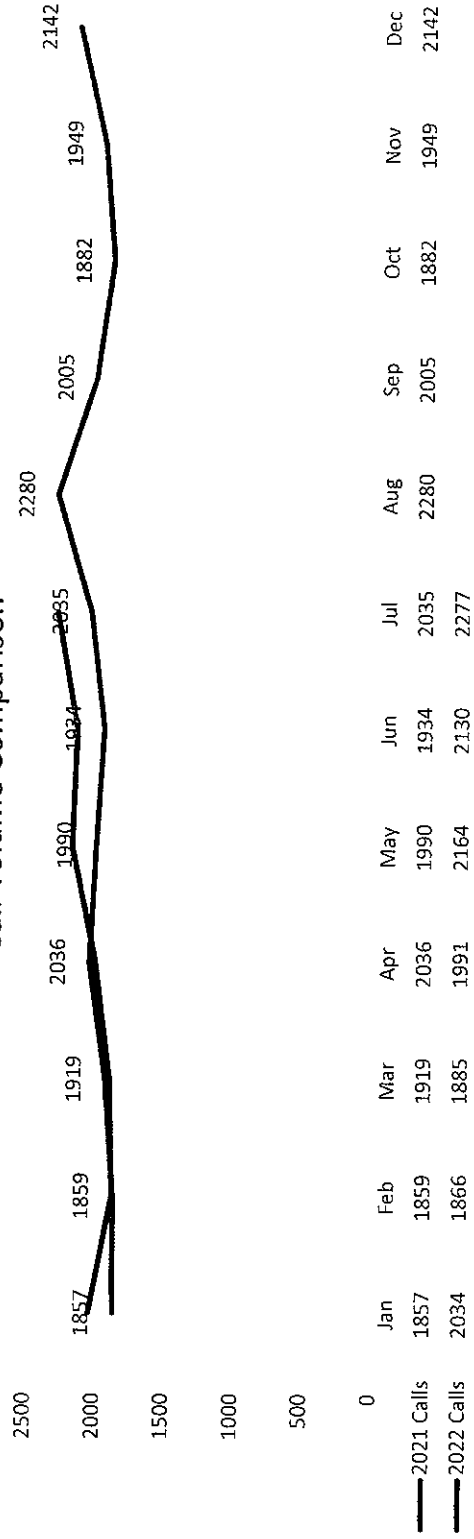
Maintenance Requests last month: 17

**APPROVED**  
Document approved by Harris County ESD-1  
Board of Commissioners  
By a Majority Vote  
on 8/30/22 (Date)  
  
President of ESD-1  
  
Secretary of ESD-1

# HCEC Activity July 2022



## Call Volume Comparison





Division 11 Harris County Emerg Corps

# 911 STATISTICS REPORT FOR PERIOD 07-01-22 to 07-31-22

8/1/2022 1:05:01 PM Page 1 of 22

## INCIDENT TOTALS

| RESPONSE TYPE | * Medic units that went enroute in district, NO mutual aid responses |    |    |    |    |    |    |    |    |    |    |    |    |    |    |    |    |    |    |    |    |    |    |    |    |    |    |    |    |    |    |       |
|---------------|----------------------------------------------------------------------|----|----|----|----|----|----|----|----|----|----|----|----|----|----|----|----|----|----|----|----|----|----|----|----|----|----|----|----|----|----|-------|
|               | 01                                                                   | 02 | 03 | 04 | 05 | 06 | 07 | 08 | 09 | 10 | 11 | 12 | 13 | 14 | 15 | 16 | 17 | 18 | 19 | 20 | 21 | 22 | 23 | 24 | 25 | 26 | 27 | 28 | 29 | 30 | 31 | Total |
| ALS Response  | 64                                                                   | 48 | 54 | 69 | 63 | 46 | 47 | 51 | 69 | 57 | 68 | 52 | 63 | 48 | 63 | 56 | 47 | 66 | 51 | 45 | 60 | 75 | 64 | 68 | 57 | 44 | 50 | 48 | 66 | 45 | 65 | 1,769 |
| BLS Response  | 25                                                                   | 22 | 20 | 15 | 18 | 14 | 23 | 20 | 14 | 19 | 11 | 19 | 10 | 16 | 22 | 12 | 6  | 8  | 20 | 16 | 15 | 16 | 18 | 15 | 23 | 15 | 13 | 9  | 21 | 12 | 21 | 508   |
| <b>Totals</b> | 89                                                                   | 70 | 74 | 84 | 81 | 60 | 70 | 71 | 83 | 76 | 79 | 71 | 73 | 64 | 85 | 68 | 53 | 74 | 71 | 61 | 75 | 91 | 82 | 83 | 80 | 59 | 63 | 57 | 87 | 57 | 86 | 2,277 |

## INCIDENT TOTALS BY SHIFT

| SHIFT         | * Medic units that went enroute in district, NO mutual aid responses |    |    |    |    |    |    |    |    |    |    |    |    |    |    |    |    |    |    |    |    |    |    |    |    |    |    |    |    |    |    |       |    |    |    |  |  |  |  |  |  |  |  |  |  |  |  |  |  |  |  |  |  |  |  |  |  |  |  |  |  |  |    |    |     |     |  |  |  |  |  |  |  |  |  |  |  |  |  |  |  |  |  |  |  |  |  |  |  |  |  |  |  |     |
|---------------|----------------------------------------------------------------------|----|----|----|----|----|----|----|----|----|----|----|----|----|----|----|----|----|----|----|----|----|----|----|----|----|----|----|----|----|----|-------|----|----|----|--|--|--|--|--|--|--|--|--|--|--|--|--|--|--|--|--|--|--|--|--|--|--|--|--|--|--|----|----|-----|-----|--|--|--|--|--|--|--|--|--|--|--|--|--|--|--|--|--|--|--|--|--|--|--|--|--|--|--|-----|
|               | 01                                                                   | 02 | 03 | 04 | 05 | 06 | 07 | 08 | 09 | 10 | 11 | 12 | 13 | 14 | 15 | 16 | 17 | 18 | 19 | 20 | 21 | 22 | 23 | 24 | 25 | 26 | 27 | 28 | 29 | 30 | 31 | Total |    |    |    |  |  |  |  |  |  |  |  |  |  |  |  |  |  |  |  |  |  |  |  |  |  |  |  |  |  |  |    |    |     |     |  |  |  |  |  |  |  |  |  |  |  |  |  |  |  |  |  |  |  |  |  |  |  |  |  |  |  |     |
| A - Shift     | 82                                                                   | 15 | 53 | 16 |    |    |    |    |    |    |    |    |    |    |    |    |    |    |    |    |    |    |    |    |    |    |    |    |    |    |    | 42    | 13 | 61 | 8  |  |  |  |  |  |  |  |  |  |  |  |  |  |  |  |  |  |  |  |  |  |  |  |  |  |  |  | 67 | 7  | 57  | 7   |  |  |  |  |  |  |  |  |  |  |  |  |  |  |  |  |  |  |  |  |  |  |  |  |  |  |  | 587 |
| B - Shift     | 55                                                                   | 21 | 68 | 11 |    |    |    |    |    |    |    |    |    |    |    |    |    |    |    |    |    |    |    |    |    |    |    |    |    |    |    | 61    | 10 | 53 | 8  |  |  |  |  |  |  |  |  |  |  |  |  |  |  |  |  |  |  |  |  |  |  |  |  |  |  |  | 52 | 6  | 50  | 4   |  |  |  |  |  |  |  |  |  |  |  |  |  |  |  |  |  |  |  |  |  |  |  |  |  |  |  | 541 |
| C - Shift     | 7                                                                    |    |    |    |    |    |    |    |    |    |    |    |    |    |    |    |    |    |    |    |    |    |    |    |    |    |    |    |    |    |    | 67    | 17 | 73 | 20 |  |  |  |  |  |  |  |  |  |  |  |  |  |  |  |  |  |  |  |  |  |  |  |  |  |  |  | 83 | 12 | 67  | 656 |  |  |  |  |  |  |  |  |  |  |  |  |  |  |  |  |  |  |  |  |  |  |  |  |  |  |  |     |
| D - Shift     | 7                                                                    |    |    |    |    |    |    |    |    |    |    |    |    |    |    |    |    |    |    |    |    |    |    |    |    |    |    |    |    |    |    | 74    | 9  | 63 | 13 |  |  |  |  |  |  |  |  |  |  |  |  |  |  |  |  |  |  |  |  |  |  |  |  |  |  |  | 45 | 19 | 493 |     |  |  |  |  |  |  |  |  |  |  |  |  |  |  |  |  |  |  |  |  |  |  |  |  |  |  |  |     |
| <b>Totals</b> | 89                                                                   | 70 | 74 | 84 | 81 | 60 | 70 | 71 | 83 | 76 | 79 | 71 | 73 | 64 | 85 | 68 | 53 | 74 | 71 | 61 | 75 | 91 | 82 | 83 | 80 | 59 | 63 | 57 | 87 | 57 | 86 | 2,277 |    |    |    |  |  |  |  |  |  |  |  |  |  |  |  |  |  |  |  |  |  |  |  |  |  |  |  |  |  |  |    |    |     |     |  |  |  |  |  |  |  |  |  |  |  |  |  |  |  |  |  |  |  |  |  |  |  |  |  |  |  |     |

## INCIDENT PRIORITY LEVEL SUMMARY

| RESPONSE TYPE | Alpha | Bravo | Charlie | Delta | Echo | Unspecified | Total |
|---------------|-------|-------|---------|-------|------|-------------|-------|
| ALS Response  | 217   | 262   | 412     | 630   | 37   | 211         | 1,769 |
| BLS Response  | 267   | 42    |         |       |      | 199         | 508   |
| <b>Totals</b> | 484   | 304   | 412     | 630   | 37   | 410         | 2,277 |

## INCIDENT PRIORITY LEVEL SUMMARY BY SHIFT

| SHIFT         | * Medic units that went enroute in district, NO mutual aid responses |       |         |       |      |             |       |
|---------------|----------------------------------------------------------------------|-------|---------|-------|------|-------------|-------|
|               | Alpha                                                                | Bravo | Charlie | Delta | Echo | Unspecified | Total |
| A - Shift     | 132                                                                  | 81    | 115     | 145   | 10   | 104         | 587   |
| B - Shift     | 133                                                                  | 61    | 104     | 162   | 6    | 75          | 541   |
| C - Shift     | 132                                                                  | 91    | 108     | 178   | 12   | 135         | 656   |
| D - Shift     | 87                                                                   | 71    | 85      | 145   | 9    | 96          | 493   |
| <b>Totals</b> | 484                                                                  | 304   | 412     | 630   | 37   | 410         | 2,277 |

## INCIDENT PRIORITY LEVEL SUMMARY BY DIVISION

| DIVISION NAME             | * Medic units that went enroute in district, NO mutual aid responses |       |         |       |      |         |       |
|---------------------------|----------------------------------------------------------------------|-------|---------|-------|------|---------|-------|
|                           | Alpha                                                                | Bravo | Charlie | Delta | Echo | Uniform | Total |
| Aldine FD                 | 68                                                                   | 45    | 65      | 103   | 8    | 66      | 355   |
| Eastex FD                 | 90                                                                   | 61    | 91      | 149   | 8    | 68      | 467   |
| Little York FD            | 76                                                                   | 42    | 74      | 97    | 3    | 73      | 365   |
| Northeast Fire and Rescue |                                                                      |       |         |       |      | 4       | 4     |
| Northwest FD              | 153                                                                  | 92    | 97      | 171   | 6    | 109     | 628   |
| Westfield FD              | 97                                                                   | 64    | 85      | 110   | 12   | 90      | 458   |
| <b>Totals</b>             | 484                                                                  | 304   | 412     | 630   | 37   | 410     | 2,277 |

## LEVEL OF SERVICE STATUS CHANGES BY DAY

| LEVEL OF SERVICE | Day-1 | 2 | 3 | 10 | 8 | 10 | 11 | 13 | 17 | 17 | 36 | 19 | 22 | 23 | 48 | 50 | 27 | 31 | Total |
|------------------|-------|---|---|----|---|----|----|----|----|----|----|----|----|----|----|----|----|----|-------|
| Level 0          |       |   |   |    |   |    |    |    |    |    |    |    |    |    |    |    |    |    | 13    |
| Level 1          | 6     | 1 | 2 | 6  | 1 | 1  | 2  | 1  | 1  | 4  | 1  | 1  | 2  | 4  | 1  | 2  | 4  | 1  | 30    |
| <b>Totals</b>    | 6     | 1 | 1 | 8  | 1 | 1  | 2  | 1  | 2  | 3  | 4  | 1  | 1  | 3  | 5  | 1  | 2  | 43 |       |





Division 11 Harris County Emerg Corps

# 911 STATISTICS REPORT FOR PERIOD 07-01-22 to 07-31-22

8/1/2022 1:05:01 PM Page 2 of 22

| OUT OF THE CHUTE RESPONSE AVERAGES AND STATISTICS |                     |                     |                    |                        |                      |                       |
|---------------------------------------------------|---------------------|---------------------|--------------------|------------------------|----------------------|-----------------------|
| RESPONSE TYPE                                     | ASSIGNED TO ENROUTE | ASSIGNED TO ONSCENE | ENROUTE TO ONSCENE | HOSPITAL TO IN-SERVICE | AVERAGE ONSCENE TIME | AVERAGE INCIDENT TIME |
| ALS Response                                      | 00:00:57            | 00:09:01            | 00:08:03           | 00:29:03               | 00:18:03             | 00:57:31              |
| BLS Response                                      | 00:00:52            | 00:09:18            | 00:08:26           | 00:29:16               | 00:16:10             | 00:52:11              |

## OUT OF THE CHUTE RESPONSE AVERAGES AND STATISTICS BY SHIFT

| SHIFT     | ASSIGNED TO ENROUTE | ASSIGNED TO ONSCENE | ENROUTE TO ONSCENE | HOSPITAL TO IN-SERVICE | AVERAGE ONSCENE TIME | AVERAGE INCIDENT TIME |
|-----------|---------------------|---------------------|--------------------|------------------------|----------------------|-----------------------|
| A - Shift | 00:01:00            | 00:09:16            | 00:08:15           | 00:27:40               | 00:19:06             | 00:57:24              |
| B - Shift | 00:00:57            | 00:09:09            | 00:08:12           | 00:29:54               | 00:16:45             | 00:57:58              |
| C - Shift | 00:00:55            | 00:09:02            | 00:08:07           | 00:29:49               | 00:16:57             | 00:56:23              |
| D - Shift | 00:00:51            | 00:08:50            | 00:07:58           | 00:28:54               | 00:17:47             | 00:53:26              |

## INCIDENT METHOD OF ALARM BY SHIFT

| ALARM                      | Method of Alarm |            |            |            | Total        |
|----------------------------|-----------------|------------|------------|------------|--------------|
|                            | A - Shift       | B - Shift  | C - Shift  | D - Shift  |              |
| 10-Digit Transfer          | 1               |            |            |            | 1            |
| 911 Network                | 536             | 498        | 581        | 435        | 2,050        |
| Admin                      | 1               |            |            |            | 1            |
| Alarm Company              | 4               | 4          | 6          | 3          | 17           |
| Law Enforcement            | 14              | 6          | 29         | 21         | 70           |
| Other (Not Listed)         | 1               | 1          | 1          | 1          | 4            |
| Other Communication Center |                 |            |            |            |              |
| Phone - Emergency          | 7               | 9          | 14         | 14         | 44           |
| Phone - Non-Emergency      | 14              | 15         | 17         | 10         | 56           |
| Radio                      | 8               | 5          | 5          | 8          | 26           |
| Walk In                    |                 |            | 1          |            | 1            |
| <b>Total</b>               | <b>586</b>      | <b>539</b> | <b>655</b> | <b>492</b> | <b>2,272</b> |

## OUT OF SERVICE SUMMARY BY UNIT

| OUT OF SERVICE REASON      | EMS880   | M91      | M92      | M920     | M93      | M94      | M95      | M96      | M97      | Total    |
|----------------------------|----------|----------|----------|----------|----------|----------|----------|----------|----------|----------|
| Administrative             |          |          | 00:00:13 |          |          | 00:00:31 | 00:01:38 |          |          | 00:02:23 |
| Crew Issue                 |          |          | 00:00:19 | 00:00:51 |          | 00:00:32 | 00:00:18 |          | 00:01:12 | 00:03:14 |
| Decontamination            |          |          |          |          | 00:00:06 |          |          | 00:00:30 |          | 00:00:37 |
| Education/Training         |          | 00:00:52 |          |          | 00:01:08 | 00:00:47 |          | 00:01:11 |          | 00:04:00 |
| Mechanical                 | 00:00:26 | 00:00:30 |          |          |          |          | 00:01:59 | 00:01:04 |          | 00:05:30 |
| Supplies                   |          |          |          |          |          |          |          |          |          | 00:00:21 |
| Truck swap                 |          |          |          |          |          |          |          | 00:00:24 |          | 00:01:28 |
| Unspecified/Unknown Reason |          |          |          | 00:00:02 |          | 00:00:14 |          |          |          | 00:00:17 |
| <b>Totals DD:HH:MM</b>     | 00:00:26 | 00:01:23 | 00:00:54 | 00:02:23 | 00:01:21 | 00:01:23 | 00:02:18 | 00:03:10 | 00:01:12 |          |



Division 11 Harris County Emerg Corps

# 911 STATISTICS REPORT FOR PERIOD 07-01-22 to 07-31-22

| AVERAGE ASSIGNED TO ENROUTE RESPONSE TIME BY UNIT |       |       |       |       |       |       |       |       |       |       |       |       |       |       |       |       |       |       |       |       |       |       |       |       |       |       |       |       |       |       |       |          |          |          |
|---------------------------------------------------|-------|-------|-------|-------|-------|-------|-------|-------|-------|-------|-------|-------|-------|-------|-------|-------|-------|-------|-------|-------|-------|-------|-------|-------|-------|-------|-------|-------|-------|-------|-------|----------|----------|----------|
| UNIT                                              | 01    | 02    | 03    | 04    | 05    | 06    | 07    | 08    | 09    | 10    | 11    | 12    | 13    | 14    | 15    | 16    | 17    | 18    | 19    | 20    | 21    | 22    | 23    | 24    | 25    | 26    | 27    | 28    | 29    | 30    | 31    | Average  |          |          |
| EMS930                                            | 00:30 |       | 00:46 | 04:17 | 00:42 | 01:05 | 00:47 | 00:29 | 00:53 |       | 00:47 | 00:39 |       |       |       |       | 00:52 | 01:10 | 00:38 | 00:43 | 01:22 | 00:44 |       |       |       | 00:54 | 00:48 | 01:14 |       |       |       |          | 00:00:49 |          |
| EMS980                                            |       | 00:41 | 01:10 | 00:34 | 00:40 | 00:44 | 00:23 | 01:14 |       |       | 00:19 | 01:20 | 00:58 | 01:03 | 00:47 |       |       | 00:52 | 01:10 | 00:38 | 00:43 | 01:22 | 00:44 |       | 00:14 | 00:53 | 00:53 | 01:01 | 00:20 | 01:11 | 00:40 | 00:00:48 |          |          |
| M91                                               | 01:01 | 01:00 | 01:16 | 00:40 | 01:02 | 01:01 | 00:42 | 00:54 | 00:57 | 00:56 | 00:49 | 00:46 | 01:11 | 01:05 | 00:54 | 00:59 | 00:56 | 01:00 | 00:43 | 00:32 | 00:59 | 01:00 | 00:57 | 00:57 | 00:44 | 00:54 | 00:55 | 01:06 | 00:38 | 01:04 | 00:47 | 00:00:54 |          |          |
| M92                                               | 00:48 | 01:00 | 00:31 | 00:46 | 00:36 | 00:38 | 00:56 | 00:45 | 00:48 | 00:55 | 01:01 | 00:36 | 00:38 | 01:05 | 01:01 | 01:13 | 00:26 | 00:50 | 01:00 | 00:47 | 01:12 | 00:39 | 01:04 | 00:14 | 00:37 | 00:55 | 00:47 | 01:13 | 00:21 | 00:53 | 00:42 | 00:00:47 |          |          |
| M920                                              | 01:15 | 01:11 | 01:16 | 00:55 | 01:20 | 01:12 | 01:20 | 00:42 | 01:03 | 01:08 | 00:53 | 00:58 | 01:17 | 01:04 | 01:07 | 00:51 | 01:15 | 00:56 | 01:00 | 00:54 | 00:45 | 00:56 | 01:13 | 00:41 | 01:09 | 01:13 | 00:54 | 00:03 | 01:18 | 00:56 | 00:55 | 00:01:12 |          |          |
| M921                                              |       |       |       |       |       |       |       |       |       |       |       |       |       |       |       |       |       |       |       |       | 00:52 | 01:21 |       |       |       |       |       |       |       |       |       |          | 00:00:58 |          |
| M93                                               | 00:57 | 01:13 | 01:09 | 00:58 | 00:46 | 00:53 | 00:38 | 00:55 | 01:04 | 01:38 | 01:06 | 01:12 | 00:48 | 00:39 | 00:45 | 00:33 | 01:01 | 01:07 | 00:29 | 01:25 | 00:44 | 01:00 | 01:03 | 00:40 | 00:54 | 00:44 | 00:36 | 00:59 | 00:47 | 00:49 | 00:46 | 00:00:56 |          |          |
| M930                                              |       | 00:52 |       |       |       |       |       |       | 00:40 |       | 01:16 |       |       |       |       |       |       |       |       |       |       |       |       |       |       |       |       |       |       |       |       |          |          | 00:00:47 |
| M931                                              |       |       |       |       |       |       |       |       |       |       |       |       |       | 01:23 | 01:01 | 00:48 |       |       |       |       |       | 00:31 | 01:47 | 01:04 | 01:02 |       |       |       |       |       |       | 00:01:04 |          |          |
| M94                                               | 01:01 | 00:33 | 00:49 | 00:33 | 00:24 | 01:18 | 01:15 | 00:46 | 01:11 | 00:46 | 01:04 | 00:53 | 01:30 | 00:59 | 00:44 | 00:57 | 01:05 | 00:56 | 01:03 | 00:35 | 01:19 | 01:12 | 00:53 | 00:49 | 00:54 | 00:52 | 01:04 | 00:54 | 00:42 | 01:21 | 01:09 | 00:00:58 |          |          |
| M940                                              | 00:56 | 01:00 | 00:46 | 01:03 | 00:54 | 00:53 | 00:54 | 00:38 | 01:34 | 00:53 | 01:05 | 00:52 | 01:05 | 00:55 | 01:06 | 00:33 | 01:02 | 00:52 | 01:10 | 00:37 | 00:54 | 01:11 | 01:13 | 00:37 | 01:18 | 01:17 | 01:08 | 01:05 | 01:01 | 01:27 | 00:56 | 00:01:00 |          |          |
| M941                                              |       |       |       |       |       |       |       |       |       |       |       |       |       |       |       |       |       |       |       |       | 00:59 | 01:03 |       |       |       |       |       |       |       |       |       |          | 00:01:01 |          |
| M95                                               | 00:53 | 01:03 | 01:15 | 00:46 | 00:46 | 01:06 | 01:00 | 00:46 | 01:02 | 00:54 | 00:48 | 01:15 | 00:39 | 01:11 | 00:44 | 01:15 | 01:03 | 00:40 | 00:43 | 01:00 | 00:55 | 00:56 | 01:07 | 00:45 | 00:51 | 00:54 | 01:19 | 01:05 | 01:06 | 00:53 | 00:57 | 00:00:57 |          |          |
| M96                                               | 00:40 | 00:55 | 00:56 | 01:12 | 00:54 | 01:10 | 01:02 | 01:03 | 01:08 | 01:14 | 01:15 | 01:12 | 00:35 | 00:55 | 00:53 | 00:51 | 01:03 | 01:00 | 00:58 | 00:50 | 00:47 | 00:58 | 00:37 | 00:33 | 01:02 | 01:11 | 00:46 | 00:40 | 00:56 | 00:52 | 00:52 | 00:00:55 |          |          |
| M97                                               | 00:46 | 01:07 | 01:22 | 01:21 | 00:49 | 01:41 | 01:03 | 00:50 | 01:17 | 00:49 | 01:31 | 01:00 | 01:01 | 00:57 | 00:46 | 01:05 | 00:45 | 00:39 | 00:43 | 00:43 | 01:56 | 01:59 | 00:41 | 01:37 | 01:03 | 00:17 | 00:49 | 00:50 | 00:41 | 01:46 | 01:09 | 00:01:01 |          |          |
| M980                                              | 00:45 |       |       |       |       |       |       |       | 00:40 |       |       |       |       |       |       | 00:36 |       |       |       |       |       |       |       |       |       |       |       |       |       |       |       |          |          | 00:00:39 |
| M99                                               |       |       |       |       |       |       |       |       |       |       |       |       |       |       |       |       |       |       |       |       |       |       |       |       |       |       |       |       |       |       |       |          |          | 00:01:28 |

| AVERAGE ASSIGNED TO ENROUTE RESPONSE TIME BY SHIFT |       |       |       |       |       |       |       |       |       |       |       |       |       |       |       |       |       |       |       |       |       |       |       |       |    |       |       |       |       |       |       |          |          |
|----------------------------------------------------|-------|-------|-------|-------|-------|-------|-------|-------|-------|-------|-------|-------|-------|-------|-------|-------|-------|-------|-------|-------|-------|-------|-------|-------|----|-------|-------|-------|-------|-------|-------|----------|----------|
| SHIFT                                              | 01    | 02    | 03    | 04    | 05    | 06    | 07    | 08    | 09    | 10    | 11    | 12    | 13    | 14    | 15    | 16    | 17    | 18    | 19    | 20    | 21    | 22    | 23    | 24    | 25 | 26    | 27    | 28    | 29    | 30    | 31    | Average  |          |
| A - Shift                                          | 00:49 | 01:22 | 01:02 | 00:52 |       |       |       |       | 00:57 | 01:17 | 00:59 | 01:22 |       |       |       |       | 00:52 | 01:04 | 00:49 | 00:56 |       |       |       |       |    | 00:54 | 01:05 | 00:56 | 06:21 |       |       |          | 00:01:00 |
| B - Shift                                          |       | 00:54 | 00:56 | 00:54 | 01:18 |       |       |       | 01:01 | 01:19 | 00:57 | 01:27 |       |       |       |       |       | 00:53 | 01:07 | 00:47 | 01:18 |       |       |       |    |       | 00:53 | 00:56 | 01:02 | 01:42 |       |          | 00:00:57 |
| C - Shift                                          |       |       |       |       | 00:43 | 01:22 | 00:55 | 01:14 |       |       |       |       | 00:56 | 01:14 | 00:53 | 01:18 |       |       |       |       | 00:58 | 01:33 | 00:54 | 01:05 |    |       |       |       | 00:44 | 01:20 | 00:52 | 00:00:55 |          |
| D - Shift                                          | 01:30 |       |       |       |       |       |       |       |       |       |       |       |       |       | 00:58 | 01:06 | 00:49 | 01:20 |       |       |       |       |       |       |    |       |       |       |       |       |       |          | 00:00:53 |

| AVERAGE ASSIGNED TO ENROUTE RESPONSE TIME BY RESPONSE TYPE |       |       |       |       |       |       |       |       |       |       |       |       |       |       |       |       |       |       |       |       |       |       |       |       |       |       |       |       |       |       |       |          |
|------------------------------------------------------------|-------|-------|-------|-------|-------|-------|-------|-------|-------|-------|-------|-------|-------|-------|-------|-------|-------|-------|-------|-------|-------|-------|-------|-------|-------|-------|-------|-------|-------|-------|-------|----------|
| RESPONSE TYPE                                              | 01    | 02    | 03    | 04    | 05    | 06    | 07    | 08    | 09    | 10    | 11    | 12    | 13    | 14    | 15    | 16    | 17    | 18    | 19    | 20    | 21    | 22    | 23    | 24    | 25    | 26    | 27    | 28    | 29    | 30    | 31    | Average  |
| ALS Response                                               | 01:27 | 01:12 | 01:05 | 00:58 | 01:25 | 01:20 | 00:40 | 00:46 | 01:24 | 01:05 | 01:01 | 00:58 | 00:57 | 01:20 | 00:54 | 01:32 | 00:52 | 00:53 | 01:15 | 00:49 | 00:57 | 01:01 | 00:57 | 00:34 | 01:03 | 00:54 | 00:58 | 01:06 | 01:42 | 01:12 | 00:49 | 00:01:00 |
| BLS Response                                               | 00:54 | 01:34 | 00:29 | 00:32 | 00:04 | 00:51 | 01:00 | 01:13 | 00:55 | 00:48 | 01:08 | 00:54 | 00:47 | 00:56 | 01:14 | 00:53 | 01:11 | 00:58 | 00:42 | 00:43 | 01:00 | 02:31 | 01:17 | 00:24 | 01:01 | 00:49 | 00:43 | 00:47 | 00:46 | 01:00 | 00:55 | 00:01:00 |



Division 11 Harris County Emerg Corps

# 911 STATISTICS REPORT FOR PERIOD 07-01-22 to 07-31-22

8/1/2022 1:05:01 PM Page 4 of 22

| AVERAGE ENROUTE TO ONSCENE RESPONSE TIME BY UNIT |                                                                          |       |       |       |       |       |       |       |       |       |       |       |       |       |       |       |       |       |       |       |       |       |       |       |       |       |       |       |       |       |          |          |          |          |
|--------------------------------------------------|--------------------------------------------------------------------------|-------|-------|-------|-------|-------|-------|-------|-------|-------|-------|-------|-------|-------|-------|-------|-------|-------|-------|-------|-------|-------|-------|-------|-------|-------|-------|-------|-------|-------|----------|----------|----------|----------|
| MM:SS                                            | * Incidents with units that enroute in district, NO mutual aid responses |       |       |       |       |       |       |       |       |       |       |       |       |       |       |       |       |       |       |       |       |       |       |       |       |       |       |       |       |       |          |          |          |          |
| UNIT                                             | 01                                                                       | 02    | 03    | 04    | 05    | 06    | 07    | 08    | 09    | 10    | 11    | 12    | 13    | 14    | 15    | 16    | 17    | 18    | 19    | 20    | 21    | 22    | 23    | 24    | 25    | 26    | 27    | 28    | 29    | 30    | 31       | Average  |          |          |
| EMS930                                           | 10:38                                                                    |       | 10:11 | 04:18 | 10:37 | 04:35 | 06:27 | 05:01 | 12:17 |       |       | 07:07 | 07:53 |       |       |       |       | 06:05 |       | 12:14 |       |       |       |       | 09:33 | 12:49 |       | 06:07 |       |       |          |          | 00:08:50 |          |
| EMS980                                           |                                                                          | 11:24 | 09:55 | 08:56 | 08:53 | 07:24 | 11:11 | 08:08 |       |       | 11:47 | 09:57 | 07:55 | 10:23 | 13:40 |       | 11:43 | 08:13 | 10:43 | 09:38 | 13:19 | 09:27 |       | 09:33 | 07:18 | 11:25 |       | 09:36 | 11:55 | 08:40 | 09:43    | 00:10:01 |          |          |
| M91                                              | 05:08                                                                    | 07:43 | 09:04 | 08:01 | 08:33 | 05:34 | 08:47 | 05:55 | 08:50 | 09:47 | 09:30 | 10:52 | 08:06 | 08:25 | 07:07 | 07:12 | 05:49 | 07:09 | 08:35 | 07:12 | 06:52 | 08:52 | 06:17 | 08:40 | 06:43 | 05:12 | 07:05 | 09:39 | 06:02 | 05:38 | 06:49    | 00:07:35 |          |          |
| M92                                              | 06:27                                                                    | 04:36 | 07:10 | 09:18 | 05:26 | 05:27 | 07:18 | 07:14 | 05:55 | 05:39 | 10:12 | 09:14 | 08:31 | 06:44 | 08:04 | 06:25 | 07:47 | 08:56 | 08:13 | 07:57 | 07:09 | 07:16 | 08:14 | 06:25 | 06:09 | 06:26 | 05:47 | 10:44 | 08:39 | 06:23 | 07:58    | 00:07:19 |          |          |
| M920                                             | 08:28                                                                    | 06:59 | 07:29 | 08:40 | 08:34 | 05:55 | 05:44 | 08:41 | 06:17 | 08:29 | 08:08 | 09:44 | 08:31 | 09:11 | 07:27 | 04:36 | 08:40 | 09:24 | 12:23 | 06:44 | 07:13 | 06:02 | 06:33 | 05:17 | 06:06 | 07:11 | 10:46 | 10:48 | 08:36 | 07:50 | 07:36    | 00:07:47 |          |          |
| M921                                             |                                                                          |       |       |       |       |       |       |       |       |       |       |       |       |       |       |       |       |       |       | 03:50 | 14:16 |       |       |       |       |       |       |       |       |       |          |          | 00:05:55 |          |
| M93                                              | 06:13                                                                    | 05:23 | 05:53 | 05:26 | 08:20 | 08:33 | 06:54 | 07:24 | 06:34 | 06:18 | 07:25 | 05:29 | 05:12 | 05:52 | 05:12 | 06:28 | 08:57 | 07:59 | 06:35 | 07:57 | 04:12 | 07:56 | 06:42 | 07:19 | 07:52 | 04:43 | 05:30 | 05:59 | 06:35 | 06:50 | 08:57    | 00:06:42 |          |          |
| M930                                             |                                                                          | 09:15 |       |       |       |       |       |       | 05:36 |       | 06:47 |       |       |       |       |       |       |       |       |       |       |       |       |       |       |       |       |       |       |       |          |          |          | 00:07:39 |
| M931                                             |                                                                          |       |       |       |       |       |       |       |       |       |       |       |       | 06:40 | 06:16 | 05:01 |       |       |       |       | 06:32 | 05:46 | 07:40 | 05:31 |       |       |       |       |       |       |          | 00:06:12 |          |          |
| M94                                              | 06:28                                                                    | 08:23 | 06:02 | 06:07 | 07:07 | 05:20 | 09:33 | 07:32 | 05:59 | 06:27 | 07:37 | 04:27 | 06:29 | 06:32 | 05:52 | 08:10 | 03:41 | 06:18 | 05:20 | 04:45 | 06:18 | 07:36 | 04:36 | 05:19 | 04:42 | 04:49 | 06:46 | 05:20 | 06:50 | 05:39 | 06:35    | 00:06:20 |          |          |
| M940                                             | 08:50                                                                    | 05:28 | 07:33 | 06:28 | 07:38 | 05:25 | 04:49 | 06:02 | 06:58 | 09:03 | 08:11 | 05:33 | 07:11 | 06:05 | 05:58 | 09:39 | 08:58 | 04:45 | 07:43 | 04:59 | 05:18 | 05:03 | 06:55 | 07:10 | 06:00 | 03:59 | 06:03 | 07:30 | 08:07 | 06:42 | 05:57    | 00:06:42 |          |          |
| M941                                             |                                                                          |       |       |       |       |       |       |       |       |       |       |       |       |       |       |       |       |       |       |       | 08:53 | 06:23 |       |       |       |       |       |       |       |       |          |          | 00:08:11 |          |
| M95                                              | 06:52                                                                    | 03:33 | 08:32 | 06:45 | 06:39 | 05:37 | 07:40 | 08:11 | 06:11 | 07:03 | 07:47 | 06:57 | 07:31 | 08:41 | 06:44 | 08:48 | 09:38 | 09:12 | 10:54 | 05:06 | 05:57 | 06:50 | 09:04 | 04:21 | 15:52 | 08:51 | 07:10 | 07:42 | 06:18 | 00:53 | 07:50    | 00:07:25 |          |          |
| M96                                              | 07:49                                                                    | 05:21 | 05:48 | 06:08 | 05:44 | 05:57 | 06:17 | 08:16 | 05:46 | 07:35 | 08:51 | 07:44 | 07:53 | 06:00 | 07:39 | 04:49 | 08:21 | 05:37 | 07:53 | 06:46 | 07:50 | 05:39 | 06:32 | 08:38 | 08:35 | 11:07 | 08:22 | 06:41 | 04:22 | 04:47 | 00:06:44 |          |          |          |
| M97                                              | 07:41                                                                    | 08:03 | 06:12 | 04:43 | 06:37 | 04:52 | 03:50 | 05:14 | 07:27 | 05:31 | 11:54 | 07:22 | 03:54 | 06:41 | 05:53 | 10:33 | 13:21 | 09:56 | 10:59 | 07:47 | 05:48 | 07:11 | 04:47 | 06:47 | 06:11 | 07:13 | 08:35 | 07:42 | 05:48 | 01:58 | 05:59    | 00:07:01 |          |          |
| M980                                             | 07:12                                                                    |       |       |       |       |       |       |       | 07:57 |       |       |       |       |       |       |       |       |       |       |       |       |       | 09:39 |       |       |       |       |       |       |       |          |          | 00:08:06 |          |
| M99                                              |                                                                          |       |       |       |       |       |       |       |       |       |       |       |       |       |       |       |       |       |       |       |       |       |       |       |       |       |       |       |       |       |          |          |          | 00:03:45 |

| AVERAGE ENROUTE TO ONSCENE RESPONSE TIME BY SHIFT |                                                                          |       |       |       |       |       |       |       |       |       |       |       |       |       |       |       |       |       |       |       |       |       |       |       |       |       |       |       |       |       |       |          |          |
|---------------------------------------------------|--------------------------------------------------------------------------|-------|-------|-------|-------|-------|-------|-------|-------|-------|-------|-------|-------|-------|-------|-------|-------|-------|-------|-------|-------|-------|-------|-------|-------|-------|-------|-------|-------|-------|-------|----------|----------|
| MM:SS                                             | * Incidents with units that enroute in district, NO mutual aid responses |       |       |       |       |       |       |       |       |       |       |       |       |       |       |       |       |       |       |       |       |       |       |       |       |       |       |       |       |       |       |          |          |
| SHIFT                                             | 01                                                                       | 02    | 03    | 04    | 05    | 06    | 07    | 08    | 09    | 10    | 11    | 12    | 13    | 14    | 15    | 16    | 17    | 18    | 19    | 20    | 21    | 22    | 23    | 24    | 25    | 26    | 27    | 28    | 29    | 30    | 31    | Average  |          |
| A - Shift                                         | 07:29                                                                    | 06:31 | 07:20 | 08:28 |       |       |       |       | 06:47 | 06:26 | 08:57 | 06:53 |       |       |       |       | 08:29 | 06:02 | 08:32 | 04:10 |       |       |       |       | 07:44 | 04:25 | 07:23 | 09:12 |       |       |       |          | 00:07:39 |
| B - Shift                                         | 06:50                                                                    | 07:27 | 06:54 | 07:47 |       |       |       |       |       | 07:48 | 09:07 | 07:35 | 08:05 |       |       |       |       | 08:02 | 10:23 | 07:46 | 06:28 |       |       |       |       | 07:18 | 07:19 | 07:55 | 05:54 |       |       |          | 00:07:34 |
| C - Shift                                         |                                                                          |       |       |       | 07:18 | 05:19 | 07:03 | 06:43 |       |       |       |       | 07:11 | 08:36 | 07:23 | 07:00 |       |       |       |       | 06:52 | 08:14 | 07:03 | 05:32 |       |       |       |       | 07:28 | 06:34 | 07:04 | 00:07:08 |          |
| D - Shift                                         | 05:48                                                                    |       |       |       |       | 06:23 | 09:43 | 07:08 | 06:15 |       |       |       |       | 07:03 | 06:22 | 06:48 | 07:53 |       |       |       |       |       | 06:46 | 05:35 | 06:48 | 05:49 |       |       | 06:19 | 07:06 |       | 00:06:46 |          |

| AVERAGE ENROUTE TO ONSCENE RESPONSE TIME BY RESPONSE TYPE |                                                                          |       |       |       |       |       |       |       |       |       |       |       |       |       |       |       |       |       |       |       |       |       |       |       |       |       |       |       |       |       |       |          |
|-----------------------------------------------------------|--------------------------------------------------------------------------|-------|-------|-------|-------|-------|-------|-------|-------|-------|-------|-------|-------|-------|-------|-------|-------|-------|-------|-------|-------|-------|-------|-------|-------|-------|-------|-------|-------|-------|-------|----------|
| MM:SS                                                     | * Incidents with units that enroute in district, NO mutual aid responses |       |       |       |       |       |       |       |       |       |       |       |       |       |       |       |       |       |       |       |       |       |       |       |       |       |       |       |       |       |       |          |
| RESPONSE TYPE                                             | 01                                                                       | 02    | 03    | 04    | 05    | 06    | 07    | 08    | 09    | 10    | 11    | 12    | 13    | 14    | 15    | 16    | 17    | 18    | 19    | 20    | 21    | 22    | 23    | 24    | 25    | 26    | 27    | 28    | 29    | 30    | 31    | Average  |
| ALS Response                                              | 06:09                                                                    | 06:45 | 07:32 | 06:40 | 07:24 | 04:18 | 07:41 | 07:10 | 05:57 | 07:56 | 08:59 | 07:32 | 07:14 | 10:29 | 06:42 | 08:20 | 08:19 | 06:33 | 09:20 | 07:14 | 06:52 | 06:33 | 07:01 | 06:44 | 06:01 | 06:49 | 07:45 | 07:38 | 05:54 | 07:03 | 07:19 | 00:07:39 |
| BLS Response                                              | 07:16                                                                    | 06:15 | 07:12 | 04:06 | 11:41 | 06:20 | 10:44 | 05:18 | 06:13 | 07:21 | 10:33 | 07:44 | 03:45 | 08:29 | 06:52 | 06:14 | 06:20 | 08:48 | 13:30 | 09:12 | 06:54 | 07:10 | 05:10 | 07:25 | 07:48 | 08:45 | 05:44 | 09:08 | 08:16 | 07:04 | 06:21 | 00:07:39 |



Division 11 Harris County Emerg Corps

911 STATISTICS REPORT FOR PERIOD 07-01-22 to 07-31-22

8/1/2022 1:05:01 PM Page 5 of 22

| AVERAGE RESPONSE TIMES BY UNIT - IN DISTRICT |                     |                     |                    |                        |                      |                       |
|----------------------------------------------|---------------------|---------------------|--------------------|------------------------|----------------------|-----------------------|
| UNIT                                         | ASSIGNED TO ENROUTE | ASSIGNED TO ONSCENE | ENROUTE TO ONSCENE | HOSPITAL TO IN-SERVICE | AVERAGE ONSCENE TIME | AVERAGE INCIDENT TIME |
| EMS930                                       | 00:00:50            | 00:09:12            | 00:08:21           | 00:17:04               | 00:16:42             | 00:45:11              |
| EMS980                                       | 00:00:45            | 00:10:52            | 00:10:06           | 00:29:48               | 00:16:37             | 00:57:42              |
| M91                                          | 00:00:54            | 00:08:12            | 00:07:19           | 00:32:58               | 00:15:27             | 00:59:50              |
| M92                                          | 00:00:49            | 00:07:47            | 00:06:58           | 00:27:20               | 00:15:57             | 00:53:11              |
| M920                                         | 00:01:11            | 00:08:43            | 00:07:31           | 00:28:24               | 00:18:49             | 00:59:22              |
| M921                                         | 00:00:58            | 00:06:53            | 00:05:55           | 00:33:23               | 00:15:26             | 01:14:53              |
| M93                                          | 00:00:55            | 00:07:21            | 00:06:25           | 00:33:45               | 00:19:41             | 01:02:16              |
| M930                                         | 00:00:47            | 00:08:10            | 00:07:22           | 00:32:51               | 00:19:57             | 00:51:58              |
| M931                                         | 00:01:05            | 00:07:06            | 00:06:01           | 00:22:21               | 00:16:46             | 00:51:26              |
| M94                                          | 00:00:57            | 00:06:47            | 00:05:49           | 00:28:48               | 00:17:08             | 00:53:56              |
| M940                                         | 00:00:59            | 00:07:29            | 00:06:29           | 00:30:14               | 00:16:04             | 00:54:52              |
| M941                                         | 00:01:01            | 00:09:12            | 00:08:11           | 00:25:39               | 00:14:45             | 00:52:18              |
| M95                                          | 00:00:55            | 00:08:01            | 00:07:04           | 00:27:11               | 00:17:04             | 00:50:49              |
| M96                                          | 00:00:54            | 00:07:28            | 00:06:33           | 00:34:28               | 00:17:37             | 01:01:34              |
| M97                                          | 00:01:01            | 00:07:34            | 00:06:31           | 00:28:23               | 00:14:43             | 00:51:53              |
| M980                                         | 00:00:41            | 00:08:51            | 00:08:10           | 00:38:03               | 00:23:58             | 01:02:08              |
| M99                                          | 00:01:28            | 00:05:14            | 00:03:45           | 00:50:09               | 00:10:43             | 01:23:45              |

| AVERAGE RESPONSE TIMES BY SHIFT - IN DISTRICT |                     |                     |                    |                        |                      |                       |
|-----------------------------------------------|---------------------|---------------------|--------------------|------------------------|----------------------|-----------------------|
| SHIFT                                         | ASSIGNED TO ENROUTE | ASSIGNED TO ONSCENE | ENROUTE TO ONSCENE | HOSPITAL TO IN-SERVICE | AVERAGE ONSCENE TIME | AVERAGE INCIDENT TIME |
| A                                             | 00:01:00            | 00:08:17            | 00:07:17           | 00:30:21               | 00:17:41             | 00:57:35              |
| B                                             | 00:00:57            | 00:08:10            | 00:07:12           | 00:29:37               | 00:16:28             | 00:57:18              |
| C                                             | 00:00:55            | 00:07:45            | 00:06:50           | 00:30:34               | 00:16:25             | 00:56:38              |
| D                                             | 00:00:53            | 00:07:10            | 00:06:16           | 00:29:40               | 00:17:52             | 00:53:59              |

HARRM/ISS

HARRM/ISS

\* All units assigned to a response in district that went enroute

\* All units assigned to a response in district that went enroute



Division 11 Harris County Emerg Corps

# 911 STATISTICS REPORT FOR PERIOD 07-01-22 to 07-31-22

8/1/2022 1:05:01 PM Page 6 of 22

| HHMMSS                                                               |                     |                     |                    |                        |                      |                      |                       |  |  |
|----------------------------------------------------------------------|---------------------|---------------------|--------------------|------------------------|----------------------|----------------------|-----------------------|--|--|
| * All units assigned to a response out of district that went enroute |                     |                     |                    |                        |                      |                      |                       |  |  |
| UNIT                                                                 | ASSIGNED TO ENROUTE | ASSIGNED TO ONSCENE | ENROUTE TO ONSCENE | HOSPITAL TO IN-SERVICE | AVERAGE ONSCENE TIME | AVERAGE ONSCENE TIME | AVERAGE INCIDENT TIME |  |  |
| EMS930                                                               | 00:00:33            | 00:12:45            | 00:12:11           | 23:53:16               | 00:17:51             | 00:17:51             | 00:38:31              |  |  |
| EMS980                                                               | 00:00:50            | 00:14:07            | 00:13:15           | 23:30:01               | 00:44:47             | 00:44:47             | 00:47:06              |  |  |
| M91                                                                  | 00:00:58            | 00:08:10            | 00:07:11           | 20:48:00               | 03:11:03             | 03:11:03             | 00:39:31              |  |  |
| M92                                                                  | 00:00:40            | 00:08:12            | 00:07:31           | 23:37:06               | 00:13:37             | 00:13:37             | 00:18:04              |  |  |
| M920                                                                 | 00:00:56            | 00:09:26            | 00:08:33           | 23:48:46               | 00:27:17             | 00:27:17             | 00:45:50              |  |  |
| M93                                                                  | 00:00:55            | 00:07:33            | 00:06:41           | 01:54:24               | 23:07:24             | 23:07:24             | 01:08:12              |  |  |
| M930                                                                 | 00:00:58            | 00:07:33            | 00:06:35           | 23:51:21               | 00:27:30             | 00:27:30             | 00:38:23              |  |  |
| M94                                                                  | 00:01:02            | 00:10:45            | 00:09:33           | 00:28:15               | 00:10:23             | 00:10:23             | 00:31:52              |  |  |
| M940                                                                 | 00:01:14            | 00:07:19            | 00:06:02           | 00:19:38               | 00:50:14             | 00:50:14             | 00:57:56              |  |  |
| M95                                                                  | 00:00:19            | 00:10:04            | 00:09:45           | 00:05:46               | 01:15:25             | 01:15:25             | 01:26:01              |  |  |
| M96                                                                  | 00:01:29            | 00:09:52            | 00:08:23           | 00:31:17               | 00:58:45             | 00:58:45             | 01:54:31              |  |  |
| M97                                                                  | 00:00:15            | 00:19:15            | 00:19:00           | 23:30:31               | 00:40:47             | 00:40:47             | 00:51:37              |  |  |

| HHMMSS                                                               |                     |                     |                    |                        |                      |                      |                       |  |  |
|----------------------------------------------------------------------|---------------------|---------------------|--------------------|------------------------|----------------------|----------------------|-----------------------|--|--|
| * All units assigned to a response out of district that went enroute |                     |                     |                    |                        |                      |                      |                       |  |  |
| SHIFT                                                                | ASSIGNED TO ENROUTE | ASSIGNED TO ONSCENE | ENROUTE TO ONSCENE | HOSPITAL TO IN-SERVICE | AVERAGE ONSCENE TIME | AVERAGE ONSCENE TIME | AVERAGE INCIDENT TIME |  |  |
| A                                                                    | 00:00:58            | 00:11:33            | 00:10:35           | 23:16:17               | 01:22:14             | 01:22:14             | 01:11:22              |  |  |
| B                                                                    | 00:01:15            | 00:08:14            | 00:07:03           | 00:00:29               | 00:34:08             | 00:34:08             | 00:48:26              |  |  |
| C                                                                    | 00:00:59            | 00:09:03            | 00:08:02           | 00:17:24               | 00:31:51             | 00:31:51             | 00:57:16              |  |  |
| D                                                                    | 00:00:30            | 00:09:18            | 00:08:47           | 00:06:03               | 00:48:02             | 00:48:02             | 00:54:18              |  |  |



Division 11 Harris County Emerg Corps

# 911 STATISTICS REPORT FOR PERIOD 07-01-22 to 07-31-22

8/1/2022 1:05:01 PM Page 7 of 22

| INCIDENT RESPONSE TOTALS BY UNIT |            |           |           |           |           |           |           |           |            |           |           |           |           |           |           |           |           |           |           |           |            |           |            |           |           |           |           |           |           |            |              |       |  |  |
|----------------------------------|------------|-----------|-----------|-----------|-----------|-----------|-----------|-----------|------------|-----------|-----------|-----------|-----------|-----------|-----------|-----------|-----------|-----------|-----------|-----------|------------|-----------|------------|-----------|-----------|-----------|-----------|-----------|-----------|------------|--------------|-------|--|--|
| UNIT                             | 01         | 02        | 03        | 04        | 05        | 06        | 07        | 08        | 09         | 10        | 11        | 12        | 13        | 14        | 15        | 16        | 17        | 18        | 19        | 20        | 21         | 22        | 23         | 24        | 25        | 26        | 27        | 28        | 29        | 30         | 31           | Total |  |  |
| 9912                             |            |           |           |           |           |           |           |           |            |           |           |           |           |           |           |           |           |           |           |           |            |           |            |           |           |           |           |           |           |            |              |       |  |  |
| CHP1                             |            |           |           |           |           |           |           |           |            |           |           |           |           |           |           |           |           |           |           |           |            |           |            |           |           |           |           |           |           |            |              |       |  |  |
| D90                              |            |           |           |           |           |           |           |           |            |           |           |           |           |           |           |           |           |           |           |           |            |           |            |           |           |           |           |           |           |            |              |       |  |  |
| D901                             |            |           |           |           |           |           |           |           |            |           |           |           |           |           |           |           |           |           |           |           |            |           |            |           |           |           |           |           |           |            |              |       |  |  |
| EMS930                           |            |           |           |           |           |           |           |           |            |           |           |           |           |           |           |           |           |           |           |           |            |           |            |           |           |           |           |           |           |            |              |       |  |  |
| EMS980                           |            |           |           |           |           |           |           |           |            |           |           |           |           |           |           |           |           |           |           |           |            |           |            |           |           |           |           |           |           |            |              |       |  |  |
| HCMD1                            |            |           |           |           |           |           |           |           |            |           |           |           |           |           |           |           |           |           |           |           |            |           |            |           |           |           |           |           |           |            |              |       |  |  |
| M91                              |            |           |           |           |           |           |           |           |            |           |           |           |           |           |           |           |           |           |           |           |            |           |            |           |           |           |           |           |           |            |              |       |  |  |
| M92                              |            |           |           |           |           |           |           |           |            |           |           |           |           |           |           |           |           |           |           |           |            |           |            |           |           |           |           |           |           |            |              |       |  |  |
| M920                             |            |           |           |           |           |           |           |           |            |           |           |           |           |           |           |           |           |           |           |           |            |           |            |           |           |           |           |           |           |            |              |       |  |  |
| M921                             |            |           |           |           |           |           |           |           |            |           |           |           |           |           |           |           |           |           |           |           |            |           |            |           |           |           |           |           |           |            |              |       |  |  |
| M93                              |            |           |           |           |           |           |           |           |            |           |           |           |           |           |           |           |           |           |           |           |            |           |            |           |           |           |           |           |           |            |              |       |  |  |
| M930                             |            |           |           |           |           |           |           |           |            |           |           |           |           |           |           |           |           |           |           |           |            |           |            |           |           |           |           |           |           |            |              |       |  |  |
| M931                             |            |           |           |           |           |           |           |           |            |           |           |           |           |           |           |           |           |           |           |           |            |           |            |           |           |           |           |           |           |            |              |       |  |  |
| M94                              |            |           |           |           |           |           |           |           |            |           |           |           |           |           |           |           |           |           |           |           |            |           |            |           |           |           |           |           |           |            |              |       |  |  |
| M940                             |            |           |           |           |           |           |           |           |            |           |           |           |           |           |           |           |           |           |           |           |            |           |            |           |           |           |           |           |           |            |              |       |  |  |
| M941                             |            |           |           |           |           |           |           |           |            |           |           |           |           |           |           |           |           |           |           |           |            |           |            |           |           |           |           |           |           |            |              |       |  |  |
| M95                              |            |           |           |           |           |           |           |           |            |           |           |           |           |           |           |           |           |           |           |           |            |           |            |           |           |           |           |           |           |            |              |       |  |  |
| M96                              |            |           |           |           |           |           |           |           |            |           |           |           |           |           |           |           |           |           |           |           |            |           |            |           |           |           |           |           |           |            |              |       |  |  |
| M97                              |            |           |           |           |           |           |           |           |            |           |           |           |           |           |           |           |           |           |           |           |            |           |            |           |           |           |           |           |           |            |              |       |  |  |
| M980                             |            |           |           |           |           |           |           |           |            |           |           |           |           |           |           |           |           |           |           |           |            |           |            |           |           |           |           |           |           |            |              |       |  |  |
| M99                              |            |           |           |           |           |           |           |           |            |           |           |           |           |           |           |           |           |           |           |           |            |           |            |           |           |           |           |           |           |            |              |       |  |  |
| <b>Totals</b>                    | <b>103</b> | <b>83</b> | <b>90</b> | <b>95</b> | <b>94</b> | <b>66</b> | <b>80</b> | <b>77</b> | <b>100</b> | <b>86</b> | <b>89</b> | <b>86</b> | <b>82</b> | <b>67</b> | <b>97</b> | <b>80</b> | <b>66</b> | <b>82</b> | <b>78</b> | <b>83</b> | <b>108</b> | <b>95</b> | <b>105</b> | <b>97</b> | <b>67</b> | <b>72</b> | <b>69</b> | <b>98</b> | <b>64</b> | <b>104</b> | <b>2,641</b> |       |  |  |

| INCIDENT RESPONSE TOTALS BY SHIFT |            |           |           |           |           |           |           |           |            |           |           |           |           |           |           |           |           |           |           |           |            |           |            |           |           |           |           |           |           |            |              |       |
|-----------------------------------|------------|-----------|-----------|-----------|-----------|-----------|-----------|-----------|------------|-----------|-----------|-----------|-----------|-----------|-----------|-----------|-----------|-----------|-----------|-----------|------------|-----------|------------|-----------|-----------|-----------|-----------|-----------|-----------|------------|--------------|-------|
| SHIFT                             | 01         | 02        | 03        | 04        | 05        | 06        | 07        | 08        | 09         | 10        | 11        | 12        | 13        | 14        | 15        | 16        | 17        | 18        | 19        | 20        | 21         | 22        | 23         | 24        | 25        | 26        | 27        | 28        | 29        | 30         | 31           | Total |
| A - Shift                         | 96         | 15        | 60        | 20        |           |           |           |           | 81         | 14        | 78        | 11        |           |           |           |           | 55        | 15        | 67        | 8         |            |           |            |           | 83        | 7         | 66        | 8         |           |            |              |       |
| B - Shift                         | 68         | 30        | 75        | 14        |           |           |           |           |            | 72        | 11        | 75        | 9         |           |           |           |           | 67        | 11        | 70        | 10         |           |            |           |           | 60        | 6         | 61        | 4         |            |              |       |
| C - Shift                         |            |           |           |           | 80        | 10        | 74        | 7         |            |           |           |           | 73        | 15        | 89        | 11        |           |           |           | 73        | 19         | 82        | 24         |           |           |           |           | 94        | 13        | 78         |              |       |
| D - Shift                         | 7          |           |           |           |           | 56        | 6         | 70        | 19         |           |           |           |           | 52        | 8         | 69        | 11        |           |           |           | 89         | 13        | 81         | 14        |           |           |           | 51        | 26        |            |              |       |
| <b>Totals</b>                     | <b>103</b> | <b>83</b> | <b>90</b> | <b>95</b> | <b>94</b> | <b>66</b> | <b>80</b> | <b>77</b> | <b>100</b> | <b>86</b> | <b>89</b> | <b>86</b> | <b>82</b> | <b>67</b> | <b>97</b> | <b>80</b> | <b>66</b> | <b>82</b> | <b>78</b> | <b>83</b> | <b>108</b> | <b>95</b> | <b>105</b> | <b>97</b> | <b>67</b> | <b>72</b> | <b>69</b> | <b>98</b> | <b>64</b> | <b>104</b> | <b>2,641</b> |       |

\* All units assigned to a response that went enroute

\* All units assigned to a response that went enroute



Division 11 Harris County Emerg Corps

# 911 STATISTICS REPORT FOR PERIOD 07-01-22 to 07-31-22

8/1/2022 1:05:01 PM Page 8 of 22

| INCIDENT REFUSAL TOTALS BY UNIT |    |    |    |    |    |    |    |    |    |    |    |    |    |    |    |    |    |    |    |    |    |    |    |    |    |    |    |    |    |    |    |       |    |
|---------------------------------|----|----|----|----|----|----|----|----|----|----|----|----|----|----|----|----|----|----|----|----|----|----|----|----|----|----|----|----|----|----|----|-------|----|
| UNIT                            | 01 | 02 | 03 | 04 | 05 | 06 | 07 | 08 | 09 | 10 | 11 | 12 | 13 | 14 | 15 | 16 | 17 | 18 | 19 | 20 | 21 | 22 | 23 | 24 | 25 | 26 | 27 | 28 | 29 | 30 | 31 | Total |    |
| EMS930                          | 1  |    |    |    | 1  | 2  | 3  | 2  | 3  |    |    | 2  |    |    |    |    |    |    | 1  |    |    |    |    |    | 3  |    |    |    |    |    |    |       | 18 |
| EMS980                          |    | 1  | 2  | 1  | 4  | 3  | 2  | 1  |    |    | 2  | 3  | 1  | 1  | 1  |    |    | 2  | 3  | 2  | 2  | 2  | 2  | 2  | 2  | 2  | 1  | 2  | 1  | 2  | 1  | 40    |    |
| M91                             | 1  | 1  | 1  | 5  | 1  | 1  | 1  | 1  | 3  | 3  | 3  | 1  | 3  | 3  | 1  | 3  | 2  | 1  | 4  |    |    | 1  | 2  | 1  | 2  | 4  | 1  | 2  | 3  | 2  | 3  | 55    |    |
| M92                             | 3  | 2  | 1  | 1  | 2  | 1  | 1  | 3  | 2  | 1  | 2  | 1  | 1  | 2  | 1  | 2  | 2  | 1  | 2  | 2  | 2  | 2  | 2  | 4  | 2  | 2  | 1  | 2  | 2  | 2  | 2  | 45    |    |
| M920                            | 2  | 1  | 1  | 1  | 1  | 1  | 1  | 2  | 2  | 2  | 2  | 2  | 2  | 2  | 1  | 1  |    | 2  | 1  | 1  | 2  | 1  | 3  | 1  | 2  | 2  | 1  | 2  | 3  | 2  | 3  | 37    |    |
| M921                            |    |    |    |    |    |    |    |    |    |    |    |    |    |    |    |    |    |    |    |    |    |    |    |    |    |    |    |    |    |    |    |       | 1  |
| M93                             | 2  | 2  | 2  | 2  | 5  | 1  | 4  | 2  | 2  | 1  | 1  | 3  | 1  | 1  | 1  | 1  | 1  | 1  | 1  | 1  | 1  | 1  | 1  | 1  | 1  | 1  | 1  | 1  | 4  | 2  | 2  | 39    |    |
| M930                            |    |    |    |    |    |    | 2  |    | 2  |    | 1  |    |    |    |    |    |    |    |    |    |    |    |    |    |    |    |    | 1  |    |    |    |       | 9  |
| M931                            |    |    |    |    |    |    |    |    |    |    |    |    |    |    |    | 1  |    |    |    |    |    |    |    |    |    |    |    |    |    |    |    |       | 8  |
| M94                             | 1  | 1  | 1  | 1  | 2  | 3  | 1  | 3  | 1  | 4  | 1  | 1  | 2  | 2  | 2  | 2  | 1  | 3  | 1  | 1  | 4  | 3  | 3  | 1  | 1  | 1  | 1  | 1  | 1  | 1  | 2  | 43    |    |
| M940                            | 2  | 1  | 1  | 1  | 1  | 1  | 1  | 1  | 1  | 1  | 1  | 2  | 4  | 2  | 2  | 2  | 2  | 2  | 2  | 2  | 1  | 3  | 1  | 1  | 2  | 2  | 2  | 1  | 1  | 1  | 1  | 32    |    |
| M941                            |    |    |    |    |    |    |    |    |    |    |    |    |    |    |    |    |    |    |    |    |    |    |    |    |    |    |    |    |    |    |    |       | 2  |
| M95                             | 1  | 1  | 2  | 4  | 1  | 3  | 2  | 1  | 1  | 4  | 2  | 7  | 1  | 1  | 3  | 1  | 1  | 1  | 2  | 1  | 1  | 2  | 1  | 2  | 1  | 3  | 2  | 3  | 1  | 1  | 1  | 54    |    |
| M96                             | 1  | 3  | 2  | 2  | 2  | 2  | 1  | 2  | 2  | 1  | 1  | 1  | 1  | 1  | 2  | 3  | 1  | 1  | 4  | 3  | 2  | 2  | 2  | 2  | 3  | 3  | 3  | 3  | 2  | 2  | 2  | 48    |    |
| M97                             | 1  | 1  | 1  | 1  | 1  | 1  | 1  | 1  | 1  | 1  | 1  | 3  | 1  | 3  | 1  | 2  | 1  | 2  | 2  | 2  | 2  | 2  | 3  | 1  | 1  | 1  | 1  | 1  | 1  | 1  | 1  | 27    |    |
| M980                            | 3  |    |    |    |    |    |    |    |    |    |    |    |    |    |    |    |    |    |    |    |    |    | 3  |    |    |    |    |    |    |    |    |       | 7  |
| Totals                          | 18 | 10 | 14 | 13 | 13 | 13 | 20 | 14 | 17 | 18 | 14 | 22 | 12 | 10 | 19 | 12 | 9  | 11 | 18 | 13 | 20 | 20 | 15 | 20 | 16 | 13 | 9  | 12 | 17 | 14 | 19 | 465   |    |

| INCIDENT REFUSAL TOTALS BY SHIFT |    |    |    |    |    |    |    |    |    |    |    |    |    |    |    |    |    |    |    |    |    |    |    |    |    |    |    |    |    |     |     |       |
|----------------------------------|----|----|----|----|----|----|----|----|----|----|----|----|----|----|----|----|----|----|----|----|----|----|----|----|----|----|----|----|----|-----|-----|-------|
| SHIFT                            | 01 | 02 | 03 | 04 | 05 | 06 | 07 | 08 | 09 | 10 | 11 | 12 | 13 | 14 | 15 | 16 | 17 | 18 | 19 | 20 | 21 | 22 | 23 | 24 | 25 | 26 | 27 | 28 | 29 | 30  | 31  | Total |
| A - Shift                        | 18 | 3  | 9  | 3  |    |    |    | 15 | 5  | 11 | 6  |    |    |    |    |    | 8  | 3  | 15 | 3  |    |    |    | 14 | 2  | 9  |    |    |    |     |     | 124   |
| B - Shift                        | 7  | 5  | 10 | 2  |    |    |    |    | 13 | 3  | 16 |    |    |    |    |    |    | 8  | 3  | 10 | 4  |    |    |    | 11 |    | 12 | 1  |    |     | 105 |       |
| C - Shift                        |    |    |    |    | 11 | 2  | 18 | 2  |    |    |    | 12 | 2  | 15 | 3  |    |    |    | 16 | 3  | 13 | 6  |    |    |    |    | 16 | 2  | 12 | 133 |     |       |
| D - Shift                        |    |    |    |    |    |    |    |    |    |    |    |    | 8  | 4  | 9  | 1  |    |    |    |    |    | 17 | 2  | 14 | 2  |    |    | 12 | 7  | 103 |     |       |
| Totals                           | 18 | 10 | 14 | 13 | 13 | 13 | 20 | 14 | 17 | 18 | 14 | 22 | 12 | 10 | 19 | 12 | 9  | 11 | 18 | 13 | 20 | 20 | 15 | 20 | 16 | 13 | 9  | 12 | 17 | 14  | 19  | 465   |

| INCIDENT REFUSAL REASON BY SHIFT |            |            |            |            |            |
|----------------------------------|------------|------------|------------|------------|------------|
| REFUSAL REASON                   | A - Shift  | B - Shift  | C - Shift  | D - Shift  | Total      |
| Refusal AMA                      | 113        | 97         | 127        | 97         | 434        |
| Refusal Parental                 | 11         | 8          | 6          | 6          | 31         |
| <b>Total</b>                     | <b>124</b> | <b>105</b> | <b>133</b> | <b>103</b> | <b>465</b> |



Division 11 Harris County Emerg Corps

# 911 STATISTICS REPORT FOR PERIOD 07-01-22 to 07-31-22

8/1/2022 1:05:01 PM Page 9 of 22

## NATURE SUMMARY BY UNIT

| NATURE                         | EMS930 | EMS800 | M91 | M92 | M920 | M921 | M93 | M930 | M931 | M94 | M940 | M941 | M95 | M96 | M97 | M980 | M99 | Total |
|--------------------------------|--------|--------|-----|-----|------|------|-----|------|------|-----|------|------|-----|-----|-----|------|-----|-------|
| ALLERGIC REACTION              | 1      |        | 1   | 1   |      |      | 1   |      |      |     | 1    |      | 1   | 1   | 1   |      |     | 13    |
| ANIMAL BITE/ATTACK             |        | 1      | 1   | 1   |      |      |     |      |      | 1   | 1    |      |     |     |     |      |     | 3     |
| ASSAULT                        | 1      |        | 1   | 1   | 1    | 1    | 1   | 1    | 1    | 1   | 1    |      | 1   | 1   | 1   |      |     | 94    |
| AUTO-PEDESTRIAN                |        |        |     |     |      |      | 1   |      |      |     |      |      |     |     |     |      |     | 2     |
| BACK PAIN                      |        | 1      |     | 1   |      |      |     |      |      |     |      |      |     | 1   |     |      |     | 3     |
| BURNS/EXPLOSION                |        |        |     | 1   |      |      |     |      |      |     |      |      |     |     |     |      |     | 1     |
| CARBON MONOXIDE/HAZMAT         |        |        |     |     |      |      |     |      |      |     |      |      |     |     |     |      |     | 1     |
| CARDIAC                        |        |        | 1   | 1   | 1    | 1    | 1   | 1    | 1    | 1   | 1    | 1    | 1   | 1   | 1   | 1    |     | 187   |
| CHILD LOCKED IN VEHICLE        |        |        | 1   | 1   |      |      |     |      |      |     |      |      |     |     |     |      |     | 1     |
| CHOKING                        |        |        | 1   | 1   | 1    |      | 1   |      |      | 1   | 1    |      |     |     | 1   |      |     | 13    |
| CITIZEN ASSIST                 |        |        | 1   | 1   |      |      | 1   |      |      | 1   | 1    |      |     |     |     | 1    |     | 8     |
| COMMERCIAL BUILDING FIRE       |        |        |     | 1   |      |      |     |      |      |     | 1    |      | 1   |     |     |      |     | 4     |
| COMMERCIAL FIRE                |        |        |     |     |      |      |     |      |      | 1   |      |      |     |     |     |      |     | 1     |
| CONVULSIONS/SEIZURES           |        |        |     | 1   |      |      |     |      |      | 1   |      |      |     |     |     |      |     | 2     |
| CVA ABNORMAL BREATHING         |        |        |     |     |      |      |     |      |      | 1   |      |      | 1   |     |     |      |     | 4     |
| CVA NOT ALERT                  |        |        | 1   | 1   | 1    |      |     |      |      |     | 1    |      | 1   | 1   |     |      |     | 9     |
| CVA PARALYSIS                  |        |        |     |     |      |      |     |      |      |     | 1    |      | 1   |     | 1   |      |     | 3     |
| CVA SPEECH PROBLEM             |        |        |     |     |      |      |     |      |      | 1   |      |      | 1   |     |     |      |     | 5     |
| CVA STROKE HISTORY             |        |        |     |     |      |      | 1   |      |      |     |      |      | 1   |     |     |      |     | 1     |
| CVA WEAKNESS                   |        |        | 1   | 1   | 1    |      |     |      |      | 1   | 1    |      |     |     |     |      |     | 3     |
| DIABETIC                       | 1      | 1      | 1   | 1   | 1    | 1    | 1   | 1    | 1    | 1   | 1    | 1    | 1   | 1   | 1   | 1    | 1   | 45    |
| ELECT-HAZ INVESTIGATION        |        |        |     |     |      |      |     |      |      |     | 1    |      |     |     |     |      |     | 1     |
| FALLS                          |        |        | 1   | 1   | 1    | 1    | 1   | 1    | 1    | 1   | 1    | 1    | 1   | 1   | 1   | 1    | 1   | 18    |
| FLEET ACCDNT EMS - NO INJURIES |        |        |     |     |      |      |     |      |      |     |      |      |     |     |     |      |     | 1     |
| FULL ARREST                    |        |        | 1   | 1   | 1    | 1    | 1   | 1    | 1    | 1   | 1    | 1    | 1   | 1   | 1   | 1    | 1   | 26    |
| GAS LEAK/ODOR RESID            |        |        |     |     |      |      |     |      |      |     |      |      |     |     |     |      |     | 1     |
| HEADACHE                       |        |        | 1   | 1   | 1    | 1    | 1   | 1    | 1    | 1   | 1    | 1    | 1   | 1   | 1   | 1    | 1   | 18    |
| HEAT/COLD EXPOSURE             |        |        |     |     |      |      |     |      |      |     |      |      |     |     |     |      |     | 2     |
| HEMORRHAGE/LACERATIONS         |        |        |     |     |      |      |     |      |      |     |      |      |     |     |     |      |     | 2     |
| INJ. PARTY FROM A FALL         | 1      | 1      | 1   | 1   | 1    | 1    | 1   | 1    | 1    | 1   | 1    | 1    | 1   | 1   | 1   | 1    | 1   | 105   |
| INJURED PARTY                  |        |        | 1   | 1   | 1    | 1    | 1   | 1    | 1    | 1   | 1    | 1    | 1   | 1   | 1   | 1    | 1   | 53    |
| LG BRUSH/GRASS FIRE            |        |        |     |     |      |      |     |      |      |     | 1    |      |     |     |     |      |     | 1     |
| MAN DOWN                       |        |        | 1   |     |      |      |     |      |      |     |      |      |     |     |     |      |     | 1     |
| MED CALL                       |        |        |     |     |      |      | 1   |      |      |     |      |      |     |     |     |      |     | 2     |
| MEDICAL ALARM                  |        |        |     |     |      |      |     |      |      |     |      |      |     |     |     |      |     | 2     |
| MEDICAL CALL                   | 1      | 1      | 1   | 1   | 1    | 1    | 1   | 1    | 1    | 1   | 1    | 1    | 1   | 1   | 1   | 1    | 1   | 8     |
| MOBILE/TRAILER FIRE            |        |        |     |     |      |      |     |      |      |     |      |      |     |     |     |      |     | 1     |
| MOTOR VEHICLE ACCIDENT         | 1      | 1      | 1   | 1   | 1    | 1    | 1   | 1    | 1    | 1   | 1    | 1    | 1   | 1   | 1   | 1    | 1   | 187   |
| MVA AUTO PED                   |        |        | 1   | 1   | 1    | 1    | 1   | 1    | 1    | 1   | 1    | 1    | 1   | 1   | 1   | 1    | 1   | 8     |
| MVA BIKE MOTORCYCLE            |        |        |     |     |      |      |     |      |      |     | 1    |      |     |     |     |      |     | 5     |





**Division 11 Harris County Emerg Corps**

**911 STATISTICS REPORT FOR PERIOD 07-01-22 to 07-31-22**

| NATURE                        | EMS930    | EMS880     | M91        | M92        | M920       | M921     | M93        | M930      | M931      | M94        | M940       | M941     | M95        | M96        | M97        | M980      | M99      | Total        |
|-------------------------------|-----------|------------|------------|------------|------------|----------|------------|-----------|-----------|------------|------------|----------|------------|------------|------------|-----------|----------|--------------|
| MVA EJECTION                  | 1         |            | 1          |            | 1          |          |            |           |           |            |            |          | 1          |            |            |           |          | 3            |
| MVA ENTRAPMENT                |           | 1          | 1          | 1          |            |          |            |           |           |            |            |          | 1          |            |            |           |          | 4            |
| MVA HIGH VELOCITY             |           | 1          | 1          | 1          |            |          | 1          |           |           | 1          |            |          |            |            | 1          |           |          | 5            |
| MVA INVOLVING ATV             |           |            |            |            |            |          |            |           |           |            | 1          |          | 1          |            |            |           |          | 2            |
| MVA INVOLVING BUILDING        |           |            |            |            | 1          |          |            |           |           |            |            |          | 1          |            |            |           |          | 1            |
| MVA INVOLVING BUS             |           |            |            |            | 1          |          |            |           |           |            |            |          |            |            |            |           |          | 1            |
| MVA NOT ALERT                 |           |            |            | 1          |            |          |            |           | 1         |            |            |          |            |            |            |           |          | 1            |
| MVA NOT ALERT AB RESP         |           |            |            |            |            |          |            |           |           |            |            |          |            |            |            |           |          | 1            |
| MVA ROLL OVER                 |           | 1          | 1          | 1          |            |          | 1          |           |           | 1          | 1          |          | 1          | 1          | 1          |           |          | 11           |
| MVA SINKING VEHICLE           |           |            |            |            |            |          | 1          |           |           |            |            |          |            |            |            |           |          | 1            |
| MVA WITH EJECTION             |           |            |            |            |            |          |            |           |           |            |            |          | 1          |            |            |           |          | 1            |
| MVA WITH ENTRAPMENT           | 1         |            | 1          | 1          | 1          |          |            |           |           |            |            |          |            |            |            |           |          | 3            |
| MVA WITH ROLLOVER             |           |            | 1          | 1          | 1          |          | 1          |           | 1         |            |            |          |            |            |            |           |          | 24           |
| O.B.                          | 1         | 1          | 1          | 1          | 1          |          | 1          |           |           | 1          | 1          |          | 1          | 1          |            |           |          | 1            |
| OBSTETRICS CALL               |           |            |            |            |            |          |            |           |           |            |            |          |            |            |            |           |          | 1            |
| OUTSIDE FIRE                  |           |            |            | 1          |            |          |            |           |           |            |            |          |            |            |            |           |          | 1            |
| OVERDOSE                      |           | 1          | 1          | 1          | 1          |          | 1          |           |           | 1          | 1          |          | 1          | 1          | 1          |           |          | 34           |
| OVERDOSE/POISONING            |           | 1          | 1          | 1          | 1          |          | 1          |           | 1         | 1          | 1          |          | 1          | 1          | 1          | 1         |          | 21           |
| POSSIBLE D.O.A.               |           |            | 1          | 1          | 1          |          | 1          |           | 1         | 1          | 1          |          | 1          | 1          |            |           |          | 11           |
| POSSIBLE DOA                  |           |            |            |            |            |          |            |           |           |            |            |          |            |            |            |           |          | 1            |
| PSYCHIATRIC                   | 1         | 1          | 1          | 1          | 1          |          | 1          |           | 1         | 1          | 1          |          | 1          | 1          | 1          |           |          | 106          |
| RESIDENTIAL FIRE              |           | 1          | 1          | 1          | 1          |          | 1          |           |           |            |            |          | 1          | 1          | 1          |           |          | 16           |
| RESIDENTIAL FIRE MULT         |           |            |            |            |            |          |            |           |           | 1          |            |          |            |            |            |           |          | 3            |
| RESIDENTIAL FIRE MULTI        |           | 1          | 1          | 1          | 1          |          | 1          |           |           | 1          | 1          |          | 1          | 1          | 1          |           |          | 5            |
| RESPIRATORY                   |           | 1          | 1          | 1          | 1          |          | 1          |           | 1         | 1          | 1          |          | 1          | 1          | 1          |           |          | 237          |
| RESPIRATORY ARREST            |           | 1          | 1          | 1          | 1          |          | 1          |           | 1         |            |            |          | 1          | 1          |            |           |          | 4            |
| SEIZURES                      |           | 1          | 1          | 1          | 1          |          | 1          |           | 1         | 1          | 1          |          | 1          | 1          | 1          |           |          | 73           |
| SHOOTING                      |           |            |            |            |            |          |            |           |           |            |            |          |            |            |            |           |          | 1            |
| SHOOTING                      |           |            |            |            |            |          |            |           |           |            |            |          |            |            |            |           |          | 1            |
| STABBING                      |           |            | 1          | 1          | 1          |          | 1          |           |           |            |            |          |            |            |            |           |          | 2            |
| STABBING SHOOTING             |           | 1          | 1          | 1          | 1          |          | 1          |           |           | 1          | 1          |          | 1          | 1          | 1          |           |          | 16           |
| STRANGE ODOR                  |           |            |            |            |            |          |            |           |           |            |            |          |            |            |            |           |          | 1            |
| STROKE/CVA                    |           |            |            |            | 1          |          |            |           |           | 1          |            |          |            |            |            |           |          | 2            |
| STRUCTURE FIRE                | 1         |            |            |            |            |          | 1          |           |           | 1          | 1          |          | 1          | 1          | 1          |           |          | 6            |
| STRUCTURE FIRE HIGH LIFE      |           |            |            | 1          | 1          |          |            |           |           |            |            |          |            |            |            |           |          | 2            |
| TACTICAL MEDICAL RESPONSE     |           |            |            | 1          | 1          |          |            |           |           |            |            |          |            |            |            |           |          | 2            |
| TRAUMATIC INJURIES (SPECIFIC) | 1         | 1          | 1          | 1          | 1          |          | 1          |           |           | 1          |            |          | 1          | 1          | 1          |           |          | 6            |
| UNCONSCIOUS PARTY             |           | 1          | 1          | 1          | 1          |          | 1          |           | 1         | 1          | 1          |          | 1          | 1          | 1          |           |          | 170          |
| UNKNOWN PROBLEM               |           | 1          | 1          | 1          | 1          |          | 1          |           | 1         | 1          | 1          |          | 1          | 1          | 1          |           |          | 79           |
| UNKNOWN SITUATION             |           |            |            |            |            |          |            |           |           |            |            |          |            |            |            |           |          | 1            |
| WATER RESCUE                  |           |            |            |            |            |          |            |           |           |            |            |          | 1          |            |            |           |          | 1            |
| <b>Totals</b>                 | <b>58</b> | <b>122</b> | <b>255</b> | <b>255</b> | <b>235</b> | <b>5</b> | <b>227</b> | <b>23</b> | <b>36</b> | <b>210</b> | <b>202</b> | <b>7</b> | <b>206</b> | <b>259</b> | <b>146</b> | <b>24</b> | <b>2</b> | <b>2,271</b> |



Division 11 Harris County Emerg Corps

# 911 STATISTICS REPORT FOR PERIOD 07-01-22 to 07-31-22

8/1/2022 1:05:01 PM Page 11 of 22

## INCIDENT LOCATION BY UNIT

| LOCATION                                                                                                                         | EMS930    | EMS980     | M91        | M92        | M920       | M921     | M93        | M930      | M931      | M94        | M940       | M941     | M95        | M96        | M97        | M980      | M99      | Total        |
|----------------------------------------------------------------------------------------------------------------------------------|-----------|------------|------------|------------|------------|----------|------------|-----------|-----------|------------|------------|----------|------------|------------|------------|-----------|----------|--------------|
| Amusement park                                                                                                                   |           |            |            |            |            |          |            |           |           |            |            |          |            |            |            |           |          | 1            |
| Apartment                                                                                                                        | 4         | 12         | 20         | 19         | 10         | 1        | 23         | 2         | 3         | 43         | 44         |          | 25         | 37         | 10         | 1         |          | 254          |
| Apu/Rehab/SubDivision                                                                                                            | 4         | 13         | 21         | 10         | 15         |          | 18         | 1         | 5         | 27         | 23         | 1        | 18         | 21         | 9          | 5         |          | 191          |
| Athletic field                                                                                                                   |           |            |            |            | 1          |          |            |           |           |            |            |          |            |            |            |           |          | 1            |
| College                                                                                                                          |           |            |            |            |            |          |            |           |           |            |            |          | 1          |            |            |           |          | 1            |
| Dialysis Center                                                                                                                  |           |            |            |            |            |          |            |           |           |            |            |          |            |            | 1          |           |          | 1            |
| Elementary school                                                                                                                |           |            | 1          |            |            |          |            |           |           |            |            |          |            |            |            |           |          | 1            |
| Factory                                                                                                                          |           |            |            | 1          |            |          |            |           |           |            |            |          | 1          |            |            |           |          | 3            |
| Health care provider office                                                                                                      |           |            |            |            |            |          |            | 1         |           |            |            |          |            |            |            |           |          | 2            |
| Hotel/ Motel                                                                                                                     |           |            |            |            |            |          |            |           |           |            | 1          |          |            |            |            |           |          | 1            |
| LTAC/Rehab/Specialty Hospital                                                                                                    |           |            |            |            |            |          |            |           |           |            |            |          |            |            |            |           |          | 2            |
| Mobile home                                                                                                                      | 1         | 2          | 16         | 8          | 11         |          | 2          |           |           | 10         | 3          |          | 5          | 9          | 1          |           | 1        | 69           |
| Nursing home                                                                                                                     |           |            | 1          |            | 1          |          | 4          |           |           | 1          | 3          |          |            | 5          | 1          |           |          | 16           |
| Nursing Home/Asst Living/SNF                                                                                                     |           |            | 1          |            | 1          |          | 1          |           |           | 4          | 5          |          | 2          | 1          | 5          |           |          | 5            |
| Other                                                                                                                            |           |            | 3          | 1          | 1          |          | 1          |           |           | 4          | 5          |          | 2          | 1          | 5          |           |          | 24           |
| Other ambulatory health services establishments                                                                                  |           |            | 1          |            | 1          |          |            |           | 1         | 4          |            |          | 2          |            |            |           |          | 9            |
| Other paved roadways                                                                                                             |           |            |            | 1          | 2          |          |            |           |           |            |            |          |            |            |            |           |          | 4            |
| Other recreation area                                                                                                            |           |            |            |            | 1          |          |            |           |           |            |            |          |            |            |            |           |          | 1            |
| Other specified industrial and construction area                                                                                 |           |            | 2          | 2          |            |          | 1          |           |           |            |            |          |            |            |            |           |          | 5            |
| Other specified public building                                                                                                  |           |            | 2          | 4          |            |          | 1          |           | 1         | 3          |            |          |            | 1          | 1          | 1         |          | 14           |
| Prison                                                                                                                           |           | 2          |            |            |            |          | 1          |           |           | 1          |            |          |            |            | 7          |           |          | 11           |
| Private commercial establishments                                                                                                |           | 1          | 11         | 12         | 9          |          | 10         |           | 1         | 7          | 7          |          | 4          | 4          | 2          | 2         |          | 70           |
| Private garage of single-family (private) house                                                                                  |           | 1          | 1          |            |            |          |            |           |           |            |            |          | 1          |            | 1          |           |          | 4            |
| Public administrative building                                                                                                   |           |            |            | 1          |            |          |            |           |           |            | 1          |          |            |            |            |           |          | 2            |
| Religious institution                                                                                                            |           | 2          | 1          | 1          |            |          |            |           |           |            | 1          |          | 3          |            |            |           |          | 8            |
| School / Childcare Facility                                                                                                      |           |            | 1          |            | 1          |          |            |           |           |            |            |          |            |            |            |           |          | 2            |
| Service areas                                                                                                                    |           | 2          |            |            |            |          |            |           |           |            |            |          |            |            |            |           |          | 2            |
| Single-family non-institutional (private) house                                                                                  |           | 31         | 113        | 147        | 141        |          | 119        |           | 17        | 83         | 83         |          |            | 148        | 82         | 10        | 1        | 744          |
| Single-family non-institutional (private) house<br>Sports and athletics area as the place of occurrence of<br>the external cause |           | 50         |            |            |            | 4        |            | 13        |           | 83         |            | 5        | 126        |            |            |           |          | 429          |
| Station - Walk-ins                                                                                                               |           |            |            | 2          | 2          |          | 2          |           |           | 1          | 1          |          | 1          |            | 1          |           |          | 1            |
| Street and Highway                                                                                                               |           | 30         | 33         | 25         |            |          |            | 5         |           | 23         |            |          | 9          |            | 16         | 4         |          | 10           |
| Street and highway                                                                                                               |           |            |            |            | 19         |          | 21         |           | 3         | 18         | 1          |          |            | 25         |            |           |          | 162          |
| TDCJ Facility                                                                                                                    |           |            |            |            |            |          |            |           |           | 1          |            |          |            |            |            |           |          | 87           |
| Trade school                                                                                                                     |           |            |            |            |            |          |            |           |           |            | 1          |          |            |            |            |           |          | 1            |
| Unspecified non-institutional (private) residence                                                                                | 1         | 4          | 26         | 20         | 19         |          | 22         | 1         | 3         | 1          | 8          |          | 6          | 3          | 6          | 1         |          | 121          |
| Unspecified residential institution                                                                                              |           | 1          | 2          | 2          |            |          | 2          |           |           | 1          | 1          |          | 1          | 5          | 1          |           |          | 15           |
| Urgent care center                                                                                                               |           |            |            |            |            |          |            |           |           |            |            |          |            |            | 2          |           |          | 2            |
| <b>Total</b>                                                                                                                     | <b>58</b> | <b>122</b> | <b>256</b> | <b>256</b> | <b>236</b> | <b>5</b> | <b>228</b> | <b>23</b> | <b>36</b> | <b>210</b> | <b>203</b> | <b>7</b> | <b>205</b> | <b>260</b> | <b>146</b> | <b>24</b> | <b>2</b> | <b>2,277</b> |



Division 11 Harris County Emerg Corps

# 911 STATISTICS REPORT FOR PERIOD 07-01-22 to 07-31-22

8/1/2022 1:05:01 PM Page 12 of 22

| LOCATION                                                                   | INCIDENT LOCATION BY SHIFT |            |            |            | Total        |
|----------------------------------------------------------------------------|----------------------------|------------|------------|------------|--------------|
|                                                                            | A - Shift                  | B - Shift  | C - Shift  | D - Shift  |              |
| Amusement park                                                             |                            |            | 1          |            | 1            |
| Apartment                                                                  | 68                         | 69         | 64         | 52         | 253          |
| Apd/Retail/SubDivision                                                     | 50                         | 33         | 64         | 44         | 191          |
| Athletic field                                                             |                            | 1          |            |            | 1            |
| College                                                                    |                            | 1          |            |            | 1            |
| Dialysis Center                                                            |                            |            | 1          |            | 1            |
| Elementary school                                                          |                            |            | 1          |            | 1            |
| Factory                                                                    | 1                          | 1          |            | 1          | 3            |
| Health care provider office                                                |                            | 1          | 1          |            | 2            |
| Hotel/ Motel                                                               |                            |            |            | 1          | 1            |
| LTAC/Rehab/Specialty Hospital                                              |                            |            | 2          |            | 2            |
| Mobile home                                                                | 16                         | 17         | 25         | 11         | 69           |
| Nursing home                                                               | 2                          | 3          | 4          | 7          | 16           |
| Nursing Home/Asst Living/SNF                                               | 2                          |            | 1          | 2          | 5            |
| Other                                                                      | 7                          | 5          | 5          | 7          | 24           |
| Other ambulatory health services establishments                            | 1                          | 2          | 3          | 3          | 9            |
| Other paved roadways                                                       |                            |            | 2          | 1          | 3            |
| Other recreation area                                                      |                            |            | 1          |            | 1            |
| Other specified industrial and construction area                           | 2                          |            | 2          | 1          | 5            |
| Other specified public building                                            | 4                          | 1          | 2          | 7          | 14           |
| Prison                                                                     | 1                          | 2          | 4          | 4          | 11           |
| Private commercial establishments                                          | 17                         | 19         | 24         | 10         | 70           |
| Private garage of single-family (private) house                            | 2                          |            | 2          |            | 4            |
| Public administrative building                                             | 1                          |            |            | 1          | 2            |
| Religious institution                                                      | 3                          |            | 5          |            | 8            |
| School / Childcare Facility                                                |                            |            |            | 2          | 2            |
| Service areas                                                              |                            |            |            | 2          | 2            |
| Single-family non-institutional (private) house                            |                            |            | 339        | 247        | 586          |
| Single-family non-institutional (private) house                            | 282                        | 305        |            |            | 587          |
| Sports and athletics area as the place of occurrence of the external cause |                            |            |            | 1          | 1            |
| Station - Walk-ins                                                         | 5                          | 1          | 1          | 3          | 10           |
| Street and Highway                                                         | 67                         | 54         | 76         | 51         | 248          |
| TDCJ Facility                                                              |                            |            | 1          |            | 1            |
| Trade school                                                               | 1                          |            |            |            | 1            |
| Unspecified non-institutional (private) residence                          | 46                         | 23         | 20         | 32         | 121          |
| Unspecified residential Institution                                        | 6                          | 2          | 5          | 2          | 15           |
| Urgent care center                                                         | 1                          | 1          |            |            | 2            |
| <b>Total</b>                                                               | <b>585</b>                 | <b>541</b> | <b>665</b> | <b>492</b> | <b>2,274</b> |



Division 11 Harris County Emerg Corps

# 911 STATISTICS REPORT FOR PERIOD 07-01-22 to 07-31-22

8/1/2022 1:05:01 PM Page 13 of 22

## PATIENT TRANSPORTS BY UNIT

| UNIT   | 01 | 02 | 03 | 04 | 05 | 06 | 07 | 08 | 09 | 10 | 11 | 12 | 13 | 14 | 15 | 16 | 17 | 18 | 19 | 20 | 21 | 22 | 23 | 24 | 25 | 26 | 27 | 28 | 29 | 30 | 31 | Total |       |    |
|--------|----|----|----|----|----|----|----|----|----|----|----|----|----|----|----|----|----|----|----|----|----|----|----|----|----|----|----|----|----|----|----|-------|-------|----|
| EMS930 | 3  |    | 2  | 2  | 3  | 1  | 0  | 1  | 1  | 1  | 2  | 1  |    |    |    |    |    | 2  |    | 3  |    |    |    |    |    |    |    |    |    |    |    |       |       | 26 |
| EMS980 |    | 6  | 3  | 5  | 2  | 2  | 3  | 2  |    | 2  | 4  | 3  | 4  | 5  |    |    | 1  | 1  | 4  | 3  | 3  | 3  | 3  | 2  | 4  | 3  | 2  | 4  | 3  | 3  | 4  |       | 77    |    |
| M91    | 6  | 6  | 6  | 8  | 5  | 5  | 6  | 6  | 8  | 5  | 7  | 5  | 7  | 3  | 5  | 4  | 4  | 7  | 7  | 5  | 5  | 6  | 4  | 7  | 7  | 4  | 5  | 5  | 5  | 6  | 8  |       | 177   |    |
| M92    | 6  | 6  | 7  | 5  | 6  | 5  | 6  | 7  | 8  | 5  | 5  | 4  | 7  | 5  | 4  | 4  | 5  | 7  | 3  | 6  | 2  | 6  | 7  | 6  | 7  | 4  | 6  | 3  | 8  | 4  | 7  |       | 171   |    |
| M920   | 6  | 7  | 6  | 8  | 5  | 3  | 6  | 5  | 4  | 6  | 3  | 3  | 3  | 6  | 8  | 4  | 5  | 7  | 3  | 4  | 4  | 4  | 3  | 6  | 3  | 5  | 5  | 3  | 5  | 5  | 6  |       | 151   |    |
| M921   |    |    |    |    |    |    |    |    |    |    |    |    |    |    |    |    |    |    |    |    | 3  | 1  |    |    |    |    |    |    |    |    |    |       | 4     |    |
| M93    | 9  | 8  | 6  | 5  | 5  | 8  | 2  | 4  | 3  | 8  | 5  | 7  | 4  | 3  | 4  | 3  | 5  | 5  | 6  | 5  | 6  | 5  | 5  | 7  | 7  | 3  | 4  | 4  | 4  | 6  | 3  | 5     | 160   |    |
| M930   | 3  |    |    |    |    |    | 2  |    | 2  |    | 2  |    |    |    |    |    |    |    |    |    |    |    |    |    |    |    |    |    |    |    |    |       |       | 12 |
| M931   |    |    |    |    |    |    |    |    |    |    |    |    |    |    |    |    |    |    |    |    |    |    |    |    |    |    |    |    |    |    |    |       |       | 25 |
| M94    | 6  | 3  | 5  | 5  | 5  | 2  | 3  | 3  | 7  | 4  | 6  | 4  | 9  | 4  | 2  | 3  | 3  | 5  | 3  | 2  | 5  | 5  | 6  | 5  | 7  | 1  | 5  | 5  | 6  | 2  | 4  |       | 135   |    |
| M940   | 4  | 4  | 5  | 4  | 6  | 4  | 2  | 4  | 6  | 4  | 6  | 5  | 4  | 4  | 4  | 5  | 4  | 6  | 3  | 4  | 6  | 4  | 8  | 5  | 3  | 4  | 5  | 4  | 6  | 3  | 4  |       | 140   |    |
| M941   |    |    |    |    |    |    |    |    |    |    |    |    |    |    |    |    |    |    |    |    | 4  | 1  |    |    |    |    |    |    |    |    |    |       |       | 5  |
| M95    | 2  | 1  | 2  | 5  | 8  | 1  | 3  | 1  | 4  | 7  | 5  | 3  | 5  | 5  | 4  | 5  | 4  | 6  | 5  | 5  | 2  | 5  | 5  | 6  | 3  | 3  | 4  | 2  | 5  | 0  | 5  |       | 121   |    |
| M96    | 8  | 6  | 4  | 8  | 6  | 4  | 5  | 5  | 5  | 6  | 7  | 5  | 6  | 7  | 6  | 5  | 6  | 6  | 6  | 8  | 2  | 6  | 6  | 10 | 7  | 2  | 4  | 4  | 4  | 5  | 10 |       | 180   |    |
| M97    | 7  | 2  | 0  | 3  | 5  | 2  | 3  | 5  | 3  | 4  | 5  | 4  | 2  | 4  | 6  | 2  | 1  | 3  | 3  | 0  | 1  | 3  | 0  | 2  | 2  | 3  | 4  | 2  | 5  | 1  | 3  |       | 90    |    |
| M980   | 2  |    |    |    |    |    |    |    | 4  |    |    |    |    |    |    |    |    |    |    |    |    |    |    |    |    |    |    |    |    |    |    |       |       | 12 |
| M99    |    |    |    |    |    |    |    |    |    |    |    |    |    |    |    |    | 1  |    |    |    |    |    | 3  |    |    |    |    |    |    |    |    |       |       | 2  |
| Totals | 59 | 52 | 46 | 58 | 56 | 37 | 39 | 43 | 54 | 50 | 53 | 45 | 51 | 48 | 52 | 42 | 38 | 55 | 43 | 45 | 46 | 52 | 53 | 56 | 52 | 34 | 45 | 37 | 54 | 34 | 58 |       | 1,488 |    |

## PATIENT TRANSPORTS BY SHIFT

| SHIFT     | 01 | 02 | 03 | 04 | 05 | 06 | 07 | 08 | 09 | 10 | 11 | 12 | 13 | 14 | 15 | 16 | 17 | 18 | 19 | 20 | 21 | 22 | 23 | 24 | 25 | 26 | 27 | 28 | 29 | 30 | 31 | Total |       |
|-----------|----|----|----|----|----|----|----|----|----|----|----|----|----|----|----|----|----|----|----|----|----|----|----|----|----|----|----|----|----|----|----|-------|-------|
| A - Shift | 52 | 6  | 35 | 10 |    |    |    |    | 42 | 7  | 49 | 5  |    |    |    |    | 33 | 10 | 37 | 4  |    |    |    |    | 46 | 3  | 40 | 5  |    |    |    |       | 384   |
| B - Shift | 46 | 11 | 48 | 8  |    |    |    |    |    | 43 | 4  | 41 | 7  |    |    |    |    | 45 | 6  | 41 | 3  |    |    |    | 31 | 5  | 32 | 2  |    |    |    |       | 373   |
| C - Shift | 7  |    |    |    | 48 | 7  | 35 | 3  |    |    |    | 44 | 10 | 49 | 8  |    |    |    |    | 43 | 12 | 48 | 10 |    |    |    |    | 52 | 7  | 48 |    | 424   |       |
| D - Shift |    |    |    |    |    | 30 | 4  | 40 | 12 |    |    |    | 38 | 3  | 34 | 5  |    |    |    | 40 | 5  | 46 | 6  |    |    |    |    |    |    | 27 | 10 | 307   |       |
| Totals    | 59 | 52 | 46 | 58 | 56 | 37 | 39 | 43 | 54 | 50 | 53 | 46 | 51 | 48 | 52 | 42 | 38 | 55 | 43 | 45 | 46 | 52 | 53 | 56 | 52 | 34 | 45 | 37 | 54 | 34 | 58 |       | 1,488 |



Division 11 Harris County Emerg Corps

# 911 STATISTICS REPORT FOR PERIOD 07-01-22 to 07-31-22

8/1/2022 1:05:01 PM Page 14 of 22

| TRANSPORT DESTINATION                              |  | M91       | M92       | M92D       | M92I       | M93        | M93D     | M93I       | M94       | M94D      | M94I       | M95        | M96      | M97        | M98       | M99       | Total        |
|----------------------------------------------------|--|-----------|-----------|------------|------------|------------|----------|------------|-----------|-----------|------------|------------|----------|------------|-----------|-----------|--------------|
| BEN TAUB HOSPITAL                                  |  |           | 2         | 3          |            | 1          |          |            |           |           |            | 1          |          | 1          |           |           | 8            |
| CHI ST LUKE'S MEDICAL CENTER                       |  | 1         |           |            |            | 1          |          |            |           | 2         |            |            |          |            |           |           | 4            |
| CHI ST LUKE'S VINTAGE                              |  | 18        | 3         | 3          |            | 32         | 3        | 7          | 2         | 2         |            | 3          | 43       |            |           |           | 123          |
| CHI ST LUKE'S WOODLANDS                            |  | 1         | 1         | 1          |            |            |          |            |           |           |            |            |          |            |           |           | 3            |
| CHI ST. LUKE'S HEALTH                              |  |           |           |            |            | 1          |          |            |           |           |            |            | 3        |            |           |           | 4            |
| CYPRESS CREEK HOSPITAL                             |  | 1         | 1         |            |            | 1          |          |            | 1         | 1         |            | 1          | 2        |            |           |           | 10           |
| HCA ER 247 WILLOWBROOK                             |  | 2         |           |            |            | 1          |          |            |           |           |            |            | 1        |            |           |           | 4            |
| HCA HOUSTON ER 247                                 |  | 1         |           |            |            | 1          |          |            |           |           |            |            |          |            |           |           | 2            |
| HCA HOUSTON ER 277 CYFAIR                          |  |           |           |            |            |            |          |            |           |           |            |            | 1        |            |           |           | 1            |
| HCA HOUSTON HEALTHCARE NORTHWEST                   |  | 11        | 22        | 30         |            | 23         | 1        | 6          | 9         | 7         |            | 54         | 19       |            | 4         | 1         | 258          |
| HCA HOUSTON NORTH CYPRESS                          |  |           |           |            |            | 1          |          |            |           |           |            | 1          |          |            |           |           | 2            |
| HCA KINGWOOD MEDICAL CENTER                        |  | 1         | 1         | 3          |            | 1          |          | 2          | 2         | 1         |            | 1          |          | 2          |           |           | 12           |
| HEALTH ONE EMERGENCY CARE -KINGWOOD                |  |           |           |            |            |            |          |            |           |           |            |            |          |            |           |           | 1            |
| HOUSTON METHODIST THE WOODLANDS                    |  | 1         |           |            |            | 2          |          |            |           |           |            |            |          |            |           |           | 3            |
| KINGWOOD EMERGENCY CENTER                          |  | 2         | 3         | 3          |            |            |          | 2          | 2         | 5         |            |            |          |            | 5         |           | 20           |
| KINGWOOD MEDICAL CENTER                            |  | 4         | 29        | 25         |            | 1          |          | 1          | 33        | 20        |            | 3          |          | 21         |           |           | 138          |
| LYNDON B JOHNSON GENERAL HOSPITAL                  |  | 2         | 9         | 21         | 23         | 1          | 4        | 1          | 23        | 4         | 1          | 7          | 2        | 4          |           | 1         | 116          |
| MD ANDERSON CANCER CENTER                          |  |           |           |            |            |            |          |            | 1         |           |            |            |          |            |           |           | 1            |
| MEMORIAL HERMANN GREATER HEIGHTS                   |  | 2         | 4         | 7          | 2          |            |          |            | 1         |           |            |            | 4        |            |           |           | 21           |
| MEMORIAL HERMANN HOSPITAL                          |  | 1         | 1         | 3          | 1          | 3          |          |            | 3         | 4         |            | 1          | 6        |            |           |           | 24           |
| MEMORIAL HERMANN NORTHEAST                         |  | 18        | 14        | 67         | 45         | 1          | 2        | 55         | 73        | 3         | 3          | 13         | 1        | 42         | 4         |           | 338          |
| MEMORIAL HERMANN SUMMER CREEK EMERGENCY DEPARTMENT |  | 1         |           | 1          |            |            |          | 2          | 2         | 10        |            |            |          | 12         |           |           | 26           |
| MEMORIAL HERMANN WOODLANDS                         |  | 3         | 10        | 3          | 2          | 4          |          |            | 1         | 1         |            | 18         | 5        |            |           |           | 46           |
| METHODIST HOSPITAL                                 |  | 1         |           | 1          |            |            |          |            | 2         | 2         |            |            |          |            |           |           | 4            |
| METHODIST WILLOWBROOK                              |  | 7         | 16        | 32         | 8          | 8          | 76       | 4          | 1         | 4         |            | 5          | 82       | 1          | 2         |           | 255          |
| METHODIST WOODLANDS HOSPITAL                       |  |           | 4         |            |            |            |          |            |           | 2         |            | 8          | 1        |            |           |           | 15           |
| ST JOSEPH'S HOSPITAL                               |  | 1         |           |            | 1          |            |          |            |           |           |            |            |          |            |           |           | 3            |
| TEXAS PATHOLOGY ASSOCIATES                         |  |           |           |            |            | 1          |          |            |           |           |            |            |          |            |           |           | 1            |
| TEXAS CHILDRENS HOSPITAL                           |  |           |           |            |            |            |          |            | 1         | 1         |            | 1          | 1        | 1          |           |           | 11           |
| TEXAS CHILDRENS THE WOODLANDS CAMPUS               |  | 2         | 1         | 5          | 2          | 1          | 3        | 1          | 2         | 1         |            | 3          | 9        |            | 1         |           | 30           |
| TOMBALL REGIONAL HOSPITAL                          |  |           |           |            |            |            |          |            |           |           |            |            |          |            |           |           | 1            |
| VETERANS AFFAIRS MEDICAL CENTER                    |  |           |           |            |            |            |          |            |           |           |            | 1          |          | 1          | 1         |           | 3            |
| <b>Totals</b>                                      |  | <b>26</b> | <b>77</b> | <b>177</b> | <b>171</b> | <b>151</b> | <b>4</b> | <b>160</b> | <b>12</b> | <b>26</b> | <b>135</b> | <b>140</b> | <b>5</b> | <b>180</b> | <b>90</b> | <b>12</b> | <b>1,488</b> |



Division 11 Harris County Emerg Corps

# 911 STATISTICS REPORT FOR PERIOD 07-01-22 to 07-31-22

8/11/2022 1:05:01 PM Page 15 of 22

D:\HRM\ISS

\* All units assigned to a response that went enroute in district, NO mutual aid responses

| Location Name                                      | AVERAGE HOSPITAL TO IN-SERVICE TIME |                  |                  |                        |
|----------------------------------------------------|-------------------------------------|------------------|------------------|------------------------|
|                                                    | Transports                          | Average Duration | Longest Duration | Total Time At Hospital |
| BEN TAUB HOSPITAL                                  | 8                                   | 0:00:56:30       | 0:00:53:37       | 0:04:52:05             |
| CHI ST LUKE'S MEDICAL CENTER                       | 4                                   | 0:00:36:25       | 0:00:42:58       | 0:02:25:40             |
| CHI ST LUKE'S VINTAGE                              | 123                                 | 0:00:31:41       | 0:01:43:52       | 2:16:57:12             |
| CHI ST LUKE'S WOODLANDS                            | 3                                   | 0:00:28:25       | 0:00:26:47       | 0:01:10:15             |
| CHI ST. LUKE'S HEALTH                              | 4                                   | 0:00:28:08       | 0:00:38:03       | 0:01:52:34             |
| CYPRESS CREEK HOSPITAL                             | 10                                  | 0:00:13:33       | 0:00:25:41       | 0:02:15:32             |
| HCA ER 247 WILLOWBROOK                             | 4                                   | 0:00:11:51       | 0:00:15:33       | 0:00:47:25             |
| HCA HOUSTON ER 247                                 | 2                                   | 0:00:07:59       | 0:00:15:52       | 0:00:15:59             |
| HCA HOUSTON ER 277 CYFAIR                          | 1                                   | 0:00:00:04       | 0:00:00:04       | 0:00:00:04             |
| HCA HOUSTON HEALTHCARE NORTHWEST                   | 258                                 | 0:00:37:26       | 0:01:24:51       | 6:16:58:12             |
| HCA HOUSTON NORTH CYPRESS                          | 2                                   | 0:00:33:20       | 0:00:36:12       | 0:01:06:41             |
| HCA KINGWOOD MEDICAL CENTER                        | 12                                  | 0:00:31:45       | 0:00:57:47       | 0:06:21:00             |
| HEALTH ONE EMERGENCY CARE -KINGWOOD                | 1                                   | 0:00:41:12       | 0:00:41:12       | 0:00:41:12             |
| HOUSTON METHODIST THE WOODLANDS                    | 3                                   | 0:00:35:38       | 0:00:42:25       | 0:01:46:55             |
| KINGWOOD EMERGENCY CENTER                          | 20                                  | 0:00:33:12       | 0:01:03:15       | 0:11:04:05             |
| KINGWOOD MEDICAL CENTER                            | 138                                 | 0:00:31:46       | 0:01:29:33       | 3:01:05:14             |
| LYNDON B JOHNSON GENERAL HOSPITAL                  | 116                                 | 0:00:31:56       | 0:01:26:05       | 2:13:45:24             |
| MD ANDERSON CANCER CENTER                          | 1                                   | 0:00:37:45       | 0:00:37:45       | 0:00:37:45             |
| MEMORIAL HERMANN GREATER HEIGHTS                   | 21                                  | 0:00:42:03       | 0:01:50:27       | 0:14:43:15             |
| MEMORIAL HERMANN HOSPITAL                          | 24                                  | 0:00:43:48       | 0:01:34:15       | 0:17:31:27             |
| MEMORIAL HERMANN NORTHEAST                         | 338                                 | 0:00:35:17       | 0:01:33:03       | 8:06:51:05             |
| MEMORIAL HERMANN SUMMER CREEK EMERGENCY DEPARTMENT | 26                                  | 0:00:17:08       | 0:00:41:50       | 0:07:25:41             |
| MEMORIAL HERMANN WOODLANDS                         | 46                                  | 0:00:40:25       | 0:02:00:38       | 1:06:59:10             |
| METHODIST HOSPITAL                                 | 4                                   | 0:00:55:48       | 0:01:13:14       | 0:03:43:13             |
| METHODIST WILLOWBROOK                              | 255                                 | 0:00:38:33       | 0:01:42:50       | 6:19:50:23             |
| METHODIST WOODLANDS HOSPITAL                       | 15                                  | 0:00:30:11       | 0:00:54:26       | 0:07:32:53             |
| ST JOSEPH'S HOSPITAL                               | 3                                   | 0:00:34:08       | 0:00:39:18       | 0:01:42:24             |
| TEJAS PATHOLOGY ASSOCIATES                         | 1                                   | 0:00:31:49       | 0:00:31:49       | 0:00:31:49             |
| TEXAS CHILDRENS HOSPITAL                           | 11                                  | 0:00:24:02       | 0:00:32:17       | 0:04:24:31             |
| TEXAS CHILDRENS THE WOODLANDS CAMPUS               | 30                                  | 0:00:27:03       | 0:00:54:03       | 0:13:31:41             |
| TOMBALL REGIONAL HOSPITAL                          | 1                                   | 0:00:31:52       | 0:00:31:52       | 0:00:31:52             |
| VETERANS AFFAIRS MEDICAL CENTER                    | 3                                   | 0:00:30:30       | 0:00:38:06       | 0:01:31:30             |
| <b>Totals</b>                                      | <b>1,488</b>                        |                  |                  |                        |



Division 11 Harris County Emerg Corps

# 911 STATISTICS REPORT FOR PERIOD 07-01-22 to 07-31-22

8/1/2022 1:05:01 PM Page 16 of 22

| NO TRANSPORT DISPOSITION      | NO TRANSPORT DISPOSITION SUMMARY BY UNIT |           |           |            |           |          |           |           |           |           |           |          |           |           |           |           |            | Total |
|-------------------------------|------------------------------------------|-----------|-----------|------------|-----------|----------|-----------|-----------|-----------|-----------|-----------|----------|-----------|-----------|-----------|-----------|------------|-------|
|                               | EMS930                                   | EMS980    | M91       | M92        | M920      | M921     | M93       | M930      | M931      | M94       | M940      | M941     | M95       | M96       | M97       | M980      |            |       |
| Accidental Activation         |                                          |           |           |            | 2         |          | 1         |           |           |           | 1         |          | 1         | 4         |           |           | 9          |       |
| Alternative Disposition       |                                          |           |           |            | 1         |          |           |           |           |           |           |          |           |           | 1         |           | 2          |       |
| Call Cancelled                | 1                                        | 2         |           | 1          | 1         | 1        | 1         |           |           |           |           | 4        | 4         | 1         |           | 2         | 13         |       |
| Call Complete                 | 2                                        |           | 2         | 3          | 2         | 2        | 2         |           |           | 3         | 1         |          | 3         | 3         | 5         |           | 23         |       |
| Call Out of Territory         |                                          |           |           | 2          |           |          |           |           |           |           | 1         |          |           |           |           |           | 3          |       |
| Call Reassigned               | 2                                        | 2         | 4         | 8          | 4         | 5        | 5         | 2         | 7         | 5         | 5         | 5        | 6         | 2         | 2         | 52        |            |       |
| Call Referred                 | 6                                        | 5         | 9         | 8          | 7         | 6        | 6         | 2         | 3         | 10        | 7         | 3        | 3         | 1         | 1         | 70        |            |       |
| Call Unfounded                | 1                                        | 1         | 2         |            | 2         | 2        | 2         |           |           |           |           |          | 2         |           |           | 11        |            |       |
| Death on Scene                |                                          |           | 2         | 2          | 8         | 3        | 1         | 1         | 1         | 1         | 1         | 2        | 4         | 1         |           | 26        |            |       |
| Disregard                     | 1                                        | 3         | 6         | 13         | 12        | 10       | 1         | 1         | 10        | 11        | 11        | 7        | 4         | 10        |           | 89        |            |       |
| Disregard by Alarm Co         |                                          |           |           |            |           | 1        |           |           |           |           | 1         | 2        |           | 1         |           | 5         |            |       |
| Disregard, No Patient Contact |                                          |           | 1         |            |           |          |           |           |           |           |           |          |           |           |           | 1         |            |       |
| Duplicate Call                |                                          |           |           |            | 1         |          |           |           |           |           |           |          |           | 1         |           | 2         |            |       |
| Fire - Call Complete          |                                          |           | 1         |            | 1         |          |           |           |           |           |           |          |           | 1         |           | 3         |            |       |
| Fleet Accident                |                                          |           |           |            |           |          |           |           |           |           |           |          |           | 1         |           | 1         |            |       |
| No Medical                    |                                          |           | 1         | 1          |           | 1        |           |           | 2         | 1         | 1         | 1        | 1         | 1         |           | 8         |            |       |
| No Patient Contact            | 1                                        | 1         | 2         | 1          | 7         | 2        | 2         |           | 2         | 2         | 2         | 5        | 4         | 3         | 1         | 31        |            |       |
| Patient Gone on Arrival       |                                          |           |           |            |           | 1        |           |           |           |           |           |          |           |           |           | 2         |            |       |
| Public Assist Only            |                                          |           |           |            |           |          |           |           |           | 4         |           |          |           |           |           | 6         |            |       |
| Refusal AMA                   | 17                                       | 39        | 53        | 44         | 32        | 1        | 37        | 8         | 8         | 39        | 29        | 2        | 48        | 46        | 23        | 431       |            |       |
| Refusal Parental              | 1                                        | 1         | 2         | 1          | 5         | 1        | 1         | 1         |           | 4         | 3         | 4        | 2         | 4         | 2         | 31        |            |       |
| Standby / Tactical Team       |                                          |           |           | 1          |           |          |           |           |           |           |           |          |           |           | 1         | 2         |            |       |
| Unspecified                   | 5                                        | 8         | 7         | 15         | 13        | 15       | 1         | 1         | 8         | 8         | 8         | 15       | 10        | 9         | 1         | 115       |            |       |
| <b>Totals</b>                 | <b>37</b>                                | <b>62</b> | <b>92</b> | <b>101</b> | <b>98</b> | <b>1</b> | <b>87</b> | <b>13</b> | <b>16</b> | <b>90</b> | <b>71</b> | <b>2</b> | <b>98</b> | <b>92</b> | <b>64</b> | <b>12</b> | <b>936</b> |       |



Division 11 Harris County Emerg Corps

# 911 STATISTICS REPORT FOR PERIOD 07-01-22 to 07-31-22

8/1/2022 1:05:01 PM Page 17 of 22

| INCIDENT DISPOSITION          |           | M91        | M92        | M920       | M921     | M93        | M930      | M931      | M94        | M940       | M941     | M95        | M96        | M97        | M980      | M99      | Total        |
|-------------------------------|-----------|------------|------------|------------|----------|------------|-----------|-----------|------------|------------|----------|------------|------------|------------|-----------|----------|--------------|
| Accidental Activation         |           |            |            |            |          | 1          |           |           |            | 1          |          | 1          | 4          |            |           |          | 9            |
| Alternative Disposition       |           |            |            |            |          |            |           |           |            |            |          |            |            | 1          |           |          | 2            |
| Call Cancelled                | 1         | 1          | 1          | 1          | 1        | 1          |           |           |            |            |          | 4          | 1          |            | 2         |          | 13           |
| Call Complete                 | 27        | 70         | 172        | 147        | 4        | 151        | 12        | 22        | 132        | 135        | 5        | 114        | 176        | 91         | 12        | 2        | 1,442        |
| Call Out of Territory         |           |            |            |            |          |            |           |           |            |            |          |            |            |            |           |          | 3            |
| Call Reassigned               |           |            |            |            |          | 2          |           |           | 1          | 1          |          | 1          | 2          |            |           |          | 10           |
| Call Referred                 | 4         | 3          | 9          | 7          |          | 6          | 2         | 3         | 10         | 8          |          | 3          | 3          | 1          |           |          | 67           |
| Call Unfounded                | 1         | 1          | 2          | 2          |          | 2          |           |           |            |            |          |            | 2          | 1          |           |          | 11           |
| Clear Hospital                | 1         | 1          |            |            |          |            |           |           |            |            |          |            |            |            |           |          | 2            |
| Death on Scene                |           |            |            |            |          | 3          | 1         | 1         | 1          | 1          |          | 2          | 4          |            |           |          | 25           |
| Disregard                     | 1         | 3          | 6          | 12         |          | 9          | 1         | 1         | 9          | 11         |          | 7          | 4          | 9          |           |          | 85           |
| Disregard by Alarm Co         |           |            |            |            |          | 1          |           |           |            | 1          |          | 2          |            | 1          |           |          | 5            |
| Disregard, No Patient Contact |           |            |            |            |          |            |           |           |            |            |          |            |            |            |           |          | 1            |
| Duplicate Call                |           |            |            |            |          |            |           |           |            |            |          |            |            |            |           |          | 1            |
| Fire - Call Complete          |           |            |            |            |          |            |           |           |            |            |          |            |            |            |           |          | 2            |
| Fleet Accident                |           |            |            |            |          |            |           |           |            |            |          |            |            |            |           |          | 3            |
| No Medical                    |           |            |            |            |          |            |           |           |            |            |          |            |            |            |           |          | 1            |
| No Patient Contact            |           |            |            |            |          | 1          |           |           | 2          | 1          |          | 1          |            | 1          |           |          | 8            |
| Patient Gone on Arrival       | 1         | 1          | 2          | 1          | 7        | 2          |           |           | 2          | 2          |          | 5          | 4          | 3          | 1         |          | 31           |
| Public Assist Only            |           |            |            |            |          |            |           |           |            |            |          |            |            |            |           |          | 2            |
| Refusal AMA                   | 17        | 38         | 52         | 43         | 31       | 1          | 6         | 8         | 39         | 29         | 2        | 50         | 46         | 23         | 5         | 1        | 6            |
| Refusal Parental              | 1         | 1          | 2          | 1          | 5        | 1          | 1         |           | 4          | 3          |          | 4          | 2          | 4          | 2         |          | 428          |
| Standby / Tactical Team       |           |            |            |            |          |            |           |           |            |            |          |            |            |            |           |          | 31           |
| Unspecified                   | 4         | 2          | 4          | 10         | 10       | 9          |           | 1         | 6          | 8          |          | 10         | 8          | 9          | 1         |          | 2            |
| <b>Totals</b>                 | <b>58</b> | <b>122</b> | <b>255</b> | <b>255</b> | <b>5</b> | <b>227</b> | <b>23</b> | <b>36</b> | <b>210</b> | <b>202</b> | <b>7</b> | <b>205</b> | <b>259</b> | <b>146</b> | <b>24</b> | <b>2</b> | <b>2,271</b> |





Division 11 Harris County Emerg Corps

# 911 STATISTICS REPORT FOR PERIOD 07-01-22 to 07-31-22

8/1/2022 1:05:01 PM Page 18 of 22

## MUTUAL AID PROVIDED BY YOUR DISTRICT

| Incident ID | Date       | Time     | Shift | Unit | Problem                      | Provided To       | Map  | Call Disposition |
|-------------|------------|----------|-------|------|------------------------------|-------------------|------|------------------|
| 22-07-31847 | 07/01/2022 | 12:00:10 | A     | M97  | 17A02 INJ. PARTY FROM A FALL | Atascocita FD     | 377K | CALL COMPLETE    |
| 22-07-33241 | 07/08/2022 | 15:21:40 | D     | M940 | FALLS                        | Atascocita FD     | 377K | REFUSAL AMA      |
| 22-07-33247 | 07/08/2022 | 15:49:19 | D     | M940 | 6D02A RESPIRATORY            | Atascocita FD     | 378A | CALL COMPLETE    |
| 22-07-34078 | 07/12/2022 | 15:33:30 | B     | M940 | Back-In Assignment           | HC-Agency Unknown | 336A | DISREGARD        |
| 22-07-34942 | 07/17/2022 | 06:51:51 | A     | M94  | 12A01E SEIZURES              | HC-Agency Unknown | 375F | REFUSAL AMA      |
| 22-07-35185 | 07/18/2022 | 15:36:38 | B     | M97  | 31D4 UNCONSCIOUS PARTY       | CC-Cloverleaf FD  | 457W | DISREGARD        |
| 22-07-36478 | 07/25/2022 | 07:58:25 | A     | M97  | 2C01W ALLERGIC REACTION      | Atascocita FD     | 377J | CALL COMPLETE    |
| 22-07-36685 | 07/26/2022 | 11:21:04 | B     | M97  | 6D02 RESPIRATORY             | Atascocita FD     | 377K | CALL COMPLETE    |
| 22-07-37208 | 07/29/2022 | 10:27:12 | C     | M97  | RESPIRATORY                  | Atascocita FD     | 377J | DISREGARD        |
| 22-07-37749 | 07/31/2022 | 22:42:25 | C     | M95  | 4B01A ASSAULT                | Huffman FD        | 339J | CLEAR HOSPITAL   |

Total Mutual Aid Responses Provided By Your District: 10



Division 11 Harris County Emerg Corps

# 911 STATISTICS REPORT FOR PERIOD 07-01-22 to 07-31-22

8/1/2022 1:05:01 PM Page 19 of 22

## CUMULATIVE TIME BY SHIFT - 07-01-22 to 07-31-22

| SHIFT     | INCIDENT | ENROUTE TO SCENE | ONSCENE  | TRANSPORT | HOSPITAL | STAGING  |
|-----------|----------|------------------|----------|-----------|----------|----------|
| A - Shift | 00:18:44 | 00:01:50         | 00:03:55 | 00:03:31  | 00:09:16 | 00:00:29 |
| B - Shift | 01:02:34 | 00:03:17         | 00:06:44 | 00:04:38  | 00:11:40 | 00:00:10 |
| C - Shift | 01:15:21 | 00:04:11         | 00:09:55 | 00:07:15  | 00:17:30 | 00:00:15 |
| D - Shift | 01:03:45 | 00:02:51         | 00:04:49 | 00:05:54  | 00:13:55 | 00:00:27 |

## CUMULATIVE TIME BY UNIT - 07-01-22 to 07-31-22

| SHIFT | INCIDENT | ENROUTE TO SCENE | ONSCENE  | TRANSPORT | HOSPITAL | STAGING  |
|-------|----------|------------------|----------|-----------|----------|----------|
| M91   | 00:13:10 | 00:01:17         | 00:02:31 | 00:02:57  | 00:06:15 | 00:00:00 |
| M92   | 00:15:44 | 00:01:53         | 00:03:08 | 00:03:39  | 00:06:58 | 00:00:03 |
| M920  | 00:16:00 | 00:02:01         | 00:03:02 | 00:03:03  | 00:07:41 | 00:00:10 |
| M921  | 00:00:32 | 00:00:02         | 00:00:27 | 00:00:00  | 00:00:00 | 00:00:00 |
| M93   | 00:20:20 | 00:02:07         | 00:04:35 | 00:03:21  | 00:10:03 | 00:00:35 |
| M94   | 00:06:22 | 00:00:42         | 00:02:08 | 00:01:05  | 00:02:21 | 00:00:10 |
| M940  | 00:12:33 | 00:01:16         | 00:03:25 | 00:02:22  | 00:05:23 | 00:00:00 |
| M95   | 00:07:42 | 00:01:03         | 00:01:51 | 00:01:18  | 00:03:22 | 00:00:23 |
| M96   | 00:11:46 | 00:00:59         | 00:02:54 | 00:02:06  | 00:05:38 | 00:00:00 |
| M97   | 00:08:12 | 00:00:47         | 00:01:19 | 00:01:24  | 00:04:37 | 00:00:00 |



Division 11 Harris County Emerg Corps

# 911 STATISTICS REPORT FOR PERIOD 07-01-22 to 07-31-22

8/1/2022 1:05:01 PM Page 20 of 22

## CALL TAKING INCIDENTS SUMMARY BY SHIFT - 07-01-22 to 07-31-22

| Call Taker          | A - Shift  | B - Shift  | C - Shift  | D - Shift  | Total        |
|---------------------|------------|------------|------------|------------|--------------|
| Adam, Estela        | 10         | 4          | 20         | 1          | 35           |
| Barber, Jane P      | 21         | 61         | 23         |            | 105          |
| Barney, Pat         | 17         | 16         | 19         | 16         | 68           |
| Bates, Jennifer     | 10         | 10         | 13         |            | 33           |
| Bell, Andrea        |            |            | 7          |            | 7            |
| Carpenter, Kelli    | 58         | 12         | 30         | 17         | 117          |
| Cordova, Carlos     |            | 27         | 26         | 11         | 64           |
| Davis, Tammie       | 31         | 15         | 22         | 24         | 92           |
| Edge, Tiffani       |            | 12         |            |            | 12           |
| Gaitan, Katherine   | 43         | 31         | 52         | 32         | 158          |
| Gonzalez, Alvaro    | 8          | 2          | 14         | 21         | 45           |
| Green, Diana        | 44         | 28         |            |            | 72           |
| Harris, Precious    | 61         | 55         | 19         | 44         | 179          |
| Harrison, Kearslyn  | 49         | 41         | 47         | 29         | 166          |
| Hernandez, Angelina | 17         | 9          | 19         | 24         | 69           |
| Kirby, Justin       | 3          | 2          |            | 6          | 11           |
| Martinez, Michelle  | 25         | 14         | 39         | 21         | 99           |
| Osorio, Tara        | 18         | 48         | 50         | 45         | 161          |
| Parks, Jessica      | 3          | 11         | 7          | 3          | 24           |
| Posada, Alejandro   | 29         |            | 24         | 29         | 82           |
| Rodriguez, Jennifer | 15         | 18         | 11         | 11         | 55           |
| Ruiz, Ashley        | 14         | 37         | 24         | 41         | 116          |
| Saenz, Riva         | 13         |            | 33         | 18         | 64           |
| Schmidt, Amy        | 15         | 1          | 17         | 15         | 48           |
| Scott, Robert T     | 1          | 40         | 28         | 19         | 88           |
| Silva, Jimmy        |            | 1          | 1          |            | 2            |
| Turner, Shemekia    | 25         | 16         | 35         | 16         | 92           |
| Walls, Moraya       | 50         | 25         | 73         | 32         | 180          |
| Whitledge, Jennifer | 7          | 5          | 3          | 18         | 33           |
| <b>Total</b>        | <b>687</b> | <b>541</b> | <b>656</b> | <b>493</b> | <b>2,277</b> |



Division 11 Harris County Emerg Corps

# 911 STATISTICS REPORT FOR PERIOD 07-01-22 to 07-31-22

8/1/2022 1:05:01 PM Page 21 of 22

## CALL TAKING TIME AVERAGES SUMMARY BY SHIFT - 07-01-22 to 07-31-22

| Call Taker           | A - Shift | B - Shift | C - Shift | D - Shift |
|----------------------|-----------|-----------|-----------|-----------|
| Adam, Estela         | 00:03:09  | 00:02:56  | 00:02:45  | 00:03:03  |
| Barber, Jane P       | 00:03:36  | 00:04:38  | 00:04:25  |           |
| Barney, Pat          | 00:04:30  | 00:04:17  | 00:03:21  | 00:03:40  |
| Bates, Jennifer      | 00:04:50  | 00:04:31  | 00:04:22  |           |
| Bell, Andrea         |           |           | 00:06:54  |           |
| Carpenter, Keill     | 00:03:31  | 00:03:35  | 00:03:31  | 00:02:57  |
| Cordova, Carlos      |           | 00:04:44  | 00:05:52  | 00:03:52  |
| Davis, Tammie        | 00:05:47  | 00:05:10  | 00:05:21  | 00:04:59  |
| Edge, Tiffani        |           | 00:04:27  |           |           |
| Gaitan, Katherine    | 00:05:02  | 00:04:03  | 00:04:24  | 00:06:09  |
| Gonzalez, Alvaro     | 00:04:00  | 00:03:10  | 00:03:33  | 00:04:28  |
| Green, Diana         | 00:04:05  | 00:04:08  |           |           |
| Harris, Precious     | 00:04:28  | 00:05:21  | 00:04:37  | 00:05:10  |
| Harrison, Kearnstyn  | 00:05:05  | 00:05:52  | 00:05:28  | 00:05:44  |
| Hernandez, Angelina  | 00:05:14  | 00:05:36  | 00:05:12  | 00:05:28  |
| Kirby, Justin        | 00:00:39  | 00:00:37  |           | 00:07:54  |
| Martinez, Michelle   | 00:06:51  | 00:05:23  | 00:06:02  | 00:05:33  |
| Osorio, Tara         | 00:04:56  | 00:06:41  | 00:05:50  | 00:06:14  |
| Parks, Jessica       | 00:03:51  | 00:05:18  | 00:02:57  | 00:02:51  |
| Posada, Alejandro    | 00:06:26  |           | 00:05:31  | 00:05:13  |
| Rodriguez, Jennifer  | 00:03:09  | 00:03:16  | 00:02:46  | 00:04:50  |
| Ruiz, Ashley         | 00:04:20  | 00:04:31  | 00:03:12  | 00:03:34  |
| Saenz, Riva          | 00:05:02  |           | 00:05:56  | 00:06:55  |
| Schmidt, Amy         | 00:03:55  | 00:00:36  | 00:04:32  | 00:04:10  |
| Scott, Robert T      | 00:10:07  | 00:03:57  | 00:04:46  | 00:04:06  |
| Silva, Jimmy         |           | 00:00:32  | 00:00:29  |           |
| Turner, Shemekia     | 00:05:40  | 00:04:53  | 00:05:44  | 00:04:58  |
| Walls, Moraya        | 00:04:37  | 00:04:22  | 00:04:28  | 00:05:05  |
| Whittridge, Jennifer | 00:03:38  | 00:02:36  | 00:01:13  | 00:03:48  |



Division 11 Harris County Emerg Corps

# 911 STATISTICS REPORT FOR PERIOD 07-01-22 to 07-31-22

8/1/2022 1:05:01 PM Page 22 of 22

## CUMULATIVE CALL TAKING TIME SUMMARY BY SHIFT - 07-01-22 to 07-31-22

| Call Taker          | A - Shift | B - Shift | C - Shift | D - Shift |
|---------------------|-----------|-----------|-----------|-----------|
| Adam, Estela        | 00:31:35  | 00:11:47  | 00:55:09  | 00:03:03  |
| Barber, Jane P      | 01:16:59  | 04:43:37  | 01:41:56  |           |
| Barnes, Pat         | 01:16:43  | 01:06:32  | 01:03:56  | 00:58:43  |
| Bates, Jennifer     | 00:48:27  | 00:45:16  | 00:56:57  |           |
| Bell, Andrea        |           |           | 00:48:20  |           |
| Carpenter, Keili    | 03:24:22  | 00:43:08  | 01:45:36  | 00:50:11  |
| Cordova, Carlos     |           | 02:08:09  | 02:32:38  | 00:42:40  |
| Davis, Tammie       | 02:59:23  | 01:17:31  | 01:57:46  | 01:59:39  |
| Edge, Tiffani       |           | 00:53:30  |           |           |
| Galtan, Katherine   | 03:37:06  | 02:05:49  | 03:48:22  | 03:16:49  |
| Gonzalez, Alvaro    | 00:32:03  | 00:06:20  | 00:49:46  | 01:34:04  |
| Green, Diana        | 03:00:11  | 01:56:01  |           |           |
| Harris, Precious    | 04:33:22  | 04:54:35  | 01:27:45  | 03:47:25  |
| Harrison, Kearstyn  | 04:09:44  | 04:00:53  | 04:17:17  | 02:46:42  |
| Hernandez, Angelina | 01:29:01  | 00:50:29  | 01:38:57  | 02:11:16  |
| Kirby, Justin       | 00:01:59  | 00:01:15  |           | 00:47:25  |
| Martinez, Michelle  | 02:26:23  | 01:15:23  | 03:16:51  | 01:56:33  |
| Osorio, Tara        | 01:29:04  | 05:21:11  | 04:52:28  | 04:40:39  |
| Parks, Jessica      | 00:11:35  | 00:56:27  | 00:20:43  | 00:06:35  |
| Poasada, Alejandro  | 03:06:52  |           | 02:12:41  | 02:31:23  |
| Rodriguez, Jennifer | 00:47:18  | 00:59:03  | 00:30:29  | 00:53:13  |
| Ruiz, Ashley        | 01:00:49  | 02:47:30  | 01:17:06  | 02:26:28  |
| Saenz, Riva         | 01:05:31  |           | 03:16:48  | 02:04:34  |
| Schmidt, Amy        | 00:58:49  | 00:00:36  | 01:17:14  | 01:02:32  |
| Scott, Robert T     | 00:10:07  | 02:38:34  | 02:13:49  | 01:16:08  |
| Silva, Jimmy        |           | 00:00:32  | 00:00:29  |           |
| Turner, Shemekia    | 02:21:56  | 01:18:12  | 03:21:13  | 01:19:34  |
| Walls, Moraya       | 03:51:20  | 01:49:18  | 05:26:25  | 02:42:51  |
| Whitledge, Jennifer | 00:25:28  | 00:12:59  | 00:03:41  | 01:08:40  |

# HCEC Reserve Program Update

Reserves by Authorization to Practice

July 2022

|              | Hours Volunteered this month | Hours Volunteered Cumulative 2021 To-date |
|--------------|------------------------------|-------------------------------------------|
| EMT-P        | 1                            |                                           |
| AEMT         | 2                            |                                           |
| EMT-B        | 6                            |                                           |
| <b>Total</b> | <b>9</b>                     | <b>1180.65</b>                            |

Operation/clinical : 170.06

Administrative: 3

Notes:

- New reserves are actively taking shifts.
- Interviews continue