



Harris County Emergency Services District 1

2800 Aldine Bender Road
Houston, Texas 77032

**REGULAR BOARD MEETING
July 26, 2022
ROLL CALL OF COMMISSIONERS**

APPROVED

Document approved by Harris County ESD-1
Board of Commissioners

By a Majority Vote

on 7-26-22 (Date)

Shirley Reed *David*
President of ESD-1 Secretary of ESD-1
Treasurer

- CATHY SUNDAY, PRESIDENT
- SHIRLEY REED, VICE PRESIDENT
- FRED SCIBUOLA, TREASURER
- VIRGINIA BAZAN, SECRETARY
- PETE SERNA, ASSISTANT TREASURER
- CARYN PAPANTONAKIS, LEGAL COUNSEL TO BOARD
Phone
- MELISSA MORTON, CPA TO THE BOARD
Phone

~~~~~

- JEREMY HYDE, HCEC PRESIDENT
- HEATH WHITE, HCEC VP OF OPERATIONS
- KEIR VERNON, HCEC VP OF ADMINISTRATION
- MARK SMITH, HCEC GENERAL COUNSEL  
*Phone*

Office: (281) 449-3131  
Fax: (281) 227-3335  
Email: info@hcesd-1.org



HARRIS COUNTY EMERGENCY SERVICES DISTRICT #1

BOARD OF COMMISSIONERS  
REGULAR MEETING

Meeting Date: Tuesday, July 26, 2022 Location: 2800 Aldine Bender Road  
Meeting Time: 10:00 a.m. Houston, Texas 77032  
Posting Date: Wednesday, July 20, 2022

AGENDA

- 1. Call to order
- 2. Moment of Silence and Pledge of Allegiance
- 3. Roll Call of Commissioners
- 4. Adoption of agenda
- 5. Open Forum\*
- 6. Open Comments from the Board of Commissioners
- 7. Review and possibly approve all Meeting Minutes
- 8. Report from Building Committee
- 9. Possible action on Building Committee report
- 10. Discuss and possibly approve the Morton Accounting Services' monthly report and authorize payment of bills
- 11. Possible action on The Morton Accounting Services' monthly report
- 12. Harris County Emergency Corps Report (JH)
- 13. Possible action on Harris County Emergency Corps Report
- 14. Adjourn to closed session
a. Meeting closed for the purposes to deliberate the appointment, employment, evaluation, reassignment, duties, discipline, or dismissal of a public employee, up to and including Commissioners, Executive Director, Director(s) and potential appointees to the Board of Commissioners - Tex. Gov't Code § 551.074(a) (1).
b. Confer with attorney re: pending or threatened litigation - Tex. Gov't Code § 551.071(1) (A).
c. Receive advice from attorney regarding legal issues - Tex. Gov't Code § 551.071(2).
d. Discussion regarding the purchase, exchange, lease, or value of real property - Tex. Gov't Code § 551.072.
- 15. Possible action on closed session
- 16. Announce next Board meeting
- 17. Adjourn

APPROVED
Document approved by Harris County ESD-1
Board of Commissioners
By a Majority Vote
on 7-19-22 (Date)
Shirley Lee, President of ESD-1
Secretary of ESD-1
Treasurer

HARRIS COUNTY EMERGENCY SERVICES
DISTRICT #1

Caryn Papantonakis
Attorney for the District



SEAL

\*Persons wishing to speak before the board may speak one time only and will be limited to 5 minutes per speaker





**APPROVED**

Document approved by Harris County ESD-1

Board of Commissioners

By a Majority Vote

on 7-19-22 (Date)

*Shirley Reed*  
President of ESD-1

*Fred Scibuola*  
Secretary of ESD-1  
Treasurer

Harris County Emergency Services District 1

2800 Aldine Bender Road

Houston, Texas 77032

Page 1 of 2

**HARRIS COUNTY EMERGENCY SERVICES DISTRICT #1  
BOARD OF COMMISSIONERS  
REGULAR MEETING  
MINUTES – June 28, 2022**

1. **Call to Order:** Cathy Sunday called the meeting to order at 10:03 am.
2. **Moment of Silence and Pledge of Allegiance:** Cathy Sunday called for a moment of silence and followed with the Pledge of Allegiance at 10:05 am.
3. **Roll Call of Commissioners:** Present at call to order were HCESD-1 Commissioners: President Cathy Sunday, Vice President Shirley Reed, Treasurer Fred Scibuola, Asst. Treasurer Pete Serna, Secretary Virginia Bazan. Melissa Morton with The Morton Accounting Services along with Legal Counsel Caryn Papantonakis attended via phone. Also present were Harris County Emergency Corps (HCEC) personnel: President Jeremy Hyde, VP of Operations Heath White, VP of Administration, Keir Vernon, Executive Assistant/Notary Amanda Feuge, Medic Kenneth Elliot, and Executive Administrative Asst. Michelle Sterling along with Legal Counsel Mark Smith. Guests present were Paul Kullman with AG/CM.
4. **Adoption of Agenda:** Fred Scibuola made a motion to adopt the agenda as presented. Motion carried.
5. **Open Forum:** The swearing-in of Shirley Reed and Virginia Bazan for reelection was performed. The Oath of Office was read by Cathy Sunday and repeated by Ms. Reed and Ms. Bazan. Documents were notarized by Amanda Feuge. Jeremy Hyde recognized HCEC employee Kenneth Elliot and his partner for transporting a patient to Conroe hospital and the patient drew a firearm in which Mr. Elliot intervened. Nobody was injured due to his quick and heroic actions. Mr. Elliot was also recognized by Montgomery County PD recently.
6. **Open Comments from the Board of Commissioners:** Cathy Sunday honored and thanked Mr. Elliot for his service and bravery.
7. **Review and possibly approve all Meeting Minutes:** Motion to approve all meeting minutes was made by Shirley Reed. Motion carried.
8. **Report from Building Committee:** Nonet.
9. **Possible action on Building Committee report:** None.
10. **Discuss and possibly approve The Morton Accounting Services' monthly report and authorize payment of bills:** At the beginning of May, the Harris County Emergency Services District No 1 (HCESD No 1) beginning Operating Fund Balance was \$23,976,905. During the month, HCESD No 1 received \$195,718 in revenue – the majority of which came from the county tax receipts. HCESD No 1 processed \$263,840 in disbursements during the month. 100% of this balance are payments to Chase for monthly services (\$263,840). The ending balance as of May 31, 2022 is \$23,908,783. During May, the opening balance for the Texas Class investment account was \$3,570. We moved \$20,000,000 from the Money Market account to Texas Class and received \$8,480 in interest. The interest rate is 0.5260%. Interest rate is now 1.43% per Pete Serna. The ending balance for May was \$20,012,050. The invoices pending board approval total \$1,769,656. Motion made to approve The Morton Accounting Services' monthly report and authorize payment of bills was made by Fred Scibuola. Motion carried.

[info@hcesd-1.org](mailto:info@hcesd-1.org)

Phone: 281-449-3131

Fax: 281-227-3335

11. **Possible action on The Morton Accounting Services' monthly report:** None.
12. **Discuss and possibly approve environmental firm for Stations 93 and 96:** Mr. Hyde stated that this was updated to include the asbestos for Station 93 that was discussed in the previous meeting. The fee is \$4500 per station. Motion to approve the environmental firm for Stations 93 and 96 was made by Fred Scibuola. Motion carried.
13. **Discuss and possibly approve design-builder contract for Stations 93 and 96:** Ms. Papantonakis reviewed all documents and completed changes prior to meeting. Motion to approve design-builder contract for Stations 93 and 96 was made by Fred Scibuola. Motion carried.
14. **Harris County Emergency Corps Report:** HCEC report was given by Mr. Hyde as follows:
  - HCEC responded to 2164 911 calls this month, compared to 1911 in the previous month. Response time is 8:16.
  - HCEC hired an outsourcing CPA firm to handle our financial reports following the departure of our Accounting Coordinator.
  - HCEC is holding a Paramedic In-Charge Academy following a promotion.
  - HCEC held our Trimester CE this month. We brought in all credentialed medics and reviewed skills and the use of our new IV pumps.
  - HCEC just renewed the Gold Standard award in cardiac lifesaver.
  - HCEC received the new supervisor vehicle ordered by the ESD last November.
  - Vehicle Accidents last month: 2 (minor)
  - Vehicle Maintenance Reports last month: 14
15. **Possible action on Harris County Emergency Corps Report:** None.
16. **Adjourn to closed session:** None.
17. **Possible action on closed session:** None.
18. **Announce next Board meeting:** The Regular Board of Commissioners meeting will be held on Tuesday, July 26, 2022 at 10:00 am.
19. **Adjourn:** Shirley Reed made a motion to adjourn. Motion carried. Meeting adjourned at 10:43 am.



**HCESD No 1 Monthly Financial Report Summary  
July Board Meeting  
Tuesday, July 26, 2022**

At the beginning of June, the Harris County Emergency Services District No 1 (HCESD No 1) beginning Operating Fund Balance was \$23,908,783. During the month, HCESD No 1 received \$186,186 in revenue – the majority of which came from the county tax receipts. HCESD No 1 processed \$3,297,641 in disbursements during the month. 97% of this balance are payments to HCEC for monthly services (\$1,500,180 and \$1,683,628). The ending balance as of June 30, 2022 is \$20,797,328.

During June, the opening balance for the Texas Class investment account was \$20,012,050. We moved the funds from the governmental Texas Class account over to the Prime account. We received \$18,270 in interest. The ending interest rate is 1.1577%. The ending balance for May was \$20,030,320. See page 3 for “Investment” Report.

The invoices pending board approval total \$1,722,024. See page 4 for “Unpaid Bills Detail” report.

**APPROVED**

Document approved by Harris County ESD-1  
Board of Commissioners  
By a Majority Vote

on 7-19-22 (Date)

*Shirley Reed*  
President of ESD-1

*[Signature]*  
Secretary of ESD-1  
Treasurer

**Harris County ESD No 1  
General Operating Fund  
As of June 30, 2022**

**General Operating Fund**

**BEGINNING BALANCE:** 23,908,782.80

**REVENUE**

|                      |            |                            |                   |
|----------------------|------------|----------------------------|-------------------|
| Deposits             | 167,276.46 | Tax and Receivable Revenue |                   |
| Interest             | 639.63     | Savings Interest           |                   |
| Interest             | 18,269.73  | Texpool Interest           |                   |
| <b>Total Revenue</b> |            |                            | <b>186,185.82</b> |

**DISBURSEMENTS**

|                            |                                  |              |                     |
|----------------------------|----------------------------------|--------------|---------------------|
| ACH                        | AG CM Inc                        | 9,110.00     |                     |
| ACH                        | Caryn Papantonakis               | 6,000.00     |                     |
| ACH                        | Equitax Inc                      | 3,200.00     |                     |
| ACH                        | Fred Scibuola                    | 600.00       |                     |
| ACH                        | HCEC                             | 1,500,180.00 |                     |
| ACH                        | Oak Interactive LLC              | 450.00       |                     |
| ACH                        | Radcliffe Bobbitt Adams          | 60.60        |                     |
| ACH                        | The Morton Accounting Service    | 4,708.79     |                     |
| ACH                        | AG CM Inc                        | 13,831.40    |                     |
| ACH                        | Carr Riggs & Ingram              | 18,790.00    |                     |
| ACH                        | Caryn Papantonakis               | 6,000.00     |                     |
| ACH                        | Cathy Sunday                     | 7,000.00     |                     |
| ACH                        | Fred Scibuola                    | 600.00       |                     |
| ACH                        | Harris County Appraisal District | 36,189.00    |                     |
| ACH                        | HCEC                             | 1,683,628.32 |                     |
| ACH                        | Oak Interactive LLC              | 450.00       |                     |
| ACH                        | Radcliffe Bobbitt Adams          | 2,629.03     |                     |
| ACH                        | The Morton Accounting Service    | 4,213.90     |                     |
| <b>Total Disbursements</b> |                                  |              | <b>3,297,641.04</b> |

**ENDING BALANCE:** **20,797,327.58**

**6/30/2022**

| <b>LOCATION OF ASSETS</b>    | <b>Interest Rate</b> | <b>Balance</b>       |
|------------------------------|----------------------|----------------------|
| Prosperity Operating         |                      | 11,297.06            |
| Prosperity Money Mkt         | 0.2500%              | 755,710.75           |
| Texas Class                  |                      | 20,030,319.77        |
| <b>Total Account Balance</b> |                      | <b>20,797,327.58</b> |

Harris County Emergency Services District #1  
 Quarterly Investment Report  
 Monthly Fiscal Year 2022  
 June 30, 2022

| Transaction Date |                                          | General Fund<br>Texas Class | PRIME<br>Texas Class |
|------------------|------------------------------------------|-----------------------------|----------------------|
| 6/1/2022         | Beginning Balance - Harris County ESD #1 | \$ 20,012,050.04            | \$ -                 |
| 6/30/2022        | Withdrawals - To Prime                   | (20,013,870.25)             |                      |
| 6/30/2022        | Deposits (from General Fund)             |                             | 20,013,870.25        |
| 6/30/2022        | Interest .8659%                          | 1,820.21                    |                      |
| 6/30/2022        | Interest 1.1577%                         |                             | 16,449.52            |
| 6/30/2022        | <b>Ending Balance</b>                    | \$ (0.00)                   | \$ 20,030,319.77     |

The investments for the District for the period are in compliance with the Public Funds Investment Act, the District's investment policy and the District's investment strategy.

Investment Officer: 



10:47 AM  
07/22/22

## Harris County ESD No. 1 - GOF Unpaid Bills Detail As of July 22, 2022

| Type                                  | Date       | Num           | Memo                                            | Due Date   | Open Balance        |
|---------------------------------------|------------|---------------|-------------------------------------------------|------------|---------------------|
| <b>AG CM Inc.</b>                     |            |               |                                                 |            |                     |
| Bill                                  | 06/30/2022 | 9424          | Project Management Support #93 & 96 - June 2022 | 07/10/2022 | 5,459.00            |
| Total AG CM Inc.                      |            |               |                                                 |            | 5,459.00            |
| <b>Caryn Papantonakis</b>             |            |               |                                                 |            |                     |
| Bill                                  | 07/11/2022 |               | Legal Fees                                      | 07/21/2022 | 6,000.00            |
| Total Caryn Papantonakis              |            |               |                                                 |            | 6,000.00            |
| <b>Chase Card Services</b>            |            |               |                                                 |            |                     |
| Bill                                  | 06/11/2022 | May/June 2022 | Acct x7714                                      | 06/21/2022 | 67.30               |
| Total Chase Card Services             |            |               |                                                 |            | 67.30               |
| <b>Chastang Ford</b>                  |            |               |                                                 |            |                     |
| Bill                                  | 07/19/2022 | 49411         | 2022 Expedition VIN 1FMJU1HT7NEA20152           | 07/29/2022 | 48,987.00           |
| Total Chastang Ford                   |            |               |                                                 |            | 48,987.00           |
| <b>Fred A Scibuola</b>                |            |               |                                                 |            |                     |
| Bill                                  | 07/22/2022 | July 15 Reimb | July 2022 Reimbursement                         | 08/01/2022 | 600.00              |
| Total Fred A Scibuola                 |            |               |                                                 |            | 600.00              |
| <b>HCEC</b>                           |            |               |                                                 |            |                     |
| Bill                                  | 06/30/2022 | 2620          | June 2022                                       | 07/31/2022 | 1,655,495.00        |
| Total HCEC                            |            |               |                                                 |            | 1,655,495.00        |
| <b>Oak Interactive, LLC</b>           |            |               |                                                 |            |                     |
| Bill                                  | 06/30/2022 | 13286         | Monthly Website Maintenance - June              | 07/31/2022 | 450.00              |
| Total Oak Interactive, LLC            |            |               |                                                 |            | 450.00              |
| <b>Radcliffe Bobbitt Adams Polley</b> |            |               |                                                 |            |                     |
| Bill                                  | 06/30/2022 | 214830        | Legal - Election and Litigation                 | 07/10/2022 | 31.21               |
| Total Radcliffe Bobbitt Adams Polley  |            |               |                                                 |            | 31.21               |
| <b>Shirley Reed</b>                   |            |               |                                                 |            |                     |
| Bill                                  | 07/21/2022 | Reim July 22  | Reimbursement Request Mar 21 - Apr 25, 2022     | 07/31/2022 | 900.00              |
| Total Shirley Reed                    |            |               |                                                 |            | 900.00              |
| <b>The Morton Accounting Services</b> |            |               |                                                 |            |                     |
| Bill                                  | 06/30/2022 | 2324          | June CPA Services                               | 07/10/2022 | 4,034.23            |
| Total The Morton Accounting Services  |            |               |                                                 |            | 4,034.23            |
| <b>TOTAL</b>                          |            |               |                                                 |            | <b>1,722,023.74</b> |

10:00 AM

07/22/22

Accrual Basis

## Harris County ESD No. 1 - GOF Profit & Loss Budget vs. Actual January through June 2022

|                                                 | Jan - Jun 22        | Budget               | \$ Over Budget        | % of Budget   |
|-------------------------------------------------|---------------------|----------------------|-----------------------|---------------|
| <b>Ordinary Income/Expense</b>                  |                     |                      |                       |               |
| <b>Income</b>                                   |                     |                      |                       |               |
| 41000 · Service Revenue                         |                     |                      |                       |               |
| 41100 · HCEC Ambulance Lease Revenue            | 42,000.00           | 84,000.00            | -42,000.00            | 50.0%         |
| 41200 · HCEC Property Lease Revenue             | 273,318.00          | 546,636.00           | -273,318.00           | 50.0%         |
| <b>Total 41000 · Service Revenue</b>            | <b>315,318.00</b>   | <b>630,636.00</b>    | <b>-315,318.00</b>    | <b>50.0%</b>  |
| 42000 · Tax Revenues                            | 5,409,538.82        | 19,064,854.00        | -13,655,315.18        | 28.4%         |
| <b>43000 · Other Income</b>                     |                     |                      |                       |               |
| 43100 · Miscellaneous Income                    | 0.00                | 5,000.00             | -5,000.00             | 0.0%          |
| 43150 · Proceeds from Sale of Asset             | 0.00                | 2,000.00             | -2,000.00             | 0.0%          |
| 43200 · Donations & Contributions               | 3,976.88            | 7,000.00             | -3,023.12             | 56.8%         |
| 43500 · Training & Education                    | 0.00                | 500.00               | -500.00               | 0.0%          |
| 43550 · Interest Earned on Checking             | 0.00                | 0.00                 | 0.00                  | 0.0%          |
| 43700 · Interest Earned on Temp. Invest         | 48,353.23           | 35,000.00            | 13,353.23             | 138.2%        |
| <b>Total 43000 · Other Income</b>               | <b>52,330.11</b>    | <b>49,500.00</b>     | <b>2,830.11</b>       | <b>105.7%</b> |
| <b>Total Income</b>                             | <b>5,777,186.93</b> | <b>19,744,990.00</b> | <b>-13,967,803.07</b> | <b>29.3%</b>  |
| <b>Gross Profit</b>                             | <b>5,777,186.93</b> | <b>19,744,990.00</b> | <b>-13,967,803.07</b> | <b>29.3%</b>  |
| <b>Expense</b>                                  |                     |                      |                       |               |
| 143502 · Commissions Paid from Levy             | 23,602.53           | 75,000.00            | -51,397.47            | 31.5%         |
| 162800 · Facilities & Equipment (DNU)           | 0.00                | 25,000.00            | -25,000.00            | 0.0%          |
| 170000 · Capital Purchases                      | 0.00                | 175,000.00           | -175,000.00           | 0.0%          |
| 50000 · Commissioner Salaries and Wages         | 12,100.00           | 36,000.00            | -23,900.00            | 33.6%         |
| 51000 · HCEC Program Expense                    | 9,382,576.00        | 18,302,260.00        | -8,919,684.00         | 51.3%         |
| <b>52000 · Contract Services (DNU)</b>          |                     |                      |                       |               |
| 52100 · Accounting Fees                         | 21,937.95           | 50,000.00            | -28,062.05            | 43.9%         |
| 52200 · Audit Fees                              | 18,790.00           | 18,500.00            | 290.00                | 101.6%        |
| 52300 · Legal Fees                              | 36,000.00           | 72,000.00            | -36,000.00            | 50.0%         |
| 52350 · Outside Contract Services               | 31,600.40           | 25,000.00            | 6,600.40              | 126.4%        |
| 52550 · Election Expense                        | 7,945.07            | 10,000.00            | -2,054.93             | 79.5%         |
| <b>Total 52000 · Contract Services (DNU)</b>    | <b>116,273.42</b>   | <b>175,500.00</b>    | <b>-59,226.58</b>     | <b>66.3%</b>  |
| <b>53000 · Operations (DNU)</b>                 |                     |                      |                       |               |
| 53100 · Banking Fees                            | 0.00                | 400.00               | -400.00               | 0.0%          |
| 53150 · Dues & Subscriptions                    | 2,700.00            | 11,000.00            | -8,300.00             | 24.5%         |
| 53200 · Postage                                 | 0.00                | 300.00               | -300.00               | 0.0%          |
| 53300 · Printing & Copying                      | 40.60               | 250.00               | -209.40               | 16.2%         |
| 53350 · Legal Notices & Filing Fees             | 0.00                | 14,000.00            | -14,000.00            | 0.0%          |
| 53400 · Office Supplies                         | 449.00              | 1,000.00             | -551.00               | 44.9%         |
| <b>Total 53000 · Operations (DNU)</b>           | <b>3,189.60</b>     | <b>26,950.00</b>     | <b>-23,760.40</b>     | <b>11.8%</b>  |
| <b>54000 · General and Admin Expenses</b>       |                     |                      |                       |               |
| 54150 · Insurance - Gen Liab-Err & Omis         | 68,346.00           | 75,000.00            | -6,654.00             | 91.1%         |
| 54200 · Insurance - Treasurer's Bond            | 0.00                | 1,500.00             | -1,500.00             | 0.0%          |
| 54300 · Other Costs (Contengency Funds)         | 67.30               | 2,000.00             | -1,932.70             | 3.4%          |
| 54400 · HCAD Qtr Expenses                       | 72,178.00           | 140,000.00           | -67,822.00            | 51.6%         |
| 54450 · Depreciation Expense                    | 0.00                | 2,000,000.00         | -2,000,000.00         | 0.0%          |
| 54600 · Travel & Meetings                       | 0.00                | 4,000.00             | -4,000.00             | 0.0%          |
| 54650 · Conference, Conven & Meetings           | 0.00                | 6,000.00             | -6,000.00             | 0.0%          |
| 54700 · Travel/Lodging                          | 0.00                | 5,000.00             | -5,000.00             | 0.0%          |
| 54800 · Repairs & Maintenance (DNU)             | 0.00                | 10,000.00            | -10,000.00            | 0.0%          |
| <b>Total 54000 · General and Admin Expenses</b> | <b>140,591.30</b>   | <b>2,243,500.00</b>  | <b>-2,102,908.70</b>  | <b>6.3%</b>   |
| 60000 · Interest Expense                        | 43,763.12           | 80,000.00            | -36,236.88            | 54.7%         |
| 61000 · Loan Costs                              | 0.00                | 0.00                 | 0.00                  | 0.0%          |
| 66900 · Reconciliation Discrepancies            | 0.00                | 0.00                 | 0.00                  | 0.0%          |

No assurance is provided on these financial statements

10:00 AM

07/22/22

Accrual Basis

**Harris County ESD No. 1 - GOF**  
**Profit & Loss Budget vs. Actual**  
January through June 2022

|                                    | <u>Jan - Jun 22</u>  | <u>Budget</u>        | <u>\$ Over Budget</u> | <u>% of Budget</u> |
|------------------------------------|----------------------|----------------------|-----------------------|--------------------|
| <b>Total Expense</b>               | 9,722,095.97         | 21,139,210.00        | -11,417,114.03        | 46.0%              |
| <b>Net Ordinary Income</b>         | -3,944,909.04        | -1,394,220.00        | -2,550,689.04         | 282.9%             |
| <b>Other Income/Expense</b>        |                      |                      |                       |                    |
| <b>Other Income</b>                |                      |                      |                       |                    |
| 71000 - Gain/Loss on Sale of Asset | 0.00                 | 1,000.00             | -1,000.00             | 0.0%               |
| <b>Total Other Income</b>          | 0.00                 | 1,000.00             | -1,000.00             | 0.0%               |
| <b>Net Other Income</b>            | 0.00                 | 1,000.00             | -1,000.00             | 0.0%               |
| <b>Net Income</b>                  | <b>-3,944,909.04</b> | <b>-1,393,220.00</b> | <b>-2,551,689.04</b>  | <b>283.2%</b>      |

10:08 AM

07/22/22

Accrual Basis

**Harris County ESD No. 1 - GOF**  
**Balance Sheet Prev Year Comparison**  
**As of June 30, 2022**

|                                                   | Jun 30, 22           | Jun 30, 21           | \$ Change            | % Change      |
|---------------------------------------------------|----------------------|----------------------|----------------------|---------------|
| <b>ASSETS</b>                                     |                      |                      |                      |               |
| <b>Current Assets</b>                             |                      |                      |                      |               |
| <b>Checking/Savings</b>                           |                      |                      |                      |               |
| 11000 · Prosperity Operating Account              | 11,297.06            | 86,794.95            | -75,497.89           | -87.0%        |
| 11050 · Prosperity Money Mkt                      | 755,710.75           | 13,814,737.07        | -13,059,026.32       | -94.5%        |
| 11350 · Texas Class Investment                    | 20,030,319.77        | 193,566.01           | 19,836,753.76        | 10,248.1%     |
| <b>Total Checking/Savings</b>                     | <b>20,797,327.58</b> | <b>14,095,098.03</b> | <b>6,702,229.55</b>  | <b>47.6%</b>  |
| <b>Accounts Receivable</b>                        |                      |                      |                      |               |
| 11001 · *Accounts Receivable                      | 11.57                | 11.57                | 0.00                 | 0.0%          |
| <b>Total Accounts Receivable</b>                  | <b>11.57</b>         | <b>11.57</b>         | <b>0.00</b>          | <b>0.0%</b>   |
| <b>Other Current Assets</b>                       |                      |                      |                      |               |
| <b>11500 · Accounts Receivable</b>                |                      |                      |                      |               |
| 11510 · Current Taxes Receivables                 | 6,042,827.60         | 8,068,652.31         | -2,025,824.71        | -25.1%        |
| 11520 · Delinquent Taxes Receivable               | 1,958,279.64         | 1,695,422.90         | 262,856.74           | 15.5%         |
| 11590 · Allowance Doubtful Accts-Tax              | -903,020.00          | -903,020.00          | 0.00                 | 0.0%          |
| 11500 · Accounts Receivable - Other               | 17,125.50            | 17,125.50            | 0.00                 | 0.0%          |
| <b>Total 11500 · Accounts Receivable</b>          | <b>7,115,212.74</b>  | <b>8,878,180.71</b>  | <b>-1,762,967.97</b> | <b>-19.9%</b> |
| <b>11600 · Fees for Services Receivable</b>       |                      |                      |                      |               |
| 11610 · Service Fee Receivable                    | 63,984,734.72        | 63,984,734.72        | 0.00                 | 0.0%          |
| 11650 · Allowance for Bad Debt                    | -63,961,127.00       | -63,961,127.00       | 0.00                 | 0.0%          |
| <b>Total 11600 · Fees for Services Receivable</b> | <b>23,607.72</b>     | <b>23,607.72</b>     | <b>0.00</b>          | <b>0.0%</b>   |
| <b>11800 · Prepaid Expense</b>                    |                      |                      |                      |               |
|                                                   | 138,690.81           | 392,464.75           | -253,773.94          | -64.7%        |
| <b>Total Other Current Assets</b>                 | <b>7,277,511.27</b>  | <b>9,294,253.18</b>  | <b>-2,016,741.91</b> | <b>-21.7%</b> |
| <b>Total Current Assets</b>                       | <b>28,074,850.42</b> | <b>23,389,362.78</b> | <b>4,685,487.64</b>  | <b>20.0%</b>  |
| <b>Fixed Assets</b>                               |                      |                      |                      |               |
| <b>15000 · Vehicle Assets</b>                     |                      |                      |                      |               |
|                                                   | 3,836,532.02         | 4,197,149.66         | -360,617.64          | -8.6%         |
| <b>16000 · Land</b>                               |                      |                      |                      |               |
| 16010 · Land- 1620 Isom Property                  | 235,546.58           | 235,546.58           | 0.00                 | 0.0%          |
| 16020 · Land- Fallbrook Property                  | 30,809.15            | 30,809.15            | 0.00                 | 0.0%          |
| 16030 · Land- Old Humble Rd Property              | 117,980.67           | 117,980.67           | 0.00                 | 0.0%          |
| 16040 · Land- 2800 Aldine Bender                  | 309,467.00           | 309,467.00           | 0.00                 | 0.0%          |
| 16000 · Land - Other                              | 885,097.93           | 885,097.93           | 0.00                 | 0.0%          |
| <b>Total 16000 · Land</b>                         | <b>1,578,901.33</b>  | <b>1,578,901.33</b>  | <b>0.00</b>          | <b>0.0%</b>   |
| <b>17000 · Furniture and Equipment</b>            |                      |                      |                      |               |
| 17010 · Off. & Maint Equipment                    | 1,502,065.10         | 1,509,234.60         | -7,169.50            | -0.5%         |
| 17020 · Medical Equipment                         | 3,879,620.69         | 3,865,895.69         | 13,725.00            | 0.4%          |
| 17030 · Software & License Agreements             | 70,320.84            | 70,320.84            | 0.00                 | 0.0%          |
| 17040 · Furniture & Fixtures                      | 247,256.48           | 247,256.48           | 0.00                 | 0.0%          |
| 17050 · Communication Cntr New Station            | 473,980.26           | 453,150.26           | 20,830.00            | 4.6%          |
| 17000 · Furniture and Equipment - Other           | 14,850.00            | 14,850.00            | 0.00                 | 0.0%          |
| <b>Total 17000 · Furniture and Equipment</b>      | <b>6,188,093.37</b>  | <b>6,160,707.87</b>  | <b>27,385.50</b>     | <b>0.4%</b>   |
| <b>18000 · Building and Improvements</b>          |                      |                      |                      |               |
| 18010 · 1620 Isom Admin Bldg                      | 488,507.62           | 488,507.62           | 0.00                 | 0.0%          |
| 18020 · 2800 Aldine Bender Bldg                   | 5,810,117.91         | 5,810,117.91         | 0.00                 | 0.0%          |
| 18030 · 7710 Fallbrook Station                    | 476,537.75           | 476,537.75           | 0.00                 | 0.0%          |
| 18040 · 10512 Airline Station                     | 238,339.00           | 238,339.00           | 0.00                 | 0.0%          |
| 18050 · 6310 Aldine Bender Station                | 523,695.00           | 523,695.00           | 0.00                 | 0.0%          |
| 18060 · Station #92                               | 3,761,643.25         | 3,761,643.25         | 0.00                 | 0.0%          |
| 18070 · Station #94                               | 2,856,734.31         | 2,856,734.31         | 0.00                 | 0.0%          |
| 18080 · Station #97                               | 1,989,080.11         | 2,067,600.83         | -78,520.72           | -3.8%         |
| 18000 · Building and Improvements - Other         | 2,750.00             | 0.00                 | 2,750.00             | 100.0%        |
| <b>Total 18000 · Building and Improvements</b>    | <b>16,147,404.95</b> | <b>16,223,175.67</b> | <b>-75,770.72</b>    | <b>-0.5%</b>  |

**Harris County ESD No. 1 - GOF**  
**Balance Sheet Prev Year Comparison**  
**As of June 30, 2022**

|                                        | Jun 30, 22           | Jun 30, 21           | \$ Change            | % Change      |
|----------------------------------------|----------------------|----------------------|----------------------|---------------|
| 19000 · Accumulated Depreciation       | -11,581,546.22       | -10,093,587.85       | -1,487,958.37        | -14.7%        |
| <b>Total Fixed Assets</b>              | <b>16,169,385.45</b> | <b>18,066,346.68</b> | <b>-1,896,961.23</b> | <b>-10.5%</b> |
| <b>Other Assets</b>                    |                      |                      |                      |               |
| 19500 · Call Center License            | 800,000.00           | 800,000.00           | 0.00                 | 0.0%          |
| <b>Total Other Assets</b>              | <b>800,000.00</b>    | <b>800,000.00</b>    | <b>0.00</b>          | <b>0.0%</b>   |
| <b>TOTAL ASSETS</b>                    | <b>45,044,235.87</b> | <b>42,255,709.46</b> | <b>2,788,526.41</b>  | <b>6.6%</b>   |
| <b>LIABILITIES &amp; EQUITY</b>        |                      |                      |                      |               |
| <b>Liabilities</b>                     |                      |                      |                      |               |
| <b>Current Liabilities</b>             |                      |                      |                      |               |
| Accounts Payable                       | 1,661,856.86         | 1,397,309.95         | 264,546.91           | 18.9%         |
| <b>Other Current Liabilities</b>       |                      |                      |                      |               |
| 12740 · Due To Construction            | 0.00                 | 78,520.72            | -78,520.72           | -100.0%       |
| 22000 · Accrued Expenses               | 33,865.05            | 10,903.63            | 22,961.42            | 210.6%        |
| <b>23000 · Other Payables</b>          |                      |                      |                      |               |
| 23020 · Deferred Taxes                 | 19,808,163.82        | 19,048,117.04        | 760,046.78           | 4.0%          |
| <b>Total 23000 · Other Payables</b>    | <b>19,808,163.82</b> | <b>19,048,117.04</b> | <b>760,046.78</b>    | <b>4.0%</b>   |
| <b>24000 · Current Notes Payable</b>   | <b>1,113,762.59</b>  | <b>444,786.08</b>    | <b>668,976.51</b>    | <b>150.4%</b> |
| <b>Total Other Current Liabilities</b> | <b>20,955,791.46</b> | <b>19,582,327.47</b> | <b>1,373,463.99</b>  | <b>7.0%</b>   |
| <b>Total Current Liabilities</b>       | <b>22,617,648.32</b> | <b>20,979,637.42</b> | <b>1,638,010.90</b>  | <b>7.8%</b>   |
| <b>Long Term Liabilities</b>           |                      |                      |                      |               |
| 25000 · Long Term Debt                 | 10,645,636.91        | 6,150,323.71         | 4,495,313.20         | 73.1%         |
| <b>Total Long Term Liabilities</b>     | <b>10,645,636.91</b> | <b>6,150,323.71</b>  | <b>4,495,313.20</b>  | <b>73.1%</b>  |
| <b>Total Liabilities</b>               | <b>33,263,285.23</b> | <b>27,129,961.13</b> | <b>6,133,324.10</b>  | <b>22.6%</b>  |
| <b>Equity</b>                          | <b>11,780,950.64</b> | <b>15,125,748.33</b> | <b>-3,344,797.69</b> | <b>-22.1%</b> |
| <b>TOTAL LIABILITIES &amp; EQUITY</b>  | <b>45,044,235.87</b> | <b>42,255,709.46</b> | <b>2,788,526.41</b>  | <b>6.6%</b>   |

10:02 AM

07/22/22

Accrual Basis

**Harris County ESD No. 1 - GOF**  
**Profit & Loss Detail**  
**January through June 2022**

| Type                                        | Date       | Num  | Adj | Name                     | Memo                      | Amount     |
|---------------------------------------------|------------|------|-----|--------------------------|---------------------------|------------|
| <b>Ordinary Income/Expense</b>              |            |      |     |                          |                           |            |
| <b>Income</b>                               |            |      |     |                          |                           |            |
| <b>41000 · Service Revenue</b>              |            |      |     |                          |                           |            |
| <b>41100 · HCEC Ambulance Lease Revenue</b> |            |      |     |                          |                           |            |
| Bill                                        | 01/31/2022 | 2513 |     | HCEC                     | Master Lease for Vehicles | 7,000.00   |
| Bill                                        | 02/28/2022 | 2534 |     | HCEC                     | Master Lease for Vehicles | 7,000.00   |
| Bill                                        | 03/31/2022 | 2558 |     | HCEC                     | Master Lease for Vehicles | 7,000.00   |
| Bill                                        | 04/30/2022 | 2588 |     | HCEC                     | Master Lease for Vehicles | 7,000.00   |
| Bill                                        | 05/31/2022 | 2608 |     | HCEC                     | Master Lease for Vehicles | 7,000.00   |
| Bill                                        | 06/30/2022 | 2620 |     | HCEC                     | Master Lease for Vehicles | 7,000.00   |
| Total 41100 · HCEC Ambulance Lease Revenue  |            |      |     |                          |                           | 42,000.00  |
| <b>41200 · HCEC Property Lease Revenue</b>  |            |      |     |                          |                           |            |
| Bill                                        | 01/31/2022 | 2513 |     | HCEC                     | Original Agreement        | 45,553.00  |
| Bill                                        | 02/28/2022 | 2534 |     | HCEC                     | Original Agreement        | 45,553.00  |
| Bill                                        | 03/31/2022 | 2558 |     | HCEC                     | Original Agreement        | 45,553.00  |
| Bill                                        | 04/30/2022 | 2588 |     | HCEC                     | Original Agreement        | 45,553.00  |
| Bill                                        | 05/31/2022 | 2608 |     | HCEC                     | Original Agreement        | 45,553.00  |
| Bill                                        | 06/30/2022 | 2620 |     | HCEC                     | Original Agreement        | 45,553.00  |
| Total 41200 · HCEC Property Lease Revenue   |            |      |     |                          |                           | 273,318.00 |
| Total 41000 · Service Revenue               |            |      |     |                          |                           | 315,318.00 |
| <b>42000 · Tax Revenues</b>                 |            |      |     |                          |                           |            |
| <b>42100 · Penalty &amp; Interest</b>       |            |      |     |                          |                           |            |
| Deposit                                     | 01/12/2022 |      |     | Harris County Tax Office | Deliquent P&I             | 1,692.09   |
| Deposit                                     | 01/14/2022 |      |     | Harris County Tax Office | Deliquent P&I             | 3,011.67   |
| Deposit                                     | 01/20/2022 |      |     | Harris County Tax Office | Deliquent P&I             | 1,847.75   |
| Deposit                                     | 01/24/2022 |      |     | Harris County Tax Office | Deliquent P&I             | 2,469.83   |
| Deposit                                     | 01/26/2022 |      |     | Harris County Tax Office | Deliquent P&I             | 985.19     |
| Deposit                                     | 01/31/2022 |      |     | Harris County Tax Office | Deliquent P&I             | 1,916.82   |
| Deposit                                     | 02/03/2022 |      |     | Harris County Tax Office | P&I                       | 0.00       |
| Deposit                                     | 02/03/2022 |      |     | Harris County Tax Office | Deliquent P&I             | 1,047.26   |
| Deposit                                     | 02/11/2022 |      |     | Harris County Tax Office | P&I                       | 0.00       |
| Deposit                                     | 02/11/2022 |      |     | Harris County Tax Office | Deliquent P&I             | 2,266.91   |
| Deposit                                     | 02/11/2022 |      |     | Harris County Tax Office | P&I                       | 0.00       |
| Deposit                                     | 02/11/2022 |      |     | Harris County Tax Office | Deliquent P&I             | 82.98      |
| Deposit                                     | 02/14/2022 |      |     | Harris County Tax Office | P&I                       | 0.00       |
| Deposit                                     | 02/14/2022 |      |     | Harris County Tax Office | Deliquent P&I             | 1,096.48   |
| Deposit                                     | 02/15/2022 |      |     | Harris County Tax Office | P&I                       | 2,469.27   |
| Deposit                                     | 02/15/2022 |      |     | Harris County Tax Office | Deliquent P&I             | 2,075.78   |
| Deposit                                     | 02/16/2022 |      |     | Harris County Tax Office | P&I                       | 2,333.72   |
| Deposit                                     | 02/16/2022 |      |     | Harris County Tax Office | Deliquent P&I             | 1,287.24   |
| Deposit                                     | 02/24/2022 |      |     | Harris County Tax Office | P&I                       | 13,019.77  |
| Deposit                                     | 02/24/2022 |      |     | Harris County Tax Office | Deliquent P&I             | 1,020.11   |
| Deposit                                     | 02/25/2022 |      |     | Harris County Tax Office | P&I                       | 2,004.58   |
| Deposit                                     | 02/25/2022 |      |     | Harris County Tax Office | Deliquent P&I             | 642.36     |
| Deposit                                     | 02/28/2022 |      |     | Harris County Tax Office | P&I                       | 3,091.79   |
| Deposit                                     | 02/28/2022 |      |     | Harris County Tax Office | Deliquent P&I             | 916.01     |
| Deposit                                     | 03/07/2022 |      |     | Harris County Tax Office | P&I                       | 3,341.33   |
| Deposit                                     | 03/07/2022 |      |     | Harris County Tax Office | Deliquent P&I             | -1,814.88  |
| Deposit                                     | 03/09/2022 |      |     | Harris County Tax Office | P&I                       | 43.00      |
| Deposit                                     | 03/09/2022 |      |     | Harris County Tax Office | Deliquent P&I             | 114.19     |
| Deposit                                     | 03/10/2022 |      |     | Harris County Tax Office | P&I                       | 7,204.17   |
| Deposit                                     | 03/10/2022 |      |     | Harris County Tax Office | Deliquent P&I             | 2,304.01   |
| Deposit                                     | 03/15/2022 |      |     | Harris County Tax Office | P&I                       | 0.00       |
| Deposit                                     | 03/15/2022 |      |     | Harris County Tax Office | Deliquent P&I             | 0.49       |
| Deposit                                     | 03/17/2022 |      |     | Harris County Tax Office | P&I                       | 2,066.05   |
| Deposit                                     | 03/17/2022 |      |     | Harris County Tax Office | Deliquent P&I             | 868.76     |
| Deposit                                     | 03/18/2022 |      |     | Harris County Tax Office | P&I                       | 2,727.99   |
| Deposit                                     | 03/18/2022 |      |     | Harris County Tax Office | Deliquent P&I             | 816.21     |
| Deposit                                     | 03/23/2022 |      |     | Harris County Tax Office | P&I                       | 2,066.45   |
| Deposit                                     | 03/23/2022 |      |     | Harris County Tax Office | Deliquent P&I             | 1,875.31   |
| Deposit                                     | 03/30/2022 |      |     | Harris County Tax Office | P&I                       | 1.10       |
| Deposit                                     | 03/30/2022 |      |     | Harris County Tax Office | Deliquent P&I             | 0.02       |
| Deposit                                     | 03/31/2022 |      |     | Harris County Tax Office | P&I                       | 4,739.18   |
| Deposit                                     | 03/31/2022 |      |     | Harris County Tax Office | Deliquent P&I             | 3,071.71   |

No assurance is provided on these financial statements

10:02 AM

07/22/22

Accrual Basis

**Harris County ESD No. 1 - GOF**  
**Profit & Loss Detail**  
**January through June 2022**

| Type                                           | Date       | Num | Adj | Name                                  | Memo          | Amount       |
|------------------------------------------------|------------|-----|-----|---------------------------------------|---------------|--------------|
| Deposit                                        | 04/07/2022 |     |     | Harris County Tax Office              | P&I           | 4,084.43     |
| Deposit                                        | 04/07/2022 |     |     | Harris County Tax Office              | Deliquent P&I | 1,516.38     |
| Deposit                                        | 04/08/2022 |     |     | Harris County Tax Office              | P&I           | 107.93       |
| Deposit                                        | 04/08/2022 |     |     | Harris County Tax Office              | Deliquent P&I | 135.83       |
| Deposit                                        | 04/11/2022 |     |     | Harris County Tax Office              | P&I           | 6,503.47     |
| Deposit                                        | 04/11/2022 |     |     | Harris County Tax Office              | Deliquent P&I | 3,255.93     |
| Deposit                                        | 04/22/2022 |     |     | Harris County Tax Office              | P&I           | 4,349.55     |
| Deposit                                        | 04/22/2022 |     |     | Harris County Tax Office              | Deliquent P&I | 3,518.60     |
| Deposit                                        | 04/28/2022 |     |     | Harris County Tax Office              | P&I           | 2,132.21     |
| Deposit                                        | 04/28/2022 |     |     | Harris County Tax Office              | Deliquent P&I | 892.11       |
| Deposit                                        | 05/05/2022 |     |     | Harris County Tax Office              | P&I           | 3,034.64     |
| Deposit                                        | 05/05/2022 |     |     | Harris County Tax Office              | Deliquent P&I | 1,191.48     |
| Deposit                                        | 05/06/2022 |     |     | Harris County Tax Office              | P&I           | 40.31        |
| Deposit                                        | 05/06/2022 |     |     | Harris County Tax Office              | Deliquent P&I | 69.32        |
| Deposit                                        | 05/11/2022 |     |     | Harris County Tax Office              | P&I           | 5,156.97     |
| Deposit                                        | 05/11/2022 |     |     | Harris County Tax Office              | Deliquent P&I | 1,524.02     |
| Deposit                                        | 05/16/2022 |     |     | Harris County Tax Office              | P&I           | 1,553.07     |
| Deposit                                        | 05/16/2022 |     |     | Harris County Tax Office              | Deliquent P&I | 5,628.63     |
| Deposit                                        | 05/19/2022 |     |     | Harris County Tax Office              | P&I           | 750.93       |
| Deposit                                        | 05/19/2022 |     |     | Harris County Tax Office              | Deliquent P&I | 379.90       |
| Deposit                                        | 05/25/2022 |     |     | Harris County Tax Office              | P&I           | 3,518.26     |
| Deposit                                        | 05/25/2022 |     |     | Harris County Tax Office              | Deliquent P&I | 707.17       |
| Deposit                                        | 05/31/2022 |     |     | Harris County Tax Office              | P&I           | 1,429.80     |
| Deposit                                        | 05/31/2022 |     |     | Harris County Tax Office              | Deliquent P&I | 916.31       |
| Deposit                                        | 06/03/2022 |     |     | Harris County Tax Office              | P&I           | 1,738.66     |
| Deposit                                        | 06/03/2022 |     |     | Harris County Tax Office              | Deliquent P&I | 1,731.19     |
| Deposit                                        | 06/06/2022 |     |     | Harris County Tax Office              | P&I           | 129.00       |
| Deposit                                        | 06/06/2022 |     |     | Harris County Tax Office              | Deliquent P&I | 34.24        |
| Deposit                                        | 06/09/2022 |     |     | Harris County Tax Office              | P&I           | 8,034.44     |
| Deposit                                        | 06/09/2022 |     |     | Harris County Tax Office              | Deliquent P&I | 1,559.12     |
| Deposit                                        | 06/14/2022 |     |     | Harris County Tax Office              | P&I           | 2,703.11     |
| Deposit                                        | 06/14/2022 |     |     | Harris County Tax Office              | Deliquent P&I | 6,408.50     |
| Deposit                                        | 06/21/2022 |     |     | Harris County Tax Office              | P&I           | 1,961.10     |
| Deposit                                        | 06/21/2022 |     |     | Harris County Tax Office              | Deliquent P&I | 1,052.40     |
| Total 42100 · Penalty & Interest               |            |     |     |                                       |               | 152,451.71   |
| <b>42300 · Tax Revenue</b>                     |            |     |     |                                       |               |              |
| Deposit                                        | 01/12/2022 |     |     | Harris County Tax Office              | Current Levy  | 1,405,770.10 |
| Deposit                                        | 01/14/2022 |     |     | Harris County Tax Office              | Current Levy  | 537,019.53   |
| Deposit                                        | 01/20/2022 |     |     | Harris County Tax Office              | Current Levy  | 878,346.80   |
| Deposit                                        | 01/24/2022 |     |     | Harris County Tax Office              | Current Levy  | 577,403.44   |
| Deposit                                        | 01/26/2022 |     |     | Harris County Tax Office              | Current Levy  | 683,910.87   |
| Deposit                                        | 01/31/2022 |     |     | Harris County Tax Office              | Current Levy  | 43,967.34    |
| Deposit                                        | 01/31/2022 |     |     | Harris County Tax Office              | Current Levy  | 1,130,669.03 |
| Total 42300 · Tax Revenue                      |            |     |     |                                       |               | 5,257,087.11 |
| Total 42000 · Tax Revenues                     |            |     |     |                                       |               | 5,409,538.82 |
| <b>43000 · Other Income</b>                    |            |     |     |                                       |               |              |
| <b>43200 · Donations &amp; Contributions</b>   |            |     |     |                                       |               |              |
| Deposit                                        | 03/24/2022 |     |     | Harris County Utility District No ... | Deposit       | 748.34       |
| Deposit                                        | 03/24/2022 |     |     | Harris County Utility District No ... | Deposit       | 826.94       |
| Deposit                                        | 04/22/2022 | DEP |     |                                       | Deposit       | 1,592.62     |
| Deposit                                        | 04/22/2022 | DEP |     |                                       | Deposit       | 808.98       |
| Total 43200 · Donations & Contributions        |            |     |     |                                       |               | 3,976.88     |
| <b>43700 · Interest Earned on Temp. Invest</b> |            |     |     |                                       |               |              |
| Deposit                                        | 01/31/2022 |     |     |                                       | Interest      | 0.04         |
| Deposit                                        | 01/31/2022 |     |     |                                       | Interest      | 4,111.68     |
| Deposit                                        | 02/28/2022 |     |     |                                       | Interest      | 4,979.25     |
| Deposit                                        | 02/28/2022 |     |     |                                       | Interest      | 0.05         |
| Deposit                                        | 03/31/2022 |     |     |                                       | Interest      | 0.38         |
| Deposit                                        | 03/31/2022 |     |     |                                       | Interest      | 5,573.89     |
| Deposit                                        | 04/30/2022 |     |     |                                       | Interest      | 5,108.51     |
| Deposit                                        | 04/30/2022 |     |     |                                       | Interest      | 0.70         |
| Deposit                                        | 05/31/2022 |     |     |                                       | Interest      | 8,479.79     |
| Deposit                                        | 05/31/2022 |     |     |                                       | Interest      | 1,189.58     |

No assurance is provided on these financial statements

10:02 AM

07/22/22

Accrual Basis

**Harris County ESD No. 1 - GOF  
Profit & Loss Detail  
January through June 2022**

| Type                                           | Date       | Num         | Adj | Name                           | Memo                                               | Amount       |
|------------------------------------------------|------------|-------------|-----|--------------------------------|----------------------------------------------------|--------------|
| Deposit                                        | 06/30/2022 |             |     |                                | Interest                                           | 18,269.73    |
| Deposit                                        | 06/30/2022 |             |     |                                | Interest                                           | 639.63       |
| Total 43700 · Interest Earned on Temp. Invest  |            |             |     |                                |                                                    | 48,353.23    |
| Total 43000 · Other Income                     |            |             |     |                                |                                                    | 52,330.11    |
| Total Income                                   |            |             |     |                                |                                                    | 5,777,186.93 |
| Gross Profit                                   |            |             |     |                                |                                                    | 5,777,186.93 |
| <b>Expense</b>                                 |            |             |     |                                |                                                    |              |
| <b>143502 · Commissions Paid from Levy</b>     |            |             |     |                                |                                                    |              |
| Deposit                                        | 01/12/2022 |             |     | Harris County Tax Office       | Adj                                                | 14,133.81    |
| Deposit                                        | 01/14/2022 |             |     | Harris County Tax Office       | Adj                                                | 5,381.02     |
| Deposit                                        | 01/20/2022 |             |     | Harris County Tax Office       | Adj                                                | 8,858.32     |
| Deposit                                        | 01/24/2022 |             |     | Harris County Tax Office       | Adj                                                | 3,182.52     |
| Deposit                                        | 02/24/2022 |             |     | Harris County Tax Office       | Deposit                                            | 1,592.15     |
| Deposit                                        | 02/28/2022 |             |     | Harris County Tax Office       | Deposit                                            | -9,545.29    |
| Total 143502 · Commissions Paid from Levy      |            |             |     |                                |                                                    | 23,602.53    |
| <b>50000 · Commissioner Salaries and Wages</b> |            |             |     |                                |                                                    |              |
| <b>50250 · Commissioner Reimbursement</b>      |            |             |     |                                |                                                    |              |
| Bill                                           | 01/18/2022 | Jan 22 ...  |     | Fred A Scibuola                | Jan 2022 Reimbursement                             | 600.00       |
| Bill                                           | 02/21/2022 | Feb 22 ...  |     | Fred A Scibuola                | Feb 2022 Reimbursement                             | 600.00       |
| Bill                                           | 02/22/2022 | Reim F...   |     | Shirley Reed                   | Reimbursement Request Jan 5 - Feb 22, 2022         | 1,050.00     |
| Bill                                           | 03/14/2022 | Reim M...   |     | Shirley Reed                   | Reimbursement Request Feb 23 - Mar 14, 2022        | 450.00       |
| Bill                                           | 03/15/2022 | March ...   |     | Fred A Scibuola                | Mar 2022 Reimbursement                             | 600.00       |
| Bill                                           | 03/31/2022 | April 12... |     | Fred A Scibuola                | Apr 2022 Reimbursement                             | 600.00       |
| Bill                                           | 05/19/2022 | May 19...   |     | Fred A Scibuola                | May 2022 Reimbursement                             | 600.00       |
| Bill                                           | 05/31/2022 | 2022 R...   |     | Cathy Sunday_                  | Commissioner Reimbursement 2022                    | 7,000.00     |
| Bill                                           | 06/11/2022 | June 1...   |     | Fred A Scibuola                | June 2022 Reimbursement                            | 600.00       |
| Total 50250 · Commissioner Reimbursement       |            |             |     |                                |                                                    | 12,100.00    |
| Total 50000 · Commissioner Salaries and Wages  |            |             |     |                                |                                                    | 12,100.00    |
| <b>51000 · HCEC Program Expense</b>            |            |             |     |                                |                                                    |              |
| <b>51100 · HCEC Contract Expense</b>           |            |             |     |                                |                                                    |              |
| Bill                                           | 01/31/2022 | 2513        |     | HCEC                           | Rate change to \$984.21 @ 2034 trips (less \$34... | 1,658,934.00 |
| Bill                                           | 02/28/2022 | 2534        |     | HCEC                           | Rate change to \$984.21 @ 1866 trips (less \$39... | 1,438,665.00 |
| Bill                                           | 03/31/2022 | 2558        |     | HCEC                           | Rate Change to \$984.21 @ 1885 Trips less (\$5...  | 1,300,943.00 |
| Bill                                           | 04/30/2022 | 2588        |     | HCEC                           | Rate Change to \$984.21 @ 1991 Trips less (\$4...  | 1,552,733.00 |
| Bill                                           | 05/31/2022 | 2608        |     | HCEC                           | Rate Change to \$984.21 @ 2164 Trips less (\$4...  | 1,723,253.00 |
| Bill                                           | 06/30/2022 | 2620        |     | HCEC                           | Rate Change to \$984.21 @ 2130 Trips less (\$3...  | 1,708,048.00 |
| Total 51100 · HCEC Contract Expense            |            |             |     |                                |                                                    | 9,382,576.00 |
| Total 51000 · HCEC Program Expense             |            |             |     |                                |                                                    | 9,382,576.00 |
| <b>52000 · Contract Services (DNU)</b>         |            |             |     |                                |                                                    |              |
| <b>52100 · Accounting Fees</b>                 |            |             |     |                                |                                                    |              |
| Bill                                           | 01/31/2022 | 2288        |     | The Morton Accounting Services | Jan CPA Services                                   | 4,246.18     |
| Bill                                           | 02/28/2022 | 2293        |     | The Morton Accounting Services | Feb CPA Services                                   | 3,974.55     |
| Bill                                           | 03/31/2022 | 2304        |     | The Morton Accounting Services | Mar CPA Services                                   | 4,810.77     |
| Bill                                           | 04/30/2022 | 2310        |     | The Morton Accounting Services | April CPA Services                                 | 4,698.06     |
| Bill                                           | 05/31/2022 | 2315        |     | The Morton Accounting Services | May CPA Services                                   | 4,208.39     |
| Total 52100 · Accounting Fees                  |            |             |     |                                |                                                    | 21,937.95    |
| <b>52200 · Audit Fees</b>                      |            |             |     |                                |                                                    |              |
| Bill                                           | 03/24/2022 | 173126...   |     | Carr Riggs & Ingram            | 2021 Audit Billing - Interim                       | 15,000.00    |
| Bill                                           | 05/31/2022 | 173756...   |     | Carr Riggs & Ingram            | 2021 Audit Billing - Final                         | 3,790.00     |
| Total 52200 · Audit Fees                       |            |             |     |                                |                                                    | 18,790.00    |
| <b>52300 · Legal Fees</b>                      |            |             |     |                                |                                                    |              |
| Bill                                           | 01/11/2022 |             |     | Caryn Papantonakis             | Legal Fees                                         | 6,000.00     |
| Bill                                           | 02/11/2022 |             |     | Caryn Papantonakis             | Legal Fees                                         | 6,000.00     |
| Bill                                           | 03/11/2022 |             |     | Caryn Papantonakis             | Legal Fees                                         | 6,000.00     |



10:02 AM

07/22/22

Accrual Basis

**Harris County ESD No. 1 - GOF**  
**Profit & Loss Detail**  
**January through June 2022**

| Type                                               | Date       | Num        | Adj | Name                             | Memo                                             | Amount     |
|----------------------------------------------------|------------|------------|-----|----------------------------------|--------------------------------------------------|------------|
| Bill                                               | 04/11/2022 |            |     | Caryn Papantonakis               | Legal Fees                                       | 6,000.00   |
| Bill                                               | 05/11/2022 |            |     | Caryn Papantonakis               | Legal Fees                                       | 6,000.00   |
| Bill                                               | 06/11/2022 |            |     | Caryn Papantonakis               | Legal Fees                                       | 6,000.00   |
| Total 52300 · Legal Fees                           |            |            |     |                                  |                                                  | 36,000.00  |
| <b>52350 · Outside Contract Services</b>           |            |            |     |                                  |                                                  |            |
| Bill                                               | 04/30/2022 | 9221       |     | AG CM Inc.                       | Project Management Support #93 & 96 - April 2... | 9,110.00   |
| Bill                                               | 05/25/2022 | 58669      |     | Equitax Inc.                     | 2021 Annual Tax True Up                          | 3,200.00   |
| Bill                                               | 05/31/2022 | 9343       |     | AG CM Inc.                       | Project Management Support #93 & 96 - May 20...  | 13,831.40  |
| Bill                                               | 06/30/2022 | 9424       |     | AG CM Inc.                       | Project Management Support #93 & 96 - June 2...  | 5,459.00   |
| Total 52350 · Outside Contract Services            |            |            |     |                                  |                                                  | 31,600.40  |
| <b>52550 · Election Expense</b>                    |            |            |     |                                  |                                                  |            |
| Bill                                               | 01/31/2022 | 213927     |     | Radcliffe Bobbitt Adams Polley   | Legal - Election and Litigation                  | 3,919.53   |
| Bill                                               | 02/28/2022 | 214102     |     | Radcliffe Bobbitt Adams Polley   | Legal - Election and Litigation                  | 1,304.70   |
| Bill                                               | 04/30/2022 | 214465     |     | Radcliffe Bobbitt Adams Polley   | Legal - Election and Litigation                  | 60.60      |
| Bill                                               | 06/14/2022 | 214717     |     | Radcliffe Bobbitt Adams Polley   | Legal - Election and Litigation                  | 2,629.03   |
| Bill                                               | 06/30/2022 | 214830     |     | Radcliffe Bobbitt Adams Polley   | Legal - Election and Litigation                  | 31.21      |
| Total 52550 · Election Expense                     |            |            |     |                                  |                                                  | 7,945.07   |
| Total 52000 · Contract Services (DNU)              |            |            |     |                                  |                                                  | 116,273.42 |
| <b>53000 · Operations (DNU)</b>                    |            |            |     |                                  |                                                  |            |
| <b>53150 · Dues &amp; Subscriptions</b>            |            |            |     |                                  |                                                  |            |
| Bill                                               | 01/31/2022 | 13139      |     | Oak Interactive, LLC             | Monthly Website Maintenance - Jan                | 450.00     |
| Bill                                               | 02/28/2022 | 13172      |     | Oak Interactive, LLC             | Monthly Website Maintenance - Feb                | 450.00     |
| Bill                                               | 03/31/2022 | 13199      |     | Oak Interactive, LLC             | Monthly Website Maintenance - Mar                | 450.00     |
| Bill                                               | 04/30/2022 | 13228      |     | Oak Interactive, LLC             | Monthly Website Maintenance - April              | 450.00     |
| Bill                                               | 05/31/2022 | 13255      |     | Oak Interactive, LLC             | Monthly Website Maintenance - May                | 450.00     |
| Bill                                               | 06/30/2022 | 13286      |     | Oak Interactive, LLC             | Monthly Website Maintenance - June               | 450.00     |
| Total 53150 · Dues & Subscriptions                 |            |            |     |                                  |                                                  | 2,700.00   |
| <b>53300 · Printing &amp; Copying</b>              |            |            |     |                                  |                                                  |            |
| Bill                                               | 01/31/2022 | 2288       |     | The Morton Accounting Services   | Copies                                           | 6.09       |
| Bill                                               | 02/28/2022 | 2293       |     | The Morton Accounting Services   | Copies                                           | 6.09       |
| Bill                                               | 03/31/2022 | 2304       |     | The Morton Accounting Services   | Copies                                           | 12.18      |
| Bill                                               | 04/30/2022 | 2310       |     | The Morton Accounting Services   | Copies                                           | 10.73      |
| Bill                                               | 05/31/2022 | 2315       |     | The Morton Accounting Services   | Copies                                           | 5.51       |
| Total 53300 · Printing & Copying                   |            |            |     |                                  |                                                  | 40.60      |
| <b>53400 · Office Supplies</b>                     |            |            |     |                                  |                                                  |            |
| Bill                                               | 01/31/2022 | 2288       |     | The Morton Accounting Services   | Quickbooks software                              | 449.00     |
| Total 53400 · Office Supplies                      |            |            |     |                                  |                                                  | 449.00     |
| Total 53000 · Operations (DNU)                     |            |            |     |                                  |                                                  | 3,189.60   |
| <b>54000 · General and Admin Expenses</b>          |            |            |     |                                  |                                                  |            |
| <b>54150 · Insurance - Gen Liab-Err &amp; Omis</b> |            |            |     |                                  |                                                  |            |
| Bill                                               | 01/12/2022 | 2022 - ... |     | VFIS of Texas                    | HARC0-1 Insurance Coverage - 1/1/22 to 12/31/... | 68,346.00  |
| Total 54150 · Insurance - Gen Liab-Err & Omis      |            |            |     |                                  |                                                  | 68,346.00  |
| <b>54300 · Other Costs (Contingency Funds)</b>     |            |            |     |                                  |                                                  |            |
| Bill                                               | 06/11/2022 | May/Ju...  |     | Chase Card Services              | Acct x7714                                       | 67.30      |
| Total 54300 · Other Costs (Contingency Funds)      |            |            |     |                                  |                                                  | 67.30      |
| <b>54400 · HCAD Qtr Expenses</b>                   |            |            |     |                                  |                                                  |            |
| Bill                                               | 02/15/2022 | PSI220...  |     | Harris County Appraisal District | 2nd Qtr Quarter 2022 Assessment                  | 35,989.00  |
| Bill                                               | 05/17/2022 | PSI220...  |     | Harris County Appraisal District | 3rd Qtr Quarter 2022 Assessment                  | 36,189.00  |
| Total 54400 · HCAD Qtr Expenses                    |            |            |     |                                  |                                                  | 72,178.00  |
| Total 54000 · General and Admin Expenses           |            |            |     |                                  |                                                  | 140,591.30 |

**60000 · Interest Expense**

No assurance is provided on these financial statements

10:02 AM

07/22/22

Accrual Basis

**Harris County ESD No. 1 - GOF**  
**Profit & Loss Detail**  
**January through June 2022**

| Type                           | Date       | Num       | Adj | Name                   | Memo                                                | Amount               |
|--------------------------------|------------|-----------|-----|------------------------|-----------------------------------------------------|----------------------|
| Bill                           | 05/16/2022 | Loan P... |     | JPMorgan Chase Bank NA | Payment for Loan - \$6,251,874.51 (confirm inter... | 43,763.12            |
| Total 60000 - Interest Expense |            |           |     |                        |                                                     | 43,763.12            |
| Total Expense                  |            |           |     |                        |                                                     | 9,722,095.97         |
| Net Ordinary Income            |            |           |     |                        |                                                     | -3,944,909.04        |
| <b>Net Income</b>              |            |           |     |                        |                                                     | <b>-3,944,909.04</b> |



AG|CM, Inc.  
 1101 Ocean Dr.  
 P.O. Box 2682  
 Corpus Christi, TX 78403  
 361-882-0469

Harris County ESD #1  
 Attn: Jeremy Hyde  
 2800 Aldine Bender Rd.  
 Houston, TX 77032

Invoice number 9424  
 Date 07/08/2022

Project **22-012P Harris County ESD 1 Stations 93 and 96**

Billing Period 05/30/2022 - 06/30/2022

**Invoice Summary**

| Description                       | Contract Amount | Total Billed | Prior Billed | Current Billed | Remaining  | Percent Complete |
|-----------------------------------|-----------------|--------------|--------------|----------------|------------|------------------|
| <b>PROJECT MANAGEMENT SUPPORT</b> | 259,140.00      | 28,400.40    | 22,941.40    | 5,459.00       | 230,739.60 | 10.96            |
| <b>Total</b>                      | 259,140.00      | 28,400.40    | 22,941.40    | 5,459.00       | 230,739.60 | 10.96            |

**Professional Fees**

|                            | Hours | Rate   | Billed Amount   |
|----------------------------|-------|--------|-----------------|
| Design Manager - AIA       |       |        |                 |
| Paul E. Kullman            | 25.00 | 155.00 | 3,875.00        |
| Project Manager            |       |        |                 |
| Elijah L. Washington       | 12.00 | 132.00 | 1,584.00        |
| Professional Fees subtotal | 37.00 |        | 5,459.00        |
| Invoice total              |       |        | <b>5,459.00</b> |

**Aging Summary**

| Invoice Number | Invoice Date | Outstanding | Current  | Over 30 | Over 60 | Over 90 | Over 120 |
|----------------|--------------|-------------|----------|---------|---------|---------|----------|
| 9424           | 07/08/2022   | 5,459.00    | 5,459.00 |         |         |         |          |
|                | Total        | 5,459.00    | 5,459.00 | 0.00    | 0.00    | 0.00    | 0.00     |

Approved by:

Christopher L. Majors  
 Vice President of East & South Regions

**NOTE:**

*Please send all accounts receivable correspondent to ar@agcm.com.*

**IMPORTANT PAYMENT INFORMATION:**

*Please call to verify any changes to our ACH information at 361-882-0469 ext 311 or 361-215-1533 (Brenda Brewer's cell) prior to making the changes.*

**REMIT PAYMENT TO:**

AG|CM, Inc.  
P.O. Box 2682  
Corpus Christi, TX 78403

**Invoice Supporting Detail**

**22-012P Harris County ESD 1 Stations 93 and 96  
 PROJECT MANAGEMENT SUPPORT  
 Preconstruction & Design**

Phase Status: Active

Billing Cutoff: 06/30/2022

| Date | Units | Rate | Amount |
|------|-------|------|--------|
|------|-------|------|--------|

**Labor** WIP Status: Billable

Design Manager - AIA

Paul E. Kullman

|                                                           |            |              |        |                 |
|-----------------------------------------------------------|------------|--------------|--------|-----------------|
| Billable Time                                             | 05/31/2022 | 5.00         | 155.00 | 775.00          |
| <i>Board Meeting</i>                                      |            |              |        |                 |
| Billable Time                                             | 06/01/2022 | 1.00         | 155.00 | 155.00          |
| <i>Project Coordination</i>                               |            |              |        |                 |
| Billable Time                                             | 06/02/2022 | 1.00         | 155.00 | 155.00          |
| <i>Project Coordination</i>                               |            |              |        |                 |
| Billable Time                                             | 06/03/2022 | 1.00         | 155.00 | 155.00          |
| <i>Project Coordination</i>                               |            |              |        |                 |
| Billable Time                                             | 06/08/2022 | 1.00         | 155.00 | 155.00          |
| <i>Project Coordination</i>                               |            |              |        |                 |
| Billable Time                                             | 06/09/2022 | 2.00         | 155.00 | 310.00          |
| <i>Project Coordination and D/B Contract Negotiation.</i> |            |              |        |                 |
| Billable Time                                             | 06/14/2022 | 0.50         | 155.00 | 77.50           |
| <i>Project Coordination - RFP</i>                         |            |              |        |                 |
| Billable Time                                             | 06/15/2022 | 2.00         | 155.00 | 310.00          |
| <i>Project Coordination - RFP</i>                         |            |              |        |                 |
| Billable Time                                             | 06/16/2022 | 2.00         | 155.00 | 310.00          |
| <i>Project Coordination - RFP</i>                         |            |              |        |                 |
| Billable Time                                             | 06/20/2022 | 1.00         | 155.00 | 155.00          |
| <i>Project Coordination</i>                               |            |              |        |                 |
| Billable Time                                             | 06/21/2022 | 1.00         | 155.00 | 155.00          |
| <i>Project Coordination</i>                               |            |              |        |                 |
| Billable Time                                             | 06/22/2022 | 1.00         | 155.00 | 155.00          |
| <i>Project Coordination</i>                               |            |              |        |                 |
| Billable Time                                             | 06/23/2022 | 1.00         | 155.00 | 155.00          |
| <i>Project Coordination</i>                               |            |              |        |                 |
| Billable Time                                             | 06/27/2022 | 1.00         | 155.00 | 155.00          |
| <i>Project Coordination</i>                               |            |              |        |                 |
| Billable Time                                             | 06/28/2022 | 4.00         | 155.00 | 620.00          |
| <i>Board Meeting and follow-up</i>                        |            |              |        |                 |
| Billable Time                                             | 06/29/2022 | 0.50         | 155.00 | 77.50           |
| <i>Project Coordination</i>                               |            |              |        |                 |
| Subtotal                                                  |            | <b>25.00</b> |        | <b>3,875.00</b> |

Project Manager

Elijah L. Washington

|                                                                                                                |            |      |        |        |
|----------------------------------------------------------------------------------------------------------------|------------|------|--------|--------|
| Billable Time                                                                                                  | 05/31/2022 | 4.00 | 132.00 | 528.00 |
| <i>Attend HCESD board meeting and coordinate resubmittal of asbestos, environmental, and geotech proposals</i> |            |      |        |        |
| Billable Time                                                                                                  | 06/09/2022 | 4.00 | 132.00 | 528.00 |

**Invoice Supporting Detail**

**22-012P Harris County ESD 1 Stations 93 and 96**  
**PROJECT MANAGEMENT SUPPORT**  
**Preconstruction & Design**

Phase Status: Active

Billing Cutoff: 06/30/2022

| Date | Units | Rate | Amount |
|------|-------|------|--------|
|------|-------|------|--------|

**Labor**

WIP Status: Billable

Project Manager

Elijah L. Washington

*Review HCED contract and coordinate professional services recommendation letters and proposals.*

Billable Time 06/24/2022 2.00 132.00 264.00

*Work on creating project budget and schedule*

Billable Time 06/29/2022 2.00 132.00 264.00

*Work on building budget for HCESD EMS stations*

Subtotal **12.00 1,584.00**

Labor total **37.00 5,459.00**

**PROJECT MANAGEMENT SUPPORT**  
**Construction Phase**

Phase Status: Work Hold

Billing Cutoff: 06/30/2022

| Date | Units | Rate | Amount |
|------|-------|------|--------|
|------|-------|------|--------|

WIP Status:

Subtotal **0.00**

total **0.00**

**PROJECT MANAGEMENT SUPPORT**  
**Survey Service at 1.10**

Phase Status: Active

Billing Cutoff: 06/30/2022

| Date | Units | Rate | Amount |
|------|-------|------|--------|
|------|-------|------|--------|

WIP Status:

Subtotal **0.00**

total **0.00**

**Invoice Summary**

|              | Contract          | Billed           | %         | Remaining         | %         |
|--------------|-------------------|------------------|-----------|-------------------|-----------|
| Labor        | 259,140.00        | 16,589.50        | 6         | 242,550.50        | 94        |
| Expense      |                   | 1,759.10         |           | -1,759.10         |           |
| Consultant   |                   | 10,051.80        |           | -10,051.80        |           |
| <b>Total</b> | <b>259,140.00</b> | <b>28,400.40</b> | <b>11</b> | <b>230,739.60</b> | <b>89</b> |



**CHASTANG ENTERPRISES-HOUSTON, LLC**  
P.O. Box 21127 · Houston, TX 77226-1127



**INVOICE**

INVOICE NO. **49411**

Date **07/19/2022**

Terms: Net **30** Customer PO# **112321-1**

Salesperson **ED MILLER**

BUYER'S NAME **HARRIS COUNTY ESD 1** EMAIL **jhyde@hcec.com**

CELL PHONE \_\_\_\_\_

ADDRESS **2600 ALDINE BENDER RD HOUSTON, TX 77032** RES. PHONE \_\_\_\_\_

BUS. PHONE \_\_\_\_\_

I/we hereby order from you, subject to all terms, conditions and agreements contained herein, the following:

NEW  USED  DEMO VEHICLE  FLEET  MISC.

|                     |                     |                            |                       |                   |                           |                                           |                              |
|---------------------|---------------------|----------------------------|-----------------------|-------------------|---------------------------|-------------------------------------------|------------------------------|
| YEAR<br><b>2022</b> | MAKE<br><b>FORD</b> | MODEL<br><b>EXPEDITION</b> | ODOMETER<br><b>35</b> | BODY<br><b>LL</b> | COLOR<br><b>AGATE BLA</b> | SERIAL NUMBER<br><b>1FMJU1HT7NEA20152</b> | STOCK NO.<br><b>NEA20152</b> |
| ENGINE SERIAL #     |                     |                            | TRANS. SERIAL #       |                   | BODY SERIAL #             |                                           |                              |

|                                          |  |                                 |                 |
|------------------------------------------|--|---------------------------------|-----------------|
| <b>DESCRIPTION OF TRADE-IN(S)</b>        |  | <b>PRICE OF UNIT</b>            | <b>48987.00</b> |
| Yr. _____ Make _____ Model _____         |  | <b>DEALER INSTALLED OPTIONS</b> | <b>N/A</b>      |
| VIN _____ Odometer _____                 |  | <b>CASH</b>                     | <b>N/A</b>      |
| <b>TRADE-IN ALLOWANCE</b>                |  | <b>REBATE</b>                   | <b>N/A</b>      |
| <b>LESS BALANCE OWED</b>                 |  | <b>NET TRADE-IN</b>             | <b>N/A</b>      |
| <b>NET TRADE-IN</b>                      |  | <b>TOTAL DOWN PAYMENT</b>       | <b>N/A</b>      |
|                                          |  | <b>SUB-TOTAL</b>                | <b>48987.00</b> |
| Yr. _____ Make _____ Model _____         |  | <b>**DEALER INVENTORY TAX</b>   | <b>N/A</b>      |
| VIN _____ Odometer _____                 |  | <b>SALES TAX</b>                | <b>N/A</b>      |
| <b>TRADE-IN ALLOWANCE</b>                |  | <b>LICENSE FEE</b>              | <b>N/A</b>      |
| <b>LESS BALANCE OWED</b>                 |  | <b>TITLE FEE</b>                | <b>N/A</b>      |
| <b>NET TRADE-IN</b>                      |  | <b>STATE INSPECTION FEE</b>     | <b>N/A</b>      |
| <b>DEALER INSTALLED OPTIONS include:</b> |  | <b>ROAD &amp; BRIDGE FEE</b>    | <b>N/A</b>      |
| <b>N/A</b>                               |  | <b>STEEL SURCHARGE</b>          | <b>N/A</b>      |
|                                          |  | <b>FREIGHT EXPENSE</b>          | <b>N/A</b>      |
|                                          |  | <b>FED. EXCISE TAX</b>          | <b>N/A</b>      |
|                                          |  | <b>*DOCUMENT FEE</b>            | <b>N/A</b>      |
|                                          |  | <b>OUT OF STATE TITLE FEE</b>   | <b>N/A</b>      |
|                                          |  | <b>TOTAL CASH SALES PRICE</b>   | <b>48987.00</b> |

|                 |                                      |                 |
|-----------------|--------------------------------------|-----------------|
| <b>REMARKS:</b> | <b>UNPAID BALANCE DRAFT FINANCED</b> | <b>N/A</b>      |
| <b>KH498</b>    | <b>GAP</b>                           | <b>N/A</b>      |
|                 | <b>MAINTENANCE</b>                   | <b>N/A</b>      |
|                 | <b>TIRE CARE</b>                     | <b>N/A</b>      |
|                 | <b>EXTENDED SERVICE PLAN</b>         | <b>N/A</b>      |
|                 | <b>TIRE/WINDSHIELD/DENT CARE</b>     | <b>N/A</b>      |
|                 | <b>PRINCIPAL BALANCE</b>             | <b>48987.00</b> |

|                                                                                                                                                                                                                                                                                                                                                                                                                                                                                                                                                                                                                                                                                                                                                                                    |                           |                |
|------------------------------------------------------------------------------------------------------------------------------------------------------------------------------------------------------------------------------------------------------------------------------------------------------------------------------------------------------------------------------------------------------------------------------------------------------------------------------------------------------------------------------------------------------------------------------------------------------------------------------------------------------------------------------------------------------------------------------------------------------------------------------------|---------------------------|----------------|
| <b>AT THIS DEALERSHIP:</b>                                                                                                                                                                                                                                                                                                                                                                                                                                                                                                                                                                                                                                                                                                                                                         | <b>LIEN HOLDER</b>        | <b>APP. BY</b> |
| <ul style="list-style-type: none"> <li>A customer may obtain their own financing.</li> <li>The finance charge may be negotiable.</li> <li>The dealership may assign the retail installment contract.</li> <li>A person may acquire a retail installment contract or an outstanding balance under a contract from another person on the terms, including the price, to which they agree. No person acquiring or assigning a retail installment or any balance under a contract, has any duty to disclose to any other person the terms on which a contract or balance under a contract is acquired, including any discount or difference between the rates, charges, or balance under the contract and the rates, charges, or balance acquired. (Finance Code §348.301).</li> </ul> | <b>CASH</b>               |                |
|                                                                                                                                                                                                                                                                                                                                                                                                                                                                                                                                                                                                                                                                                                                                                                                    | <b>DRAFT THRU</b>         |                |
|                                                                                                                                                                                                                                                                                                                                                                                                                                                                                                                                                                                                                                                                                                                                                                                    | <b>FIRST PAYMENT DATE</b> |                |

**DISCLAIMER OF WARRANTIES**  
THE ABOVE-DESCRIBED VEHICLE SOLD BY SELLER IS SOLD AS IS, WITHOUT EITHER EXPRESS OR IMPLIED WARRANTIES OF ANY KIND BY SELLER, INCLUDING WARRANTIES OF MERCHANTABILITY OR FITNESS; AND BUYER WILL BEAR THE ENTIRE EXPENSE OF REPAIRING OR CORRECTING ANY DEFECTS THAT PRESENTLY EXIST OR THAT MAY OCCUR IN THE VEHICLE, UNLESS A WRITTEN WARRANTY BY, OR SERVICE CONTRACT WITH SELLER COVERING THE DESCRIBED VEHICLE IS DELIVERED TO BUYER IN CONJUNCTION WITH OR WITHIN 90 DAYS FOLLOWING THE TIME OF THE SALE, BUT SUCH VEHICLE OR ANY OF ITS COMPONENT PARTS MAY BE SUBJECT TO WARRANTY BY THE MANUFACTURER THEREOF.

**\*A DOCUMENTARY FEE IS NOT AN OFFICIAL FEE. A DOCUMENTARY FEE IS NOT REQUIRED BY LAW, BUT MAY BE CHARGED TO BUYERS FOR HANDLING DOCUMENTS RELATING TO THE SALE, A DOCUMENTARY FEE MAY NOT EXCEED A REASONABLE AMOUNT AGREED TO BY THE PARTIES. THIS NOTICE IS REQUIRED BY LAW. UN CARGO DOCUMENTAL NO ES UN CARGO OFICIAL. LA LEY NO EXIGE QUE SE IMPONGA UN CARGO DOCUMENTAL, PERO ESTE PODRIA COBRARSE A LOS COMPRADORES POR EL MANEJO DE LA DOCUMENTACION EN RELACION CON LA VENTA. UN CARGO DOCUMENTAL NO PUEDE EXCEDER NA CANTIDAD RAZONABLE ACORDADA POR LAS PARTES. ESTA NOTIFICACION SE EXIGE POR LEY.**

**\*The Dealer's Inventory Tax charge is intended to reimburse the dealer for ad valorem taxes on its motor vehicle inventory. The charge, which is paid by the dealer to the county tax assessor-collector, is not a tax imposed on a consumer by the government, and is not required to be charged to the consumer.**

The information you see on the window form for this vehicle is part of this contract. Information on the window form overrides any contrary provisions on the contract of sale. La informacion que aparece en el ventanilla de este vehiculo forma parte de este contrato. La informacion contenida en el formulario de la ventanilla anula cualquier provision que establezca lo contrario y que aparezca en el contrato de venta.  
If a credit purchase, this is an offer to purchase only. Buyer offers to purchase vehicle on credit on terms described herein and no contractual relationship is created. This order does not constitute an agreement for the extension of credit.  
Manufacturer/Distributor reserves the right to change the price of new vehicles to Seller without notice. In the event that the price to Seller of the new vehicle ordered hereunder is changed prior to delivery to Buyer, Buyer agrees and accepts that the cash delivered price will be changed accordingly.  
If the Buyer's used car trade-in is not delivered to the Seller until delivery of the new vehicle, the trade-in will be reappraised at that time and Buyer agrees that such reappraised value shall determine the allowance, if any, made for the trade-in.  
Buyer agrees to deliver the original bill of sale and the title to any trade-in along with the delivery of the trade-in and further agrees to execute any and all documents necessary or required to transfer legal title and ownership to Seller or its assigns. Buyer warrants the trade-in to be his property and free and clear of all liens and encumbrances except as otherwise noted herein. Buyer further warrants that the trade-in has not been declared rebuilt salvage, reconditioned, nonrepairable, or flood damaged and that the emission systems have not been tampered with and are in the condition as originally manufactured, except for ordinary wear, unless so disclosed.  
Seller makes no representations concerning fuel economy of the sale unit and any information posted on the sale unit or contained in literature relating to the same reflect the results of tests performed, required or prescribed by government agency, upon which Seller has relied.  
It is expressly agreed to and understood by Buyer and Seller that in the event of a non-credit transaction, Seller retains a security interest in the purchased vehicle until such time as Buyer has paid the Seller for the vehicle.  
Buyer agrees to all the above listed charges.

**ARBITRATION PROVISION**  
**ARBITRATION OF DISPUTES**  
Arbitration is a method of resolving a claim, dispute, or controversy (collectively, a "Claim") without filing a lawsuit in court. Either Buyer or Seller may choose at any time, including after a lawsuit is filed, to have any Claim related to or arising out of the transaction resolved by arbitration. This Order evidences a transaction involving interstate commerce. Any arbitration under this Arbitration Provision is governed by the Federal Arbitration Act (9 U.S.C. § 1, et seq.). Judgment upon the award may be awarded in any court having jurisdiction. No punitive damages may be awarded against either Buyer or Seller. The arbitration hearing will be conducted in the federal district in which Buyer resides. If Buyer demands arbitration first, Buyer agrees to pay the initial arbitration filing fee or

**ARBITRATION PROVISION**  
**ARBITRATION OF DISPUTES**  
Arbitration is a method of resolving a claim, dispute, or controversy (collectively, a "Claim") without filing a lawsuit in court. Either Buyer or Seller may choose at any time, including after a lawsuit is filed, to have any Claim related to or arising out of the transaction resolved by arbitration. This Order evidences a transaction involving interstate commerce. Any arbitration under this Arbitration Provision is governed by the Federal Arbitration Act (9 U.S.C. § 1, et seq.). Judgment upon the award may be awarded in any court having jurisdiction. No punitive damages may be awarded against either Buyer or Seller. The arbitration hearing will be conducted in the federal district in which Buyer resides. If Buyer demands arbitration first, Buyer agrees to pay the initial arbitration filing fee or

Horris Co. # 14  
11111 Lopez Freyre  
Houston, Texas 77001  
281 442 9700

June 10, 2022

Server: Yachira  
Cashier: Javier  
Table: 12/1  
Guests: 6  
Receipt #: 2

06/10/2022  
1:33 PM  
30013

Lunch with Paramedics

- Brian Cariota – Supervisor
- Jennifer Pagel – Supervisor
- Tiffany Hanes – EMT
- Michael Graham – EMT
- Meredith Frasier – EMT
- Fred Scibuola – Commissioner

|                                     |       |
|-------------------------------------|-------|
| #6 Enchiladas de Pochuga (2 @13.24) | 26.48 |
| Ensalada de Pochuga                 | 13.77 |
| 5 Taquitos                          | 9.99  |
| Con Aguacate                        | 0.75  |
| Con Aguacate                        | 0.75  |
| Con Aguacate                        | 0.75  |
| 5 Taquitos                          | 9.99  |
| Flites Arandas (2 @3.99)            | 7.98  |
| Parrillada de Poch/Res P1           | 18.01 |
| Agrega Acanaron                     | 3.99  |
| 20 oz Tea                           | 3.17  |
| Bebida 32oz                         | 3.70  |
| Government                          | 36.98 |
| Subtotal                            | 62.35 |
| Food Tax                            | 4.95  |
| Total                               | 67.30 |
| Visa #XXXXXXXXXX7605                | 67.30 |

+ Tip:

= Total:

67.30

HORRIS CO. 1E90 1

x4246 3152 5959 7605

Balance Due 0.00

GRATUITY  
15% INCLUDED ON  
PARTIES OF 6 OR MORE

Check Closed





Harris County Emergency Corps  
 2800 Aldine Bender Road  
 Houston TX 77032

|         |           |
|---------|-----------|
| Invoice | 02620     |
| Date    | 6/30/2022 |
| Page    | 1         |

**Bill To:**

Harris County ESD#1  
 2800 Aldine Bender Rd  
 Houston Texas 77032

**Ship To:**

Harris County ESD#1  
 2800 Aldine Bender Rd  
 Houston Texas 77032

| Purchase Order No. |         | Customer ID | Salesperson ID   | Shipping Method                           | Payment Terms  | Req Ship Date         | Master No.     |
|--------------------|---------|-------------|------------------|-------------------------------------------|----------------|-----------------------|----------------|
|                    |         | H0001       |                  |                                           | Due on Receipt | 6/30/2022             | 2,525          |
| Ordered            | Shipped | B/O         | Item Number      | Description                               | Discount       | Unit Price            | Ext. Price     |
| 1.00               | 1.00    | 0.00        | 911 SERVICES     | 2130 Responses x \$984.21 - IMX \$388,319 | \$0.00         | \$1,708,048.00        | \$1,708,048.00 |
| 1.00               | 1.00    | 0.00        | LEASE PAYMENTS   | Lease payments to ESD1 Bldg/Eq            | \$0.00         | -\$45,553.00          | -\$45,553.00   |
| 1.00               | 1.00    | 0.00        | LEASE AMBULANCES | Lease Payments ESD1 ambulances            | \$0.00         | -\$7,000.00           | -\$7,000.00    |
|                    |         |             |                  |                                           |                | <b>Subtotal</b>       | \$1,655,495.00 |
|                    |         |             |                  |                                           |                | <b>Misc</b>           | \$0.00         |
|                    |         |             |                  |                                           |                | <b>Tax</b>            | \$0.00         |
|                    |         |             |                  |                                           |                | <b>Freight</b>        | \$0.00         |
|                    |         |             |                  |                                           |                | <b>Trade Discount</b> | \$0.00         |
|                    |         |             |                  |                                           |                | <b>Total</b>          | \$1,655,495.00 |



# INVOICE

**OAK Interactive, LLC**

1819 Blue Water Bay Dr., Katy, TX 77494,  
UNITED STATES  
info@oakinteractive.com; Website:  
www.oakinteractive.com

**Invoice No#:** 13286  
**Invoice Date:** Jun 30, 2022  
**Reference:** Creative Services  
**Due Date:** Jul 30, 2022

**\$450.00**  
**AMOUNT DUE**

## BILL TO

HCESD-1.org  
Melissa Morton  
2800 Aldine Bender Rd., Houston, TX  
77032, UNITED STATES

| #            | ITEMS & DESCRIPTION                       | QTY/HRS | PRICE AMOUNT(\$) |            |
|--------------|-------------------------------------------|---------|------------------|------------|
| 1            | Website Maintenance<br>HCESD-1.org - June | 1       | \$450.00         | \$450.00   |
| Subtotal     |                                           |         |                  | \$450.00   |
| <b>TOTAL</b> |                                           |         | <b>\$450.00</b>  | <b>USD</b> |

## NOTES TO CUSTOMER

June, 2021 - Kindly Remit to: OAK Interactive, LLC  
1819 Blue Water Bay Dr., Katy, TX 77494

THANK YOU FOR YOUR BUSINESS!

## TERMS AND CONDITIONS

Net 30 - Interest accrued at 2% per month, thereafter. Make checks payable to: OAK Interactive, LLC or pay via Credit Card with a 4% processing fee. Sales Tax applied to:

- Website Maintenance
- Website Design & Development
- Hard Cost for production items

---

# RBAP

---

RADCLIFFE  
BOBBITT  
ADAMS  
POLLEY

America Tower  
2929 Allen Parkway, Suite 3450  
Houston, Texas 77019  
(713) 237-1221  
www.rbaplaw.com

Harris County ESD #1  
c/o The Morton Accounting Services  
1125 Cypress Station Drive, Building H-4  
Houston, Texas 77090

July 7, 2022

Client No.: 1850.0000  
Invoice No.: 214830

**Attention:**

**RE:** Elections

| DATE      | DESCRIPTION                                                                                                                                          | HOURS | AMOUNT       |     |
|-----------|------------------------------------------------------------------------------------------------------------------------------------------------------|-------|--------------|-----|
| Jun-01-22 | Scan and profile executed Commissioner documents for C. Sunday; prepare correspondence filing Oath of Office with Harris County Commissioners Court. | 0.50  | 60.00        | RDR |
| Jun-13-22 | Scan and profile Harris County Clerk file-stamped Oath of Office for C. Sunday.                                                                      | 0.25  | 30.00        | RDR |
|           | Totals                                                                                                                                               | 0.75  | <u>90.00</u> |     |

**DISBURSEMENTS**

|                             |               |
|-----------------------------|---------------|
| Photocopies - Black & White | 0.75          |
| Postage                     | 1.06          |
| Totals                      | <u>\$1.81</u> |

|                                      |                |
|--------------------------------------|----------------|
| <b>Total Fee &amp; Disbursements</b> | <u>\$91.81</u> |
| Client Overpayment                   | 60.60          |

**Balance Now Due** \$31.21





# Invoice

|           |           |
|-----------|-----------|
| Date      | Invoice # |
| 6/30/2022 | 2324      |

|                                                                    |
|--------------------------------------------------------------------|
| Bill To                                                            |
| Harris County ESD #1<br>2800 Aldine Bender Rd<br>Houston, TX 77032 |

|        |           |
|--------|-----------|
| Terms  | Due Date  |
| Net 30 | 7/30/2022 |

| Serviced  | Description                                                                                                                                                        | Hours | Rate     | Amount   |
|-----------|--------------------------------------------------------------------------------------------------------------------------------------------------------------------|-------|----------|----------|
| 6/30/2022 | June Financial Statements                                                                                                                                          |       | 2,750.00 | 2,750.00 |
| 6/30/2022 | Additional Hours (Fixed asset management, meeting with board members for ACH approval for Prosperity, special reporting and additional meeting with board members) | 9.142 | 140.00   | 1,279.88 |
| 6/30/2022 | Copies                                                                                                                                                             | 15    | 0.29     | 4.35     |

Please Remit Payment to:  
The Morton Accounting Service  
1125 Cypress Station Dr. Bldg H-4  
Houston, TX 77090

or via the Intuit payment link in the email.

|                         |            |
|-------------------------|------------|
| <b>Total</b>            | \$4,034.23 |
| <b>Payments/Credits</b> | \$0.00     |
| <b>Balance Due</b>      | \$4,034.23 |

**CERTIFICATE FOR RESOLUTION**

THE STATE OF TEXAS §

COUNTY OF HARRIS §

The undersigned officer of the Board of Commissioners of **HARRIS COUNTY EMERGENCY SERVICES DISTRICT NO. 1** hereby certifies as follows:

1. The Board of Commissioners of Harris County Emergency Services District No. 1 convened in a regular meeting at 10 a.m. on July 26, 2022, at the District's Administrative Office, 2800 Aldine Bender Rd., Houston, TX 77032, and the roll was called of the members of the Board, to-wit:

|                |                                 |
|----------------|---------------------------------|
| Cathy Sunday   | President                       |
| Shirley Reed   | Vice President                  |
| Virginia Bazan | Secretary                       |
| Fred Scibuola  | Treasurer                       |
| Pete Serna     | Asst. Secretary/Asst. Treasurer |

and all of said persons were present, except Commissioner(s) Sunday and Serna, thus constituting a quorum. Whereupon, among other business, the following was transacted at the meeting:

**RESOLUTION APPOINTING THE HARRIS COUNTY TAX ASSESSOR-COLLECTOR  
AS THE DESIGNATED OFFICER TO CALCULATE TAX RATES FOR  
HARRIS COUNTY EMERGENCY SERVICES DISTRICT NO. 1**

was duly introduced for the consideration of the Board. It was then duly moved and seconded that such Order be adopted; and after full discussion, such motion, carrying with it the adoption of such Resolution prevailed, carried, and became effective by the following vote:

AYES:     3                          NOES:     0    

2. A true, full and correct copy of the Resolution adopted at the meeting described in the above paragraph is attached to this certificate; the Resolution has been duly recorded in the District's minutes of the meeting; the persons named in the above and foregoing paragraph are the duly chosen, qualified and acting officers and members of the Board as indicated therein; each of the officers and members of the Board was duly and sufficiently notified officially and personally, in advance, of the time, place and purpose of the aforesaid meeting and that the Resolution would be introduced and considered for adoption at the meeting, and each of the officers and members consented, in advance, to the holding of the meeting for such purpose; the meeting was open to the public as required by law; and public notice of the time, place and subject of the meeting was given as required by Chapter 551, Texas Government Code.

**RESOLUTION APPOINTING THE HARRIS COUNTY TAX ASSESSOR-COLLECTOR  
AS THE DESIGNATED OFFICER TO CALCULATE TAX RATES FOR  
HARRIS COUNTY EMERGENCY SERVICES DISTRICT NO. 1**

WHEREAS, Texas Property Tax Code, Section 26.04(c) requires that the governing body of a taxing unit shall designate an officer employee to calculate the no-new-revenue tax rate and the voter-approval tax rate for the taxing unit; and

WHEREAS, Harris County Emergency Services District No. 1 (the "District") is a taxing unit; and

WHEREAS, the Board of Commissioners of the District finds that it is in the public interest to designate the Harris County Tax Assessor-Collector as the officer who is required calculate the no-new-revenue tax rate and the voter-approval tax rate for the District.

NOW THEREFORE, BE IT RESOLVED THAT, the District designates the Harris County Tax Assessor-Collector to calculate the no-new-revenue tax rate and the voter-approval tax rate for the District.

THIS RESOLUTION WAS ADOPTED on July 26, 2022.

HARRIS COUNTY EMERGENCY SERVICES  
DISTRICT NO. 1

By: Shirley Reed  
Vice President, Board of Commissioners

ATTEST:

Wajin Bazar  
Secretary, Board of Commissioners

**APPROVED**  
Document approved by Harris County ESD-1  
Board of Commissioners  
By a Majority Vote  
on 7-26-22 (Date)  
v. Shirley Reed Wajin Bazar  
President of ESD-1 Secretary of ESD-1



SIGNED AND SEALED the 19<sup>th</sup> day of July, 2022.

  
VICE-President, Board of Commissioners

  
Secretary, Board of Commissioners

(DISTRICT SEAL)

**APPROVED**  
Document approved by Harris County ESD-1  
Board of Commissioners  
By a Majority Vote  
on 7-26-22 (Date)  
   
VICE-President of ESD-1 Secretary of ESD-1



## President's Report – HCEC



### July 2022 Meeting

- HCEC responded to 2130 911 calls this month, compared to 2164 in the previous month. Our response time is 8:45.
- HCEC attended ImageTrend conference to better utilize our patient care software.
- HCEC held our annual leadership conference in conjunction with MCHD this month. We had a lot of discussions about system improvements.
- HCEC is bringing its communications quality assurance function in-house to save on the outsourcing of this function.


Vehicle Accidents last month: 2-minor

Maintenance Requests last month: 17

# HCEC Activity June 2022



## Call Volume Comparison





Division 11 Harris County Emerg Corps

# 911 STATISTICS REPORT FOR PERIOD 06-01-22 to 06-30-22

7/1/2022 8:50:07 AM Page 1 of 22

| INCIDENT TOTALS |           |           |           |           |           |           |           |           |           |           |           |           |           |           |           |           |           |           |           |           |           |           |           |           |           |           |           |           |           |           |              |
|-----------------|-----------|-----------|-----------|-----------|-----------|-----------|-----------|-----------|-----------|-----------|-----------|-----------|-----------|-----------|-----------|-----------|-----------|-----------|-----------|-----------|-----------|-----------|-----------|-----------|-----------|-----------|-----------|-----------|-----------|-----------|--------------|
| RESPONSE TYPE   | 01        | 02        | 03        | 04        | 05        | 06        | 07        | 08        | 09        | 10        | 11        | 12        | 13        | 14        | 15        | 16        | 17        | 18        | 19        | 20        | 21        | 22        | 23        | 24        | 25        | 26        | 27        | 28        | 29        | 30        | Total        |
| ALS Response    | 45        | 52        | 57        | 52        | 56        | 65        | 59        | 51        | 48        | 46        | 55        | 59        | 49        | 62        | 52        | 44        | 49        | 62        | 63        | 69        | 61        | 49        | 53        | 54        | 52        | 67        | 56        | 51        | 60        | 40        | 1,638        |
| BLS Response    | 16        | 23        | 17        | 16        | 16        | 23        | 21        | 18        | 19        | 13        | 17        | 17        | 10        | 13        | 11        | 22        | 20        | 6         | 17        | 13        | 19        | 21        | 18        | 13        | 19        | 18        | 14        | 10        | 15        | 17        | 492          |
| <b>Totals</b>   | <b>61</b> | <b>75</b> | <b>74</b> | <b>68</b> | <b>72</b> | <b>88</b> | <b>80</b> | <b>69</b> | <b>67</b> | <b>59</b> | <b>72</b> | <b>76</b> | <b>59</b> | <b>75</b> | <b>63</b> | <b>66</b> | <b>69</b> | <b>68</b> | <b>80</b> | <b>82</b> | <b>80</b> | <b>70</b> | <b>71</b> | <b>67</b> | <b>71</b> | <b>85</b> | <b>70</b> | <b>61</b> | <b>75</b> | <b>57</b> | <b>2,130</b> |

\* Medic units that went enroute in district, NO mutual aid responses

| INCIDENT TOTALS BY SHIFT |           |           |           |           |           |           |           |           |           |           |           |           |           |           |           |           |           |           |           |           |           |           |           |           |           |           |           |           |           |           |              |
|--------------------------|-----------|-----------|-----------|-----------|-----------|-----------|-----------|-----------|-----------|-----------|-----------|-----------|-----------|-----------|-----------|-----------|-----------|-----------|-----------|-----------|-----------|-----------|-----------|-----------|-----------|-----------|-----------|-----------|-----------|-----------|--------------|
| SHIFT                    | 01        | 02        | 03        | 04        | 05        | 06        | 07        | 08        | 09        | 10        | 11        | 12        | 13        | 14        | 15        | 16        | 17        | 18        | 19        | 20        | 21        | 22        | 23        | 24        | 25        | 26        | 27        | 28        | 29        | 30        | Total        |
| A - Shift                | 51        | 5         |           |           |           |           | 70        | 11        | 51        | 8         |           |           |           | 53        | 7         | 62        | 15        |           |           |           |           |           | 63        | 8         | 61        | 22        |           |           |           |           | 487          |
| B - Shift                | 10        | 70        | 14        |           |           |           | 58        | 16        | 51        | 17        |           |           |           | 59        | 7         | 53        | 10        |           |           |           |           |           | 59        | 10        | 63        | 2         |           |           |           |           | 499          |
| C - Shift                | 60        |           |           | 15        | 58        | 15        |           |           |           | 55        | 15        | 44        | 6         |           |           |           |           |           | 70        | 16        | 68        | 7         |           |           |           |           |           |           |           |           | 575          |
| D - Shift                |           |           |           | 53        | 14        | 73        | 10        |           |           |           |           | 61        | 15        | 69        | 10        |           |           |           |           |           |           | 66        | 12        | 63        | 8         |           |           |           |           |           | 569          |
| <b>Totals</b>            | <b>61</b> | <b>75</b> | <b>74</b> | <b>68</b> | <b>72</b> | <b>88</b> | <b>80</b> | <b>69</b> | <b>67</b> | <b>59</b> | <b>72</b> | <b>76</b> | <b>59</b> | <b>75</b> | <b>63</b> | <b>66</b> | <b>69</b> | <b>68</b> | <b>80</b> | <b>82</b> | <b>80</b> | <b>70</b> | <b>71</b> | <b>67</b> | <b>71</b> | <b>85</b> | <b>70</b> | <b>61</b> | <b>75</b> | <b>57</b> | <b>2,130</b> |

\* Medic units that went enroute in district, NO mutual aid responses

| INCIDENT PRIORITY LEVEL SUMMARY |            |            |            |            |           |             |              |  |  |
|---------------------------------|------------|------------|------------|------------|-----------|-------------|--------------|--|--|
| RESPONSE TYPE                   | Alpha      | Bravo      | Charlie    | Delta      | Echo      | Unspecified | Total        |  |  |
| ALS Response                    | 191        | 249        | 406        | 577        | 42        | 173         | 1,638        |  |  |
| BLS Response                    | 263        | 43         |            | 1          |           | 185         | 492          |  |  |
| <b>Totals</b>                   | <b>454</b> | <b>292</b> | <b>406</b> | <b>578</b> | <b>42</b> | <b>358</b>  | <b>2,130</b> |  |  |

\* Medic units that went enroute in district, NO mutual aid responses

| INCIDENT PRIORITY LEVEL SUMMARY BY SHIFT |            |            |            |            |           |             |              |  |  |
|------------------------------------------|------------|------------|------------|------------|-----------|-------------|--------------|--|--|
| SHIFT                                    | Alpha      | Bravo      | Charlie    | Delta      | Echo      | Unspecified | Total        |  |  |
| A - Shift                                | 127        | 74         | 89         | 122        | 5         | 70          | 487          |  |  |
| B - Shift                                | 92         | 69         | 88         | 142        | 11        | 97          | 499          |  |  |
| C - Shift                                | 109        | 76         | 111        | 171        | 17        | 91          | 575          |  |  |
| D - Shift                                | 126        | 73         | 118        | 143        | 9         | 100         | 569          |  |  |
| <b>Totals</b>                            | <b>454</b> | <b>292</b> | <b>406</b> | <b>578</b> | <b>42</b> | <b>358</b>  | <b>2,130</b> |  |  |

\* Medic units that went enroute in district, NO mutual aid responses

| INCIDENT PRIORITY LEVEL SUMMARY BY DIVISION |            |            |            |            |           |            |              |  |  |
|---------------------------------------------|------------|------------|------------|------------|-----------|------------|--------------|--|--|
| DIVISION NAME                               | Alpha      | Bravo      | Charlie    | Delta      | Echo      | Uniform    | Total        |  |  |
| Aldine FD                                   | 74         | 43         | 63         | 77         | 7         | 54         | 318          |  |  |
| Eastex FD                                   | 82         | 74         | 80         | 130        | 9         | 63         | 438          |  |  |
| Little York FD                              | 65         | 38         | 59         | 88         | 8         | 41         | 299          |  |  |
| Northeast Fire and Rescue                   |            |            |            |            |           | 4          | 4            |  |  |
| Northwest FD                                | 137        | 78         | 116        | 158        | 8         | 131        | 628          |  |  |
| Westfield FD                                | 96         | 59         | 88         | 125        | 10        | 65         | 443          |  |  |
| <b>Totals</b>                               | <b>454</b> | <b>292</b> | <b>406</b> | <b>578</b> | <b>42</b> | <b>358</b> | <b>2,130</b> |  |  |

\* Medic units that went enroute in district, NO mutual aid responses

| LEVEL OF SERVICE STATUS CHANGES BY DAY |     |          |          |          |          |          |          |          |          |          |          |          |          |          |           |  |  |  |  |  |  |  |  |  |
|----------------------------------------|-----|----------|----------|----------|----------|----------|----------|----------|----------|----------|----------|----------|----------|----------|-----------|--|--|--|--|--|--|--|--|--|
| LEVEL OF SERVICE                       | Day | 4        | 5        | 12       | 9        | 11       | 28       | 19       | 20       | 42       | 25       | 27       | 58       | 30       | Total     |  |  |  |  |  |  |  |  |  |
| Level 0                                |     |          |          |          |          |          | 1        |          | 3        | 1        |          |          |          |          | 9         |  |  |  |  |  |  |  |  |  |
| Level 1                                |     | 1        | 1        | 2        | 1        | 2        | 1        | 1        | 1        | 2        | 1        | 2        | 1        | 1        | 16        |  |  |  |  |  |  |  |  |  |
| <b>Totals</b>                          |     | <b>1</b> | <b>1</b> | <b>4</b> | <b>1</b> | <b>2</b> | <b>2</b> | <b>1</b> | <b>3</b> | <b>3</b> | <b>1</b> | <b>2</b> | <b>3</b> | <b>1</b> | <b>25</b> |  |  |  |  |  |  |  |  |  |



Division 11 Harris County Emergency Corps

# 911 STATISTICS REPORT FOR PERIOD 06-01-22 to 06-30-22

7/1/2022 8:50:07 AM Page 2 of 22

| OUT OF THE CHUTE RESPONSE AVERAGES AND STATISTICS |                     |                     |                    |                        |                      |                       |
|---------------------------------------------------|---------------------|---------------------|--------------------|------------------------|----------------------|-----------------------|
| RESPONSE TYPE                                     | ASSIGNED TO ENROUTE | ASSIGNED TO ONSCENE | ENROUTE TO ONSCENE | HOSPITAL TO IN-SERVICE | AVERAGE ONSCENE TIME | AVERAGE INCIDENT TIME |
| ALS Response                                      | 00:00:56            | 00:08:45            | 00:07:48           | 00:29:29               | 00:17:42             | 00:55:36              |
| BLS Response                                      | 00:00:54            | 00:09:17            | 00:08:22           | 00:28:49               | 00:15:47             | 00:50:23              |

| OUT OF THE CHUTE RESPONSE AVERAGES AND STATISTICS BY SHIFT |                     |                     |                    |                        |                      |                       |
|------------------------------------------------------------|---------------------|---------------------|--------------------|------------------------|----------------------|-----------------------|
| SHIFT                                                      | ASSIGNED TO ENROUTE | ASSIGNED TO ONSCENE | ENROUTE TO ONSCENE | HOSPITAL TO IN-SERVICE | AVERAGE ONSCENE TIME | AVERAGE INCIDENT TIME |
| A - Shift                                                  | 00:01:01            | 00:08:45            | 00:07:45           | 00:27:49               | 00:15:52             | 00:51:30              |
| B - Shift                                                  | 00:00:56            | 00:09:01            | 00:08:04           | 00:27:22               | 00:17:43             | 00:52:19              |
| C - Shift                                                  | 00:00:54            | 00:08:53            | 00:07:58           | 00:30:50               | 00:17:44             | 00:58:06              |
| D - Shift                                                  | 00:00:53            | 00:08:51            | 00:07:58           | 00:30:45               | 00:17:27             | 00:54:49              |

| INCIDENT METHOD OF ALARM BY SHIFT |            |            |            |            |              |  |  |  |  |  |
|-----------------------------------|------------|------------|------------|------------|--------------|--|--|--|--|--|
| ALARMS                            | A - Shift  | B - Shift  | C - Shift  | D - Shift  | Total        |  |  |  |  |  |
| 911 Network                       | 454        | 449        | 527        | 523        | 1,953        |  |  |  |  |  |
| Alarm Company                     | 3          | 7          | 2          | 3          | 15           |  |  |  |  |  |
| Field Unit On-View                | 1          |            |            |            | 1            |  |  |  |  |  |
| Law Enforcement                   | 6          | 18         | 18         | 15         | 57           |  |  |  |  |  |
| Other (Not Listed)                | 1          |            |            |            | 1            |  |  |  |  |  |
| Other Communication Center        | 1          |            | 1          | 1          | 3            |  |  |  |  |  |
| Phone - Emergency                 | 12         | 7          | 11         | 11         | 41           |  |  |  |  |  |
| Phone - Non-Emergency             | 8          | 13         | 9          | 12         | 42           |  |  |  |  |  |
| Radio                             | 2          | 3          | 7          | 4          | 16           |  |  |  |  |  |
| <b>Total</b>                      | <b>487</b> | <b>498</b> | <b>575</b> | <b>569</b> | <b>2,129</b> |  |  |  |  |  |

| OUT OF SERVICE SUMMARY BY UNIT |                 |                 |                 |                 |                 |                 |                 |                 |                 |                 |                 |          |
|--------------------------------|-----------------|-----------------|-----------------|-----------------|-----------------|-----------------|-----------------|-----------------|-----------------|-----------------|-----------------|----------|
| OUT OF SERVICE REASON          | EMS30           | EMS330          | EMS980          | M91             | M92             | M93             | M94             | M940            | M95             | M96             | M97             | Total    |
| Administrative                 | 00:01:44        |                 | 00:00:42        |                 |                 |                 |                 |                 |                 |                 |                 | 00:02:27 |
| Crew Issue                     |                 |                 |                 | 00:00:32        | 00:00:28        | 00:01:20        | 00:00:15        | 00:00:22        | 00:00:23        |                 |                 | 00:01:02 |
| Decontamination                |                 |                 |                 | 00:00:25        | 00:01:19        | 00:01:19        |                 |                 |                 | 00:00:29        | 00:00:03        | 00:02:42 |
| Mechanical                     |                 |                 |                 |                 |                 |                 |                 |                 |                 |                 |                 | 00:05:46 |
| Supplies                       |                 |                 |                 |                 | 00:00:25        |                 |                 |                 |                 |                 |                 | 00:00:25 |
| Unspecified/Unknown Reason     |                 |                 |                 |                 |                 |                 |                 |                 | 00:01:31        |                 | 00:00:59        | 00:02:30 |
| <b>Totals DD:HH:MM</b>         | <b>00:01:44</b> | <b>00:01:38</b> | <b>00:01:16</b> | <b>00:02:13</b> | <b>00:02:39</b> | <b>00:01:47</b> | <b>00:00:15</b> | <b>00:00:22</b> | <b>00:01:55</b> | <b>00:00:29</b> | <b>00:01:02</b> |          |





Division 11 Harris County Emerg Corps

# 911 STATISTICS REPORT FOR PERIOD 06-01-22 to 06-30-22

7/11/2022 8:50:07 AM Page 4 of 22

| AVERAGE ENROUTE TO ONSCENE RESPONSE TIME BY UNIT |                                                                        |       |       |       |       |       |       |       |       |       |       |       |       |       |       |       |       |       |       |       |       |       |       |       |       |       |       |       |       |       |          |          |          |
|--------------------------------------------------|------------------------------------------------------------------------|-------|-------|-------|-------|-------|-------|-------|-------|-------|-------|-------|-------|-------|-------|-------|-------|-------|-------|-------|-------|-------|-------|-------|-------|-------|-------|-------|-------|-------|----------|----------|----------|
| MM/SS                                            | Incidents with units that enroute in district; NO mutual aid responses |       |       |       |       |       |       |       |       |       |       |       |       |       |       |       |       |       |       |       |       |       |       |       |       |       |       |       |       |       |          |          |          |
| UNIT                                             | 01                                                                     | 02    | 03    | 04    | 05    | 06    | 07    | 08    | 09    | 10    | 11    | 12    | 13    | 14    | 15    | 16    | 17    | 18    | 19    | 20    | 21    | 22    | 23    | 24    | 25    | 26    | 27    | 28    | 29    | 30    | Average  |          |          |
| EMS930                                           | 05:11                                                                  | 14:49 | 06:47 |       | 03:25 |       | 07:28 |       | 05:12 | 06:26 |       | 07:19 | 09:48 | 04:17 |       |       |       |       |       |       | 11:37 |       |       |       |       |       | 13:14 |       |       | 07:59 |          | 00:08:24 |          |
| EMS980                                           | 09:15                                                                  | 11:00 | 12:12 | 10:06 | 06:49 |       | 12:58 | 07:23 | 10:44 | 12:46 | 11:36 | 11:05 | 09:33 | 09:47 | 08:22 | 11:15 | 11:10 | 10:09 | 08:03 | 13:49 | 11:28 | 12:04 | 09:15 | 12:39 | 06:28 | 06:37 |       | 06:32 | 07:09 | 11:24 | 00:10:20 |          |          |
| M91                                              | 08:38                                                                  | 08:46 | 08:26 | 07:16 | 06:34 | 06:29 | 08:35 | 12:27 | 05:43 | 06:19 | 07:25 | 06:08 | 06:16 | 08:43 | 07:56 | 09:37 | 08:51 | 05:54 | 09:06 | 09:09 | 07:05 | 07:35 | 07:16 | 08:07 | 08:47 | 07:53 | 06:41 | 05:52 | 09:08 | 06:41 | 00:07:46 |          |          |
| M92                                              | 07:29                                                                  | 06:59 | 07:00 | 08:43 | 05:59 | 06:55 | 08:20 | 06:49 | 07:07 | 09:01 | 06:57 | 09:39 | 08:47 | 09:02 | 05:40 | 06:56 | 06:52 | 06:46 | 07:00 | 04:54 | 07:08 | 05:02 | 05:34 | 04:21 | 05:30 | 07:28 | 06:42 | 07:50 | 07:14 | 09:55 | 00:07:08 |          |          |
| M920                                             | 06:35                                                                  | 07:19 | 07:49 | 08:49 | 06:44 | 08:03 | 07:12 | 07:38 | 07:34 | 05:50 | 05:10 | 08:18 | 07:32 | 07:30 | 07:30 | 06:50 | 07:41 | 06:43 | 07:22 | 08:04 | 09:21 | 07:52 | 06:56 | 06:05 | 07:08 | 06:27 | 07:46 | 09:35 | 05:27 | 05:48 | 00:07:17 |          |          |
| M921                                             |                                                                        |       |       |       |       |       |       |       |       |       |       |       |       |       |       |       |       | 06:10 |       |       |       |       |       |       |       |       |       |       |       |       |          |          | 00:06:10 |
| M93                                              | 06:57                                                                  | 06:51 | 07:03 | 05:30 | 08:04 | 08:34 | 09:43 | 04:40 | 07:51 | 07:38 | 07:17 | 04:31 | 08:50 | 05:17 | 07:40 | 06:49 | 06:27 | 04:25 | 07:28 | 06:21 | 08:27 | 04:45 | 06:18 | 07:09 | 07:53 | 06:06 | 05:47 | 06:40 | 07:37 | 05:11 | 00:06:55 |          |          |
| M930                                             |                                                                        |       |       | 06:45 |       | 06:23 |       | 09:38 |       |       | 08:30 |       |       |       | 08:13 |       |       |       |       |       | 06:01 | 06:32 |       |       |       |       |       | 06:54 | 04:01 |       | 07:07    | 00:06:55 |          |
| M931                                             |                                                                        |       |       |       |       |       |       |       |       |       |       |       |       |       |       | 05:19 | 05:36 | 08:10 |       |       |       |       | 10:59 | 09:04 | 05:50 |       |       |       |       |       |          | 00:07:27 |          |
| M94                                              | 04:38                                                                  | 07:06 | 07:07 | 05:12 | 07:14 | 09:07 | 06:05 | 06:09 | 06:12 | 06:33 | 05:03 | 06:45 | 05:25 | 07:42 | 04:30 | 05:57 | 05:10 | 05:02 | 08:19 | 07:36 | 04:39 | 05:17 | 06:37 | 04:45 | 05:14 | 05:13 | 05:49 | 09:56 | 05:48 | 05:44 | 00:06:15 |          |          |
| M940                                             | 05:12                                                                  | 08:40 | 09:40 | 05:59 | 06:50 | 07:38 | 03:52 | 05:03 | 03:34 | 06:08 | 06:21 | 06:29 | 07:31 | 06:14 | 04:44 | 06:22 | 05:31 | 06:09 | 06:12 | 06:14 | 04:46 | 06:56 | 06:25 | 08:48 | 06:29 | 03:59 | 05:36 | 05:40 | 06:33 | 06:34 | 00:06:19 |          |          |
| M95                                              | 09:24                                                                  | 08:13 | 07:40 | 06:47 | 06:38 | 06:18 | 06:07 | 06:24 | 08:03 | 06:18 | 08:52 | 06:19 | 05:21 | 06:53 | 05:02 | 09:18 | 08:54 | 08:42 | 04:56 | 07:00 | 08:47 | 07:15 | 06:59 | 06:05 | 09:44 | 07:43 | 07:41 | 07:01 | 07:52 | 06:12 | 00:07:11 |          |          |
| M96                                              | 06:13                                                                  | 07:15 | 09:20 | 06:17 | 06:13 | 07:57 | 05:01 | 08:09 | 07:38 | 08:04 | 04:27 | 06:23 | 07:23 | 05:20 | 06:17 | 08:21 | 05:53 | 04:42 | 06:54 | 07:55 | 07:11 | 07:19 | 05:05 | 05:33 | 06:49 | 07:19 | 08:22 | 06:13 | 07:49 | 07:39 | 00:06:55 |          |          |
| M97                                              | 07:14                                                                  | 06:43 | 05:27 | 07:44 | 07:05 | 08:48 | 11:48 | 07:20 | 05:36 | 08:35 | 06:50 | 05:57 | 07:01 | 04:55 | 07:47 | 05:52 | 03:36 | 06:33 | 08:16 | 11:59 | 07:01 | 07:00 | 04:52 | 07:10 | 09:20 | 06:24 | 08:20 | 07:30 | 09:48 | 10:11 | 00:07:28 |          |          |
| M980                                             |                                                                        |       |       |       |       | 06:40 |       |       |       |       |       |       |       |       |       |       |       |       |       |       |       |       |       |       |       |       |       | 05:36 |       |       |          |          | 00:06:02 |

| AVERAGE ENROUTE TO ONSCENE RESPONSE TIME BY SHIFT |                                                                        |       |       |       |       |       |       |       |       |       |       |       |       |       |       |       |       |       |       |       |       |       |       |       |       |       |       |       |       |       |          |
|---------------------------------------------------|------------------------------------------------------------------------|-------|-------|-------|-------|-------|-------|-------|-------|-------|-------|-------|-------|-------|-------|-------|-------|-------|-------|-------|-------|-------|-------|-------|-------|-------|-------|-------|-------|-------|----------|
| MM/SS                                             | Incidents with units that enroute in district; NO mutual aid responses |       |       |       |       |       |       |       |       |       |       |       |       |       |       |       |       |       |       |       |       |       |       |       |       |       |       |       |       |       |          |
| SHIFT                                             | 01                                                                     | 02    | 03    | 04    | 05    | 06    | 07    | 08    | 09    | 10    | 11    | 12    | 13    | 14    | 15    | 16    | 17    | 18    | 19    | 20    | 21    | 22    | 23    | 24    | 25    | 26    | 27    | 28    | 29    | 30    | Average  |
| A - Shift                                         | 06:50                                                                  | 04:10 |       |       |       |       | 07:55 | 06:41 | 07:30 | 04:50 |       |       |       |       | 06:51 | 07:14 | 07:04 | 06:16 |       |       |       | 06:38 | 07:44 | 07:24 | 06:22 |       |       |       |       |       | 00:07:03 |
| B - Shift                                         | 07:06                                                                  | 08:42 | 07:28 |       |       |       |       | 07:31 | 05:42 | 07:48 | 06:43 |       |       |       | 07:16 | 04:59 | 06:30 | 04:51 |       |       |       |       |       | 07:41 | 06:54 | 06:59 | 06:55 |       |       |       | 00:07:20 |
| C - Shift                                         |                                                                        |       | 07:59 | 08:07 | 06:33 | 07:12 |       |       |       |       | 07:10 | 06:24 | 06:39 | 07:59 |       |       |       |       | 07:47 | 05:34 | 07:39 | 07:00 |       |       |       |       | 06:43 | 07:56 | 07:37 | 06:02 | 00:07:15 |
| D - Shift                                         |                                                                        |       |       |       | 06:45 | 07:38 | 07:39 | 06:41 |       |       |       | 07:24 | 09:21 | 07:12 | 04:20 |       |       |       |       |       | 08:31 | 07:37 | 07:19 | 06:49 |       |       |       | 06:58 | 06:31 | 07:25 | 00:07:25 |

| AVERAGE ENROUTE TO ONSCENE RESPONSE TIME BY RESPONSE TYPE |                                                                        |       |       |       |       |       |       |       |       |       |       |       |       |       |       |       |       |       |       |       |       |       |       |       |       |       |       |       |       |       |          |
|-----------------------------------------------------------|------------------------------------------------------------------------|-------|-------|-------|-------|-------|-------|-------|-------|-------|-------|-------|-------|-------|-------|-------|-------|-------|-------|-------|-------|-------|-------|-------|-------|-------|-------|-------|-------|-------|----------|
| MM/SS                                                     | Incidents with units that enroute in district; NO mutual aid responses |       |       |       |       |       |       |       |       |       |       |       |       |       |       |       |       |       |       |       |       |       |       |       |       |       |       |       |       |       |          |
| RESPONSE TYPE                                             | 01                                                                     | 02    | 03    | 04    | 05    | 06    | 07    | 08    | 09    | 10    | 11    | 12    | 13    | 14    | 15    | 16    | 17    | 18    | 19    | 20    | 21    | 22    | 23    | 24    | 25    | 26    | 27    | 28    | 29    | 30    | Average  |
| ALS Response                                              | 07:13                                                                  | 07:47 | 08:00 | 06:39 | 06:18 | 07:53 | 07:48 | 07:22 | 05:41 | 08:01 | 06:45 | 06:24 | 06:31 | 07:59 | 06:49 | 05:19 | 06:50 | 06:18 | 07:42 | 08:14 | 07:47 | 06:31 | 06:27 | 07:44 | 07:56 | 06:02 | 06:54 | 07:56 | 07:40 | 06:02 | 00:07:03 |
| BLS Response                                              | 07:28                                                                  | 04:24 | 08:38 | 04:30 | 07:32 | 07:22 | 04:34 | 07:53 | 07:08 | 07:01 | 08:06 | 08:12 | 10:12 | 09:00 | 07:01 | 07:48 | 07:31 | 06:25 | 00:00 | 06:24 | 09:02 | 07:13 | 07:53 | 09:22 | 06:10 | 07:35 | 06:56 | 07:20 | 06:04 | 08:39 | 00:07:15 |



Division 11 Harris County Emerg Corps

# 911 STATISTICS REPORT FOR PERIOD 06-01-22 to 06-30-22

7/1/2022 8:50:07 AM Page 5 of 22

| HH:MM:SS | UNIT | ASSIGNED TO ENROUTE                                              | ASSIGNED TO ONSCENE | ENROUTE TO ONSCENE | HOSPITAL TO IN-SERVICE | AVERAGE ONSCENE TIME | AVERAGE INCIDENT TIME |
|----------|------|------------------------------------------------------------------|---------------------|--------------------|------------------------|----------------------|-----------------------|
| HH:MM:SS |      | * All units assigned to a response in district that went enroute |                     |                    |                        |                      |                       |
|          |      | AVERAGE RESPONSE TIMES BY UNIT - IN DISTRICT                     |                     |                    |                        |                      |                       |
|          |      | ASSIGNED TO ENROUTE                                              | ASSIGNED TO ONSCENE | ENROUTE TO ONSCENE | HOSPITAL TO IN-SERVICE | AVERAGE ONSCENE TIME | AVERAGE INCIDENT TIME |
| EMS930   |      | 00:00:59                                                         | 00:08:34            | 00:07:35           | 00:35:04               | 00:15:04             | 00:52:12              |
| EMS980   |      | 00:00:47                                                         | 00:10:40            | 00:09:54           | 00:17:06               | 00:17:03             | 00:46:27              |
| M91      |      | 00:00:53                                                         | 00:08:16            | 00:07:23           | 00:33:14               | 00:18:30             | 01:01:16              |
| M92      |      | 00:00:49                                                         | 00:07:59            | 00:07:08           | 00:27:17               | 00:14:59             | 00:50:43              |
| M920     |      | 00:01:00                                                         | 00:07:59            | 00:06:57           | 00:25:08               | 00:16:56             | 00:53:49              |
| M921     |      | 00:00:54                                                         | 00:07:04            | 00:06:10           | 00:33:07               | 00:15:17             | 00:25:43              |
| M93      |      | 00:00:51                                                         | 00:07:35            | 00:06:44           | 00:26:55               | 00:18:46             | 00:58:54              |
| M930     |      | 00:00:43                                                         | 00:07:34            | 00:06:51           | 00:25:52               | 00:19:23             | 00:50:28              |
| M931     |      | 00:00:54                                                         | 00:07:47            | 00:06:52           | 00:34:42               | 00:20:07             | 01:01:57              |
| M94      |      | 00:00:54                                                         | 00:06:49            | 00:05:53           | 00:29:37               | 00:17:41             | 00:50:09              |
| M940     |      | 00:00:58                                                         | 00:07:02            | 00:06:05           | 00:23:55               | 00:14:54             | 00:48:22              |
| M95      |      | 00:01:02                                                         | 00:08:05            | 00:07:02           | 00:32:08               | 00:18:11             | 00:53:37              |
| M96      |      | 00:01:03                                                         | 00:07:51            | 00:06:47           | 00:37:20               | 00:18:13             | 01:06:32              |
| M97      |      | 00:01:00                                                         | 00:08:22            | 00:07:21           | 00:35:39               | 00:17:52             | 00:56:52              |
| M980     |      | 00:00:50                                                         | 00:06:52            | 00:06:02           | 00:31:52               | 00:16:22             | 01:08:21              |

| HH:MM:SS | SHIFT | ASSIGNED TO ENROUTE                                              | ASSIGNED TO ONSCENE | ENROUTE TO ONSCENE | HOSPITAL TO IN-SERVICE | AVERAGE ONSCENE TIME | AVERAGE INCIDENT TIME |
|----------|-------|------------------------------------------------------------------|---------------------|--------------------|------------------------|----------------------|-----------------------|
| HH:MM:SS |       | * All units assigned to a response in district that went enroute |                     |                    |                        |                      |                       |
|          |       | AVERAGE RESPONSE TIMES BY SHIFT - IN DISTRICT                    |                     |                    |                        |                      |                       |
|          |       | ASSIGNED TO ENROUTE                                              | ASSIGNED TO ONSCENE | ENROUTE TO ONSCENE | HOSPITAL TO IN-SERVICE | AVERAGE ONSCENE TIME | AVERAGE INCIDENT TIME |
| A        |       | 00:01:01                                                         | 00:07:45            | 00:06:44           | 00:27:33               | 00:15:59             | 00:52:01              |
| B        |       | 00:00:55                                                         | 00:07:53            | 00:06:57           | 00:27:26               | 00:17:41             | 00:52:41              |
| C        |       | 00:00:54                                                         | 00:07:52            | 00:06:58           | 00:31:25               | 00:17:59             | 00:58:51              |
| D        |       | 00:00:53                                                         | 00:08:03            | 00:07:08           | 00:30:38               | 00:17:39             | 00:56:12              |





Division 11 Harris County Emerg Corps

# 911 STATISTICS REPORT FOR PERIOD 06-01-22 to 06-30-22

7/1/2022 8:50:07 AM Page 6 of 22

\* All units assigned to a response out of district that went enroute

| UNIT   | ASSIGNED TO ENROUTE | ASSIGNED TO ONSCENE | ENROUTE TO ONSCENE | HOSPITAL TO IN-SERVICE | AVERAGE ONSCENE TIME | AVERAGE INCIDENT TIME |
|--------|---------------------|---------------------|--------------------|------------------------|----------------------|-----------------------|
| EMS930 | 00:00:56            | 00:21:25            | 00:20:29           | 00:23:57               | 00:12:31             | 00:57:49              |
| EMS980 | 00:00:48            | 00:10:50            | 00:10:00           | 00:24:09               | 00:17:05             | 00:47:31              |
| M91    | 00:01:05            | 00:09:10            | 00:08:04           | 00:02:01               | 00:19:01             | 00:23:54              |
| M92    | 00:00:54            | 00:06:02            | 00:05:21           | 00:27:58               | 00:13:46             | 00:17:34              |
| M920   | 00:01:28            | 00:06:43            | 00:05:25           | 00:42:25               | 00:51:44             | 00:44:00              |
| M93    | 00:01:13            | 00:04:28            | 00:03:15           | 00:40:29               | 00:09:18             | 00:28:28              |
| M930   | 00:00:27            | 00:06:45            | 00:06:18           | 00:00:00               | 00:24:15             | 00:31:00              |
| M94    | 00:00:40            | 00:06:46            | 00:05:59           | 00:36:52               | 00:16:41             | 00:55:43              |
| M940   | 00:00:53            | 00:06:30            | 00:05:40           | 00:18:22               | 00:09:13             | 00:36:04              |
| M95    | 00:01:25            | 00:05:05            | 00:03:17           | 23:22:47               | 00:02:13             | 00:06:43              |
| M96    | 00:00:57            | 00:07:29            | 00:06:32           | 23:13:19               | 00:30:10             | 00:38:28              |
| M97    | 00:00:58            | 00:09:42            | 00:08:44           | 00:21:14               | 00:18:02             | 01:20:10              |

\* All units assigned to a response out of district that went enroute

| SHIFT | ASSIGNED TO ENROUTE | ASSIGNED TO ONSCENE | ENROUTE TO ONSCENE | HOSPITAL TO IN-SERVICE | AVERAGE ONSCENE TIME | AVERAGE INCIDENT TIME |
|-------|---------------------|---------------------|--------------------|------------------------|----------------------|-----------------------|
| A     | 00:00:55            | 00:08:43            | 00:07:47           | 00:39:21               | 00:12:13             | 00:40:14              |
| B     | 00:01:19            | 00:08:48            | 00:07:37           | 00:12:15               | 00:43:52             | 00:45:04              |
| C     | 00:01:08            | 00:06:56            | 00:05:49           | 00:21:40               | 00:22:28             | 00:37:35              |
| D     | 00:00:46            | 00:05:44            | 00:05:04           | 00:10:47               | 00:11:28             | 00:18:38              |





Division 11 Harris County Emerg Corps

# 911 STATISTICS REPORT FOR PERIOD 06-01-22 to 06-30-22

7/1/2022 8:50:07 AM Page 8 of 22

| INCIDENT REFUSAL TOTALS BY UNIT |    |    |    |    |    |    |    |    |    |    |    |    |    |    |    |    |    |    |    |    |    |    |    |    |    |    |    |    |    |    |       |
|---------------------------------|----|----|----|----|----|----|----|----|----|----|----|----|----|----|----|----|----|----|----|----|----|----|----|----|----|----|----|----|----|----|-------|
| UNIT                            | 01 | 02 | 03 | 04 | 05 | 06 | 07 | 08 | 09 | 10 | 11 | 12 | 13 | 14 | 15 | 16 | 17 | 18 | 19 | 20 | 21 | 22 | 23 | 24 | 25 | 26 | 27 | 28 | 29 | 30 | Total |
| EMS930                          | 1  | 1  | 2  |    | 2  |    | 1  |    |    | 2  |    | 1  | 1  | 1  |    |    |    |    |    | 1  |    |    |    |    |    | 2  |    |    |    |    | 16    |
| EMS980                          | 5  | 4  |    | 3  |    |    | 2  | 3  | 1  | 1  | 3  | 4  | 1  | 3  | 1  | 1  | 1  | 3  | 1  | 4  | 2  | 6  |    |    | 3  | 2  |    | 1  | 1  | 2  | 58    |
| M91                             | 3  | 1  |    |    | 1  |    | 2  |    | 1  | 3  | 2  | 2  |    | 1  | 3  | 2  | 1  | 3  | 2  | 1  | 3  | 2  | 4  | 1  | 2  |    | 1  | 1  | 1  | 2  | 38    |
| M92                             | 1  | 2  | 4  | 1  | 2  | 4  | 1  | 2  | 2  | 1  | 2  | 1  | 1  | 1  | 2  | 2  | 1  | 2  | 2  | 1  | 2  | 3  | 2  | 1  | 2  | 2  |    |    |    |    | 40    |
| M920                            | 2  | 1  | 2  | 1  | 1  | 4  | 1  | 2  | 2  | 3  | 1  | 1  | 1  | 1  | 2  | 2  | 1  | 2  | 2  | 1  | 1  | 1  | 1  | 1  | 1  |    |    |    |    | 32 |       |
| M93                             | 2  | 1  | 1  | 1  | 2  | 1  | 1  | 2  | 2  | 2  | 2  | 3  | 1  | 3  | 2  | 2  | 2  | 2  | 1  | 2  | 2  | 2  | 2  | 1  | 1  | 1  | 1  | 1  | 1  | 1  | 31    |
| M930                            |    |    |    |    |    |    |    |    |    |    |    |    |    |    | 1  |    |    |    |    | 1  |    |    |    |    |    |    |    |    |    | 7  |       |
| M931                            |    |    |    |    |    |    |    |    |    |    |    |    |    |    |    |    |    |    |    |    |    |    |    |    |    |    |    |    |    |    | 8     |
| M94                             | 1  | 1  | 2  | 5  | 1  | 2  | 2  | 2  | 1  |    | 3  | 2  | 2  | 1  | 1  | 1  | 3  | 1  | 5  | 3  | 1  | 1  | 1  | 1  | 2  | 1  | 3  | 2  | 1  | 2  | 49    |
| M940                            | 3  | 1  |    |    | 3  |    | 1  | 1  | 1  | 1  | 1  | 3  | 1  | 2  | 1  | 2  | 1  | 3  | 1  | 2  | 5  | 2  | 2  | 1  | 1  | 1  | 1  | 1  | 1  | 1  | 35    |
| M95                             | 1  | 2  | 3  | 2  | 1  | 4  | 3  | 1  | 3  | 1  | 4  | 2  | 2  | 2  | 2  | 2  | 2  | 2  | 1  | 2  | 2  | 3  | 1  | 3  | 4  | 1  | 1  | 1  | 1  | 1  | 48    |
| M96                             | 4  | 1  |    |    | 1  | 1  | 1  | 2  | 1  | 2  | 2  | 2  | 2  | 2  | 2  | 2  | 2  | 1  | 3  | 2  | 5  | 1  | 1  | 2  | 1  | 2  | 1  | 1  | 1  | 3  | 43    |
| M97                             | 1  | 1  | 2  | 2  | 1  | 2  | 1  | 2  | 1  | 1  | 1  | 3  | 1  | 1  | 1  | 3  | 2  | 1  | 1  | 1  | 2  | 1  | 2  | 1  | 2  | 2  | 2  | 2  | 1  | 1  | 38    |
| M980                            |    |    |    |    |    |    |    |    |    |    |    |    |    |    |    |    |    |    |    |    |    |    |    |    |    |    |    |    |    |    | 2     |
| Totals                          | 14 | 22 | 15 | 17 | 10 | 15 | 21 | 8  | 15 | 13 | 14 | 18 | 9  | 17 | 8  | 18 | 19 | 19 | 18 | 15 | 14 | 24 | 16 | 12 | 16 | 14 | 13 | 9  | 9  | 13 | 445   |

| INCIDENT REFUSAL TOTALS BY SHIFT |    |    |    |    |    |    |    |    |    |    |    |    |    |    |    |    |    |    |    |    |    |    |    |    |    |    |    |    |    |    |       |
|----------------------------------|----|----|----|----|----|----|----|----|----|----|----|----|----|----|----|----|----|----|----|----|----|----|----|----|----|----|----|----|----|----|-------|
| SHIFT                            | 01 | 02 | 03 | 04 | 05 | 06 | 07 | 08 | 09 | 10 | 11 | 12 | 13 | 14 | 15 | 16 | 17 | 18 | 19 | 20 | 21 | 22 | 23 | 24 | 25 | 26 | 27 | 28 | 29 | 30 | Total |
| A - Shift                        | 13 | 1  |    |    |    |    | 19 | 1  | 11 |    |    |    |    | 7  | 2  | 16 | 4  |    |    |    |    | 11 |    |    | 12 | 4  |    |    |    |    | 101   |
| B - Shift                        | 1  | 21 | 5  |    |    |    | 7  | 4  | 13 | 1  |    |    |    | 16 | 3  | 15 | 1  |    |    |    |    |    | 12 | 4  | 10 |    |    |    |    |    | 113   |
| C - Shift                        |    |    | 10 | 6  | 8  | 1  |    |    |    | 13 | 3  | 7  | 2  |    |    |    |    | 17 | 2  | 13 | 3  |    |    |    | 13 | 1  | 9  | 1  |    |    | 109   |
| D - Shift                        |    |    |    |    |    |    |    |    |    |    |    | 15 | 2  | 15 | 1  |    |    |    |    | 13 | 1  | 21 | 5  |    |    |    | 8  |    | 12 |    | 122   |
| Totals                           | 14 | 22 | 15 | 17 | 10 | 15 | 21 | 8  | 15 | 13 | 14 | 18 | 9  | 17 | 8  | 18 | 19 | 19 | 18 | 15 | 14 | 24 | 16 | 12 | 16 | 14 | 13 | 9  | 9  | 13 | 445   |

| INCIDENT REFUSAL REASON BY SHIFT |           |           |           |           |       |
|----------------------------------|-----------|-----------|-----------|-----------|-------|
| REFUSAL REASON                   | A - Shift | B - Shift | C - Shift | D - Shift | Total |
| Refusal AMA                      | 89        | 105       | 102       | 113       | 409   |
| Refusal Parental                 | 12        | 8         | 7         | 9         | 36    |
| Total                            | 101       | 113       | 109       | 122       | 445   |



Division 11 Harris County Emerg Corps

# 911 STATISTICS REPORT FOR PERIOD 06-01-22 to 06-30-22

7/1/2022 8:50:07 AM Page 9 of 22

| NATURE                        | NATURE SUMMARY BY UNIT |        |     |     |      |      |     |      |      |     |      |     |     |     | Total |      |
|-------------------------------|------------------------|--------|-----|-----|------|------|-----|------|------|-----|------|-----|-----|-----|-------|------|
|                               | EMS930                 | EMS980 | M91 | M92 | M920 | M921 | M93 | M930 | M931 | M94 | M940 | M95 | M96 | M97 |       | M980 |
| ALARMS COMMINDUST BLD         |                        |        |     |     |      |      |     |      |      |     |      |     |     |     |       | 1    |
| ALARMS RESIDENTIAL            |                        |        |     |     |      |      |     |      |      |     |      |     |     |     |       | 1    |
| ALLERGIC REACTION             |                        |        | 1   | 1   | 1    |      | 1   |      |      |     |      |     |     |     |       | 12   |
| ANIMAL BITE/A TTACK           |                        |        |     |     |      |      |     |      | 1    |     |      |     |     |     |       | 3    |
| ASSAULT                       | 1                      | 1      | 1   | 1   | 1    |      | 1   |      | 1    |     |      |     |     |     |       | 90   |
| AUTO-MOTORCYCLE               |                        |        |     |     |      |      |     |      |      |     |      |     |     |     |       | 1    |
| AUTO-PEDESTRIAN               |                        |        |     |     |      |      |     |      |      |     |      |     |     |     |       | 1    |
| BACK PAIN                     |                        |        |     |     |      |      |     |      |      |     |      |     |     |     |       | 2    |
| CARBON MONOXIDE/HAZMAT        |                        |        |     |     |      |      |     |      |      |     |      |     |     |     |       | 1    |
| CARDIAC                       |                        |        | 1   | 1   | 1    |      | 1   |      | 1    |     |      |     |     |     |       | 189  |
| CHOKING                       |                        |        | 1   | 1   | 1    |      | 1   |      | 1    |     |      |     |     |     |       | 14   |
| CITIZEN ASSIST                |                        |        |     |     |      |      |     |      |      |     |      |     |     |     |       | 3    |
| COMMERCIAL BUILDING FIRE      |                        |        | 1   | 1   | 1    |      | 1   |      | 1    |     |      |     |     |     |       | 9    |
| COMMERCIAL FIRE               |                        |        | 1   | 1   | 1    |      | 1   |      | 1    |     |      |     |     |     |       | 1    |
| CONVULSIONS/SEIZURES          | 1                      | 1      | 1   | 1   | 1    |      | 1   |      | 1    |     |      |     |     |     |       | 5    |
| CVA ABNORMAL BREATHING        |                        |        | 1   | 1   | 1    |      | 1   |      | 1    |     |      |     |     |     |       | 8    |
| CVA LOSS OF BALANCE           |                        |        | 1   | 1   | 1    |      | 1   |      | 1    |     |      |     |     |     |       | 1    |
| CVA NOT ALERT                 |                        |        | 1   | 1   | 1    |      | 1   |      | 1    |     |      |     |     |     |       | 12   |
| CVA PARALYSIS                 |                        |        | 1   | 1   | 1    |      | 1   |      | 1    |     |      |     |     |     |       | 5    |
| CVA SPEECH PROBLEM            |                        |        | 1   | 1   | 1    |      | 1   |      | 1    |     |      |     |     |     |       | 7    |
| CVA STROKE HISTORY            |                        |        | 1   | 1   | 1    |      | 1   |      | 1    |     |      |     |     |     |       | 2    |
| CVA VISION PROBLEMS           |                        |        | 1   | 1   | 1    |      | 1   |      | 1    |     |      |     |     |     |       | 1    |
| CVA WEAKNESS                  |                        |        | 1   | 1   | 1    |      | 1   |      | 1    |     |      |     |     |     |       | 6    |
| DIABETIC                      |                        |        | 1   | 1   | 1    |      | 1   |      | 1    |     |      |     |     |     |       | 28   |
| DIABETIC PROBLEMS             |                        |        | 1   | 1   | 1    |      | 1   |      | 1    |     |      |     |     |     |       | 5    |
| DROWNING                      |                        |        |     |     |      |      |     |      |      |     |      |     |     |     |       | 2    |
| EXPLOSION SINGLE-RESID        |                        |        | 1   | 1   | 1    |      | 1   |      | 1    |     |      |     |     |     |       | 1    |
| FALLS                         |                        |        | 1   | 1   | 1    |      | 1   |      | 1    |     |      |     |     |     |       | 11   |
| FLEET ACCDNT FD WITH INJURIES |                        |        | 1   | 1   | 1    |      | 1   |      | 1    |     |      |     |     |     |       | 1    |
| FULL ARREST                   |                        |        | 1   | 1   | 1    |      | 1   |      | 1    |     |      |     |     |     |       | 20   |
| GAS LEAK/ODOR RESID           |                        |        | 1   | 1   | 1    |      | 1   |      | 1    |     |      |     |     |     |       | 1    |
| HEADACHE                      |                        |        | 1   | 1   | 1    |      | 1   |      | 1    |     |      |     |     |     |       | 17   |
| HEART PROBLEMS/AICD           |                        |        | 1   | 1   | 1    |      | 1   |      | 1    |     |      |     |     |     |       | 1    |
| HEAT/COLD EXPOSURE            |                        |        | 1   | 1   | 1    |      | 1   |      | 1    |     |      |     |     |     |       | 4    |
| HEMORRHAGE/LACERATIONS        |                        |        | 1   | 1   | 1    |      | 1   |      | 1    |     |      |     |     |     |       | 5    |
| INJ. PARTY FROM A FALL        | 1                      | 1      | 1   | 1   | 1    |      | 1   |      | 1    |     |      |     |     |     |       | 111  |
| INJURED PARTY                 | 1                      | 1      | 1   | 1   | 1    |      | 1   |      | 1    |     |      |     |     |     |       | 42   |
| LG BRUSH/GRASS FIRE           |                        |        | 1   | 1   | 1    |      | 1   |      | 1    |     |      |     |     |     |       | 1    |
| LRG NON DWELLING FIRE         |                        |        | 1   | 1   | 1    |      | 1   |      | 1    |     |      |     |     |     |       | 1    |
| MAN DOWN                      |                        |        | 1   | 1   | 1    |      | 1   |      | 1    |     |      |     |     |     |       | 5    |



Division 11 Harris County Emergency Corps

911 STATISTICS REPORT FOR PERIOD 06-01-22 to 06-30-22

| NATURE                         | EMS930    | EMS880     | M91        | M92        | M920       | M921     | M93        | M930      | M931      | M94        | M940       | M95        | M96        | M97        | M980     | Total        |
|--------------------------------|-----------|------------|------------|------------|------------|----------|------------|-----------|-----------|------------|------------|------------|------------|------------|----------|--------------|
| MED CALL                       |           |            |            |            |            |          | 1          | 1         |           |            |            |            | 1          |            |          | 4            |
| MEDICAL ALARM                  |           | 1          | 1          | 1          |            |          |            |           |           |            |            |            |            |            |          | 9            |
| MEDICAL CALL                   | 1         | 1          | 1          | 1          | 1          | 1        | 1          | 1         | 1         | 1          | 1          | 1          | 1          | 1          | 1        | 516          |
| MOBILE/TRAILER FIRE            |           |            |            |            |            |          |            |           |           |            |            |            |            |            |          | 1            |
| MOTOR VEHICLE ACCIDENT         | 1         | 1          | 1          | 1          | 1          | 1        | 1          | 1         | 1         | 1          | 1          | 1          | 1          | 1          | 1        | 206          |
| MVA AUTO PED                   |           | 1          | 1          | 1          | 1          | 1        | 1          | 1         | 1         | 1          | 1          | 1          | 1          | 1          | 1        | 9            |
| MVA BIKE MOTORCYCLE            |           |            |            |            |            |          |            |           |           |            |            |            |            |            |          | 4            |
| MVA EJECTION                   |           | 1          |            |            |            |          |            |           |           |            |            |            |            |            |          | 1            |
| MVA ENTRAPMENT                 |           |            |            |            |            |          | 1          |           | 1         | 1          | 1          | 1          | 1          |            |          | 7            |
| MVA HIGH VELOCITY              |           |            |            |            |            |          |            | 1         | 1         | 1          | 1          | 1          | 1          |            |          | 8            |
| MVA NOT ALERT AB RESP          | 1         |            |            |            |            |          |            |           |           |            |            |            |            |            |          | 2            |
| MVA ROLL OVER                  | 1         | 1          | 1          | 1          | 1          | 1        | 1          | 1         | 1         | 1          | 1          | 1          | 1          |            |          | 12           |
| MVA TRAIN VS PERSON            |           | 1          |            |            |            |          |            |           |           |            |            |            |            |            |          | 1            |
| MVA UNCONSCIOUS                |           |            |            |            |            |          |            |           |           |            |            |            |            |            |          | 1            |
| MVA WITH ENTRAPMENT            |           |            |            |            |            |          |            |           |           | 1          |            |            |            |            |          | 1            |
| MVA WITH ROLLOVER              |           | 1          | 1          | 1          | 1          | 1        | 1          | 1         | 1         | 1          | 1          | 1          | 1          |            |          | 4            |
| O.B.                           |           | 1          | 1          | 1          | 1          | 1        | 1          | 1         | 1         | 1          | 1          | 1          | 1          | 1          | 1        | 24           |
| OVERDOSE                       |           | 1          | 1          | 1          | 1          | 1        | 1          | 1         | 1         | 1          | 1          | 1          | 1          | 1          | 1        | 30           |
| OVERDOSE/POISONING             |           | 1          | 1          | 1          | 1          | 1        | 1          | 1         | 1         | 1          | 1          | 1          | 1          | 1          | 1        | 10           |
| POSSIBLE D.O.A.                |           | 1          | 1          | 1          | 1          | 1        | 1          | 1         | 1         | 1          | 1          | 1          | 1          |            |          | 7            |
| POSSIBLE DOA                   |           |            |            |            |            |          |            |           |           |            |            |            |            |            |          | 1            |
| PSYCHIATRIC                    | 1         | 1          | 1          | 1          | 1          | 1        | 1          | 1         | 1         | 1          | 1          | 1          | 1          | 1          | 1        | 93           |
| RESIDENTIAL FIRE               |           | 1          | 1          | 1          | 1          | 1        | 1          | 1         | 1         | 1          | 1          | 1          | 1          | 1          | 1        | 13           |
| RESIDENTIAL FIRE MULT          |           |            |            |            |            |          |            |           |           |            |            |            |            |            |          | 2            |
| RESIDENTIAL FIRE MULTI         |           | 1          | 1          | 1          | 1          | 1        | 1          | 1         | 1         | 1          | 1          | 1          | 1          | 1          | 1        | 6            |
| RESPIRATORY                    |           | 1          | 1          | 1          | 1          | 1        | 1          | 1         | 1         | 1          | 1          | 1          | 1          | 1          | 1        | 188          |
| SEIZURES                       |           | 1          | 1          | 1          | 1          | 1        | 1          | 1         | 1         | 1          | 1          | 1          | 1          | 1          | 1        | 71           |
| SHOOTING                       |           |            |            |            |            |          |            |           |           |            |            |            |            |            |          | 1            |
| SML NON DWELLING FIRE          |           |            |            |            |            |          |            |           |           |            |            |            |            |            |          | 1            |
| STABBING                       |           |            |            |            |            |          |            |           |           |            |            |            |            |            |          | 1            |
| STABBING SHOOTING              |           | 1          | 1          | 1          | 1          | 1        | 1          | 1         | 1         | 1          | 1          | 1          | 1          | 1          | 1        | 19           |
| STROKE/CVA                     |           | 1          | 1          | 1          | 1          | 1        | 1          | 1         | 1         | 1          | 1          | 1          | 1          | 1          | 1        | 7            |
| STRUCTURE FIRE                 |           |            |            |            |            |          |            |           |           |            |            |            |            |            |          | 2            |
| STRUCTURE FIRE HIGH LIFE       |           | 1          |            |            |            |          |            |           |           |            |            |            |            |            |          | 2            |
| TRAILER HOUSE FIRE             |           | 1          |            |            |            |          |            |           |           |            |            |            |            | 1          |          | 1            |
| TRANS/INTERFAC/PALLIATIVE CARE |           |            |            |            |            |          |            |           |           |            |            |            |            |            |          | 3            |
| TRAUMATIC INJURIES (SPECIFIC)  |           | 1          | 1          | 1          | 1          | 1        | 1          | 1         | 1         | 1          | 1          | 1          | 1          | 1          | 1        | 8            |
| UNCONSCIOUS PARTY              |           | 1          | 1          | 1          | 1          | 1        | 1          | 1         | 1         | 1          | 1          | 1          | 1          | 1          | 1        | 159          |
| UNKNOWN PROBLEM                |           | 1          | 1          | 1          | 1          | 1        | 1          | 1         | 1         | 1          | 1          | 1          | 1          | 1          | 1        | 65           |
| <b>Totals</b>                  | <b>41</b> | <b>136</b> | <b>236</b> | <b>230</b> | <b>208</b> | <b>1</b> | <b>223</b> | <b>40</b> | <b>30</b> | <b>208</b> | <b>201</b> | <b>197</b> | <b>231</b> | <b>141</b> | <b>8</b> | <b>2,131</b> |



Division 11 Harris County Emerg Corps

# 911 STATISTICS REPORT FOR PERIOD 06-01-22 to 06-30-22

7/1/2022 8:50:07 AM Page 11 of 22

| LOCATION                                                                                         | INCIDENT LOCATION BY UNIT |            |            |            |            |            |           |           |            |            |            |            |            |          |              |  |  |  |  | Total |
|--------------------------------------------------------------------------------------------------|---------------------------|------------|------------|------------|------------|------------|-----------|-----------|------------|------------|------------|------------|------------|----------|--------------|--|--|--|--|-------|
|                                                                                                  | M930                      | M91        | M92        | M920       | M921       | M93        | M930      | M931      | M94        | M940       | M95        | M96        | M97        | M980     | Total        |  |  |  |  |       |
| Apartment                                                                                        | 5                         | 8          | 20         | 15         | 13         | 17         | 4         | 2         | 37         | 32         | 13         | 28         | 6          |          | 200          |  |  |  |  |       |
| Apur/Retail/SubDivision                                                                          | 2                         | 11         | 16         | 18         | 10         | 14         | 4         | 5         | 33         | 21         | 18         | 11         | 12         |          | 175          |  |  |  |  |       |
| Arena / Stadium                                                                                  |                           | 1          |            |            | 1          |            |           |           |            |            |            |            |            |          | 3            |  |  |  |  |       |
| Cultural building                                                                                |                           |            |            |            |            | 1          |           |           |            |            |            | 1          |            |          | 2            |  |  |  |  |       |
| Daycare center                                                                                   |                           |            |            |            | 1          |            |           |           |            |            |            |            |            |          | 1            |  |  |  |  |       |
| Dialysis Center                                                                                  |                           |            |            | 1          |            |            |           |           |            | 1          |            |            |            |          | 1            |  |  |  |  |       |
| Factory                                                                                          |                           |            |            |            |            |            |           |           |            |            |            |            |            |          | 2            |  |  |  |  |       |
| Health care provider office                                                                      |                           |            | 1          |            |            | 1          | 1         |           |            | 2          |            |            | 1          |          | 6            |  |  |  |  |       |
| Hospital                                                                                         |                           |            |            | 1          |            |            |           |           |            |            | 1          |            |            |          | 2            |  |  |  |  |       |
| Hospital/Clinic                                                                                  |                           |            |            |            |            |            |           |           |            |            |            |            |            | 1        | 1            |  |  |  |  |       |
| Hotel/ Motel                                                                                     |                           |            |            |            |            |            |           |           |            |            |            |            |            |          | 3            |  |  |  |  |       |
| LTAC/Rehab/Specialty Hospital                                                                    |                           | 1          |            |            |            |            | 1         |           |            | 1          |            |            |            |          | 3            |  |  |  |  |       |
| Middle school                                                                                    |                           |            |            |            |            |            |           |           |            |            |            |            |            | 2        | 3            |  |  |  |  |       |
| Mobile home                                                                                      |                           | 6          | 12         | 9          | 12         |            |           |           | 9          | 3          | 2          | 12         | 8          | 1        | 74           |  |  |  |  |       |
| Nursing home                                                                                     | 1                         |            | 6          |            |            | 3          |           |           | 2          |            |            | 2          | 1          | 1        | 16           |  |  |  |  |       |
| Nursing Home/Asst Living/SNF                                                                     |                           |            | 2          |            |            |            |           |           | 1          | 1          |            | 1          |            |          | 5            |  |  |  |  |       |
| Other                                                                                            |                           | 1          | 1          |            |            |            |           |           | 2          | 1          |            | 1          | 1          |          | 7            |  |  |  |  |       |
| Other ambulatory health services establishments                                                  |                           |            | 1          |            | 2          |            |           | 1         | 1          | 1          |            | 1          | 1          |          | 8            |  |  |  |  |       |
| Other paved roadways                                                                             |                           |            |            |            |            | 1          |           |           |            |            |            | 1          |            |          | 2            |  |  |  |  |       |
| Other recreation area                                                                            |                           |            |            |            |            |            |           |           |            |            |            |            | 1          |          | 2            |  |  |  |  |       |
| Other specified industrial and construction area                                                 |                           |            |            |            |            |            |           |           |            |            |            |            |            |          | 1            |  |  |  |  |       |
| Other specified public building                                                                  | 1                         |            | 2          | 5          | 1          |            | 1         |           |            | 3          | 3          | 1          | 2          | 1        | 23           |  |  |  |  |       |
| Prison                                                                                           |                           |            |            |            | 1          |            |           |           |            |            |            |            |            |          | 8            |  |  |  |  |       |
| Private commercial establishments                                                                | 1                         | 3          | 8          | 6          | 12         | 11         | 1         | 1         | 2          | 8          | 2          | 4          | 3          | 1        | 63           |  |  |  |  |       |
| Private garage of single-family (private) house                                                  |                           |            |            |            |            |            |           |           |            | 3          | 1          | 1          |            |          | 6            |  |  |  |  |       |
| Public park                                                                                      |                           |            |            | 1          |            |            |           |           |            | 1          |            |            |            |          | 2            |  |  |  |  |       |
| Railroad track                                                                                   |                           |            | 1          |            |            |            |           |           |            |            |            |            |            |          | 1            |  |  |  |  |       |
| Religious institution                                                                            |                           |            |            |            |            |            |           |           |            | 1          |            |            |            |          | 3            |  |  |  |  |       |
| School / Childcare Facility                                                                      |                           |            |            |            |            |            |           |           |            |            |            |            | 1          |          | 2            |  |  |  |  |       |
| Service areas                                                                                    |                           |            |            |            |            |            |           |           |            |            |            |            |            |          | 1            |  |  |  |  |       |
| Single-family non-institutional (private) house                                                  |                           | 67         | 128        | 129        | 116        | 128        | 23        | 14        | 86         | 89         | 127        |            | 79         | 2        | 872          |  |  |  |  |       |
| Single-family non-institutional (private) house as the place of occurrence of the external cause | 13                        |            |            |            |            |            |           |           |            |            |            | 135        |            |          | 265          |  |  |  |  |       |
| Sports and athletics area as the place of occurrence of the external cause                       |                           |            |            |            |            |            |           |           |            |            |            |            | 1          |          | 1            |  |  |  |  |       |
| Station - Walk-Ins                                                                               | 1                         |            | 1          | 1          |            |            |           |           | 3          | 1          |            | 1          |            |          | 8            |  |  |  |  |       |
| Street and Highway                                                                               | 17                        | 38         | 22         | 26         | 21         |            | 4         |           | 24         | 22         | 22         |            | 14         | 1        | 167          |  |  |  |  |       |
| Street and highway                                                                               |                           |            |            |            |            | 22         | 4         | 4         |            | 22         |            | 22         |            |          | 92           |  |  |  |  |       |
| Swimming pool (public)                                                                           |                           |            |            |            | 1          |            |           |           |            |            |            |            |            |          | 1            |  |  |  |  |       |
| TDCJ Facility                                                                                    |                           | 1          |            |            |            |            |           |           |            |            |            |            |            |          | 1            |  |  |  |  |       |
| Unspecified non-institutional (private) residence                                                |                           |            | 12         | 18         | 13         | 23         |           | 1         | 4          | 7          | 5          | 5          | 1          |          | 89           |  |  |  |  |       |
| Unspecified residential institution                                                              |                           |            | 2          |            | 2          | 2          | 1         | 2         |            |            | 2          |            |            |          | 11           |  |  |  |  |       |
| Warehouse Facilities                                                                             |                           |            |            |            | 1          |            |           |           |            |            |            |            |            |          | 1            |  |  |  |  |       |
| Worship/ Church                                                                                  |                           |            |            |            |            |            |           |           |            |            |            | 1          |            |          | 1            |  |  |  |  |       |
| <b>Total</b>                                                                                     | <b>41</b>                 | <b>136</b> | <b>236</b> | <b>230</b> | <b>209</b> | <b>223</b> | <b>40</b> | <b>30</b> | <b>208</b> | <b>201</b> | <b>197</b> | <b>231</b> | <b>141</b> | <b>8</b> | <b>2,132</b> |  |  |  |  |       |



Division 11 Harris County Emerg Corps

# 911 STATISTICS REPORT FOR PERIOD 06-01-22 to 06-30-22

7/1/2022 8:50:07 AM Page 12 of 22

| INCIDENT LOCATION BY SHIFT                                                 |            |            |            |            |              |              |
|----------------------------------------------------------------------------|------------|------------|------------|------------|--------------|--------------|
| LOCATION                                                                   | A - Shift  | B - Shift  | C - Shift  | D - Shift  | Total        | Total        |
| Apartment                                                                  | 51         | 48         | 46         | 55         | 200          | 200          |
| Apt/Retail/SubDivision                                                     | 44         | 44         | 45         | 41         | 174          | 174          |
| Arena / Stadium                                                            |            | 1          |            | 2          | 3            | 3            |
| Cultural building                                                          |            | 1          | 1          |            | 2            | 2            |
| Daycare center                                                             | 1          |            |            |            | 1            | 1            |
| Dialysis Center                                                            |            | 1          | 1          |            | 2            | 2            |
| Factory                                                                    |            | 1          |            |            | 1            | 1            |
| Health care provider office                                                |            | 3          | 3          |            | 6            | 6            |
| Hospital                                                                   | 1          |            |            | 1          | 2            | 2            |
| Hospital/Clinic                                                            |            |            |            | 1          | 1            | 1            |
| Hotel/ Motel                                                               |            |            | 2          | 1          | 3            | 3            |
| LTAC/Rehab/Specialty Hospital                                              |            | 2          | 1          |            | 3            | 3            |
| Middle school                                                              |            | 1          |            |            | 1            | 1            |
| Mobile home                                                                | 11         | 19         | 24         | 20         | 74           | 74           |
| Nursing home                                                               | 8          | 1          | 4          | 3          | 16           | 16           |
| Nursing Home/Asst Living/SNF                                               | 1          | 1          | 2          | 1          | 5            | 5            |
| Other                                                                      |            | 1          | 3          | 3          | 7            | 7            |
| Other ambulatory health services establishments                            | 5          | 2          |            | 1          | 8            | 8            |
| Other paved roadways                                                       |            |            | 1          | 1          | 2            | 2            |
| Other recreation area                                                      | 1          |            |            |            | 1            | 1            |
| Other specified industrial and construction area                           |            | 1          |            |            | 1            | 1            |
| Other specified public building                                            | 4          | 6          | 6          | 7          | 23           | 23           |
| Prison                                                                     | 1          | 3          | 3          | 1          | 8            | 8            |
| Private commercial establishments                                          | 14         | 9          | 24         | 16         | 63           | 63           |
| Private garage of single-family (private) house                            | 1          | 2          | 2          | 1          | 6            | 6            |
| Public park                                                                |            |            | 1          | 1          | 2            | 2            |
| Railroad track                                                             |            |            | 1          |            | 1            | 1            |
| Religious institution                                                      |            | 2          |            | 1          | 3            | 3            |
| School / Childcare Facility                                                |            |            |            | 2          | 2            | 2            |
| Service areas                                                              |            |            |            | 1          | 1            | 1            |
| Single-family non-institutional (private) house                            | 254        | 257        | 321        | 304        | 1,136        | 1,136        |
| Sports and athletics area as the place of occurrence of the external cause | 1          |            |            |            | 1            | 1            |
| Station - Walk-ins                                                         | 2          | 2          | 3          | 1          | 8            | 8            |
| Street and Highway                                                         |            | 65         | 57         | 75         | 197          | 197          |
| Street and highway                                                         | 62         |            |            |            | 62           | 62           |
| Swimming pool (public)                                                     |            | 1          |            |            | 1            | 1            |
| TDCJ Facility                                                              |            |            |            |            |              |              |
| Unspecified non-institutional (private) residence                          | 22         | 21         | 20         | 26         | 89           | 89           |
| Unspecified residential institution                                        | 2          | 3          | 3          | 3          | 11           | 11           |
| Warehouse Facilities                                                       | 1          |            |            |            | 1            | 1            |
| Worship/ Church                                                            |            | 1          |            |            | 1            | 1            |
| <b>Total</b>                                                               | <b>487</b> | <b>499</b> | <b>575</b> | <b>569</b> | <b>2,130</b> | <b>2,130</b> |



Division 11 Harris County Emerg Corps

# 911 STATISTICS REPORT FOR PERIOD 06-01-22 to 06-30-22

7/1/2022 8:50:07 AM Page 13 of 22

## PATIENT TRANSPORTS BY UNIT

| UNIT   | 01 | 02 | 03 | 04 | 05 | 06 | 07 | 08 | 09 | 10 | 11 | 12 | 13 | 14 | 15 | 16 | 17 | 18 | 19 | 20 | 21 | 22 | 23 | 24 | 25 | 26 | 27 | 28 | 29 | 30  | Total |
|--------|----|----|----|----|----|----|----|----|----|----|----|----|----|----|----|----|----|----|----|----|----|----|----|----|----|----|----|----|----|-----|-------|
| EMS930 | 1  | 3  | 1  | 0  | 0  | 3  | 2  | 2  | 1  | 2  | 1  | 3  | 0  | 1  | 2  | 1  | 2  | 0  | 4  | 1  | 3  | 1  | 2  | 4  | 4  | 3  | 1  | 0  | 2  | 4   | 20    |
| EMS980 | 1  | 2  | 3  | 2  | 4  | 2  | 2  | 2  | 2  | 2  | 2  | 3  | 1  | 2  | 2  | 1  | 2  | 0  | 4  | 1  | 3  | 1  | 2  | 4  | 4  | 3  | 1  | 2  | 4  | 62  |       |
| M91    | 0  | 5  | 6  | 6  | 5  | 9  | 7  | 4  | 5  | 2  | 5  | 6  | 8  | 5  | 5  | 5  | 4  | 10 | 7  | 6  | 4  | 4  | 2  | 6  | 7  | 6  | 4  | 5  | 3  | 156 |       |
| M92    | 6  | 5  | 5  | 5  | 3  | 8  | 4  | 6  | 6  | 5  | 5  | 8  | 6  | 5  | 5  | 3  | 3  | 3  | 3  | 6  | 7  | 1  | 4  | 4  | 5  | 6  | 7  | 4  | 9  | 151 |       |
| M920   | 4  | 5  | 8  | 3  | 4  | 6  | 4  | 4  | 6  | 5  | 2  | 4  | 6  | 7  | 5  | 2  | 4  | 3  | 6  | 6  | 5  | 3  | 6  | 2  | 4  | 6  | 5  | 5  | 6  | 139 |       |
| M921   |    |    |    |    |    |    |    |    |    |    |    |    |    |    |    |    | 1  |    |    |    |    |    |    |    |    |    |    |    |    | 1   |       |
| M93    | 7  | 9  | 5  | 7  | 4  | 7  | 8  | 5  | 4  | 5  | 5  | 5  | 5  | 4  | 4  | 4  | 4  | 4  | 7  | 8  | 7  | 3  | 3  | 6  | 2  | 8  | 6  | 4  | 7  | 162 |       |
| M930   |    |    |    | 1  |    | 2  | 3  | 3  |    | 2  |    |    |    | 3  |    |    |    |    |    | 3  |    | 2  |    |    |    |    | 1  | 3  | 2  | 22  |       |
| M931   |    |    |    |    |    |    |    |    |    |    |    |    |    |    |    |    | 3  | 5  | 3  |    |    |    | 3  | 6  | 1  |    |    |    |    | 21  |       |
| M94    | 3  | 3  | 5  | 1  | 6  | 3  | 4  | 5  | 5  | 3  | 9  | 4  | 4  | 4  | 4  | 4  | 4  | 6  | 2  | 6  | 4  | 4  | 5  | 3  | 4  | 5  | 3  | 5  | 2  | 123 |       |
| M940   | 5  | 3  | 5  | 4  | 8  | 5  | 5  | 6  | 3  | 2  | 6  | 5  | 4  | 5  | 3  | 5  | 3  | 7  | 3  | 2  | 5  | 5  | 4  | 4  | 7  | 5  | 6  | 4  | 7  | 140 |       |
| M95    | 3  | 3  | 4  | 4  | 7  | 4  | 3  | 6  | 2  | 4  | 5  | 5  | 3  | 3  | 5  | 3  | 4  | 2  | 5  | 2  | 3  | 5  | 4  | 3  | 5  | 1  | 3  | 4  | 3  | 114 |       |
| M96    | 8  | 5  | 6  | 6  | 8  | 6  | 4  | 6  | 6  | 4  | 5  | 6  | 5  | 2  | 8  | 3  | 5  | 4  | 8  | 8  | 5  | 5  | 6  | 4  | 4  | 4  | 5  | 5  | 8  | 164 |       |
| M97    | 1  | 1  | 3  | 0  | 4  | 4  | 2  | 3  | 4  | 2  | 4  | 4  | 0  | 1  | 1  | 4  | 2  | 3  | 5  | 4  | 3  | 1  | 1  | 4  | 3  | 5  | 4  | 5  | 4  | 83  |       |
| M980   |    |    |    |    |    | 4  |    |    |    |    |    |    |    |    |    |    |    |    |    |    |    |    |    |    |    |    |    |    |    | 7   |       |
| Totals | 39 | 44 | 51 | 39 | 53 | 58 | 46 | 50 | 45 | 35 | 50 | 52 | 40 | 43 | 45 | 37 | 41 | 40 | 53 | 53 | 51 | 34 | 42 | 42 | 44 | 48 | 49 | 43 | 60 | 38  | 1,365 |

## PATIENT TRANSPORTS BY SHIFT

| SHIFT     | 01 | 02 | 03 | 04 | 05 | 06 | 07 | 08 | 09 | 10 | 11 | 12 | 13 | 14 | 15 | 16 | 17 | 18 | 19 | 20 | 21 | 22 | 23 | 24 | 25 | 26 | 27 | 28 | 29 | 30    | Total |
|-----------|----|----|----|----|----|----|----|----|----|----|----|----|----|----|----|----|----|----|----|----|----|----|----|----|----|----|----|----|----|-------|-------|
| A - Shift | 32 | 2  |    |    |    | 41 | 9  | 34 | 6  |    |    |    |    | 39 | 4  | 38 | 9  |    |    |    |    | 39 | 4  | 39 | 12 |    |    |    |    | 308   |       |
| B - Shift | 7  | 42 | 7  |    |    |    | 41 | 11 | 29 | 13 |    |    |    |    | 33 | 3  | 31 | 8  |    |    |    |    | 38 | 5  | 36 | 2  |    |    |    | 306   |       |
| C - Shift |    |    | 44 | 7  | 43 | 11 |    |    |    | 37 | 10 | 30 | 3  |    |    | 45 | 11 | 43 | 3  |    |    |    |    |    |    | 47 | 5  | 52 | 3  | 394   |       |
| D - Shift |    |    |    | 32 | 10 | 47 | 5  |    |    |    |    | 42 | 10 | 40 | 6  |    |    |    |    | 42 | 8  | 31 | 3  |    |    |    | 38 | 8  | 35 | 357   |       |
| Totals    | 39 | 44 | 51 | 39 | 53 | 58 | 46 | 50 | 45 | 35 | 50 | 52 | 40 | 43 | 45 | 37 | 41 | 40 | 53 | 53 | 51 | 34 | 42 | 44 | 48 | 49 | 43 | 60 | 38 | 1,365 |       |





Division 11 Harris County Emerg Corps

# 911 STATISTICS REPORT FOR PERIOD 06-01-22 to 06-30-22

7/1/2022 8:50:07 AM Page 14 of 22

| TRANSPORT DESTINATION SUMMARY BY UNIT |                                                    | M91       | M92       | M920       | M921       | M93        | M930     | M931       | M94       | M940      | M95        | M96        | M97        | M980      | Total        |
|---------------------------------------|----------------------------------------------------|-----------|-----------|------------|------------|------------|----------|------------|-----------|-----------|------------|------------|------------|-----------|--------------|
| EMSS30                                | EMS880                                             |           |           |            |            |            |          |            |           |           |            |            |            |           |              |
|                                       | ADVANCE DERMATOLOGY                                |           |           |            |            |            |          |            |           |           |            |            |            |           | 1            |
|                                       | BEN TAUB HOSPITAL                                  | 1         |           | 2          |            | 3          |          | 1          |           |           | 1          | 1          | 2          |           | 11           |
|                                       | CHI ST LUKE'S MEDICAL CENTER                       |           |           |            |            | 1          |          |            |           |           |            |            |            |           | 1            |
|                                       | CHI ST LUKE'S VINTAGE                              | 3         | 6         | 2          | 4          | 44         | 6        | 4          | 5         |           | 3          | 34         | 1          |           | 132          |
|                                       | CHI ST LUKE'S WOODLANDS                            |           |           | 1          |            |            |          |            |           |           | 1          |            |            |           | 3            |
|                                       | CHI ST LUKE'S HEALTH                               | 1         |           |            |            |            |          |            |           |           |            |            | 1          |           | 2            |
|                                       | CONROE REGIONAL MEDICAL CTR                        | 1         |           |            |            |            |          |            |           |           |            |            |            |           | 1            |
|                                       | CYPRESS CREEK 24 HR ER                             |           |           |            |            |            |          |            |           |           |            | 1          |            |           | 1            |
|                                       | CYPRESS CREEK HOSPITAL                             |           |           |            |            |            |          |            |           |           |            |            |            |           | 7            |
|                                       | HCA ER 247 WILLOWBROOK                             | 2         |           | 1          |            | 3          |          |            | 1         |           |            |            |            |           | 6            |
|                                       | HCA HOUSTON HEALTHCARE NORTHWEST                   |           |           |            |            | 4          |          |            |           |           |            |            |            |           | 4            |
|                                       | HCA HOUSTON NORTH CYPRESS                          | 3         | 13        | 12         | 18         | 21         | 3        | 3          | 2         | 3         | 69         | 25         | 2          | 4         | 231          |
|                                       | HCA KINGWOOD MEDICAL CENTER                        |           |           |            |            | 1          |          |            | 2         | 6         |            |            |            |           | 14           |
|                                       | HOUSTON METHODIST THE WOODLANDS                    |           |           |            |            |            |          |            |           |           |            |            |            |           | 1            |
|                                       | KINGWOOD EMERGENCY CENTER                          | 1         |           | 1          | 4          | 1          |          |            |           | 7         | 1          |            | 3          |           | 18           |
|                                       | KINGWOOD MEDICAL CENTER                            | 2         |           | 21         | 20         |            |          |            | 25        | 36        | 3          |            | 22         |           | 129          |
|                                       | LYNDON B JOHNSON GENERAL HOSPITAL                  | 11        | 10        | 23         | 24         | 6          | 1        | 1          | 16        | 14        | 1          | 3          | 5          |           | 115          |
|                                       | MD ANDERSON CANCER CENTER                          | 1         |           |            |            |            |          |            |           |           |            |            |            |           | 1            |
|                                       | MEMORIAL HERMANN 24-HR EMERGENCY CARE              | 1         |           |            |            |            |          |            |           |           |            |            |            |           | 1            |
|                                       | MEMORIAL HERMANN GREATER HEIGHTS                   | 1         | 3         | 5          | 1          | 1          |          | 1          |           |           |            | 6          |            |           | 23           |
|                                       | MEMORIAL HERMANN HOSPITAL                          | 2         | 2         | 1          | 1          |            |          |            | 2         | 1         | 3          | 2          | 1          |           | 16           |
|                                       | MEMORIAL HERMANN NORTHEAST                         | 3         | 15        | 6          | 62         | 2          |          | 60         | 65        | 9         | 1          | 1          | 33         | 2         | 311          |
|                                       | MEMORIAL HERMANN SUMMER CREEK EMERGENCY DEPARTMENT |           |           |            |            |            |          | 5          | 3         |           |            |            | 6          |           | 14           |
|                                       | MEMORIAL HERMANN WOODLANDS                         |           |           |            |            |            |          |            |           |           |            |            |            |           | 30           |
|                                       | METHODIST HOSPITAL                                 |           |           |            |            |            |          |            |           |           |            |            |            |           | 1            |
|                                       | METHODIST WILLOWBROOK                              | 5         | 3         | 27         | 11         | 4          | 64       | 10         | 1         | 1         | 7          | 74         | 2          |           | 217          |
|                                       | METHODIST WOODLANDS HOSPITAL                       |           |           |            |            |            |          |            |           |           |            |            |            |           | 18           |
|                                       | ST JOSEPH'S HOSPITAL                               | 1         |           |            |            |            |          |            |           |           |            |            |            |           | 2            |
|                                       | TEXAS CHILDRENS HOSPITAL                           |           |           |            |            |            |          |            |           |           |            |            |            |           | 11           |
|                                       | TEXAS CHILDRENS THE WOODLANDS CAMPUS               | 3         |           |            |            |            |          |            |           |           |            |            |            |           | 38           |
|                                       | THE WOMAN'S HOSPITAL OF TEXAS                      |           |           |            |            |            |          |            |           |           |            |            |            |           | 2            |
|                                       | TOMBALL REGIONAL HOSPITAL                          |           |           |            |            |            |          |            |           |           |            |            |            |           | 2            |
|                                       | VETERANS AFFAIRS MEDICAL CENTER                    |           |           |            |            |            |          |            |           |           |            |            |            |           | 4            |
|                                       | <b>Totals</b>                                      | <b>20</b> | <b>62</b> | <b>155</b> | <b>151</b> | <b>139</b> | <b>1</b> | <b>162</b> | <b>22</b> | <b>21</b> | <b>123</b> | <b>140</b> | <b>164</b> | <b>83</b> | <b>1,365</b> |



Division 11 Harris County Emerg Corps

# 911 STATISTICS REPORT FOR PERIOD 06-01-22 to 06-30-22

7/1/2022 8:50:07 AM Page 15 of 22

D:\HHMM\SS

**AVERAGE HOSPITAL TO IN-SERVICE TIME**

All units assigned to a response that went enroute in district, NO mutual aid responses

| Location Name                                      | Transports   | Average Duration | Longest Duration  | Total Time At Hospital |
|----------------------------------------------------|--------------|------------------|-------------------|------------------------|
| ADVANCE DERMINTOLOGY                               | 1            | 0:00:34:23       | 0:00:34:23        | 0:00:34:23             |
| BEN TAUB HOSPITAL                                  | 11           | 0:00:28:40       | 0:00:48:00        | 0:05:15:20             |
| CHI ST LUKE'S MEDICAL CENTER                       | 1            | 0:00:26:16       | 0:00:26:16        | 0:00:26:16             |
| CHI ST LUKE'S VINTAGE                              | 132          | 0:00:32:19       | 0:01:05:53        | 2:23:05:48             |
| CHI ST LUKE'S WOODLANDS                            | 3            | 0:00:31:28       | 0:00:41:23        | 0:01:34:24             |
| CHI ST. LUKE'S HEALTH                              | 2            | 0:00:48:27       | 0:00:56:36        | 0:01:36:54             |
| CONROE REGIONAL MEDICAL CTR                        | 1            | 0:01:49:33       | 0:01:49:33        | 0:01:49:33             |
| CYPRESS CREEK 24 HR ER                             | 1            | 0:00:15:03       | 0:00:15:03        | 0:00:15:03             |
| CYPRESS CREEK HOSPITAL                             | 7            | 0:00:11:14       | 0:00:20:13        | 0:01:18:44             |
| HCA ER 247 WILLOWBROOK                             | 6            | 0:00:23:59       | 0:00:32:05        | 0:02:23:54             |
| HCA HOUSTON HEALTHCARE NORTHWEST                   | 231          | 0:00:36:00       | 0:02:07:10        | 5:18:01:24             |
| HCA HOUSTON NORTH CYPRESS                          | 1            | 0:00:21:12       | 0:00:21:12        | 0:00:21:12             |
| HCA KINGWOOD MEDICAL CENTER                        | 14           | 0:00:33:59       | 0:00:57:08        | 0:07:55:56             |
| HOUSTON METHODIST THE WOODLANDS                    | 1            | 0:00:27:52       | 0:00:27:52        | 0:00:27:52             |
| KINGWOOD EMERGENCY CENTER                          | 18           | 0:00:35:21       | 0:00:57:05        | 0:10:36:24             |
| KINGWOOD MEDICAL CENTER                            | 129          | 0:00:32:56       | 0:01:19:32        | 2:22:49:45             |
| LYNDON B. JOHNSON GENERAL HOSPITAL                 | 115          | 0:00:31:53       | 0:01:10:24        | 2:13:08:13             |
| MID ANDERSON CANCER CENTER                         | 1            | 0:00:19:48       | 0:00:19:48        | 0:00:19:48             |
| MEMORIAL HERMANN 24-HR EMERGENCY CARE              | 1            | 0:00:30:33       | 0:00:30:33        | 0:00:30:33             |
| MEMORIAL HERMANN GREATER HEIGHTS                   | 23           | 0:00:42:14       | 0:01:10:26        | 0:16:11:24             |
| MEMORIAL HERMANN HOSPITAL                          | 16           | 0:00:41:41       | 0:00:53:59        | 0:11:07:02             |
| MEMORIAL HERMANN NORTHEAST                         | 311          | 0:00:37:05       | <b>0:03:29:15</b> | 8:00:15:43             |
| MEMORIAL HERMANN SUMMER CREEK EMERGENCY DEPARTMENT | 14           | 0:00:23:02       | 0:00:47:16        | 0:05:22:39             |
| MEMORIAL HERMANN WOODLANDS                         | 30           | 0:00:40:28       | 0:01:59:35        | 0:20:14:00             |
| METHODIST HOSPITAL                                 | 1            | 0:00:24:01       | 0:00:24:01        | 0:00:24:01             |
| METHODIST WILLOWBROOK                              | 217          | 0:00:40:09       | 0:02:01:31        | 6:01:16:08             |
| METHODIST WOODLANDS HOSPITAL                       | 18           | 0:00:38:07       | 0:01:00:32        | 0:11:26:17             |
| ST JOSEPH'S HOSPITAL                               | 2            | 0:01:15:27       | 0:02:10:50        | 0:02:30:54             |
| TEXAS CHILDRENS HOSPITAL                           | 11           | 0:00:29:22       | 0:00:46:11        | 0:05:23:12             |
| TEXAS CHILDRENS THE WOODLANDS CAMPUS               | 38           | 0:00:27:21       | 0:00:51:32        | 0:17:19:35             |
| THE WOMAN'S HOSPITAL OF TEXAS                      | 2            | 0:00:37:25       | 0:00:39:13        | 0:01:14:51             |
| TOMBALL REGIONAL HOSPITAL                          | 2            | 0:00:27:47       | 0:00:31:19        | 0:00:55:35             |
| VETERANS AFFAIRS MEDICAL CENTER                    | 4            | 0:00:27:00       | 0:00:37:27        | 0:01:48:00             |
| <b>Totals</b>                                      | <b>1,365</b> |                  |                   |                        |



Division 11 Harris County Emerg Corps

# 911 STATISTICS REPORT FOR PERIOD 06-01-22 to 06-30-22

7/1/2022 8:50:07 AM Page 16 of 22

| NO TRANSPORT DISPOSITION |           | M91       | M92       | M920      | M93       | M930      | M931      | M94       | M940      | M95       | M96       | M97       | M980     | Total      |
|--------------------------|-----------|-----------|-----------|-----------|-----------|-----------|-----------|-----------|-----------|-----------|-----------|-----------|----------|------------|
| Accidental Activation    |           |           | 1         |           | 1         |           |           |           |           |           | 1         |           | 1        | 4          |
| Alternative Disposition  |           |           |           |           |           |           |           |           |           |           |           |           |          | 1          |
| Call Cancelled           |           | 2         | 1         | 2         | 1         |           |           | 1         |           | 1         |           |           |          | 10         |
| Call Complete            | 1         | 8         | 8         | 2         | 1         |           |           | 2         | 2         | 3         | 4         | 1         |          | 28         |
| Call Reassigned          |           | 3         | 8         | 13        | 4         |           |           | 4         | 7         | 2         | 3         | 1         |          | 51         |
| Call Referred            | 1         | 8         | 8         | 4         | 6         | 2         | 1         | 8         | 5         | 5         | 5         | 5         |          | 60         |
| Call Unfounded           |           | 1         | 2         | 2         | 1         |           |           | 2         | 2         | 2         | 1         |           |          | 11         |
| Death on Scene           |           | 4         | 3         |           | 1         | 1         |           | 2         | 1         | 3         | 2         |           |          | 17         |
| Disregard                |           | 6         | 9         | 11        | 15        | 4         | 1         | 13        | 11        | 10        | 7         | 8         |          | 106        |
| Disregard by Alarm Co    |           |           |           |           |           |           |           |           |           |           |           |           | 1        | 1          |
| Duplicate Call           |           |           |           |           |           |           |           |           |           |           |           |           | 1        | 1          |
| Fire - Call Complete     |           | 1         |           |           | 1         |           |           |           |           |           |           |           |          | 2          |
| No Medical               |           | 1         |           | 2         | 1         | 1         |           |           |           | 1         |           |           |          | 6          |
| No Patient Contact       |           | 2         | 5         | 4         | 3         | 2         |           | 3         | 1         | 6         | 2         | 2         |          | 32         |
| Patient Gone on Arrival  | 1         | 1         | 3         | 1         |           |           |           |           |           |           |           |           |          | 5          |
| Public Assist Only       |           | 2         |           |           |           |           |           | 2         | 1         |           |           |           |          | 5          |
| Refusal AMA              | 15        | 32        | 39        | 29        | 30        | 6         | 6         | 45        | 28        | 45        | 40        | 36        | 2        | 406        |
| Refusal Parental         | 1         | 6         | 1         | 3         | 1         | 1         | 2         | 3         | 6         | 3         | 3         | 2         |          | 36         |
| Unspecified              | 5         | 10        | 15        | 18        | 11        | 3         | 10        | 11        | 11        | 5         | 4         | 4         |          | 117        |
| <b>Totals</b>            | <b>24</b> | <b>91</b> | <b>95</b> | <b>91</b> | <b>77</b> | <b>21</b> | <b>10</b> | <b>83</b> | <b>75</b> | <b>86</b> | <b>75</b> | <b>61</b> | <b>3</b> | <b>899</b> |



Division 11 Harris County Emerg Corps

# 911 STATISTICS REPORT FOR PERIOD 06-01-22 to 06-30-22

7/1/2022 8:50:07 AM Page 17 of 22

| INCIDENT DISPOSITION SUMMARY BY UNIT |           | EMS930     | EMS980     | M91        | M92        | M920     | M921       | M93       | M930      | M931       | M94        | M940       | M95        | M96        | M97      | M980         | Total |
|--------------------------------------|-----------|------------|------------|------------|------------|----------|------------|-----------|-----------|------------|------------|------------|------------|------------|----------|--------------|-------|
| Accidental Activation                |           |            |            | 1          |            |          |            | 1         |           |            |            |            |            |            |          |              | 3     |
| Alternative Disposition              |           |            |            |            |            |          |            |           |           |            |            |            |            |            |          |              | 1     |
| Call Cancelled                       |           |            |            | 1          |            | 2        |            |           |           |            |            |            | 2          |            | 1        |              | 12    |
| Call Complete                        | 20        | 61         | 159        | 149        | 141        | 1        | 1          | 153       | 22        | 20         | 121        | 139        | 113        | 166        | 83       | 6            | 1,354 |
| Call Reassigned                      |           | 1          | 1          | 1          | 2          |          |            |           |           | 2          |            |            | 1          |            |          |              | 8     |
| Call Referred                        | 1         | 1          | 8          | 8          | 4          |          | 6          | 2         | 2         | 1          | 8          | 4          | 5          | 5          | 5        |              | 58    |
| Call Unfounded                       |           |            | 1          | 2          | 2          |          | 1          |           |           |            | 2          | 2          | 2          | 1          |          |              | 11    |
| Death on Scene                       |           |            | 4          | 3          |            |          | 1          | 1         | 1         |            | 2          | 1          | 3          | 2          |          |              | 17    |
| Disregard                            |           | 11         | 6          | 9          | 11         |          | 14         | 4         | 4         | 1          | 12         | 10         | 10         | 7          | 8        |              | 103   |
| Disregard by Alarm Co                |           |            |            |            |            |          |            |           |           |            |            |            |            |            |          |              | 1     |
| Fire - Call Complete                 |           |            | 1          |            |            |          | 1          |           |           |            |            |            |            |            |          |              | 2     |
| No Medical                           |           |            | 1          |            | 2          |          | 1          | 1         |           |            |            |            | 1          |            |          |              | 6     |
| No Patient Contact                   |           | 1          | 2          | 5          | 4          |          | 3          | 2         | 2         |            | 3          | 1          | 6          | 1          | 2        |              | 31    |
| Patient Gone on Arrival              |           |            |            | 3          | 1          |          |            |           |           |            |            |            |            |            |          |              | 5     |
| Public Assist Only                   |           |            | 2          |            |            |          |            |           |           |            | 2          | 1          |            |            |          |              | 5     |
| Refusal IAMA                         | 15        | 53         | 30         | 38         | 29         |          | 30         | 6         | 6         | 45         | 29         | 45         | 40         | 36         |          | 1            | 403   |
| Refusal Parental                     | 1         | 4          | 6          | 1          | 3          |          | 1          | 1         | 1         | 2          | 3          | 6          | 3          | 3          | 2        |              | 36    |
| Unspecified                          | 3         | 2          | 14         | 9          | 7          |          | 9          | 1         | 1         | 9          | 8          | 6          | 2          | 4          |          | 1            | 75    |
| <b>Totals</b>                        | <b>41</b> | <b>136</b> | <b>236</b> | <b>230</b> | <b>208</b> | <b>1</b> | <b>223</b> | <b>40</b> | <b>30</b> | <b>208</b> | <b>201</b> | <b>197</b> | <b>231</b> | <b>141</b> | <b>8</b> | <b>2,131</b> |       |



Division 11

Harris County Emerg Corps

# 911 STATISTICS REPORT FOR PERIOD 06-01-22 to 06-30-22

7/1/2022 8:30:07 AM Page 18 of 22

## MUTUAL AID PROVIDED BY YOUR DISTRICT

| Incident ID | Date       | Time     | Shift | Unit | Problem                | Provided To       | Map  | Call Disposition      |
|-------------|------------|----------|-------|------|------------------------|-------------------|------|-----------------------|
| 22-06-26478 | 06/02/2022 | 13:51:21 | B     | M97  | 9E01 FULL ARREST       | Atascocita FD     | 376H | CALL COMPLETE         |
| 22-06-26689 | 06/03/2022 | 15:08:29 | C     | M97  | CONVULSIONS/SEIZURES   | HC-Agency Unknown | 335Z | CALL COMPLETE         |
| 22-06-27649 | 06/08/2022 | 19:40:51 | B     | M97  | 14C01 DROWNING         | Atascocita FD     | 376M | CALL COMPLETE         |
| 22-06-28789 | 06/14/2022 | 21:57:21 | D     | M940 | CONVULSIONS/SEIZURES   | HC-Agency Unknown | 375F | CALL COMPLETE         |
| 22-06-29047 | 06/16/2022 | 15:25:53 | B     | M94  | RESPIRATORY            | HC-Agency Unknown | 336S | CALL COMPLETE         |
| 22-06-29049 | 06/16/2022 | 15:51:44 | B     | M95  | HEAT/COLD EXPOSURE     | HC-Agency Unknown | 335Z | CALL COMPLETE         |
| 22-06-29049 | 06/16/2022 | 15:51:44 | B     | M940 | HEAT/COLD EXPOSURE     | HC-Agency Unknown | 335Z | CALL COMPLETE         |
| 22-06-29049 | 06/16/2022 | 15:51:44 | B     | M94  | HEAT/COLD EXPOSURE     | HC-Agency Unknown | 335Z | CALL COMPLETE         |
| 22-06-29164 | 06/17/2022 | 08:51:02 | A     | M94  | 4A02A ASSAULT          | HC-Agency Unknown | 450M | CALL OUT OF TERRITORY |
| 22-06-29412 | 06/18/2022 | 14:46:28 | B     | M94  | UNCONSCIOUS PARTY      | HC-Agency Unknown | 375L | CALL COMPLETE         |
| 22-06-30032 | 06/21/2022 | 16:18:58 | C     | M97  | 20D01H MEDICAL CALL    | Atascocita FD     | 377K | CALL COMPLETE         |
| 22-06-30770 | 06/25/2022 | 14:52:58 | A     | M97  | 6D02A RESPIRATORY      | Atascocita FD     | 378A | CALL COMPLETE         |
| 22-06-31457 | 06/29/2022 | 10:01:08 | C     | M94  | 31C1 UNCONSCIOUS PARTY | Atascocita FD     | 377E | CALL COMPLETE         |
| 22-06-31715 | 06/30/2022 | 17:53:00 | D     | M97  | UNCONSCIOUS PARTY      | Atascocita FD     | 376M | CALL CANCELLED        |

Total Mutual Aid Responses Provided By Your District: 12



Division 11 Harris County Emerg Corps

# 911 STATISTICS REPORT FOR PERIOD 06-01-22 to 06-30-22

7/1/2022 8:50:07 AM Page 19 of 22

| CUMULATIVE TIME BY SHIFT - 06-01-22 to 06-30-22 |          |                  |          |           |          |          | * DD:HH:MM |
|-------------------------------------------------|----------|------------------|----------|-----------|----------|----------|------------|
| SHIFT                                           | INCIDENT | ENROUTE TO SCENE | ONSCENE  | TRANSPORT | HOSPITAL | STAGING  |            |
| A - Shift                                       | 00:23:36 | 00:02:30         | 00:05:29 | 00:04:48  | 00:10:27 | 00:00:12 |            |
| B - Shift                                       | 00:16:48 | 00:01:47         | 00:03:39 | 00:03:20  | 00:07:49 | 00:00:03 |            |
| C - Shift                                       | 01:07:42 | 00:03:11         | 00:07:38 | 00:06:31  | 00:14:01 | 00:00:27 |            |
| D - Shift                                       | 01:10:04 | 00:03:41         | 00:09:44 | 00:06:14  | 00:13:58 | 00:00:12 |            |
| CUMULATIVE TIME BY UNIT - 06-01-22 to 06-30-22  |          |                  |          |           |          |          | * DD:HH:MM |
| SHIFT                                           | INCIDENT | ENROUTE TO SCENE | ONSCENE  | TRANSPORT | HOSPITAL | STAGING  |            |
| M91                                             | 00:15:48 | 00:01:30         | 00:03:45 | 00:02:50  | 00:07:33 | 00:00:00 |            |
| M92                                             | 00:11:25 | 00:01:06         | 00:02:20 | 00:03:15  | 00:04:36 | 00:00:00 |            |
| M920                                            | 00:08:44 | 00:00:45         | 00:01:56 | 00:01:47  | 00:04:07 | 00:00:00 |            |
| M93                                             | 00:09:26 | 00:01:08         | 00:02:20 | 00:01:42  | 00:04:08 | 00:00:12 |            |
| M94                                             | 00:11:43 | 00:01:07         | 00:03:05 | 00:02:10  | 00:05:12 | 00:00:03 |            |
| M940                                            | 00:13:39 | 00:01:44         | 00:03:54 | 00:02:32  | 00:05:17 | 00:00:14 |            |
| M95                                             | 00:07:16 | 00:00:54         | 00:02:28 | 00:01:06  | 00:02:40 | 00:00:00 |            |
| M96                                             | 00:18:47 | 00:01:31         | 00:04:37 | 00:04:01  | 00:08:21 | 00:00:12 |            |
| M97                                             | 00:09:19 | 00:01:21         | 00:02:02 | 00:01:29  | 00:04:18 | 00:00:13 |            |



Division 11 Harris County Emerg Corps

# 911 STATISTICS REPORT FOR PERIOD 06-01-22 to 06-30-22

7/1/2022 8:50:07 AM Page 20 of 22

## CALL TAKING INCIDENTS SUMMARY BY SHIFT - 06-01-22 to 06-30-22

| Call Taker           | A - Shift  | B - Shift  | C - Shift  | D - Shift  | Total        |
|----------------------|------------|------------|------------|------------|--------------|
| Adam, Estela         | 14         | 16         | 32         | 18         | 80           |
| Barber, Jane P       | 12         |            | 16         |            | 28           |
| Barney, Pat          | 8          | 20         | 15         | 12         | 55           |
| Bates, Jennifer      | 51         | 4          | 11         | 7          | 73           |
| Bell, Andrea         |            |            | 1          |            | 1            |
| Carpenter, Kelli     | 20         | 44         | 43         | 29         | 136          |
| Charles, Lauren      | 6          | 6          | 13         | 18         | 43           |
| Cordova, Carlos      | 8          | 25         |            | 52         | 85           |
| Davis, Tammie        | 18         |            |            |            | 18           |
| Feldman, Ian         |            | 10         |            |            | 10           |
| Gaitan, Katherine    | 41         | 39         | 39         | 25         | 144          |
| Gonzalez, Alvaro     | 25         | 8          | 20         | 5          | 58           |
| Harris, Precious     | 34         | 23         | 41         | 68         | 166          |
| Harrison, Kearstyn   | 28         | 34         | 33         | 52         | 147          |
| Hernandez, Angelina  | 16         | 31         | 26         | 37         | 110          |
| Kirby, Justin        |            | 1          | 2          | 1          | 4            |
| Martinez, Michelle   | 29         | 17         | 20         | 8          | 74           |
| Osorio, Tara         | 42         | 24         | 61         | 50         | 177          |
| Parks, Jessica       | 11         | 6          | 22         | 15         | 54           |
| Posada, Alejandro    |            | 13         | 22         |            | 35           |
| Rodriguez, Jennifer  | 1          | 32         | 9          | 16         | 58           |
| Ruiz, Ashley         | 26         | 16         | 12         | 33         | 87           |
| Saenz, Riva          | 14         | 30         | 15         | 9          | 68           |
| Schmidt, Amy         | 1          | 2          | 2          | 24         | 29           |
| Scott, Robert T      | 28         | 20         | 21         | 1          | 70           |
| Silva, Jimmy         |            |            | 1          |            | 1            |
| Turner, Shemekia     | 25         | 23         | 16         | 37         | 101          |
| Walls, Moraya        | 28         | 52         | 86         | 50         | 196          |
| Whittridge, Jennifer | 1          | 3          | 16         | 2          | 22           |
| <b>Total</b>         | <b>487</b> | <b>499</b> | <b>575</b> | <b>569</b> | <b>2,130</b> |



Division 11 Harris County Emerg Corps

# 911 STATISTICS REPORT FOR PERIOD 06-01-22 to 06-30-22

7/1/2022 8:50:07 AM Page 21 of 22

## CALL TAKING TIME AVERAGES SUMMARY BY SHIFT - 06-01-22 to 06-30-22

| Call Taker           | A - Shift | B - Shift | C - Shift | D - Shift |
|----------------------|-----------|-----------|-----------|-----------|
| Adam, Estela         | 00:02:54  | 00:02:46  | 00:02:46  | 00:02:42  |
| Barber, Jane P       | 00:03:57  |           | 00:06:25  |           |
| Barney, Pat          | 00:05:59  | 00:04:19  | 00:04:19  | 00:03:45  |
| Bates, Jennifer      | 00:05:47  | 00:05:22  | 00:05:33  | 00:06:27  |
| Bell, Andrea         |           |           | 00:01:54  |           |
| Carpenter, Kelli     | 00:03:23  | 00:03:54  | 00:04:03  | 00:04:43  |
| Charles, Lauren      | 00:04:47  | 00:04:36  | 00:04:08  | 00:04:09  |
| Cordova, Carlos      | 00:07:53  | 00:06:57  |           | 00:06:21  |
| Davis, Tammie        | 00:06:14  |           |           |           |
| Feldman, Ian         |           | 00:05:00  |           |           |
| Gaitan, Katherine    | 00:03:43  | 00:05:01  | 00:04:18  | 00:05:15  |
| Gonzalez, Alvaro     | 00:05:25  | 00:05:47  | 00:04:24  | 00:04:16  |
| Harris, Precious     | 00:04:42  | 00:04:33  | 00:04:34  | 00:04:58  |
| Harrison, Kearslyn   | 00:05:50  | 00:05:11  | 00:05:41  | 00:05:44  |
| Hernandez, Angelina  | 00:05:21  | 00:04:56  | 00:05:52  | 00:05:30  |
| Kirby, Justin        |           | 00:00:29  | 00:00:31  | 00:00:38  |
| Martinez, Michelle   | 00:05:30  | 00:04:22  | 00:05:46  | 00:05:37  |
| Osorio, Tara         | 00:05:46  | 00:06:21  | 00:05:49  | 00:05:33  |
| Parks, Jessica       | 00:04:56  | 00:04:50  | 00:04:46  | 00:04:17  |
| Posada, Alejandro    |           | 00:07:01  | 00:04:51  |           |
| Rodriguez, Jennifer  | 00:00:20  | 00:03:39  | 00:03:07  | 00:03:40  |
| Ruiz, Ashley         | 00:03:34  | 00:04:14  | 00:03:39  | 00:04:41  |
| Saenz, Riva          | 00:05:52  | 00:05:25  | 00:06:34  | 00:05:01  |
| Schmidt, Amy         | 00:04:03  | 00:02:29  | 00:01:33  | 00:03:23  |
| Scott, Robert T      | 00:05:32  | 00:04:47  | 00:04:33  | 00:03:07  |
| Silva, Jimmy         |           |           | 00:00:18  |           |
| Turner, Shemekia     | 00:05:13  | 00:04:22  | 00:05:34  | 00:04:18  |
| Walls, Moraya        | 00:04:52  | 00:05:27  | 00:04:53  | 00:05:23  |
| Whittredge, Jennifer | 00:00:26  | 00:05:46  | 00:04:21  | 00:02:02  |





Division 11 Harris County Emerg Corps

# 911 STATISTICS REPORT FOR PERIOD 06-01-22 to 06-30-22

7/1/2022 8:50:07 AM Page 22 of 22

## CUMULATIVE CALL TAKING TIME SUMMARY BY SHIFT - 06-01-22 to 06-30-22

| Call Taker          | A - Shift | B - Shift | C - Shift | D - Shift |
|---------------------|-----------|-----------|-----------|-----------|
| Adam, Estela        | 00:40:45  | 00:44:16  | 01:28:51  | 00:48:50  |
| Barber, Jane P      | 00:47:27  |           | 01:42:47  |           |
| Barney, Pat         | 00:47:55  | 01:26:21  | 01:04:52  | 00:45:06  |
| Bates, Jennifer     | 04:55:00  | 00:21:28  | 01:01:07  | 00:45:09  |
| Bell, Andrea        |           |           | 00:01:54  |           |
| Carpenter, Kelli    | 01:07:56  | 02:51:38  | 02:54:18  | 02:17:09  |
| Charles, Lauren     | 00:28:46  | 00:27:41  | 00:53:47  | 01:14:49  |
| Cordova, Carlos     | 01:03:06  | 02:54:04  |           | 05:30:16  |
| Davis, Tammie       | 01:52:25  |           |           |           |
| Feldman, Ian        |           | 00:50:07  |           |           |
| Gaitan, Katherine   | 02:32:24  | 03:15:55  | 02:47:59  | 02:11:20  |
| Gonzalez, Alvaro    | 02:15:30  | 00:46:17  | 01:28:19  | 00:21:24  |
| Harris, Precious    | 02:39:54  | 01:44:44  | 03:07:28  | 05:38:09  |
| Harrison, Kearsyn   | 02:43:36  | 02:56:29  | 03:07:56  | 04:58:38  |
| Hernandez, Angelina | 01:25:36  | 02:33:25  | 02:32:41  | 03:23:46  |
| Kirby, Justin       |           | 00:00:29  | 00:01:03  | 00:00:38  |
| Martinez, Michelle  | 02:39:42  | 01:14:20  | 01:55:20  | 00:44:57  |
| Osorio, Tara        | 04:02:36  | 02:32:42  | 05:55:00  | 04:38:19  |
| Parks, Jessica      | 00:54:24  | 00:29:00  | 01:45:09  | 01:04:16  |
| Posada, Alejandro   |           | 01:31:17  | 01:46:50  |           |
| Rodriguez, Jennifer | 00:00:20  | 01:57:07  | 00:28:06  | 00:58:48  |
| Ruiz, Ashley        | 01:32:55  | 01:07:54  | 00:43:54  | 02:34:43  |
| Saenz, Riva         | 01:22:13  | 02:42:37  | 01:38:37  | 00:45:10  |
| Schmidt, Amy        | 00:04:03  | 00:04:58  | 00:03:07  | 01:21:26  |
| Scott, Robert T     | 02:35:22  | 01:35:55  | 01:35:45  | 00:03:07  |
| Silva, Jimmy        |           |           | 00:00:18  |           |
| Turner, Shemekia    | 02:10:35  | 01:40:43  | 01:29:17  | 02:39:34  |
| Walls, Moraya       | 02:16:19  | 04:44:05  | 05:22:28  | 04:25:18  |
| Whitledge, Jennifer | 00:00:26  | 00:17:20  | 01:09:38  | 00:04:04  |