



Harris County Emergency Services District 1

2800 Aldine Bender Road
Houston, Texas 77032

**REGULAR BOARD MEETING
March 22, 2022
ROLL CALL OF COMMISSIONERS**

APPROVED

Document approved by Harris County ESD-1
Board of Commissioners

By a Majority Vote

on 3-22-22 (Date)

[Signature]
President of ESD-1

[Signature]
Secretary of ESD-1

TREAS. SERNA

CATHY SUNDAY, PRESIDENT

SHIRLEY REED, VICE PRESIDENT *VIA PHONE*

FRED SCIBUOLA, TREASURER

VIRGINIA BAZAN, SECRETARY

PETE SERNA, ASSISTANT TREASURER

CARYN PAPANTONAKIS, LEGAL COUNSEL TO BOARD *SICK*

MELISSA MORTON, CPA TO THE BOARD

~~~~~

JEREMY HYDE, HCEC PRESIDENT

HEATH WHITE, HCEC VP OF OPERATIONS

KEIR VERNON, HCEC VP OF ADMINISTRATION *SICK*

MARK SMITH, HCEC GENERAL COUNSEL *VIA PHONE*



**Harris County Emergency Services District 1**  
2800 Aldine Bender Road  
Houston, Texas 77032

**REGULAR BOARD OF COMMISSIONERS MEETING**  
**March 22, 2022**  
**SIGN-IN SHEET**

PAUL KULLMAN - AG/CM

Eli Washington - AG/CM



HARRIS COUNTY EMERGENCY SERVICES DISTRICT #1

BOARD OF COMMISSIONERS
REGULAR MEETING

Meeting Date: Tuesday, March 22, 2022
Meeting Time: 9:00 a.m.
Posting Date: Tuesday, March 15, 2022

Location: 2800 Aldine Bender Road
Houston, Texas 77032

AGENDA

- 1. Call to order
2. Moment of Silence and Pledge of Allegiance
3. Roll Call of Commissioners
4. Adoption of agenda
5. Open Forum\*
6. Open Comments from the Board of Commissioners
7. Review and possibly approve all Meeting Minutes
8. Report from Building Committee
9. Possible action on Building Committee report
10. Discuss and possibly approve the Morton Accounting Services' monthly report and authorize payment of bills
11. Possible action on The Morton Accounting Services' monthly report
12. Discuss and possibly approve survey for real property at 2947 Washington
13. Discuss and possibly approve interlocal agreement with Brazoria County ESD #3
14. Harris County Emergency Corps Report (JH)
15. Possible action on Harris County Emergency Corps Report
16. Adjourn to closed session
a. Meeting closed for the purposes to deliberate the appointment, employment, evaluation, reassignment, duties, discipline, or dismissal of a public employee, up to and including Commissioners, Executive Director, Director(s) and potential appointees to the Board of Commissioners - Tex. Gov't Code § 551.074(a) (1).
b. Confer with attorney re: pending or threatened litigation - Tex. Gov't Code § 551.071(1) (A).
c. Receive advice from attorney regarding legal issues - Tex. Gov't Code § 551.071(2).
d. Discussion regarding the purchase, exchange, lease, or value of real property - Tex. Gov't Code § 551.072.
17. Possible action on closed session
18. Announce next Board meeting
19. Adjourn

APPROVED
Document approved by Harris County ESD-1
Board of Commissioners
By a Majority Vote
on 3-22-22 (Date)
President of ESD-1
Secretary of ESD-1

HARRIS COUNTY EMERGENCY SERVICES
DISTRICT #1

[Signature]

Caryn Papantonakis
Attorney for the District



SEAL

\*Persons wishing to speak before the board may speak one time only and will be limited to 5 minutes per speaker



**APPROVED**

Document approved by Harris County ESD-1  
Board of Commissioners

By a Majority Vote

on 3-22-22 (Date)

  
President of ESD-1

  
Secretary of ESD-1

Harris County Emergency Services District 1  
2800 Aldine Bender Road  
Houston, Texas 77032  
Page 1 of 4

**HARRIS COUNTY EMERGENCY SERVICES DISTRICT #1  
BOARD OF COMMISSIONERS  
REGULAR MEETING  
MINUTES – February 28, 2022**

1. **Call to Order:** Cathy Sunday called the meeting to order at 9:00 am.
2. **Moment of Silence and Pledge of Allegiance:** Cathy Sunday called for a moment of silence and followed with the Pledge of Allegiance at 9:01 am.
3. **Roll Call of Commissioners:** Present at call to order were HCESD-1 Commissioners: President Cathy Sunday, Vice President Shirley Reed (via phone), Treasurer Fred Scibuola, Asst. Treasurer Pete Serna, and Melissa Morton with The Morton Accounting Services along with Legal Counsel Caryn Papantonakis. Also present were Harris County Emergency Corps (HCEC) personnel: President Jeremy Hyde, VP of Operations, Heath White, VP of Administration, Keir Vernon, Director of Community Relations, Monty Northern, and Executive Administrative Asst. Michelle Sterling along with Legal Counsel Mark Smith. Guests present were Regina Adams with Radcliffe Bobbitt Adams Polley PLLC and Chris Majors and Spencer Clark of AG/CM. Secretary Virginia Bazan not present.
4. **Adoption of Agenda:** Fred Scibuola made a motion to adopt the agenda as presented. Motion carried.
5. **Open Forum:** None.
6. **Open Comments from the Board of Commissioners:** None.
7. **Review and possibly approve all Meeting Minutes:** Motion to approve all meeting minutes was made by Pete Serna. Motion carried.
8. **Report from Building Committee:** Mr. Hyde met with Spencer Clark of AG/CM on February 1 to work through the steps to move forward. They determined that the future projects, being simple, that the design build will be fast track. AG/CM is the best option to represent us in the opinion of the building committee. AG/CM has engineers and architects on board which is required by law. The purchase of Station 96 land is the first step. Mr. Fred Scibuola mentioned that it was discussed that Jeremy will be the point of contact. Mrs. Cathy Sunday stated that they will work closely with HCEC's Director of Maintenance, Willie Sanders, as well. Motion to approve the building committee report was made by Pete Serna. Motion carried.
9. **Possible action on Building Committee report:** None.
10. **Discuss and possibly approve The Morton Accounting Services' monthly report and authorize payment of bills:** At the beginning of January, the Harris County Emergency Services District No 1 (HCESD No 1) beginning Operating Fund Balance was \$17,252,103. During the month, HCESD No 1 received \$5,941,881 in revenue – the majority of which came from the county tax receipts. HCESD No 1 processed \$826,309 in disbursements during the month. 89% of this balance are payments to HCEC for monthly services (\$739,237). The ending balance as of January 31, 2022 is \$22,367,675. During January, the opening balance for the Texas Class investment account was \$3,569. We received \$0.04 in interest. The current interest rate is 0.033%. The ending balance for November was \$3,569. The invoices pending board approval total \$1,659,091. Motion made to approve The Morton Accounting Services' monthly report and authorize payment of bills was made by Fred Scibuola. Motion carried.

11. **Possible action on The Morton Accounting Services' monthly report:** None.
12. **Discuss and possibly approve 2021 audit engagement letter:** Mrs. Melissa Morton is getting ready to start the audit on March 21. There is a slight change in fee compared to last year but it fell within the budget allowed at approximately \$18,700. Motion to approve 2021 audit engagement letter and hire Carr, Riggs, and Ingram was made by Pete Serna. Motion carried.
13. **Discuss and possibly approve purchase of real property:** Mr. Hyde worked with Mark Smith and Caryn Papantonakis on this prior to the meeting. Station 96 will be sold to HCESD No 1 in the amount of \$175,000 which is what HCEC previously paid. Mr. Smith has a contract which has a 180 day period for HCESD No 1 to complete all tasks prior to purchase which may include appraisal, environmental, etc. Mrs. Papantonakis thinks the appraisal will exceed the sale price but it is noted that the sell price will stay the same regardless. Mr. Smith stated that he removed the requirement of earnest money due to the long term relationship between HCEC and HCESD No 1. Motion to grant the authorization of General Counsel, Caryn Papantonakis, to finalize contract for the sale of property at a maximum price of \$175,000 per the terms was made by Fred Scibuola. Motion carried.
14. **Discuss and possibly approve Construction Management firm for future stations 93 and 96:** Mr. Clark stated that the plan is to do the design build delivery method. This will be a package that includes an architect and general contractor in one. They will work hand in hand with the design team. The first step is to sit down with the building committee and Willie to discuss likes and dislikes of previous buildings to decide on design implementation so that AG/CM can start the initial program phase. Mr. Clark believes we are in a good position and can see where the market is at once the design phase starts and then make decisions on purchasing materials early or later depending on pricing fluctuations. Motion to approve AG/CM as construction management firm for Station 93 and 96 with an estimated cost of \$259,140 was made by Pete Serna. Motion carried.
15. **Harris County Emergency Corps Report:** HCEC report was given by Mr. Hyde as follows:
  - HCEC responded to 2034 911 calls this month, compared to 2124 in the previous month. Response time is 9:02.
  - HCEC held a Stop the Bleed training event with the Aldine ISD nurses with a grant from East Aldine District. Monty Northern stated that social media posts have reached outside areas who are interested in training as well.
  - Our Trimester Continuing Education is being held this week for all of our credentialed medical providers.
  - Several HCEC Paramedics attended a cadaver lab in San Antonio to practice their advanced skills.
  - Monty Northern is now our new Director of Community Relations.
  - Vehicle Accidents last month: 1 (minor)
  - Vehicle Maintenance Reports last month: 16
16. **Possible action on Harris County Emergency Corps Report:** None.
17. **Adjourn to closed session:** None.
18. **Possible action on closed session:** None.
19. **Announce next Board meeting:** The Regular Board of Commissioners meeting will be held on Tuesday, March 22, 2022 at 9:00 am.

20. **Adjourn:** Pete Serna made a motion to adjourn. Motion carried. Meeting adjourned at 10:20 am.

**Supplemental Agenda  
Election Agenda**

1. **Election Agenda:**

- a. **Update on May 7, 2022 Directors Election matters, and take necessary actions on same:** Regina Adams stated there were no opposing candidates. Cathy Sunday, Shirley Reed, and Virginia Bazan are all deemed elected to the Board. Ms. Adams has notified the county that there will be no election so there will be no costs from the county. Paperwork was given to Fred Scibuola and Cathy Sunday to be signed.
- b. **Adopt Order Declaring Unopposed Candidates Election Office and canceling Election, if applicable:** Motion to declare unopposed candidates and cancel election was made by Fred Scibuola. Seconded by Pete Serna. Motion carried.

**APPROVED**  
Document approved by Harris County ESD-1  
Board of Commissioners  
By a Majority Vote  
on 2-22-22 (Date)  
  
President of ESD-1  
  
Secretary of ESD-1  
TREN SHERA



**HCESD No 1 Monthly Financial Report Summary  
March Board Meeting  
Tuesday, March 22, 2022**

At the beginning of February, the Harris County Emergency Services District No 1 (HCESD No 1) beginning Operating Fund Balance was \$22,367,675. During the month, HCESD No 1 received \$6,190,736 in revenue – the majority of which came from the county tax receipts. HCESD No 1 processed \$1,659,091 in disbursements during the month. 97% of this balance are payments to HCEC for monthly services (\$1,606,381). The ending balance as of February 28, 2022 is \$26,899,321.

During February, the opening balance for the Texas Class investment account was \$3,569. We received \$0.05 in interest. The current interest rate is 0.038%. The ending balance for February was \$3,569. See page 3 for “Investment” Report.

The invoices pending board approval total \$2,276,835. See page 4 for “Unpaid Bills Detail” report.

**APPROVED**

Document approved by Harris County ESD-1  
Board of Commissioners  
By a Majority Vote

on 3-22-22 (Date)

  
\_\_\_\_\_  
President of ESD-1

  
\_\_\_\_\_  
Secretary of ESD-1

  
TREASURER



**Harris County ESD No 1  
General Operating Fund  
As of February 28, 2022**

**General Operating Fund**

**BEGINNING BALANCE:** 22,367,675.22

**REVENUE**

|                      |              |                            |                     |
|----------------------|--------------|----------------------------|---------------------|
| Deposits             | 6,185,757.00 | Tax and Receivable Revenue |                     |
| Interest             | 4,979.25     | Savings Interest           |                     |
| Interest             | 0.05         | Texpool Interest           |                     |
| <b>Total Revenue</b> |              |                            | <b>6,190,736.30</b> |

**DISBURSEMENTS**

|                            |                                  |              |                            |
|----------------------------|----------------------------------|--------------|----------------------------|
| ACH                        | Caryn Papantonakis               | 6,000.00     | Legal                      |
| ACH                        | Fred Scibuola                    | 600.00       | Commissioner Reimbursement |
| ACH                        | HCEC                             | 1,606,381.00 | Monthly Payment            |
| ACH                        | Shirley Reed                     | 1,050.00     | Commissioner Reimbursement |
| ACH                        | Harris County Appraisal District | 35,989.00    | 2nd Qtr Assessment         |
| ACH                        | Radcliffe Bobbitt Adams Polley   | 3,919.53     | Legal                      |
| ACH                        | Oak Interactive LLC              | 450.00       | Website Maint              |
| ACH                        | The Morton Accounting Service    | 4,701.27     | CPA                        |
| <b>Total Disbursements</b> |                                  |              | <b>1,659,090.80</b>        |

**ENDING BALANCE:** **26,899,320.72**

**2/28/2022**

| <b>LOCATION OF ASSETS</b>    | <b>Interest Rate</b> | <b>Balance</b>       |
|------------------------------|----------------------|----------------------|
| Prosperity Operating         |                      | 64,236.39            |
| Prosperity Money Mkt         | 0.2500%              | 26,831,515.16        |
| Texas Class                  | 0.0380%              | 3,569.17             |
| <b>Total Account Balance</b> |                      | <b>26,899,320.72</b> |

Harris County Emergency Services District #1  
 Quarterly Investment Report  
 Monthly Fiscal Year 2022  
 February 28, 2022

| Transaction Date |                   | General Fund<br>Texas Class |
|------------------|-------------------|-----------------------------|
| 2/1/2022         | Beginning Balance | \$ 3,569.12                 |
| 2/28/2022        | Withdrawals       |                             |
| 2/28/2022        | Deposits          | -                           |
| 2/28/2022        | Interest 0.038%   | 0.05                        |
| 2/28/2022        | Ending Balance    | \$ 3,569.17                 |

The investments for the District for the period are in compliance with the Public Funds Investment Act, the District's investment policy and the District's investment strategy.

Investment Officer: 

**Harris County ESD No. 1 - GOF**  
**Unpaid Bills Detail**  
As of March 21, 2022

| <u>Type</u>                           | <u>Date</u> | <u>Num</u>     | <u>Memo</u>                       | <u>Due Date</u> | <u>Open Balance</u>        |
|---------------------------------------|-------------|----------------|-----------------------------------|-----------------|----------------------------|
| <b>Caryn Papantonakis</b>             |             |                |                                   |                 |                            |
| Bill                                  | 03/11/2022  |                | Legal Fees                        | 03/21/2022      | 6,000.00                   |
| Total Caryn Papantonakis              |             |                |                                   |                 | 6,000.00                   |
| <b>Fred A Scibuola</b>                |             |                |                                   |                 |                            |
| Bill                                  | 03/15/2022  | March 14 Reimb | Mar 2022 Reimbursement            | 03/25/2022      | 600.00                     |
| Total Fred A Scibuola                 |             |                |                                   |                 | 600.00                     |
| <b>HCEC</b>                           |             |                |                                   |                 |                            |
| Bill                                  | 12/31/2021  |                | Dec 2021                          | 01/10/2022      | 878,388.00                 |
| Bill                                  | 02/28/2022  | 2534           | Feb 2022                          | 03/10/2022      | 1,386,112.00               |
| Total HCEC                            |             |                |                                   |                 | 2,264,500.00               |
| <b>Oak Interactive, LLC</b>           |             |                |                                   |                 |                            |
| Bill                                  | 02/28/2022  | 13172          | Monthly Website Maintenance - Feb | 03/10/2022      | 450.00                     |
| Total Oak Interactive, LLC            |             |                |                                   |                 | 450.00                     |
| <b>Radcliffe Bobbitt Adams Polley</b> |             |                |                                   |                 |                            |
| Bill                                  | 02/28/2022  | 214102         | Legal - Election and Litigation   | 03/10/2022      | 1,304.70                   |
| Total Radcliffe Bobbitt Adams Polley  |             |                |                                   |                 | 1,304.70                   |
| <b>The Morton Accounting Services</b> |             |                |                                   |                 |                            |
| Bill                                  | 02/28/2022  | 2293           | February CPA Services             | 03/10/2022      | 3,980.64                   |
| Total The Morton Accounting Services  |             |                |                                   |                 | 3,980.64                   |
| <b>TOTAL</b>                          |             |                |                                   |                 | <b><u>2,276,835.34</u></b> |

## Harris County ESD No. 1 - GOF Profit & Loss Budget vs. Actual January through February 2022

|                                                  | Jan - Feb 22 | Budget        | \$ Over Budget | % of Budget |
|--------------------------------------------------|--------------|---------------|----------------|-------------|
| <b>Ordinary Income/Expense</b>                   |              |               |                |             |
| <b>Income</b>                                    |              |               |                |             |
| <b>41000 · Service Revenue</b>                   |              |               |                |             |
| 41100 · HCEC Ambulance Lease Revenue             | 14,000.00    | 84,000.00     | -70,000.00     | 16.7%       |
| 41200 · HCEC Property Lease Revenue              | 91,106.00    | 546,636.00    | -455,530.00    | 16.7%       |
| <b>Total 41000 · Service Revenue</b>             | 105,106.00   | 630,636.00    | -525,530.00    | 16.7%       |
| <b>42000 · Tax Revenues</b>                      |              |               |                |             |
| 42100 · Penalty & Interest                       | 45,277.61    | 200,000.00    | -154,722.39    | 22.6%       |
| 42300 · Tax Revenue                              | 5,257,087.11 | 18,864,854.00 | -13,607,766.89 | 27.9%       |
| <b>Total 42000 · Tax Revenues</b>                | 5,302,364.72 | 19,064,854.00 | -13,762,489.28 | 27.8%       |
| <b>43000 · Other Income</b>                      |              |               |                |             |
| 43100 · Miscellaneous Income                     | 0.00         | 5,000.00      | -5,000.00      | 0.0%        |
| 43150 · Proceeds from Sale of Asset              | 0.00         | 2,000.00      | -2,000.00      | 0.0%        |
| 43200 · Donations & Contributions                | 0.00         | 7,000.00      | -7,000.00      | 0.0%        |
| 43500 · Training & Education                     | 0.00         | 500.00        | -500.00        | 0.0%        |
| 43550 · Interest Earned on Checking              | 0.00         | 0.00          | 0.00           | 0.0%        |
| 43700 · Interest Earned on Temp. Invest          | 9,091.02     | 35,000.00     | -25,908.98     | 26.0%       |
| <b>Total 43000 · Other Income</b>                | 9,091.02     | 49,500.00     | -40,408.98     | 18.4%       |
| <b>Total Income</b>                              | 5,416,561.74 | 19,744,990.00 | -14,328,428.26 | 27.4%       |
| <b>Gross Profit</b>                              | 5,416,561.74 | 19,744,990.00 | -14,328,428.26 | 27.4%       |
| <b>Expense</b>                                   |              |               |                |             |
| <b>143502 · Commissions Paid from Levy</b>       | 23,602.53    | 75,000.00     | -51,397.47     | 31.5%       |
| <b>162800 · Facilities &amp; Equipment (DNU)</b> | 0.00         | 25,000.00     | -25,000.00     | 0.0%        |
| <b>170000 · Capital Purchases</b>                |              |               |                |             |
| 17001 · Vehicles                                 | 0.00         | 125,000.00    | -125,000.00    | 0.0%        |
| 17003 · Medical Equipment                        | 0.00         | 50,000.00     | -50,000.00     | 0.0%        |
| <b>Total 170000 · Capital Purchases</b>          | 0.00         | 175,000.00    | -175,000.00    | 0.0%        |
| <b>50000 · Commissioner Salaries and Wages</b>   | 2,250.00     | 36,000.00     | -33,750.00     | 6.3%        |
| <b>51000 · HCEC Program Expense</b>              | 3,097,599.00 | 18,302,260.00 | -15,204,661.00 | 16.9%       |
| <b>52000 · Contract Services (DNU)</b>           |              |               |                |             |
| 52100 · Accounting Fees                          | 8,220.73     | 50,000.00     | -41,779.27     | 16.4%       |
| 52200 · Audit Fees                               | 0.00         | 18,500.00     | -18,500.00     | 0.0%        |
| 52300 · Legal Fees                               | 12,000.00    | 72,000.00     | -60,000.00     | 16.7%       |
| 52350 · Outside Contract Services                | 0.00         | 25,000.00     | -25,000.00     | 0.0%        |
| 52550 · Election Expense                         | 5,224.23     | 10,000.00     | -4,775.77      | 52.2%       |
| <b>Total 52000 · Contract Services (DNU)</b>     | 25,444.96    | 175,500.00    | -150,055.04    | 14.5%       |
| <b>53000 · Operations (DNU)</b>                  |              |               |                |             |
| 53100 · Banking Fees                             | 0.00         | 400.00        | -400.00        | 0.0%        |
| 53150 · Dues & Subscriptions                     | 900.00       | 11,000.00     | -10,100.00     | 8.2%        |
| 53200 · Postage                                  | 0.00         | 300.00        | -300.00        | 0.0%        |
| 53300 · Printing & Copying                       | 12.18        | 250.00        | -237.82        | 4.9%        |
| 53350 · Legal Notices & Filing Fees              | 0.00         | 14,000.00     | -14,000.00     | 0.0%        |
| 53400 · Office Supplies                          | 449.00       | 1,000.00      | -551.00        | 44.9%       |
| <b>Total 53000 · Operations (DNU)</b>            | 1,361.18     | 26,950.00     | -25,588.82     | 5.1%        |
| <b>54000 · General and Admin Expenses</b>        |              |               |                |             |
| 54150 · Insurance - Gen Liab-Err & Omis          | 68,346.00    | 75,000.00     | -6,654.00      | 91.1%       |
| 54200 · Insurance - Treasurer's Bond             | 0.00         | 1,500.00      | -1,500.00      | 0.0%        |
| 54300 · Other Costs (Contengency Funds)          | 0.00         | 2,000.00      | -2,000.00      | 0.0%        |
| 54400 · HCAD Qtr Expenses                        | 35,989.00    | 140,000.00    | -104,011.00    | 25.7%       |
| 54450 · Depreciation Expense                     | 0.00         | 2,000,000.00  | -2,000,000.00  | 0.0%        |
| 54600 · Travel & Meetings                        | 0.00         | 4,000.00      | -4,000.00      | 0.0%        |
| 54650 · Conference, Conven & Meetings            | 0.00         | 6,000.00      | -6,000.00      | 0.0%        |
| 54700 · Travel/Lodging                           | 0.00         | 5,000.00      | -5,000.00      | 0.0%        |

11:02 AM

03/21/22

Accrual Basis

**Harris County ESD No. 1 - GOF**  
**Profit & Loss Budget vs. Actual**  
**January through February 2022**

|                                                 | <u>Jan - Feb 22</u> | <u>Budget</u>        | <u>\$ Over Budget</u> | <u>% of Budget</u> |
|-------------------------------------------------|---------------------|----------------------|-----------------------|--------------------|
| 54800 · Repairs & Maintenance (DNU)             | 0.00                | 10,000.00            | -10,000.00            | 0.0%               |
| <b>Total 54000 · General and Admin Expenses</b> | <b>104,335.00</b>   | <b>2,243,500.00</b>  | <b>-2,139,165.00</b>  | <b>4.7%</b>        |
| 60000 · Interest Expense                        | 0.00                | 80,000.00            | -80,000.00            | 0.0%               |
| 61000 · Loan Costs                              | 0.00                | 0.00                 | 0.00                  | 0.0%               |
| 66900 · Reconciliation Discrepancies            | 0.00                | 0.00                 | 0.00                  | 0.0%               |
| <b>Total Expense</b>                            | <b>3,254,592.67</b> | <b>21,139,210.00</b> | <b>-17,884,617.33</b> | <b>15.4%</b>       |
| <b>Net Ordinary Income</b>                      | <b>2,161,969.07</b> | <b>-1,394,220.00</b> | <b>3,556,189.07</b>   | <b>-155.1%</b>     |
| <b>Other Income/Expense</b>                     |                     |                      |                       |                    |
| <b>Other Income</b>                             |                     |                      |                       |                    |
| 71000 · Gain/Loss on Sale of Asset              | 0.00                | 1,000.00             | -1,000.00             | 0.0%               |
| <b>Total Other Income</b>                       | <b>0.00</b>         | <b>1,000.00</b>      | <b>-1,000.00</b>      | <b>0.0%</b>        |
| <b>Net Other Income</b>                         | <b>0.00</b>         | <b>1,000.00</b>      | <b>-1,000.00</b>      | <b>0.0%</b>        |
| <b>Net Income</b>                               | <b>2,161,969.07</b> | <b>-1,393,220.00</b> | <b>3,555,189.07</b>   | <b>-155.2%</b>     |

**Harris County ESD No. 1 - GOF**  
**Balance Sheet Prev Year Comparison**  
**As of February 28, 2022**

|                                            | Feb 28, 22           | Feb 28, 21           | \$ Change            | % Change      |
|--------------------------------------------|----------------------|----------------------|----------------------|---------------|
| <b>ASSETS</b>                              |                      |                      |                      |               |
| <b>Current Assets</b>                      |                      |                      |                      |               |
| <b>Checking/Savings</b>                    |                      |                      |                      |               |
| 11000 · Prosperity Operating Account       | 64,236.39            | 80,632.48            | -16,396.09           | -20.3%        |
| 11050 · Prosperity Money Mkt               | 26,831,515.16        | 20,583,741.78        | 6,247,773.38         | 30.4%         |
| 11350 · Texas Class Investment             | 3,569.17             | 193,538.16           | -189,968.99          | -98.2%        |
| <b>Total Checking/Savings</b>              | <b>26,899,320.72</b> | <b>20,857,912.42</b> | <b>6,041,408.30</b>  | <b>29.0%</b>  |
| <b>Accounts Receivable</b>                 |                      |                      |                      |               |
|                                            | 11.57                | 11.57                | 0.00                 | 0.0%          |
| <b>Other Current Assets</b>                |                      |                      |                      |               |
| <b>11500 · Accounts Receivable</b>         |                      |                      |                      |               |
| 11510 · Current Taxes Receivables          | 6,902,651.40         | 9,603,142.01         | -2,700,490.61        | -28.1%        |
| 11520 · Delinquent Taxes Receivable        | 1,947,828.80         | 1,811,163.54         | 136,665.26           | 7.6%          |
| 11590 · Allowance Doubtful Accts-Tax       | -903,020.00          | -903,020.00          | 0.00                 | 0.0%          |
| 11500 · Accounts Receivable - Other        | 17,125.50            | 17,125.50            | 0.00                 | 0.0%          |
| <b>Total 11500 · Accounts Receivable</b>   | <b>7,964,585.70</b>  | <b>10,528,411.05</b> | <b>-2,563,825.35</b> | <b>-24.4%</b> |
| 11600 · Fees for Services Receivable       | 23,607.72            | 23,607.72            | 0.00                 | 0.0%          |
| 11800 · Prepaid Expense                    | 0.00                 | 39,848.00            | -39,848.00           | -100.0%       |
| <b>Total Other Current Assets</b>          | <b>7,988,193.42</b>  | <b>10,591,866.77</b> | <b>-2,603,673.35</b> | <b>-24.6%</b> |
| <b>Total Current Assets</b>                | <b>34,887,525.71</b> | <b>31,449,790.76</b> | <b>3,437,734.95</b>  | <b>10.9%</b>  |
| <b>Fixed Assets</b>                        |                      |                      |                      |               |
| 15000 · Vehicle Assets                     | 3,853,313.23         | 4,197,149.66         | -343,836.43          | -8.2%         |
| 16000 · Land                               | 1,578,901.33         | 1,578,901.33         | 0.00                 | 0.0%          |
| 17000 · Furniture and Equipment            | 6,174,368.37         | 6,160,707.87         | 13,660.50            | 0.2%          |
| 18000 · Building and Improvements          | 16,144,654.95        | 15,892,777.12        | 251,877.83           | 1.6%          |
| 19000 · Accumulated Depreciation           | -9,686,440.83        | -10,093,587.85       | 407,147.02           | 4.0%          |
| <b>Total Fixed Assets</b>                  | <b>18,064,797.05</b> | <b>17,735,948.13</b> | <b>328,848.92</b>    | <b>1.9%</b>   |
| <b>Other Assets</b>                        |                      |                      |                      |               |
| 19500 · Call Center License                | 800,000.00           | 800,000.00           | 0.00                 | 0.0%          |
| <b>Total Other Assets</b>                  | <b>800,000.00</b>    | <b>800,000.00</b>    | <b>0.00</b>          | <b>0.0%</b>   |
| <b>TOTAL ASSETS</b>                        | <b>53,752,322.76</b> | <b>49,985,738.89</b> | <b>3,766,583.87</b>  | <b>7.5%</b>   |
| <b>LIABILITIES &amp; EQUITY</b>            |                      |                      |                      |               |
| <b>Liabilities</b>                         |                      |                      |                      |               |
| <b>Current Liabilities</b>                 |                      |                      |                      |               |
| <b>Accounts Payable</b>                    |                      |                      |                      |               |
|                                            | 2,270,589.69         | 1,581,181.61         | 689,408.08           | 43.6%         |
| <b>Other Current Liabilities</b>           |                      |                      |                      |               |
| 12740 · Due To Construction                | 0.00                 | 78,520.72            | -78,520.72           | -100.0%       |
| 22000 · Accrued Expenses                   | 33,865.05            | 10,903.63            | 22,961.42            | 210.6%        |
| 23000 · Other Payables                     | 19,808,163.82        | 19,048,117.04        | 760,046.78           | 4.0%          |
| 24000 · Current Notes Payable              |                      |                      |                      |               |
| 24040 · De Lage Landen Principle           | 0.00                 | 326,883.14           | -326,883.14          | -100.0%       |
| 24050 · Government Capital Debt            | 451,034.88           | 444,786.08           | 6,248.80             | 1.4%          |
| 24055 · Government Capital Debt 2021       | 662,727.71           | 0.00                 | 662,727.71           | 100.0%        |
| 24060 · Stryker Equipment                  | 0.00                 | 392,464.75           | -392,464.75          | -100.0%       |
| <b>Total 24000 · Current Notes Payable</b> | <b>1,113,762.59</b>  | <b>1,164,133.97</b>  | <b>-50,371.38</b>    | <b>-4.3%</b>  |
| <b>Total Other Current Liabilities</b>     | <b>20,955,791.46</b> | <b>20,301,675.36</b> | <b>654,116.10</b>    | <b>3.2%</b>   |
| <b>Total Current Liabilities</b>           | <b>23,226,381.15</b> | <b>21,882,856.97</b> | <b>1,343,524.18</b>  | <b>6.1%</b>   |
| <b>Long Term Liabilities</b>               |                      |                      |                      |               |

11:01 AM

03/21/22

Accrual Basis

**Harris County ESD No. 1 - GOF**  
**Balance Sheet Prev Year Comparison**  
**As of February 28, 2022**

|                                        | Feb 28, 22           | Feb 28, 21           | \$ Change            | % Change     |
|----------------------------------------|----------------------|----------------------|----------------------|--------------|
| <b>25000 · Long Term Debt</b>          |                      |                      |                      |              |
| 25040 · Note Payable- DeLage Landen    | 0.00                 | 842,200.43           | -842,200.43          | -100.0%      |
| 25050 · Note Payable - Government Cap  | 5,135,976.71         | 5,587,011.59         | -451,034.88          | -8.1%        |
| 25055 · Note Payable - Govern Cap 2021 | 5,337,272.29         | 0.00                 | 5,337,272.29         | 100.0%       |
| 25060 · Note - Stryker Equipment       | 392,464.75           | 784,929.50           | -392,464.75          | -50.0%       |
| <b>Total 25000 · Long Term Debt</b>    | <b>10,865,713.75</b> | <b>7,214,141.52</b>  | <b>3,651,572.23</b>  | <b>50.6%</b> |
| <b>Total Long Term Liabilities</b>     | <b>10,865,713.75</b> | <b>7,214,141.52</b>  | <b>3,651,572.23</b>  | <b>50.6%</b> |
| <b>Total Liabilities</b>               | <b>34,092,094.90</b> | <b>29,096,998.49</b> | <b>4,995,096.41</b>  | <b>17.2%</b> |
| <b>Equity</b>                          |                      |                      |                      |              |
| 30000 · Opening Bal Equity             | 5,996,412.00         | 5,996,412.00         | 0.00                 | 0.0%         |
| 30100 · Unassigned Fund Balance        | 10,086,846.76        | 9,357,504.72         | 729,342.04           | 7.8%         |
| 30400 · Unrestricted Net Assets        | 1,415,000.03         | 1,415,000.03         | 0.00                 | 0.0%         |
| Net Income                             | 2,161,969.07         | 4,119,823.65         | -1,957,854.58        | -47.5%       |
| <b>Total Equity</b>                    | <b>19,660,227.86</b> | <b>20,888,740.40</b> | <b>-1,228,512.54</b> | <b>-5.9%</b> |
| <b>TOTAL LIABILITIES &amp; EQUITY</b>  | <b>53,752,322.76</b> | <b>49,985,738.89</b> | <b>3,766,583.87</b>  | <b>7.5%</b>  |

**Harris County ESD No. 1 - GOF  
Profit & Loss Detail  
January through February 2022**

| Type                                           | Date       | Num  | Adj | Name                     | Memo                      | Amount       |
|------------------------------------------------|------------|------|-----|--------------------------|---------------------------|--------------|
| <b>Ordinary Income/Expense</b>                 |            |      |     |                          |                           |              |
| <b>Income</b>                                  |            |      |     |                          |                           |              |
| <b>41000 · Service Revenue</b>                 |            |      |     |                          |                           |              |
| <b>41100 · HCEC Ambulance Lease Revenue</b>    |            |      |     |                          |                           |              |
| Bill                                           | 01/31/2022 | 2513 |     | HCEC                     | Master Lease for Vehicles | 7,000.00     |
| Bill                                           | 02/28/2022 | 2534 |     | HCEC                     | Master Lease for Vehicles | 7,000.00     |
| Total 41100 · HCEC Ambulance Lease Revenue     |            |      |     |                          |                           | 14,000.00    |
| <b>41200 · HCEC Property Lease Revenue</b>     |            |      |     |                          |                           |              |
| Bill                                           | 01/31/2022 | 2513 |     | HCEC                     | Original Agreement        | 45,553.00    |
| Bill                                           | 02/28/2022 | 2534 |     | HCEC                     | Original Agreement        | 45,553.00    |
| Total 41200 · HCEC Property Lease Revenue      |            |      |     |                          |                           | 91,106.00    |
| Total 41000 · Service Revenue                  |            |      |     |                          |                           | 105,106.00   |
| <b>42000 · Tax Revenues</b>                    |            |      |     |                          |                           |              |
| <b>42100 · Penalty &amp; Interest</b>          |            |      |     |                          |                           |              |
| Deposit                                        | 01/12/2022 |      |     | Harris County Tax Office | Deliquent P&I             | 1,692.09     |
| Deposit                                        | 01/14/2022 |      |     | Harris County Tax Office | Deliquent P&I             | 3,011.67     |
| Deposit                                        | 01/20/2022 |      |     | Harris County Tax Office | Deliquent P&I             | 1,847.75     |
| Deposit                                        | 01/24/2022 |      |     | Harris County Tax Office | Deliquent P&I             | 2,469.83     |
| Deposit                                        | 01/26/2022 |      |     | Harris County Tax Office | Deliquent P&I             | 985.19       |
| Deposit                                        | 01/31/2022 |      |     | Harris County Tax Office | Deliquent P&I             | 1,916.82     |
| Deposit                                        | 02/03/2022 |      |     | Harris County Tax Office | P&I                       | 0.00         |
| Deposit                                        | 02/03/2022 |      |     | Harris County Tax Office | Deliquent P&I             | 1,047.26     |
| Deposit                                        | 02/11/2022 |      |     | Harris County Tax Office | P&I                       | 0.00         |
| Deposit                                        | 02/11/2022 |      |     | Harris County Tax Office | Deliquent P&I             | 2,266.91     |
| Deposit                                        | 02/11/2022 |      |     | Harris County Tax Office | P&I                       | 0.00         |
| Deposit                                        | 02/11/2022 |      |     | Harris County Tax Office | Deliquent P&I             | 82.98        |
| Deposit                                        | 02/14/2022 |      |     | Harris County Tax Office | P&I                       | 0.00         |
| Deposit                                        | 02/14/2022 |      |     | Harris County Tax Office | Deliquent P&I             | 1,096.48     |
| Deposit                                        | 02/15/2022 |      |     | Harris County Tax Office | P&I                       | 2,469.27     |
| Deposit                                        | 02/15/2022 |      |     | Harris County Tax Office | Deliquent P&I             | 2,075.78     |
| Deposit                                        | 02/16/2022 |      |     | Harris County Tax Office | P&I                       | 2,333.72     |
| Deposit                                        | 02/16/2022 |      |     | Harris County Tax Office | Deliquent P&I             | 1,287.24     |
| Deposit                                        | 02/24/2022 |      |     | Harris County Tax Office | P&I                       | 13,019.77    |
| Deposit                                        | 02/24/2022 |      |     | Harris County Tax Office | Deliquent P&I             | 1,020.11     |
| Deposit                                        | 02/25/2022 |      |     | Harris County Tax Office | P&I                       | 2,004.58     |
| Deposit                                        | 02/25/2022 |      |     | Harris County Tax Office | Deliquent P&I             | 642.36       |
| Deposit                                        | 02/28/2022 |      |     | Harris County Tax Office | P&I                       | 3,091.79     |
| Deposit                                        | 02/28/2022 |      |     | Harris County Tax Office | Deliquent P&I             | 916.01       |
| Total 42100 · Penalty & Interest               |            |      |     |                          |                           | 45,277.61    |
| <b>42300 · Tax Revenue</b>                     |            |      |     |                          |                           |              |
| Deposit                                        | 01/12/2022 |      |     | Harris County Tax Office | Current Levy              | 1,405,770.10 |
| Deposit                                        | 01/14/2022 |      |     | Harris County Tax Office | Current Levy              | 537,019.53   |
| Deposit                                        | 01/20/2022 |      |     | Harris County Tax Office | Current Levy              | 878,346.80   |
| Deposit                                        | 01/24/2022 |      |     | Harris County Tax Office | Current Levy              | 577,403.44   |
| Deposit                                        | 01/26/2022 |      |     | Harris County Tax Office | Current Levy              | 683,910.87   |
| Deposit                                        | 01/31/2022 |      |     | Harris County Tax Office | Current Levy              | 43,967.34    |
| Deposit                                        | 01/31/2022 |      |     | Harris County Tax Office | Current Levy              | 1,130,669.03 |
| Total 42300 · Tax Revenue                      |            |      |     |                          |                           | 5,257,087.11 |
| Total 42000 · Tax Revenues                     |            |      |     |                          |                           | 5,302,364.72 |
| <b>43000 · Other Income</b>                    |            |      |     |                          |                           |              |
| <b>43700 · Interest Earned on Temp. Invest</b> |            |      |     |                          |                           |              |
| Deposit                                        | 01/31/2022 |      |     |                          | Interest                  | 0.04         |
| Deposit                                        | 01/31/2022 |      |     |                          | Interest                  | 4,111.68     |
| Deposit                                        | 02/28/2022 |      |     |                          | Interest                  | 4,979.25     |
| Deposit                                        | 02/28/2022 |      |     |                          | Interest                  | 0.05         |
| Total 43700 · Interest Earned on Temp. Invest  |            |      |     |                          |                           | 9,091.02     |
| Total 43000 · Other Income                     |            |      |     |                          |                           | 9,091.02     |
| Total Income                                   |            |      |     |                          |                           | 5,416,561.74 |
| Gross Profit                                   |            |      |     |                          |                           | 5,416,561.74 |
| <b>Expense</b>                                 |            |      |     |                          |                           |              |
| <b>143502 · Commissions Paid from Levy</b>     |            |      |     |                          |                           |              |
| Deposit                                        | 01/12/2022 |      |     | Harris County Tax Office | Adj                       | 14,133.81    |
| Deposit                                        | 01/14/2022 |      |     | Harris County Tax Office | Adj                       | 5,381.02     |
| Deposit                                        | 01/20/2022 |      |     | Harris County Tax Office | Adj                       | 8,858.32     |
| Deposit                                        | 01/24/2022 |      |     | Harris County Tax Office | Adj                       | 3,182.52     |
| Deposit                                        | 02/24/2022 |      |     | Harris County Tax Office | Deposit                   | 1,592.15     |



11:06 AM

03/21/22

Accrual Basis

**Harris County ESD No. 1 - GOF**  
**Profit & Loss Detail**  
**January through February 2022**

| Type                                               | Date       | Num       | Adj | Name                             | Memo                                                  | Amount              |
|----------------------------------------------------|------------|-----------|-----|----------------------------------|-------------------------------------------------------|---------------------|
| Deposit                                            | 02/28/2022 |           |     | Harris County Tax Office         | Deposit                                               | -9,545.29           |
| Total 143502 · Commissions Paid from Levy          |            |           |     |                                  |                                                       | 23,602.53           |
| <b>50000 · Commissioner Salaries and Wages</b>     |            |           |     |                                  |                                                       |                     |
| <b>50250 · Commissioner Reimbursement</b>          |            |           |     |                                  |                                                       |                     |
| Bill                                               | 01/18/2022 | Jan 2...  |     | Fred A Scibuola                  | Jan 2022 Reimbursement                                | 600.00              |
| Bill                                               | 02/21/2022 | Feb 2...  |     | Fred A Scibuola                  | Feb 2022 Reimbursement                                | 600.00              |
| Bill                                               | 02/22/2022 | Reim ...  |     | Shirley Reed                     | Reimbursement Request Jan 5 - Feb 22, 2022            | 1,050.00            |
| Total 50250 · Commissioner Reimbursement           |            |           |     |                                  |                                                       | 2,250.00            |
| Total 50000 · Commissioner Salaries and Wages      |            |           |     |                                  |                                                       | 2,250.00            |
| <b>51000 · HCEC Program Expense</b>                |            |           |     |                                  |                                                       |                     |
| <b>51100 · HCEC Contract Expense</b>               |            |           |     |                                  |                                                       |                     |
| Bill                                               | 01/31/2022 | 2513      |     | HCEC                             | Rate change to \$984.21 @ 2034 trips (less \$342,949) | 1,658,934.00        |
| Bill                                               | 02/28/2022 | 2534      |     | HCEC                             | Rate change to \$984.21 @ 1866 trips (less \$397,871) | 1,438,665.00        |
| Total 51100 · HCEC Contract Expense                |            |           |     |                                  |                                                       | 3,097,599.00        |
| Total 51000 · HCEC Program Expense                 |            |           |     |                                  |                                                       | 3,097,599.00        |
| <b>52000 · Contract Services (DNU)</b>             |            |           |     |                                  |                                                       |                     |
| <b>52100 · Accounting Fees</b>                     |            |           |     |                                  |                                                       |                     |
| Bill                                               | 01/31/2022 | 2288      |     | The Morton Accounting Services   | Jan CPA Services                                      | 4,246.18            |
| Bill                                               | 02/28/2022 | 2293      |     | The Morton Accounting Services   | Feb CPA Services                                      | 3,974.55            |
| Total 52100 · Accounting Fees                      |            |           |     |                                  |                                                       | 8,220.73            |
| <b>52300 · Legal Fees</b>                          |            |           |     |                                  |                                                       |                     |
| Bill                                               | 01/11/2022 |           |     | Caryn Papantonakis               | Legal Fees                                            | 6,000.00            |
| Bill                                               | 02/11/2022 |           |     | Caryn Papantonakis               | Legal Fees                                            | 6,000.00            |
| Total 52300 · Legal Fees                           |            |           |     |                                  |                                                       | 12,000.00           |
| <b>52550 · Election Expense</b>                    |            |           |     |                                  |                                                       |                     |
| Bill                                               | 01/31/2022 | 213927    |     | Radcliffe Bobbitt Adams Polley   | Legal - Election and Litigation                       | 3,919.53            |
| Bill                                               | 02/28/2022 | 214102    |     | Radcliffe Bobbitt Adams Polley   | Legal - Election and Litigation                       | 1,304.70            |
| Total 52550 · Election Expense                     |            |           |     |                                  |                                                       | 5,224.23            |
| Total 52000 · Contract Services (DNU)              |            |           |     |                                  |                                                       | 25,444.96           |
| <b>53000 · Operations (DNU)</b>                    |            |           |     |                                  |                                                       |                     |
| <b>53150 · Dues &amp; Subscriptions</b>            |            |           |     |                                  |                                                       |                     |
| Bill                                               | 01/31/2022 | 13139     |     | Oak Interactive, LLC             | Monthly Website Maintenance - Jan                     | 450.00              |
| Bill                                               | 02/28/2022 | 13172     |     | Oak Interactive, LLC             | Monthly Website Maintenance - Feb                     | 450.00              |
| Total 53150 · Dues & Subscriptions                 |            |           |     |                                  |                                                       | 900.00              |
| <b>53300 · Printing &amp; Copying</b>              |            |           |     |                                  |                                                       |                     |
| Bill                                               | 01/31/2022 | 2288      |     | The Morton Accounting Services   | Copies                                                | 6.09                |
| Bill                                               | 02/28/2022 | 2293      |     | The Morton Accounting Services   | Copies                                                | 6.09                |
| Total 53300 · Printing & Copying                   |            |           |     |                                  |                                                       | 12.18               |
| <b>53400 · Office Supplies</b>                     |            |           |     |                                  |                                                       |                     |
| Bill                                               | 01/31/2022 | 2288      |     | The Morton Accounting Services   | Quickbooks software                                   | 449.00              |
| Total 53400 · Office Supplies                      |            |           |     |                                  |                                                       | 449.00              |
| Total 53000 · Operations (DNU)                     |            |           |     |                                  |                                                       | 1,361.18            |
| <b>54000 · General and Admin Expenses</b>          |            |           |     |                                  |                                                       |                     |
| <b>54150 · Insurance - Gen Liab-Err &amp; Omis</b> |            |           |     |                                  |                                                       |                     |
| Bill                                               | 01/12/2022 | 2022 -... |     | VFIS of Texas                    | HARC0-1 Insurance Coverage - 1/1/22 to 12/31/22       | 68,346.00           |
| Total 54150 · Insurance - Gen Liab-Err & Omis      |            |           |     |                                  |                                                       | 68,346.00           |
| <b>54400 · HCAD Qtr Expenses</b>                   |            |           |     |                                  |                                                       |                     |
| Bill                                               | 02/15/2022 | PSI22...  |     | Harris County Appraisal District | 2nd Qtr Quarter 2022 Assessment                       | 35,989.00           |
| Total 54400 · HCAD Qtr Expenses                    |            |           |     |                                  |                                                       | 35,989.00           |
| Total 54000 · General and Admin Expenses           |            |           |     |                                  |                                                       | 104,335.00          |
| Total Expense                                      |            |           |     |                                  |                                                       | 3,254,592.67        |
| Net Ordinary Income                                |            |           |     |                                  |                                                       | 2,161,969.07        |
| <b>Net Income</b>                                  |            |           |     |                                  |                                                       | <b>2,161,969.07</b> |

# Invoice



Page 1/1  
 Invoice 02534  
 Date 2/28/2022

## Harris County Emergency Corps

2800 Aldine Bender Road  
 Houston TX 77032

**Bill To:** Harris County ESD#1  
 2800 Aldine Bender Rd  
 Houston Texas 77032

**Ship To:** Harris County ESD#1  
 2800 Aldine Bender Rd  
 Houston Texas 77032

| Purchase Order No. |         | Customer ID |                  | Salesperson ID                        |  | Payment Terms  | Req Ship Date  | Master No.     |
|--------------------|---------|-------------|------------------|---------------------------------------|--|----------------|----------------|----------------|
|                    |         | H0001       |                  |                                       |  | Due on Receipt | 2/28/2022      | 2,439          |
| Ordered            | Shipped | B/O         | Item Number      | Description                           |  | Discount       | Unit Price     | Ext. Price     |
| 1.00               | 1.00    | 0.00        | 911 SERVICES     | 1866 Responses x \$984.21 - \$397,871 |  | \$0.00         | \$1,438,665.00 | \$1,438,665.00 |
| 1.00               | 1.00    | 0.00        | LEASE PAYMENTS   | Lease payments to ESD1 Bldg/Eq        |  | \$0.00         | -\$45,553.00   | -\$45,553.00   |
| 1.00               | 1.00    | 0.00        | LEASE AMBULANCES | Lease Payments ESD1 ambulances        |  | \$0.00         | -\$7,000.00    | -\$7,000.00    |

|                       |                |
|-----------------------|----------------|
| <b>Subtotal</b>       | \$1,386,112.00 |
| <b>Misc</b>           | \$0.00         |
| <b>Tax</b>            | \$0.00         |
| <b>Freight</b>        | \$0.00         |
| <b>Trade Discount</b> | \$0.00         |
| <b>Total</b>          | \$1,386,112.00 |

## Reimbursement Report

|                        |                        |                |                   |
|------------------------|------------------------|----------------|-------------------|
| <b>Employee</b>        |                        |                | <b>Pay Period</b> |
| Name: Fred A. Scibuola | Emp #: ?               | From 2/22/2022 |                   |
| SSN: XXX-XX-4814       | Position: Commissioner | To 3/15/2022   |                   |
| Dept: ?                | Manager: ?             |                |                   |

| Date                                      | Account | Description                     | Lodging | Fuel | Meals | Phone | Other        | TOTAL            |
|-------------------------------------------|---------|---------------------------------|---------|------|-------|-------|--------------|------------------|
| 2/24/2022                                 |         | Reviewed Board Meeting Reports  | \$ -    |      |       |       | \$150.00     | \$ 150.00        |
| 2/28/2022                                 |         | Board Meeting                   |         |      |       |       | \$150.00     | \$ 150.00        |
| 3/4/2022                                  |         | Bluiding Committee Meeting      |         |      |       |       | \$150.00     | \$ 150.00        |
| 3/14/2022                                 |         | Review Agenda and Board Minutes |         |      |       |       | \$150.00     | \$ 150.00        |
|                                           |         |                                 |         |      |       |       | \$ -         | \$ -             |
|                                           |         |                                 |         |      |       |       | \$ -         | \$ -             |
|                                           |         |                                 |         |      |       |       | \$ -         | \$ -             |
|                                           |         |                                 |         |      |       |       | \$ -         | \$ -             |
|                                           |         |                                 |         |      |       |       | \$ -         | \$ -             |
|                                           |         |                                 |         |      |       |       | \$ -         | \$ -             |
|                                           |         |                                 |         |      |       |       | \$ -         | \$ -             |
|                                           |         |                                 |         |      |       |       | \$ -         | \$ -             |
|                                           |         |                                 |         |      |       |       | \$ -         | \$ -             |
|                                           |         |                                 |         |      |       |       | \$ -         | \$ -             |
|                                           |         |                                 |         |      |       |       | \$ -         | \$ -             |
|                                           |         |                                 |         |      |       |       | \$ -         | \$ -             |
|                                           |         |                                 |         |      |       |       | \$ -         | \$ -             |
|                                           |         |                                 |         |      |       |       | \$ -         | \$ -             |
|                                           |         |                                 |         |      |       |       | \$ -         | \$ -             |
|                                           |         |                                 |         |      |       |       | \$ -         | \$ -             |
|                                           |         |                                 |         |      |       |       | \$ -         | \$ -             |
|                                           |         |                                 |         |      |       |       | \$ -         | \$ -             |
|                                           |         |                                 |         |      |       |       | \$ 600.00    |                  |
| Employee Signature: <i>F. A. Scibuola</i> |         |                                 |         |      |       |       | Sub Total    | \$ 600.00        |
| Approved by: _____                        |         |                                 |         |      |       |       | Advances     | \$               |
|                                           |         |                                 |         |      |       |       | <b>TOTAL</b> | <b>\$ 600.00</b> |

Reimbursement

Office Use Only



# INVOICE

## OAK Interactive, LLC

1819 Blue Water Bay Dr., Katy, TX 77494,  
UNITED STATES

info@oakinteractive.com; Website:  
www.oakinteractive.com

**Invoice No#:** 13172

**Invoice Date:** Feb 28, 2022

**Reference:** Creative Services

**Due Date:** Mar 30, 2022

**\$450.00**

**AMOUNT DUE**

### BILL TO

HCESD-1.org  
Melissa Morton  
2800 Aldine Bender Rd., Houston, TX  
77032, UNITED STATES

| # | ITEMS & DESCRIPTION                           | QTY/HRS  | PRICE    | AMOUNT(\$) |
|---|-----------------------------------------------|----------|----------|------------|
| 1 | Website Maintenance<br>HCESD-1.org - February | 1        | \$450.00 | \$450.00   |
|   |                                               | Subtotal |          | \$450.00   |

**TOTAL \$450.00 USD**

### NOTES TO CUSTOMER

February, 2021 - Kindly Remit to: OAK Interactive, LLC  
1819 Blue Water Bay Dr., Katy, TX 77494

THANK YOU FOR YOUR BUSINESS!

### TERMS AND CONDITIONS

Net 30 - Interest accrued at 2% per month, thereafter. Make checks payable to: OAK Interactive, LLC or pay via Credit Card with a 4% processing fee. Sales Tax applied to:

- Website Maintenance
- Website Design & Development
- Hard Cost for production items

---

# RBAP

---

RADCLIFFE  
BOBBITT  
ADAMS  
POLLEY

America Tower  
2929 Allen Parkway, Suite 3450  
Houston, Texas 77019  
(713) 237-1221  
www.rbaplaw.com

Harris County ESD No. 1  
c/o The Morton Accounting Services  
1125 Cypress Station Drive, Building H-4  
Houston, Texas 77090

March 10, 2022

Client No.: 1850.0000  
Invoice No.: 214102

**Attention:**

**RE:** Elections

| DATE      | DESCRIPTION                                                                                                                                             | HOURS | AMOUNT |     |
|-----------|---------------------------------------------------------------------------------------------------------------------------------------------------------|-------|--------|-----|
| Feb-04-22 | Continue comparing street lists for 5/7/22 Commissioners election.                                                                                      | 2.50  | 200.00 | KN  |
| Feb-07-22 | Office conference with K. Newman regarding status of review/comparison of District streets for 5/7/22 Commissioners election.                           | 0.25  | 46.25  | MAG |
|           | Finalize comparison of street lists for 5/7/22 Commissioners election.                                                                                  | 1.50  | 120.00 | KN  |
| Feb-11-22 | Review street/boundaries corrections; prepare and transmit forms regarding same to Harris County; office conference with R.D. Rodriguez regarding same. | 0.50  | 92.50  | MAG |
| Feb-15-22 | Review revised street list corrections; correspond with Harris County regarding same.                                                                   | 0.25  | 46.25  | MAG |
| Feb-18-22 | Correspond with C. Papatonakis regarding status of applications for place on ballot at deadline for same.                                               | 0.25  | 68.75  | RDA |
| Feb-20-22 | Review and revise 2/28/21 supplemental agenda and Order Canceling Election.                                                                             | 0.50  | 137.50 | RDA |

|           |                                                                                                                                                                                                                    |      |                   |     |
|-----------|--------------------------------------------------------------------------------------------------------------------------------------------------------------------------------------------------------------------|------|-------------------|-----|
| Feb-21-22 | Revise and finalize 2/28/22 supplemental agenda and Order Canceling Election; transmit 2/28/22 agenda to J. Hyde; profile revised District Boundaries and Street Lists from Harris County Elections Administrator. | 0.75 | 90.00             | RDR |
| Feb-28-22 | Prepare for, travel to/from and attend 2/28/22 Board meeting.                                                                                                                                                      | 1.50 | 412.50            | RDA |
|           | Finalize Order Canceling Election; prepare certificates of posting of same; transmit same to J. Hyde for posting on District website.                                                                              | 0.50 | 60.00             | RDR |
|           | Totals                                                                                                                                                                                                             | 8.50 | <u>\$1,273.75</u> |     |

**DISBURSEMENTS**

|           |                                       |  |                |                          |
|-----------|---------------------------------------|--|----------------|--------------------------|
| Feb-28-22 | Photocopies - Black & White           |  | 9.30           |                          |
|           | Mileage (2/28/22 Board meeting - RDA) |  | 21.65          |                          |
|           | Totals                                |  | <u>\$30.95</u> |                          |
|           | <b>Total Fee &amp; Disbursements</b>  |  |                | <u><b>\$1,304.70</b></u> |
|           | <b>Balance Now Due</b>                |  |                | <u><b>\$1,304.70</b></u> |



# Invoice

| Date      | Invoice # |
|-----------|-----------|
| 2/28/2022 | 2293      |

|                                                                    |
|--------------------------------------------------------------------|
| <b>Bill To</b>                                                     |
| Harris County ESD #1<br>2800 Aldine Bender Rd<br>Houston, TX 77032 |

| Terms  | Due Date  |
|--------|-----------|
| Net 30 | 3/30/2022 |

| Serviced  | Description                                                                                                                                                 | Hours  | Rate     | Amount   |
|-----------|-------------------------------------------------------------------------------------------------------------------------------------------------------------|--------|----------|----------|
| 2/28/2022 | February Financial Statements                                                                                                                               |        | 2,750.00 | 2,750.00 |
| 2/28/2022 | Additional Hours (Fixed asset management, meeting with board members for ACH approval for Prosperity, special reporting, Census reporting, State reporting) | 8.7468 | 140.00   | 1,224.55 |
| 2/28/2022 | Copies                                                                                                                                                      | 21     | 0.29     | 6.09     |

Please Remit Payment to:  
The Morton Accounting Service  
1125 Cypress Station Dr. Bldg H-4  
Houston, TX 77090

or via the Intuit payment link in the email.

|                         |            |
|-------------------------|------------|
| <b>Total</b>            | \$3,980.64 |
| <b>Payments/Credits</b> | \$0.00     |
| <b>Balance Due</b>      | \$3,980.64 |



Professional Project Management Firm

HOUSTON

3200 Wilcrest Drive  
Suite 8105  
Houston, TX 77042  
(713) 316-4505

www.agcm.com

March 28<sup>th</sup>, 2022

Mr. Jeremy Hyde  
Executive Director  
Harris County Emergency Corps  
2800 Aldine Bender Rd.  
Houston, TX 77032

Re: HCESD #1 – RECOMMENDATION LETTER: Procure Survey Services for 7710 Fallbrook & 2947 Washington


AG|CM would like to recommend IDS Engineering Group for Survey Services for Station 96 (2947 Washington) and Station 93 (7710 Fallbrook). We make this recommendation based on several factors:

- IDS is a qualified Engineering Group with experience providing Survey Services for similar projects.
- AG|CM and IDS Engineering Group past experience working together on other commercial construction projects.
- Demonstrates excellent communication and responsiveness to inquiries and correspondence.
- Cost proposal for Survey Services is reasonable for the scope of work requested.

The proposals for Survey Services is below. If you have any comments, questions, or concerns please feel free to ask. If approved, AG|CM will enter into agreement with IDS Engineering Group and submit proposal with a 10% fee markup for services rendered.

Sincerely,

Spencer Clark  
Business Development Manager  
(713) 842-0540  
[sclark@agcm.com](mailto:sclark@agcm.com)

  
 Treasurer  
 President of ESD-1  
 Secretary of ESD-1  
 on 3-29-22  
 By a Majority Vote  
 Board of Commissioners  
 Document approved by Harris County ESD-1  
**APPROVED**





March 24, 2022

**AGCM**

Spencer Clark, CMIT  
Business Development Manager  
3200 Wilcrest Drive, # 100  
Houston, Texas 77042

RE: Station 93: 7710 Fallbrook, Houston, Texas 77086

Dear Spencer:

We appreciate the opportunity to propose land surveying services in conjunction with the above referenced project. It is our understanding that you are requesting Texas Society of Professional Surveyors Category 1B, Condition 2 Survey (Standard Land Survey) for the above captioned property.

SCOPE OF SERVICES

1. TSPS Standard Land Survey

We will rely on the title commitment you provide, if available, regarding the existence of recorded easements, restrictions, and other matters of record affecting the subject property. We will recover and flag all property corners. Any property corners that have been destroyed or disturbed will be replaced at their proper location. We will perform this professional service in substantial accordance with the Texas Society of Professional Surveyors Category 1B, Condition 2 Survey. We will certify the survey to the Lender, the Client, and the Insurer. Other parties may be certified to for an additional fee.

This proposal does not include a tree survey. Our current workload will allow us to have the survey completed in 15 working days after receiving the notice to proceed, weather permitting. Revisions made in reference to a new or updated title commitment will be invoiced at our hourly rates. We consider edits or revisions made after the survey is completed and delivered to be additional services to be invoiced at our hourly rates.

COMPENSATION AND PAYMENT

1. TSPS Standard Land Survey

The lump sum fee for this professional service is **\$3,378.00**.

**Total = \$3,378.00**

This fee is valid for a period of thirty (30) days from the date of this proposal.


You will be invoiced monthly based on a percentage of work complete. Payment will be made within thirty (30) days of the invoice date.

DELIVERABLES

IDS will provide signed and sealed copies of the survey map. In addition, we will provide a PDF of the survey.

If you have any questions regarding this proposal, please do not hesitate to call me. To indicate your acceptance of the above stated fee and to authorize us to proceed with the survey, please sign below and return a copy to our office.

Sincerely,



Douglas W. Turner, RPLS  
Survey Director

TBPELS Firm Registration Number 10110700

cc: File

Accepted:

By: \_\_\_\_\_

Name: \_\_\_\_\_

Title: \_\_\_\_\_

Date: \_\_\_\_\_



March 24, 2022

**AGCM**

Spencer Clark, CMIT  
Business Development Manager  
3200 Wilcrest Drive, # 100  
Houston, Texas 77042

RE: Station 96: 2947 Washington, Houston, TX 77038

Dear Spencer:

We appreciate the opportunity to propose land surveying services in conjunction with the above referenced project. It is our understanding that you are requesting an ALTA/NSPS Land Title Survey for the above captioned property.

#### SCOPE OF SERVICES

##### 1. ALTA/NSPS Land Title Survey

We will rely on the title commitment you provide regarding the existence of recorded easements, restrictions, and other matters of record affecting the subject property. We will recover and flag all property corners. Any property corners that have been destroyed or disturbed will be replaced at their proper location. We will perform this professional service in substantial accordance with the "Minimum Standard Detail Requirements for ALTA/NSPS Land Title Surveys," jointly established and adopted by ALTA and NSPS in 2021. We will certify the survey to the Lender, the Client, and the Insurer. Other parties may be certified to for an additional fee. We will utilize the following Surveyor's Certificate which is specified in the Minimum Standards:

*This is to certify that this map or plat and the survey on which it is based were made in accordance with the 2021 Minimum Standard Detail Requirements for ALTA/NSPS Land Title Surveys, jointly established and adopted by ALTA and NSPS, and includes Items 1-4, 6, 7(a)(1), 8-10, 13, and 19 of Table A thereof. The fieldwork was completed on [date].*

##### 2. Abstractor's Certificate

We will provide abstractor's certificate, which includes current ownership, liens, easements, and restrictions for the tract.

This proposal does not include a tree survey. Our current workload will allow us to have the survey completed in 15 working days after receiving the notice to proceed, weather permitting. Revisions made in reference to a new or updated title commitment will be invoiced at our hourly rates. We consider edits or revisions made after the survey is completed and delivered to be additional services to be invoiced at our hourly rates.

#### COMPENSATION AND PAYMENT

##### 1. ALTA/NSPS Land Title Survey

The lump sum fee for this professional service is **\$5490.00**.

##### 2. Abstractor's Certificate

The lump sum fee for this professional service is **\$270.00**.

**Total = \$5,760.00**

This fee is valid for a period of thirty (30) days from the date of this proposal.

You will be invoiced monthly based on a percentage of work complete. Payment will be made within thirty (30) days of the invoice date.


#### DELIVERABLES

IDS will provide signed and sealed copies of the survey map. In addition, we will provide a PDF of the survey.

Spencer Clark  
AG|CM  
March 24, 2022  
Page 3 of 3 Rev1

If you have any questions regarding this proposal, please do not hesitate to call me. To indicate your acceptance of the above stated fee and to authorize us to proceed with the survey, please sign below and return a copy to our office.

Sincerely,



Douglas W. Turner, RPLS  
Survey Director  
TBPELS Firm Registration Number 10110700  
cc: File

Accepted:

By: \_\_\_\_\_

Name: \_\_\_\_\_

Title: \_\_\_\_\_

Date: \_\_\_\_\_

**INTERLOCAL AGREEMENT BETWEEN  
HARRIS COUNTY EMERGENCY SERVICES DISTRICT NO. 1  
AND BRAZORIA COUNTY EMERGENCY SERVICES  
DISTRICT NO. 3 FOR THE TRANSFER OF SURPLUS PROPERTY**

This Interlocal Agreement (the "Agreement") is made and entered into effective the 22nd day of March, 2022, (the "Effective Date") by and between HARRIS COUNTY EMERGENCY SERVICES DISTRICT NO. 1 ("HC ESD 1") and BRAZORIA COUNTY EMERGENCY SERVICES DISTRICT NO. 3 ("BC ESD 3") (collectively the "Parties").

**RECITALS**

WHEREAS, BC ESD 3 is a political subdivision of the State operating under the authority of chapter 775 of the Texas Health and Safety Code, authorized to provide fire suppression and emergency medical services ("EMS") within its boundaries, including contracting with non-profit EMS agencies;

WHEREAS, HC ESD 1 is a political subdivision of the State operating under the authority of chapter 775 of the Texas Health and Safety Code, authorized to provide emergency medical services ("EMS") within its boundaries, including contracting with non-profit EMS agencies;

WHEREAS, Chapter 791, Texas Government Code (the "Interlocal Cooperation Act") authorizes local governments to contract with one another to perform governmental functions that each party to the contract is authorized to perform individually; and

WHEREAS, HC ESD 1 and BC ESD 3 mutually desire to be subject to the provisions of the Interlocal Cooperation Act, specifically §791.011, regarding contracts to perform governmental functions and services; and

WHEREAS, HC ESD 1 wishes to provide to BC ESD 3 surplus property which may be transferred between emergency services districts under the terms of chapter 775.

NOW, THEREFORE, in consideration of the above recitals, the mutual promises that follow and other good and valuable consideration, the receipt and legal sufficiency of which are hereby acknowledged, the Parties do hereby agree as follows:

1. **INCORPORATION OF RECITALS.** The above recitals, having been found by the Parties to be true and correct in all respects are incorporated into this Agreement by reference for all purposes.
2. **AUTHORITY TO TRANSFER SURPLUS PROPERTY.** In accordance with Texas Health and Safety Code Title 9 Subtitle B Chapter 775 Section 775.0735 Disposition of Property as well as Section 775.251 Sale and Disposition of Surplus or Salvage Property "A district may contract to supply surplus property to any volunteer fire department or district in this state at fair market value."

3. **DESIGNATION OF SURPLUS PROPERTY.** HC ESD 1 designates two (2) O-Two brand ventilators, model number e700 as surplus property for disposition to another emergency services district in the state, per the requirements of the Health and Safety Code.

4. **SALE OF SURPLUS PROPERTY.** HCESD 1 agrees to sell to BC ESD 3, and BC ESD 3 agrees to purchase from HC ESD 1, two (2) O-Two brand e700 ventilator units as surplus property at fair market value of \$4,885 each, for a total price of \$9,770.

5. **DISCLAIMER OF WARRANTIES.** The Parties agree that the purchase of the ventilators is made on an as-is basis. HC ESD 1 disclaims any and all warranties or liability for the operation of the ventilators. If any manufacturer warranty exists on the ventilators, then, to the extent allowed under the original purchase from the manufacturer, HC ED 1 transfers said manufacturer's warranty to BC ESD 3.

6. **MISCELLANEOUS**

a. Interpretation of Agreement. Although drawn by one Party, this Agreement shall, in the event of any dispute over its meaning or application, be interpreted fairly and reasonably, and neither more strongly for or against any other Party.

b. Governing law. This Agreement shall be governed by the laws of Texas, without regard to the principles of conflict of laws.

c. Venue. Any litigation in any way relating to this Agreement shall be brought in State Court in Harris County, Texas.

d. Severability. In the event that one or more of the provisions contained in this Agreement shall for any reason be held to be invalid, illegal or unenforceable in any respect, such invalidity, illegality or unenforceability of the agreement shall be construed as if such invalid, illegal or unenforceable provision has never been contained herein, but shall not affect the remaining provisions of this agreement, which shall remain in force and effect.

e. Notices. Any notice or request required by this Agreement must be in writing, and may be given or be served by depositing the same in the United States Postal Service, postal prepaid, and certified and addressed to the Party to be notified, with return receipt requested, or by delivering the same person to such Party, or by telecopy, when appropriate, addressed to the Party to be notified. Notice deposited in the mail in the manner herein above described shall be effective from and after such deposit if it received by its intended recipient within ten (10) business days of the mailing. Notice given in any other manner shall be effective only if and when received by the Party to be notified. For purposes of notice, the addresses of the Parties shall, until changed as herein provided, be as follows:

BC ESD 3:

Brazoria County Emergency Services District No. 3

Attn: Executive Director Jeff Braun  
P.O. Box 1253  
Manvel, TX 77578

With a copy to:  
Mr. John Peeler, General Counsel  
Coveler & Peeler, P.C.  
820 Gessner, Suite 1710  
Houston, Texas 77024


HC ESD 1:  
Harris County Emergency Services District No. 1  
General Counsel  
2800 Aldine Bender Rd  
Houston TX 77032

f. Amendment. This Agreement may be amended at any time by a written amendment signed and dated by all the Parties.

g. Multiple Counterparts; Effective Date; Copy as valid as original. The Parties may execute this Agreement in duplicate counterparts, each of which shall constitute an original but collectively shall constitute only one document, with the effective date being on the later of the parties to have executed, last dated or the date fully executed.

**AGREED TO AND ACCEPTED:**

**HARRIS COUNTY EMERGENCY  
SERVICES DISTRICT NO. 1**

By:   
District President

**BRAZORIA COUNTY EMERGENCY  
SERVICES DISTRICT NO. 3**

By: \_\_\_\_\_  
District President

**APPROVED**

Document approved by Harris County ESD-1  
Board of Commissioners

By a Majority Vote

on 3-22-22 (Date)

  
President of ESD-1

\_\_\_\_\_  
Secretary of ESD-1





## President's Report – HCEC

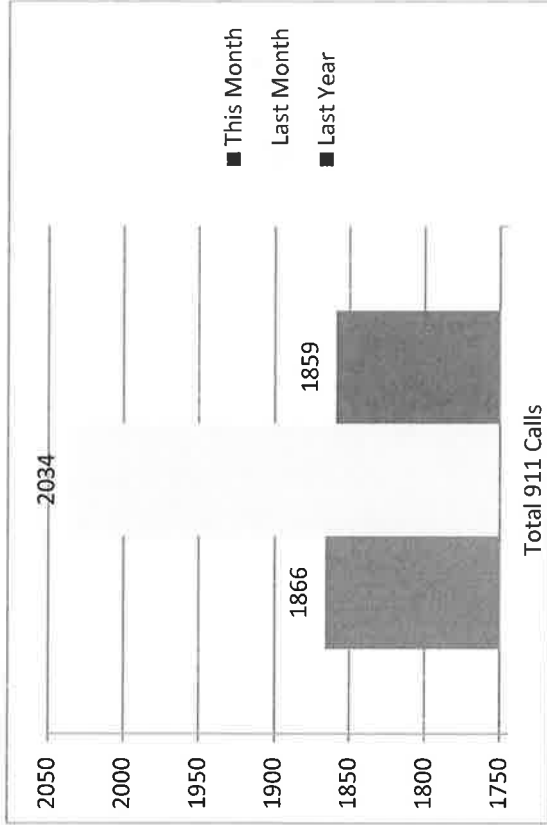
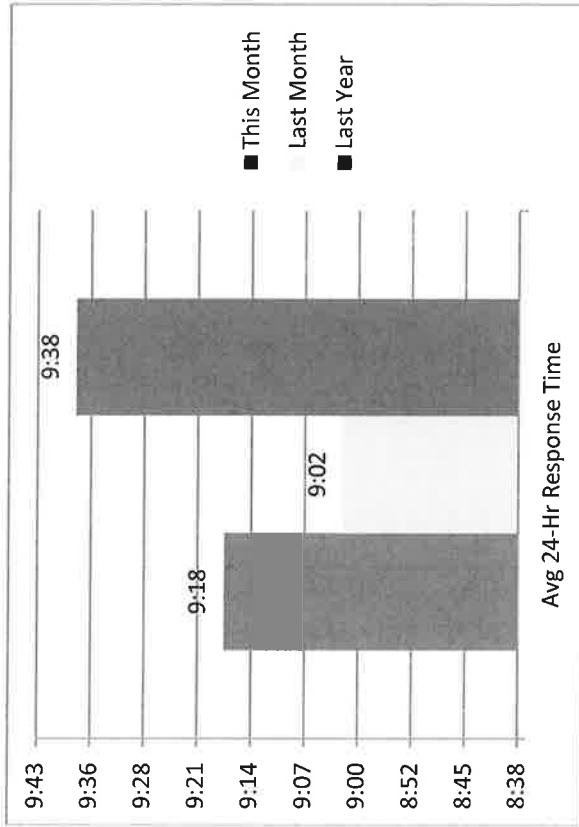
### March 2022 Meeting

- HCEC responded to 1866 911 calls this month, compared to 2034 in the previous month. Our response time is 9:18.
- HCEC had a successful Trimester CE. All of our credentialed medics are required to complete this training.
- We are meeting with the area fire chiefs to upgrade our radio infrastructure in a joint effort.
- We continue to meet with hospital facilities in order to reduce our patient offload times.
- We are monitoring the rising cost of fuel and supplies. While they will affect us, we are in a good position to withstand the price increases.


Vehicle Accidents last month: 3-minor

Maintenance Requests last month: 12

# HCEC Activity February 2022



## Call Volume Comparison





Division 11 Harris County Emerg Corps

# 911 STATISTICS REPORT FOR PERIOD 02-01-22 to 02-28-22

3/1/2022 8:50:06 AM Page 1 of 22

## INCIDENT TOTALS

| RESPONSE TYPE | 01 | 02 | 03 | 04 | 05 | 06 | 07 | 08 | 09 | 10 | 11 | 12 | 13 | 14 | 15 | 16 | 17 | 18 | 19 | 20 | 21 | 22 | 23 | 24 | 25 | 26 | 27 | 28 | Total |
|---------------|----|----|----|----|----|----|----|----|----|----|----|----|----|----|----|----|----|----|----|----|----|----|----|----|----|----|----|----|-------|
| ALS Response  | 57 | 65 | 51 | 53 | 47 | 53 | 48 | 53 | 49 | 38 | 55 | 43 | 49 | 44 | 52 | 45 | 55 | 43 | 62 | 61 | 51 | 49 | 47 | 45 | 53 | 51 | 40 | 51 | 1,410 |
| BLS Response  | 12 | 11 | 11 | 13 | 15 | 12 | 9  | 15 | 20 | 17 | 18 | 24 | 20 | 16 | 16 | 17 | 21 | 11 | 22 | 19 | 26 | 18 | 10 | 12 | 17 | 17 | 18 | 19 | 456   |
| <b>Totals</b> | 69 | 76 | 62 | 66 | 62 | 65 | 57 | 68 | 69 | 55 | 73 | 67 | 69 | 60 | 68 | 62 | 76 | 54 | 84 | 80 | 77 | 67 | 57 | 57 | 70 | 68 | 58 | 70 | 1,866 |

\* Medic units that went enroute in district, NO mutual aid responses

## INCIDENT TOTALS BY SHIFT

| SHIFT         | 01 | 02 | 03 | 04 | 05 | 06 | 07 | 08 | 09 | 10 | 11 | 12 | 13 | 14 | 15 | 16 | 17 | 18 | 19 | 20 | 21 | 22 | 23 | 24 | 25 | 26 | 27 | 28 | Total |
|---------------|----|----|----|----|----|----|----|----|----|----|----|----|----|----|----|----|----|----|----|----|----|----|----|----|----|----|----|----|-------|
| A - Shift     | 60 | 11 |    |    |    |    | 46 | 8  | 59 | 5  |    |    |    |    | 64 | 5  | 63 | 12 |    |    |    | 49 | 8  | 63 | 10 |    |    |    | 463   |
| B - Shift     | 9  | 65 | 8  |    |    |    | 60 | 10 | 50 | 11 |    |    |    |    | 57 | 13 | 42 | 12 |    |    |    |    | 49 | 7  | 58 | 13 |    |    | 464   |
| C - Shift     |    |    | 54 | 9  | 50 | 13 |    |    |    | 62 | 14 | 55 | 10 |    |    |    |    | 72 | 13 | 64 | 12 |    |    |    |    | 45 | 13 |    | 486   |
| D - Shift     |    |    |    | 57 | 12 | 52 | 11 |    |    |    | 53 | 14 | 50 | 4  |    |    |    |    | 67 | 13 | 55 | 8  |    |    |    |    | 57 |    | 453   |
| <b>Totals</b> | 69 | 76 | 62 | 66 | 62 | 65 | 57 | 68 | 69 | 55 | 73 | 67 | 69 | 60 | 68 | 62 | 76 | 54 | 84 | 80 | 77 | 67 | 57 | 57 | 70 | 68 | 58 | 70 | 1,866 |

\* Medic units that went enroute in district, NO mutual aid responses

## INCIDENT PRIORITY LEVEL SUMMARY

| RESPONSE TYPE | Alpha | Bravo | Charlie | Delta | Echo | Unspecified | Total |
|---------------|-------|-------|---------|-------|------|-------------|-------|
| ALS Response  | 162   | 231   | 322     | 492   | 43   | 160         | 1,410 |
| BLS Response  | 238   | 35    |         |       |      | 183         | 456   |
| <b>Totals</b> | 400   | 266   | 322     | 492   | 43   | 343         | 1,866 |

\* Medic units that went enroute in district, NO mutual aid responses

## INCIDENT PRIORITY LEVEL SUMMARY BY SHIFT

| SHIFT         | Alpha | Bravo | Charlie | Delta | Echo | Unspecified | Total |
|---------------|-------|-------|---------|-------|------|-------------|-------|
| A - Shift     | 97    | 64    | 83      | 124   | 10   | 85          | 463   |
| B - Shift     | 100   | 55    | 79      | 125   | 12   | 93          | 464   |
| C - Shift     | 110   | 76    | 80      | 126   | 8    | 86          | 486   |
| D - Shift     | 93    | 71    | 80      | 117   | 13   | 79          | 453   |
| <b>Totals</b> | 400   | 266   | 322     | 492   | 43   | 343         | 1,866 |

\* Medic units that went enroute in district, NO mutual aid responses

## INCIDENT PRIORITY LEVEL SUMMARY BY DIVISION

| DIVISION NAME             | Alpha | Bravo | Charlie | Delta | Echo | Unifrom | Total |
|---------------------------|-------|-------|---------|-------|------|---------|-------|
| Aldine FD                 | 72    | 35    | 60      | 89    | 12   | 64      | 332   |
| Eastex FD                 | 73    | 52    | 89      | 110   | 12   | 69      | 405   |
| Little York FD            | 61    | 48    | 44      | 86    | 6    | 64      | 309   |
| Northeast Fire and Rescue |       |       |         |       |      | 1       | 1     |
| Northwest FD              | 110   | 80    | 76      | 114   | 6    | 91      | 477   |
| Westfield FD              | 84    | 51    | 53      | 93    | 7    | 54      | 342   |
| <b>Totals</b>             | 400   | 266   | 322     | 492   | 43   | 343     | 1,866 |

\* Medic units that went enroute in district, NO mutual aid responses

## LEVEL OF SERVICE STATUS CHANGES BY DAY

| LEVEL OF SERVICE | Day} | 4 | 11 | 12 | 26 | 17 | 19 | 40 | 42 | 25 | 28 | Total |
|------------------|------|---|----|----|----|----|----|----|----|----|----|-------|
| Level 0          | 1    | 1 | 1  | 1  | 1  | 2  | 1  | 2  | 1  | 1  | 1  | 5     |
| Level 1          | 1    | 1 | 1  | 1  | 2  | 1  | 3  | 2  | 1  | 1  | 1  | 14    |
| <b>Totals</b>    | 2    | 1 | 1  | 2  | 2  | 1  | 5  | 3  | 1  | 1  | 1  | 19    |



Division 11 Harris County Emerg Corps

# 911 STATISTICS REPORT FOR PERIOD 02-01-22 to 02-28-22

3/1/2022 8:50:06 AM Page 2 of 22

## OUT OF THE CHUTE RESPONSE AVERAGES AND STATISTICS

| RESPONSE TYPE | ASSIGNED TO ENROUTE | ASSIGNED TO ONSCENE | ENROUTE TO ONSCENE | HOSPITAL TO ONSCENE | HOSPITAL TO IN-SERVICE | AVERAGE ONSCENE TIME | AVERAGE INCIDENT TIME |
|---------------|---------------------|---------------------|--------------------|---------------------|------------------------|----------------------|-----------------------|
| ALS Response  | 00:00:56            | 00:09:18            | 00:08:21           | 00:31:07            | 00:18:06               | 00:57:55             |                       |
| BLS Response  | 00:00:54            | 00:08:51            | 00:07:56           | 00:29:34            | 00:16:09               | 00:48:45             |                       |

\* Incidents with units that enroute in district, NO mutual aid responses

## OUT OF THE CHUTE RESPONSE AVERAGES AND STATISTICS BY SHIFT

| SHIFT     | ASSIGNED TO ENROUTE | ASSIGNED TO ONSCENE | ENROUTE TO ONSCENE | HOSPITAL TO ONSCENE | HOSPITAL TO IN-SERVICE | AVERAGE ONSCENE TIME | AVERAGE INCIDENT TIME |
|-----------|---------------------|---------------------|--------------------|---------------------|------------------------|----------------------|-----------------------|
| A - Shift | 00:01:00            | 00:09:00            | 00:07:59           | 00:32:42            | 00:17:12               | 00:55:17             |                       |
| B - Shift | 00:00:56            | 00:08:52            | 00:07:56           | 00:26:49            | 00:16:54               | 00:51:22             |                       |
| C - Shift | 00:00:58            | 00:09:31            | 00:08:33           | 00:29:59            | 00:17:38               | 00:55:57             |                       |
| D - Shift | 00:00:49            | 00:09:21            | 00:08:31           | 00:33:44            | 00:18:47               | 01:00:17             |                       |

\* Incidents with units that enroute in district, NO mutual aid responses

## INCIDENT METHOD OF ALARM BY SHIFT

| ALARM                 | A - Shift  | B - Shift  | C - Shift  | D - Shift  | Total        |
|-----------------------|------------|------------|------------|------------|--------------|
| 10-Digit Transfer     |            |            | 1          |            | 1            |
| 911 Network           | 422        | 413        | 431        | 404        | 1,670        |
| Alarm Company         | 2          | 6          | 2          | 5          | 15           |
| Field Unit On-View    |            |            | 1          |            | 1            |
| Law Enforcement       | 8          | 11         | 12         | 20         | 51           |
| Phone - Emergency     | 19         | 17         | 14         | 9          | 59           |
| Phone - Non-Emergency | 9          | 14         | 21         | 10         | 54           |
| Radio                 | 2          | 3          | 5          | 3          | 13           |
| Walk In               | 1          |            |            | 1          | 2            |
| <b>Total</b>          | <b>463</b> | <b>464</b> | <b>486</b> | <b>453</b> | <b>1,866</b> |

\* Incidents with units that enroute in district, NO mutual aid responses

## OUT OF SERVICE SUMMARY BY UNIT

| OUT OF SERVICE REASON      | EMS900          | M91             | M920            | M921            | M93             | M94             | M940            | M95             | M96             | M97             | Total    |
|----------------------------|-----------------|-----------------|-----------------|-----------------|-----------------|-----------------|-----------------|-----------------|-----------------|-----------------|----------|
| Administrative             |                 | 00:02:13        |                 |                 |                 | 00:00:31        |                 |                 |                 |                 | 00:02:44 |
| Crew issue                 | 00:00:07        |                 |                 | 00:00:18        |                 |                 |                 |                 |                 |                 | 00:00:26 |
| Decontamination            |                 |                 |                 |                 |                 |                 |                 | 00:00:45        |                 |                 | 00:00:45 |
| Mechanical                 | 00:00:36        | 00:01:19        | 00:00:41        |                 |                 |                 |                 |                 |                 | 00:01:08        | 00:03:46 |
| Supplies                   | 00:00:39        |                 |                 |                 |                 |                 | 00:00:29        |                 |                 |                 | 00:01:09 |
| Truck swap                 |                 |                 | 00:00:22        |                 |                 |                 |                 | 00:00:47        |                 |                 | 00:01:10 |
| Unspecified/Unknown Reason |                 |                 |                 | 00:00:13        | 00:00:41        |                 |                 |                 | 00:00:47        |                 | 00:01:41 |
| <b>Totals DD:HH:MM</b>     | <b>00:01:24</b> | <b>00:03:32</b> | <b>00:01:03</b> | <b>00:00:13</b> | <b>00:01:00</b> | <b>00:00:31</b> | <b>00:00:29</b> | <b>00:00:47</b> | <b>00:01:32</b> | <b>00:01:08</b> |          |



Division 11 Harris County Emerg Corps

# 911 STATISTICS REPORT FOR PERIOD 02-01-22 to 02-28-22

3/1/2022 8:50:06 AM Page 3 of 2

| AVERAGE ASSIGNED TO ENROUTE RESPONSE TIME BY UNIT |                                                                          |       |       |       |       |       |       |       |       |       |       |       |       |       |       |       |       |       |       |       |       |       |       |       |       |       |       |       |          |          |
|---------------------------------------------------|--------------------------------------------------------------------------|-------|-------|-------|-------|-------|-------|-------|-------|-------|-------|-------|-------|-------|-------|-------|-------|-------|-------|-------|-------|-------|-------|-------|-------|-------|-------|-------|----------|----------|
| MM:SS                                             | * Incidents with units that enroute in district, NO mutual aid responses |       |       |       |       |       |       |       |       |       |       |       |       |       |       |       |       |       |       |       |       |       |       |       |       |       |       |       |          |          |
| UNIT                                              | 01                                                                       | 02    | 03    | 04    | 05    | 06    | 07    | 08    | 09    | 10    | 11    | 12    | 13    | 14    | 15    | 16    | 17    | 18    | 19    | 20    | 21    | 22    | 23    | 24    | 25    | 26    | 27    | 28    | Average  |          |
| EMS930                                            | 00:49                                                                    |       |       |       |       | 00:48 | 00:58 | 00:59 | 00:50 | 01:18 | 01:09 | 00:44 | 00:31 | 00:52 | 00:41 |       | 00:50 | 00:42 | 00:42 | 00:35 | 01:17 |       | 01:17 | 00:52 |       |       | 00:32 | 00:43 | 00:00:50 |          |
| EMS980                                            | 00:53                                                                    | 00:45 | 00:48 | 00:29 | 00:30 | 00:57 | 00:59 | 00:51 | 01:09 |       | 01:26 | 01:08 |       | 00:43 | 00:27 | 00:32 | 00:39 | 00:19 | 00:47 | 00:43 | 01:07 | 00:44 | 00:42 | 00:54 |       | 01:06 | 00:51 | 00:52 | 00:00:50 |          |
| M91                                               | 01:20                                                                    | 00:53 | 00:49 | 00:53 | 01:10 | 00:50 | 01:04 | 01:07 | 00:38 | 01:11 | 00:44 | 00:56 | 01:11 | 00:52 | 00:34 | 01:00 | 00:53 | 00:47 | 00:52 | 00:55 | 00:56 | 01:05 | 01:01 | 01:07 | 00:41 | 00:55 | 00:41 | 00:51 | 00:00:55 |          |
| M92                                               | 00:56                                                                    | 00:52 | 01:06 | 00:42 | 00:46 | 00:33 | 00:54 | 01:29 | 01:11 | 01:02 | 00:32 | 00:17 | 01:23 | 00:27 | 00:53 | 01:15 | 00:48 | 00:44 | 00:50 | 00:32 | 00:51 | 00:32 | 00:48 | 00:50 | 00:58 | 00:41 | 01:17 | 00:21 | 00:00:51 |          |
| M920                                              | 01:09                                                                    | 00:54 | 01:10 | 00:57 | 01:45 | 01:07 | 01:09 | 01:00 | 01:16 | 00:36 | 01:02 | 00:36 | 00:54 | 01:06 | 01:03 | 00:46 | 00:47 | 00:49 | 01:00 | 01:09 | 01:08 | 01:00 | 01:46 | 00:21 | 00:44 | 01:10 | 00:26 | 01:03 | 00:00:58 |          |
| M921                                              |                                                                          |       |       | 00:20 | 01:17 | 01:31 | 01:10 |       |       |       |       |       |       |       |       |       |       |       |       |       |       |       |       |       |       | 00:41 | 00:42 |       | 00:00:57 |          |
| M93                                               | 01:15                                                                    | 00:57 | 00:47 | 00:50 | 00:34 | 00:53 | 01:11 | 01:01 | 00:49 | 01:02 | 00:58 | 00:51 | 01:01 | 01:07 | 00:52 | 00:53 | 01:00 | 01:20 | 00:40 | 00:40 | 00:48 | 00:47 | 01:14 | 00:58 | 00:55 | 00:57 | 00:32 | 01:01 | 00:00:55 |          |
| M930                                              |                                                                          | 01:18 |       |       |       |       |       |       |       |       |       |       |       |       |       | 00:47 |       |       |       |       |       |       |       |       |       |       |       |       |          | 00:01:03 |
| M931                                              |                                                                          |       |       | 01:15 | 00:59 | 01:05 | 01:50 |       |       |       |       |       |       |       |       |       |       |       |       |       |       |       |       | 00:54 | 00:41 | 00:59 |       |       |          | 00:01:01 |
| M94                                               | 00:48                                                                    | 00:37 | 01:03 | 00:20 | 01:04 | 00:59 | 00:55 | 01:19 | 00:58 | 00:47 | 00:58 | 01:10 | 00:31 | 00:46 | 00:34 | 01:21 | 00:47 | 00:46 | 01:13 | 00:44 | 01:14 | 00:39 | 01:26 | 01:29 | 00:56 | 00:57 | 01:03 | 00:40 | 00:00:55 |          |
| M940                                              | 01:00                                                                    | 00:50 | 01:01 | 00:57 | 00:48 | 00:48 | 00:44 | 00:33 | 01:02 | 00:53 | 01:12 | 01:00 | 01:03 | 01:00 | 01:01 | 00:55 | 00:48 | 01:05 | 01:02 | 00:37 | 01:04 | 00:44 | 00:33 | 01:13 | 00:54 | 01:28 | 01:15 | 01:02 | 00:00:56 |          |
| M941                                              |                                                                          |       |       | 01:15 | 00:42 | 01:39 | 01:54 |       |       |       |       |       |       |       |       |       |       |       |       |       |       |       |       |       |       |       | 01:05 | 01:33 |          | 00:01:21 |
| M95                                               | 01:03                                                                    | 00:48 | 01:02 | 01:10 | 01:08 | 01:01 | 01:05 | 00:43 | 01:33 | 00:49 | 00:52 | 00:49 | 01:10 | 00:52 | 02:06 | 01:10 | 01:28 | 01:20 | 00:32 | 01:06 | 00:37 | 01:06 | 01:02 | 01:06 | 00:55 | 01:19 | 01:25 | 01:19 | 00:01:04 |          |
| M96                                               | 01:19                                                                    | 00:46 | 00:53 | 00:43 | 01:14 | 00:51 | 00:51 | 00:52 | 01:13 | 00:24 | 01:01 | 00:54 | 01:01 | 00:40 | 01:02 | 00:47 | 00:54 | 01:03 | 00:44 | 00:43 | 00:45 | 00:44 | 01:07 | 01:01 | 01:16 | 00:57 | 00:51 | 00:34 | 00:00:53 |          |
| M97                                               | 01:18                                                                    | 01:26 | 01:26 | 01:24 | 01:01 | 00:57 | 01:02 | 01:11 | 01:06 | 01:03 | 00:39 | 01:19 | 01:06 | 01:08 | 01:07 | 00:40 | 00:31 | 01:17 | 00:55 | 00:38 | 00:45 | 01:15 | 01:20 | 00:43 | 01:08 | 00:58 | 00:48 | 00:54 | 00:01:01 |          |
| M980                                              |                                                                          |       |       |       |       |       |       |       | 00:49 |       |       |       | 00:55 |       |       |       |       |       |       |       |       |       |       |       | 01:00 |       |       |       | 00:00:56 |          |

| AVERAGE ASSIGNED TO ENROUTE RESPONSE TIME BY SHIFT |                                                                          |       |       |       |       |       |       |       |       |       |       |       |       |       |       |       |       |       |       |       |       |       |       |       |       |       |       |       |          |
|----------------------------------------------------|--------------------------------------------------------------------------|-------|-------|-------|-------|-------|-------|-------|-------|-------|-------|-------|-------|-------|-------|-------|-------|-------|-------|-------|-------|-------|-------|-------|-------|-------|-------|-------|----------|
| MM:SS                                              | * Incidents with units that enroute in district, NO mutual aid responses |       |       |       |       |       |       |       |       |       |       |       |       |       |       |       |       |       |       |       |       |       |       |       |       |       |       |       |          |
| SHIFT                                              | 01                                                                       | 02    | 03    | 04    | 05    | 06    | 07    | 08    | 09    | 10    | 11    | 12    | 13    | 14    | 15    | 16    | 17    | 18    | 19    | 20    | 21    | 22    | 23    | 24    | 25    | 26    | 27    | 28    | Average  |
| A - Shift                                          | 01:02                                                                    | 01:22 |       |       |       |       | 01:00 | 01:01 | 01:01 | 01:12 |       |       |       |       | 00:52 | 01:46 | 00:49 | 01:02 |       |       |       | 01:09 | 01:40 | 00:53 | 01:28 |       |       |       | 00:01:00 |
| B - Shift                                          | 01:13                                                                    | 00:49 | 01:21 |       |       |       |       | 01:00 | 01:27 | 00:52 | 01:17 |       |       |       |       | 00:53 | 01:09 | 00:55 | 00:56 |       |       |       |       | 00:50 | 01:18 | 00:51 | 01:04 |       | 00:00:56 |
| C - Shift                                          |                                                                          |       | 00:57 | 01:01 | 00:59 | 01:35 |       |       |       |       | 00:52 | 01:29 | 00:54 | 00:53 |       |       |       |       | 00:49 | 01:23 | 00:52 | 01:20 |       |       |       |       | 00:53 | 01:18 | 00:00:57 |
| D - Shift                                          |                                                                          |       |       | 00:48 | 01:20 | 00:47 | 00:52 |       |       |       |       | 00:44 | 01:26 | 00:52 | 02:13 |       |       |       |       | 00:38 | 01:20 | 00:44 | 01:07 |       |       |       |       | 00:44 | 00:00:49 |

| AVERAGE ASSIGNED TO ENROUTE RESPONSE TIME BY RESPONSE TYPE |                                                                          |       |       |       |       |       |       |       |       |       |       |       |       |       |       |       |       |       |       |       |       |       |       |       |       |       |       |          |         |
|------------------------------------------------------------|--------------------------------------------------------------------------|-------|-------|-------|-------|-------|-------|-------|-------|-------|-------|-------|-------|-------|-------|-------|-------|-------|-------|-------|-------|-------|-------|-------|-------|-------|-------|----------|---------|
| MM:SS                                                      | * Incidents with units that enroute in district, NO mutual aid responses |       |       |       |       |       |       |       |       |       |       |       |       |       |       |       |       |       |       |       |       |       |       |       |       |       |       |          |         |
| RESPONSE TYPE                                              | 01                                                                       | 02    | 03    | 04    | 05    | 06    | 07    | 08    | 09    | 10    | 11    | 12    | 13    | 14    | 15    | 16    | 17    | 18    | 19    | 20    | 21    | 22    | 23    | 24    | 25    | 26    | 27    | 28       | Average |
| ALS Response                                               | 01:02                                                                    | 00:50 | 00:59 | 00:51 | 01:20 | 00:50 | 00:59 | 01:27 | 00:50 | 00:52 | 01:37 | 00:57 | 00:47 | 02:13 | 01:33 | 01:09 | 01:14 | 00:55 | 01:27 | 01:14 | 01:25 | 01:09 | 00:48 | 01:23 | 00:51 | 00:59 | 00:44 | 00:00:57 |         |
| BLS Response                                               | 00:46                                                                    | 00:39 | 01:24 | 00:44 | 01:20 | 00:36 | 01:09 | 01:00 | 00:58 | 01:18 | 00:45 | 01:03 | 01:01 | 00:51 | 01:59 | 00:40 | 00:46 | 01:03 | 00:41 | 01:30 | 00:52 | 01:01 | 00:55 | 01:07 | 00:49 | 01:19 | 01:58 | 00:00:49 |         |



Division 11 Harris County Emerg Corps

# 911 STATISTICS REPORT FOR PERIOD 02-01-22 to 02-28-22

3/1/2022 8:50:06 AM Page 4 of 22

| AVERAGE ENROUTE TO ONSCENE RESPONSE TIME BY UNIT |                                                                          |       |       |       |       |       |       |       |       |       |       |       |       |       |       |       |       |       |       |       |       |       |       |       |       |       |       |       |          |          |  |
|--------------------------------------------------|--------------------------------------------------------------------------|-------|-------|-------|-------|-------|-------|-------|-------|-------|-------|-------|-------|-------|-------|-------|-------|-------|-------|-------|-------|-------|-------|-------|-------|-------|-------|-------|----------|----------|--|
| MM:SS                                            | * Incidents with units that enroute in district, NO mutual aid responses |       |       |       |       |       |       |       |       |       |       |       |       |       |       |       |       |       |       |       |       |       |       |       |       |       |       |       |          |          |  |
| UNIT                                             | 01                                                                       | 02    | 03    | 04    | 05    | 06    | 07    | 08    | 09    | 10    | 11    | 12    | 13    | 14    | 15    | 16    | 17    | 18    | 19    | 20    | 21    | 22    | 23    | 24    | 25    | 26    | 27    | 28    | Average  |          |  |
| EMS980                                           | 09:18                                                                    |       |       |       |       | 14:30 | 06:29 | 08:28 | 06:56 | 10:31 | 05:54 | 08:02 | 07:32 | 07:13 | 13:52 |       | 10:11 | 07:46 | 05:22 | 06:16 | 09:40 |       | 06:11 | 07:20 |       |       | 08:09 | 09:19 | 00:08:28 |          |  |
| EMS980                                           | 09:05                                                                    | 09:09 | 08:20 | 12:08 | 07:07 | 11:58 | 04:24 | 08:16 | 10:28 |       | 10:37 | 09:01 |       | 10:20 | 05:14 | 10:04 | 07:26 | 10:44 | 12:00 | 11:43 | 10:09 | 09:18 | 08:46 | 11:43 |       | 16:53 | 11:20 | 13:42 | 00:10:05 |          |  |
| M91                                              | 08:33                                                                    | 07:56 | 04:16 | 05:17 | 10:20 | 06:36 | 06:56 | 08:38 | 10:25 | 07:58 | 08:51 | 04:42 | 07:13 | 06:14 | 09:20 | 06:09 | 07:20 | 05:16 | 06:34 | 10:09 | 09:09 | 08:00 | 06:36 | 07:29 | 06:25 | 07:44 | 06:29 | 09:52 | 00:07:34 |          |  |
| M92                                              | 06:33                                                                    | 10:36 | 06:22 | 08:01 | 06:42 | 07:24 | 07:25 | 04:02 | 06:41 | 06:18 | 07:46 | 05:37 | 07:54 | 05:23 | 06:48 | 06:14 | 10:09 | 06:28 | 06:23 | 07:32 | 06:37 | 08:03 | 08:41 | 05:33 | 07:46 | 05:58 | 06:28 | 07:53 | 00:07:04 |          |  |
| M920                                             | 05:25                                                                    | 07:48 | 01:54 | 07:04 | 08:35 | 10:46 | 06:18 | 05:51 | 09:38 | 08:02 | 09:56 | 09:01 | 11:50 | 07:55 | 08:03 | 06:28 | 06:00 | 08:26 | 07:32 | 08:38 | 06:09 | 07:39 | 07:30 | 06:42 | 07:39 | 05:36 | 07:01 | 07:19 | 00:07:41 |          |  |
| M921                                             |                                                                          |       |       | 05:30 | 07:30 | 09:16 | 09:59 |       |       |       |       |       |       |       |       |       |       |       |       |       |       |       |       |       |       | 06:56 | 07:39 |       | 00:07:32 |          |  |
| M93                                              | 06:01                                                                    | 06:30 | 06:20 | 05:58 | 05:00 | 06:20 | 10:39 | 07:11 | 05:28 | 04:54 | 05:14 | 06:02 | 07:35 | 09:29 | 08:44 | 08:40 | 07:13 | 04:09 | 04:09 | 07:42 | 07:05 | 06:20 | 08:57 | 06:44 | 06:35 | 04:56 | 06:52 | 07:45 | 00:06:48 |          |  |
| M930                                             | 06:32                                                                    |       |       |       |       |       |       |       |       |       |       |       |       |       |       | 04:01 |       |       |       |       |       |       |       |       |       |       |       |       |          |          |  |
| M931                                             |                                                                          |       |       | 08:21 | 06:42 | 05:46 | 08:30 |       |       |       |       |       |       |       |       |       |       |       |       |       |       |       |       | 00:08 | 11:53 | 05:52 |       |       |          | 00:07:46 |  |
| M94                                              | 06:05                                                                    | 05:22 | 08:37 | 06:18 | 07:44 | 06:54 | 04:14 | 05:05 | 04:55 | 06:30 | 06:20 | 08:39 | 05:04 | 08:14 | 06:26 | 05:06 | 04:04 | 05:34 | 07:06 | 06:14 | 08:20 | 06:14 | 04:44 | 04:15 | 05:59 | 07:22 | 09:52 | 07:23 | 00:06:23 |          |  |
| M940                                             | 06:47                                                                    | 05:27 | 06:06 | 05:05 | 07:59 | 07:11 | 06:57 | 06:16 | 04:38 | 04:23 | 03:47 | 06:34 | 06:06 | 06:24 | 04:35 | 08:31 | 05:35 | 05:08 | 06:30 | 05:49 | 03:28 | 06:52 | 07:42 | 05:39 | 04:46 | 07:08 | 06:44 | 07:20 | 00:06:04 |          |  |
| M941                                             |                                                                          |       |       | 06:09 | 06:43 | 05:04 | 05:01 |       |       |       |       |       |       |       |       |       |       |       |       |       |       |       |       |       |       | 10:19 | 00:34 |       |          | 00:06:16 |  |
| M95                                              | 08:57                                                                    | 07:50 | 10:17 | 09:32 | 06:23 | 04:02 | 05:52 | 06:49 | 06:52 | 07:39 | 07:12 | 07:46 | 09:12 | 05:35 | 08:34 | 07:53 | 07:19 | 06:11 | 05:11 | 09:12 | 09:22 | 06:34 | 05:38 | 08:12 | 09:25 | 17:00 | 07:25 | 08:33 | 00:07:37 |          |  |
| M96                                              | 06:32                                                                    | 05:05 | 07:02 | 05:16 | 07:14 | 06:16 | 06:56 | 07:20 | 08:22 | 08:38 | 07:02 | 07:57 | 08:02 | 07:08 | 05:38 | 07:37 | 05:20 | 07:38 | 06:51 | 05:58 | 08:06 | 08:46 | 06:03 | 09:56 | 06:34 | 05:20 | 07:49 | 08:10 | 00:07:05 |          |  |
| M97                                              | 07:10                                                                    | 06:20 | 07:46 | 05:24 | 04:05 | 07:27 | 11:57 | 05:53 | 14:27 | 05:32 | 08:26 | 08:26 | 06:39 | 06:04 | 08:02 | 07:32 | 08:29 | 06:42 | 07:49 | 07:40 | 08:17 | 05:35 | 08:49 | 04:59 | 08:51 | 06:40 | 10:55 | 04:50 | 00:07:18 |          |  |
| M980                                             |                                                                          |       |       |       |       |       |       |       |       | 03:18 |       | 08:47 |       |       |       |       |       |       |       |       |       |       |       |       |       | 09:55 |       |       |          | 00:08:12 |  |

| AVERAGE ENROUTE TO ONSCENE RESPONSE TIME BY SHIFT |                                                                          |       |       |       |       |       |       |       |       |       |       |       |       |       |       |       |       |       |       |       |       |       |       |       |       |       |       |       |          |
|---------------------------------------------------|--------------------------------------------------------------------------|-------|-------|-------|-------|-------|-------|-------|-------|-------|-------|-------|-------|-------|-------|-------|-------|-------|-------|-------|-------|-------|-------|-------|-------|-------|-------|-------|----------|
| MM:SS                                             | * Incidents with units that enroute in district, NO mutual aid responses |       |       |       |       |       |       |       |       |       |       |       |       |       |       |       |       |       |       |       |       |       |       |       |       |       |       |       |          |
| SHIFT                                             | 01                                                                       | 02    | 03    | 04    | 05    | 06    | 07    | 08    | 09    | 10    | 11    | 12    | 13    | 14    | 15    | 16    | 17    | 18    | 19    | 20    | 21    | 22    | 23    | 24    | 25    | 26    | 27    | 28    | Average  |
| A - Shift                                         | 07:06                                                                    | 07:21 |       |       |       |       | 07:14 | 05:26 | 07:37 | 06:45 |       |       |       | 07:47 | 04:27 | 07:23 | 07:05 |       |       |       |       | 07:14 | 09:07 | 07:33 | 06:19 |       |       |       | 00:07:21 |
| B - Shift                                         | 07:46                                                                    | 07:18 | 07:55 |       |       |       | 06:37 | 07:30 | 06:46 | 08:20 |       |       |       |       |       | 07:19 | 04:55 | 06:09 | 04:51 |       |       |       |       | 07:13 | 07:41 | 07:50 | 07:37 |       | 00:07:03 |
| C - Shift                                         |                                                                          |       | 06:49 | 06:48 | 06:45 | 08:06 |       |       |       | 07:24 | 08:11 | 07:59 | 06:58 |       |       |       |       | 06:43 | 05:28 | 08:06 | 07:03 |       |       |       |       |       | 07:37 | 07:01 | 00:07:17 |
| D - Shift                                         |                                                                          |       |       | 07:02 | 08:03 | 07:35 | 07:08 |       |       |       |       | 07:15 | 06:52 | 07:19 | 08:53 |       |       |       |       | 08:13 | 06:12 | 07:31 | 06:37 |       |       |       |       | 08:29 | 00:07:35 |

| AVERAGE ENROUTE TO ONSCENE RESPONSE TIME BY RESPONSE TYPE |                                                                          |       |       |       |       |       |       |       |       |       |       |       |       |       |       |       |       |       |       |       |       |       |       |       |       |       |       |       |          |
|-----------------------------------------------------------|--------------------------------------------------------------------------|-------|-------|-------|-------|-------|-------|-------|-------|-------|-------|-------|-------|-------|-------|-------|-------|-------|-------|-------|-------|-------|-------|-------|-------|-------|-------|-------|----------|
| MM:SS                                                     | * Incidents with units that enroute in district, NO mutual aid responses |       |       |       |       |       |       |       |       |       |       |       |       |       |       |       |       |       |       |       |       |       |       |       |       |       |       |       |          |
| RESPONSE TYPE                                             | 01                                                                       | 02    | 03    | 04    | 05    | 06    | 07    | 08    | 09    | 10    | 11    | 12    | 13    | 14    | 15    | 16    | 17    | 18    | 19    | 20    | 21    | 22    | 23    | 24    | 25    | 26    | 27    | 28    | Average  |
| ALS Response                                              | 07:21                                                                    | 07:22 | 07:17 | 06:29 | 07:26 | 07:03 | 07:29 | 06:22 | 08:35 | 06:38 | 07:19 | 08:20 | 07:56 | 06:00 | 08:53 | 04:52 | 04:55 | 08:49 | 04:59 | 05:20 | 04:56 | 07:39 | 07:17 | 06:58 | 08:13 | 07:42 | 07:44 | 07:58 | 00:07:17 |
| BLS Response                                              | 07:55                                                                    | 06:54 | 11:01 | 06:48 | 09:09 | 09:34 | 05:42 | 08:06 | 07:21 | 07:03 | 07:50 | 06:28 | 08:41 | 08:11 | 09:54 | 04:02 | 07:55 | 07:33 | 03:36 | 08:12 | 08:24 | 07:38 | 07:47 | 07:56 | 06:19 | 08:15 | 06:33 | 04:19 | 00:07:35 |



Division 11 Harris County Emerg Corps

# 911 STATISTICS REPORT FOR PERIOD 02-01-22 to 02-28-22

3/1/2022 8:50:06 AM Page 5 of 22

| HH:MM:SS |                     | AVERAGE RESPONSE TIMES BY UNIT - IN DISTRICT |                    |                        |                      |                       |  |  | * All units assigned to a response in district that went enroute |  |
|----------|---------------------|----------------------------------------------|--------------------|------------------------|----------------------|-----------------------|--|--|------------------------------------------------------------------|--|
| UNIT     | ASSIGNED TO ENROUTE | ASSIGNED TO ONSCENE                          | ENROUTE TO ONSCENE | HOSPITAL TO IN-SERVICE | AVERAGE ONSCENE TIME | AVERAGE INCIDENT TIME |  |  |                                                                  |  |
| EMS930   | 00:00:51            | 00:09:26                                     | 00:08:34           | 00:31:24               | 00:17:51             | 00:55:45              |  |  |                                                                  |  |
| EMS980   | 00:00:49            | 00:10:10                                     | 00:09:21           | 00:34:43               | 00:15:17             | 00:45:06              |  |  |                                                                  |  |
| M91      | 00:00:55            | 00:08:23                                     | 00:07:28           | 00:34:45               | 00:16:51             | 01:03:24              |  |  |                                                                  |  |
| M92      | 00:00:50            | 00:07:36                                     | 00:06:45           | 00:31:04               | 00:17:16             | 01:00:55              |  |  |                                                                  |  |
| M920     | 00:00:59            | 00:08:28                                     | 00:07:26           | 00:34:08               | 00:17:02             | 00:58:26              |  |  |                                                                  |  |
| M921     | 00:01:01            | 00:08:27                                     | 00:07:25           | 00:17:57               | 00:13:58             | 00:43:30              |  |  |                                                                  |  |
| M93      | 00:00:54            | 00:07:21                                     | 00:06:27           | 00:28:48               | 00:16:12             | 00:56:39              |  |  |                                                                  |  |
| M930     | 00:01:05            | 00:07:18                                     | 00:06:13           | 00:45:23               | 00:11:50             | 01:14:56              |  |  |                                                                  |  |
| M931     | 00:00:54            | 00:07:53                                     | 00:06:56           | 00:30:47               | 00:22:29             | 00:51:47              |  |  |                                                                  |  |
| M94      | 00:00:57            | 00:06:57                                     | 00:06:02           | 00:29:16               | 00:17:50             | 00:48:43              |  |  |                                                                  |  |
| M940     | 00:00:56            | 00:06:53                                     | 00:05:57           | 00:27:58               | 00:15:49             | 00:50:17              |  |  |                                                                  |  |
| M941     | 00:01:15            | 00:07:21                                     | 00:06:00           | 00:22:56               | 00:22:08             | 00:47:44              |  |  |                                                                  |  |
| M95      | 00:01:01            | 00:08:23                                     | 00:07:20           | 00:30:47               | 00:19:43             | 00:56:31              |  |  |                                                                  |  |
| M96      | 00:00:52            | 00:07:55                                     | 00:07:01           | 00:31:16               | 00:20:24             | 01:03:52              |  |  |                                                                  |  |
| M97      | 00:00:58            | 00:08:03                                     | 00:07:03           | 00:28:19               | 00:14:46             | 00:54:08              |  |  |                                                                  |  |
| M980     | 00:00:54            | 00:09:30                                     | 00:08:30           | 00:24:12               | 00:16:02             | 00:52:04              |  |  |                                                                  |  |

| HH:MM:SS |                     | AVERAGE RESPONSE TIMES BY SHIFT - IN DISTRICT |                    |                        |                      |                       |  |  | * All units assigned to a response in district that went enroute |  |
|----------|---------------------|-----------------------------------------------|--------------------|------------------------|----------------------|-----------------------|--|--|------------------------------------------------------------------|--|
| SHIFT    | ASSIGNED TO ENROUTE | ASSIGNED TO ONSCENE                           | ENROUTE TO ONSCENE | HOSPITAL TO IN-SERVICE | AVERAGE ONSCENE TIME | AVERAGE INCIDENT TIME |  |  |                                                                  |  |
| A        | 00:00:59            | 00:08:07                                      | 00:07:06           | 00:32:29               | 00:16:48             | 00:56:03              |  |  |                                                                  |  |
| B        | 00:00:56            | 00:07:34                                      | 00:06:37           | 00:26:38               | 00:16:31             | 00:52:16              |  |  |                                                                  |  |
| C        | 00:00:58            | 00:07:54                                      | 00:06:56           | 00:30:03               | 00:18:03             | 00:56:44              |  |  |                                                                  |  |
| D        | 00:00:49            | 00:08:12                                      | 00:07:22           | 00:34:21               | 00:18:21             | 01:01:03              |  |  |                                                                  |  |



Division 11 Harris County Emerg Corps

# 911 STATISTICS REPORT FOR PERIOD 02-01-22 to 02-28-22

3/1/2022 8:50:06 AM Page 6 of 22

| HHMM:SS |                     | AVERAGE RESPONSE TIMES BY UNIT - OUT OF DISTRICT |                    |                        |                      |                       |                                                                      |  |  |  |  |
|---------|---------------------|--------------------------------------------------|--------------------|------------------------|----------------------|-----------------------|----------------------------------------------------------------------|--|--|--|--|
| UNIT    | ASSIGNED TO ENROUTE | ASSIGNED TO ONSCENE                              | ENROUTE TO ONSCENE | HOSPITAL TO IN-SERVICE | AVERAGE ONSCENE TIME | AVERAGE INCIDENT TIME | * All units assigned to a response out of district that went enroute |  |  |  |  |
| EMS930  | 00:00:09            | 00:00:31                                         | 00:00:24           | 00:23:28               | 00:24:01             | 00:27:34              |                                                                      |  |  |  |  |
| EMS980  | 00:00:52            | 00:10:53                                         | 00:09:59           | 00:23:27               | 00:15:42             | 00:50:23              |                                                                      |  |  |  |  |
| M91     | 00:01:17            | 00:05:21                                         | 00:04:16           | 00:39:36               | 02:19:58             | 01:38:29              |                                                                      |  |  |  |  |
| M92     | 00:01:04            | 00:07:50                                         | 00:06:44           | 00:23:42               | 01:24:40             | 00:33:56              |                                                                      |  |  |  |  |
| M920    | 00:00:13            | 00:07:52                                         | 00:07:17           | 00:38:57               | 00:09:39             | 00:15:28              |                                                                      |  |  |  |  |
| M921    | 00:00:12            | 00:06:27                                         | 00:06:15           | 00:45:08               | 00:07:16             | 00:11:26              |                                                                      |  |  |  |  |
| M93     | 00:01:41            | 00:10:02                                         | 00:08:20           | 00:00:00               | 01:35:04             | 01:39:51              |                                                                      |  |  |  |  |
| M94     | 00:00:24            | 00:07:13                                         | 00:06:50           | 00:22:54               | 00:07:47             | 00:16:17              |                                                                      |  |  |  |  |
| M940    | 00:00:49            | 00:06:35                                         | 00:05:48           | 00:13:35               | 00:44:04             | 00:33:42              |                                                                      |  |  |  |  |
| M941    | 00:01:25            | 00:11:35                                         | 00:10:09           | 00:00:00               | 01:23:58             | 01:35:34              |                                                                      |  |  |  |  |
| M95     | 00:00:37            | 00:09:28                                         | 00:08:53           | 00:00:00               | 00:23:54             | 00:31:14              |                                                                      |  |  |  |  |
| M96     | 00:01:01            | 00:10:28                                         | 00:09:27           | 01:05:27               | 00:28:09             | 01:09:04              |                                                                      |  |  |  |  |
| M97     | 00:01:10            | 00:06:32                                         | 00:05:21           | 00:14:34               | 00:08:48             | 00:39:13              |                                                                      |  |  |  |  |
| M980    | 00:01:29            | 00:04:22                                         | 00:02:52           | 00:00:00               | 02:04:31             | 02:08:53              |                                                                      |  |  |  |  |

| HHMM:SS |                     | AVERAGE RESPONSE TIMES BY SHIFT - OUT OF DISTRICT |                    |                        |                      |                       |                                                                      |  |  |  |  |
|---------|---------------------|---------------------------------------------------|--------------------|------------------------|----------------------|-----------------------|----------------------------------------------------------------------|--|--|--|--|
| SHIFT   | ASSIGNED TO ENROUTE | ASSIGNED TO ONSCENE                               | ENROUTE TO ONSCENE | HOSPITAL TO IN-SERVICE | AVERAGE ONSCENE TIME | AVERAGE INCIDENT TIME | * All units assigned to a response out of district that went enroute |  |  |  |  |
| A       | 00:01:12            | 00:06:12                                          | 00:07:00           | 00:31:38               | 01:17:16             | 01:20:48              |                                                                      |  |  |  |  |
| B       | 00:00:44            | 00:05:48                                          | 00:04:35           | 00:32:09               | 01:35:47             | 00:43:43              |                                                                      |  |  |  |  |
| C       | 00:00:42            | 00:07:45                                          | 00:07:05           | 00:32:48               | 00:10:07             | 00:34:03              |                                                                      |  |  |  |  |
| D       | 00:01:07            | 00:06:58                                          | 00:05:59           | 00:19:57               | 01:31:18             | 01:11:01              |                                                                      |  |  |  |  |





# 911 STATISTICS REPORT FOR PERIOD 02-01-22 to 02-28-22

|        |    | INCIDENT RESPONSE TOTALS BY UNIT                     |    |    |    |    |    |    |    |    |    |    |    |    |    |    |    |    |    |    |    |    |    |    |    |    |    |    |       |
|--------|----|------------------------------------------------------|----|----|----|----|----|----|----|----|----|----|----|----|----|----|----|----|----|----|----|----|----|----|----|----|----|----|-------|
|        |    | * All units assigned to a response that went enroute |    |    |    |    |    |    |    |    |    |    |    |    |    |    |    |    |    |    |    |    |    |    |    |    |    |    |       |
| UNIT   | 01 | 02                                                   | 03 | 04 | 05 | 06 | 07 | 08 | 09 | 10 | 11 | 12 | 13 | 14 | 15 | 16 | 17 | 18 | 19 | 20 | 21 | 22 | 23 | 24 | 25 | 26 | 27 | 28 | Total |
| 9910   | 1  |                                                      |    |    |    |    |    |    |    |    |    |    |    |    |    |    |    |    |    |    |    |    |    |    |    |    |    |    | 1     |
| 9911   | 1  |                                                      |    |    |    |    |    |    |    |    |    |    |    |    |    |    |    |    |    |    |    |    |    |    |    |    |    |    | 1     |
| CHP1   | 1  |                                                      |    |    |    |    |    |    |    |    |    |    |    |    |    |    |    |    |    |    |    |    |    |    |    |    |    |    | 10    |
| D90    | 7  | 8                                                    | 5  | 3  | 3  | 7  | 7  | 2  | 4  | 4  | 3  | 6  | 2  | 1  | 2  | 3  | 3  | 3  | 2  | 2  | 2  | 1  | 1  | 3  | 3  | 7  | 1  | 2  | 100   |
| D901   | 4  |                                                      |    | 4  | 1  | 3  | 3  | 3  | 4  | 4  | 2  | 6  | 3  | 8  | 2  | 4  | 5  | 4  | 8  | 4  | 4  | 4  | 1  | 7  | 1  |    |    |    | 81    |
| EMS930 | 4  |                                                      |    |    |    | 3  | 2  | 2  | 5  | 2  | 4  | 6  | 4  | 4  | 5  | 5  | 1  | 4  | 5  | 4  | 4  | 5  | 3  | 3  | 3  | 2  | 4  |    | 72    |
| EMS980 | 5  | 8                                                    | 6  | 5  | 6  | 3  | 2  | 6  | 7  | 7  | 4  | 7  | 4  | 7  | 3  | 4  | 7  | 2  | 4  | 6  | 5  | 6  | 3  | 5  | 5  | 5  | 4  |    | 125   |
| M91    | 3  | 9                                                    | 8  | 6  | 7  | 8  | 7  | 5  | 7  | 8  | 11 | 5  | 7  | 6  | 10 | 10 | 12 | 9  | 7  | 10 | 10 | 7  | 9  | 5  | 8  | 8  | 10 | 9  | 221   |
| M92    | 8  | 6                                                    | 5  | 6  | 5  | 8  | 7  | 7  | 7  | 10 | 4  | 5  | 8  | 4  | 8  | 7  | 6  | 7  | 9  | 8  | 9  | 8  | 6  | 4  | 8  | 9  | 4  | 6  | 189   |
| M920   | 7  | 8                                                    | 3  | 7  | 2  | 7  | 7  | 8  | 6  | 6  | 6  | 9  | 8  | 5  | 9  | 6  | 7  | 8  | 9  | 9  | 6  | 10 | 8  | 5  | 8  | 5  | 7  | 6  | 192   |
| M921   |    |                                                      |    |    |    |    |    |    |    |    |    |    |    |    |    |    |    |    |    |    |    |    |    |    |    |    |    |    | 24    |
| M93    | 8  | 7                                                    | 9  | 3  | 4  | 4  | 6  | 7  | 5  | 8  | 6  | 7  | 5  | 6  | 8  | 9  | 11 | 5  | 12 | 10 | 11 | 9  | 7  | 7  | 7  | 6  | 5  | 6  | 198   |
| M930   | 3  |                                                      |    |    |    |    |    |    |    |    |    |    |    |    |    |    | 4  |    |    |    |    |    |    |    |    |    |    |    | 7     |
| M931   |    |                                                      |    |    |    |    |    |    |    |    |    |    |    |    |    |    |    |    |    |    |    |    |    |    |    |    |    |    | 27    |
| M94    | 8  | 5                                                    | 4  | 8  | 4  | 8  | 9  | 6  | 10 | 3  | 8  | 6  | 10 | 7  | 5  | 7  | 7  | 5  | 8  | 7  | 8  | 7  | 2  | 3  | 7  | 4  | 6  | 8  | 180   |
| M940   | 9  | 6                                                    | 4  | 7  | 5  | 7  | 7  | 10 | 8  | 3  | 5  | 8  | 8  | 7  | 7  | 5  | 8  | 4  | 8  | 9  | 5  | 6  | 3  | 4  | 7  | 3  | 6  | 7  | 176   |
| M941   |    |                                                      |    |    |    |    |    |    |    |    |    |    |    |    |    |    |    |    |    |    |    |    |    |    |    |    |    |    | 17    |
| M95    | 10 | 15                                                   | 7  | 7  | 9  | 8  | 5  | 6  | 6  | 5  | 6  | 5  | 6  | 4  | 6  | 6  | 8  | 6  | 9  | 6  | 10 | 6  | 8  | 9  | 5  | 2  | 6  | 5  | 191   |
| M96    | 4  | 8                                                    | 7  | 6  | 8  | 5  | 3  | 8  | 6  | 7  | 9  | 10 | 7  | 7  | 8  | 6  | 9  | 6  | 12 | 8  | 10 | 7  | 9  | 8  | 5  | 7  | 5  | 11 | 206   |
| M97    | 3  | 6                                                    | 3  | 2  | 5  | 4  | 5  | 5  | 3  | 5  | 7  | 5  | 3  | 6  | 4  | 3  | 3  | 2  | 7  | 6  | 4  | 2  | 2  | 4  | 4  | 9  | 1  | 7  | 120   |
| M980   |    |                                                      |    |    |    |    |    |    |    |    |    |    |    |    |    |    |    |    |    |    |    |    |    |    |    |    |    |    | 13    |
| Totals | 80 | 92                                                   | 74 | 79 | 68 | 79 | 68 | 82 | 72 | 67 | 78 | 82 | 77 | 72 | 78 | 76 | 91 | 62 | 99 | 90 | 84 | 75 | 62 | 70 | 78 | 78 | 60 | 78 | 2,151 |

|           |    | INCIDENT RESPONSE TOTALS BY SHIFT                    |    |    |    |    |    |    |    |    |    |    |    |    |    |    |    |    |    |    |    |    |    |    |    |    |    |    |       |
|-----------|----|------------------------------------------------------|----|----|----|----|----|----|----|----|----|----|----|----|----|----|----|----|----|----|----|----|----|----|----|----|----|----|-------|
|           |    | * All units assigned to a response that went enroute |    |    |    |    |    |    |    |    |    |    |    |    |    |    |    |    |    |    |    |    |    |    |    |    |    |    |       |
| SHIFT     | 01 | 02                                                   | 03 | 04 | 05 | 06 | 07 | 08 | 09 | 10 | 11 | 12 | 13 | 14 | 15 | 16 | 17 | 18 | 19 | 20 | 21 | 22 | 23 | 24 | 25 | 26 | 27 | 28 | Total |
| A - Shift | 70 | 11                                                   |    |    |    |    | 55 | 9  | 62 | 5  |    |    |    |    | 74 | 5  | 73 | 13 |    |    |    |    | 54 | 11 | 71 | 11 |    |    | 524   |
| B - Shift | 10 | 81                                                   | 9  |    |    |    |    | 73 | 10 | 62 | 10 |    |    |    | 71 | 18 | 49 | 12 |    |    |    |    |    | 59 | 7  | 67 | 14 |    | 552   |
| C - Shift |    |                                                      |    | 65 | 11 | 55 | 17 |    |    |    | 68 | 17 | 62 | 12 |    |    |    | 87 | 14 | 71 | 13 |    |    |    |    | 46 | 15 |    | 553   |
| D - Shift |    |                                                      |    |    | 68 | 13 | 62 | 13 |    |    |    | 65 | 15 | 60 | 4  |    |    |    |    | 76 | 13 | 62 | 8  |    |    |    | 63 |    | 522   |
| Totals    | 80 | 92                                                   | 74 | 79 | 68 | 79 | 68 | 82 | 72 | 67 | 78 | 82 | 77 | 72 | 78 | 76 | 91 | 62 | 99 | 90 | 84 | 75 | 62 | 70 | 78 | 78 | 60 | 78 | 2,151 |



Division 11 Harris County Emerg Corps

# 911 STATISTICS REPORT FOR PERIOD 02-01-22 to 02-28-22

3/1/2022 8:50:06 AM Page 8 of 22

| INCIDENT REFUSAL TOTALS BY UNIT |    |    |    |    |    |    |    |    |    |    |    |    |    |    |    |    |    |    |    |    |    |    |    |    |    |    |    |    |       |     |
|---------------------------------|----|----|----|----|----|----|----|----|----|----|----|----|----|----|----|----|----|----|----|----|----|----|----|----|----|----|----|----|-------|-----|
| UNIT                            | 01 | 02 | 03 | 04 | 05 | 06 | 07 | 08 | 09 | 10 | 11 | 12 | 13 | 14 | 15 | 16 | 17 | 18 | 19 | 20 | 21 | 22 | 23 | 24 | 25 | 26 | 27 | 28 | Total |     |
| EMS930                          | 2  |    |    |    |    | 1  | 1  | 1  | 2  | 1  | 1  | 1  | 1  | 1  | 1  | 1  | 1  | 1  | 1  | 1  |    |    |    |    |    |    |    |    | 14    |     |
| EMS980                          | 2  | 7  | 1  | 3  | 2  | 2  | 1  | 2  | 1  | 3  | 1  | 3  | 1  | 1  | 2  | 1  | 2  | 1  | 5  | 1  | 2  | 1  | 2  | 1  | 2  | 1  | 2  | 2  | 41    |     |
| M91                             |    | 2  | 1  | 1  | 1  | 1  | 1  | 1  | 1  | 1  | 3  | 1  | 1  | 1  | 1  | 1  | 3  | 2  | 1  | 4  | 1  | 1  | 1  | 1  | 1  | 1  | 3  | 1  | 31    |     |
| M92                             |    |    | 2  | 2  | 2  | 1  | 1  | 1  | 4  | 4  | 2  | 2  | 2  | 1  | 1  | 2  | 3  | 3  | 2  | 2  | 1  | 1  | 1  | 1  | 1  | 1  | 2  | 2  | 28    |     |
| M920                            | 3  | 1  | 1  | 1  | 1  | 1  | 1  | 1  | 1  | 1  | 1  | 2  | 1  | 1  | 1  | 2  | 2  | 1  | 3  | 1  | 3  | 2  | 1  | 2  | 2  | 1  | 2  | 2  | 34    |     |
| M921                            |    | 2  | 2  | 1  | 1  | 1  | 1  | 1  | 1  | 1  | 1  | 2  | 1  | 1  | 1  | 1  | 1  | 1  | 2  | 1  | 1  | 1  | 1  | 1  | 1  | 1  | 2  | 2  | 5     |     |
| M93                             |    | 2  | 2  | 1  | 1  | 1  | 2  | 1  | 1  | 1  | 1  | 2  | 1  | 1  | 1  | 1  | 1  | 1  | 2  | 1  | 1  | 2  | 1  | 1  | 1  | 2  | 2  | 2  | 27    |     |
| M931                            |    |    | 1  | 1  | 1  | 1  | 1  | 1  | 1  | 1  | 1  | 1  | 1  | 1  | 1  | 1  | 1  | 1  | 2  | 1  | 1  | 1  | 1  | 1  | 1  | 2  | 2  | 6  |       |     |
| M94                             | 2  | 1  | 1  | 1  | 1  | 1  | 1  | 1  | 2  | 3  | 1  | 1  | 1  | 1  | 4  | 1  | 1  | 1  | 2  | 2  | 2  | 1  | 1  | 1  | 3  | 1  | 2  | 35 |       |     |
| M940                            | 2  | 1  | 1  | 3  | 1  | 2  | 2  | 2  | 3  | 2  | 2  | 3  | 2  | 1  | 1  | 1  | 2  | 1  | 1  | 2  | 1  | 3  | 1  | 4  | 1  | 1  | 1  | 42 |       |     |
| M941                            |    |    | 1  | 2  | 1  | 1  | 1  | 1  | 1  | 1  | 1  | 1  | 1  | 1  | 1  | 1  | 1  | 1  | 1  | 1  | 1  | 1  | 1  | 1  | 1  | 1  | 1  | 4  |       |     |
| M95                             | 2  | 3  | 2  | 2  | 2  | 4  | 1  | 2  | 1  | 1  | 1  | 1  | 2  | 1  | 1  | 1  | 1  | 1  | 2  | 1  | 3  | 2  | 3  | 2  | 2  | 3  | 3  | 42 |       |     |
| M96                             | 1  | 1  | 1  | 2  | 3  | 1  | 1  | 3  | 1  | 2  | 2  | 1  | 1  | 1  | 2  | 4  | 1  | 4  | 1  | 4  | 2  | 4  | 2  | 1  | 1  | 1  | 1  | 39 |       |     |
| M97                             | 1  |    | 1  | 1  | 1  | 1  | 1  | 2  | 1  | 1  | 1  | 1  | 3  | 1  | 1  | 1  | 1  | 1  | 1  | 2  | 1  | 1  | 1  | 1  | 1  | 2  | 1  | 19 |       |     |
| M980                            |    |    |    |    |    |    |    |    |    |    |    | 3  |    |    |    |    |    |    |    |    |    |    |    |    |    |    |    | 3  |       |     |
| <b>Totals</b>                   | 15 | 15 | 15 | 19 | 10 | 17 | 11 | 16 | 11 | 11 | 11 | 12 | 12 | 12 | 11 | 13 | 8  | 17 | 11 | 18 | 10 | 17 | 19 | 8  | 11 | 15 | 12 | 15 | 9     | 370 |

| INCIDENT REFUSAL TOTALS BY SHIFT |    |    |    |    |    |    |    |    |    |    |    |    |    |    |    |    |    |    |    |    |    |    |    |    |    |    |    |     |    |     |       |
|----------------------------------|----|----|----|----|----|----|----|----|----|----|----|----|----|----|----|----|----|----|----|----|----|----|----|----|----|----|----|-----|----|-----|-------|
| SHIFT                            | 01 | 02 | 03 | 04 | 05 | 06 | 07 | 08 | 09 | 10 | 11 | 12 | 12 | 12 | 13 | 14 | 15 | 16 | 17 | 18 | 19 | 20 | 21 | 22 | 23 | 24 | 25 | 26  | 27 | 28  | Total |
| A - Shift                        | 14 | 2  |    |    |    |    | 11 | 1  | 10 | 2  |    |    |    |    | 13 |    | 16 | 3  |    |    |    |    | 7  |    |    |    |    |     | 93 |     |       |
| B - Shift                        | 1  | 13 | 1  |    |    |    | 15 | 1  | 9  |    | 9  |    |    |    | 8  | 1  | 8  | 1  |    |    |    |    |    |    | 11 | 2  | 11 | 2   | 84 |     |       |
| C - Shift                        |    |    | 14 | 1  | 8  | 3  |    |    |    | 12 | 3  | 9  | 2  |    | 17 | 3  | 13 | 4  |    |    |    |    | 4  |    |    | 13 | 2  | 104 |    |     |       |
| D - Shift                        |    |    |    | 18 | 2  | 14 |    |    |    |    |    | 9  | 3  | 9  |    |    |    |    |    |    |    |    | 15 | 1  |    |    |    | 7   | 89 |     |       |
| <b>Totals</b>                    | 15 | 15 | 15 | 19 | 10 | 17 | 11 | 16 | 11 | 11 | 11 | 12 | 12 | 12 | 11 | 13 | 8  | 17 | 11 | 18 | 10 | 17 | 19 | 8  | 11 | 15 | 12 | 15  | 9  | 370 |       |

| INCIDENT REFUSAL REASON BY SHIFT |           |           |           |           |       |
|----------------------------------|-----------|-----------|-----------|-----------|-------|
| REFUSAL REASON                   | A - Shift | B - Shift | C - Shift | D - Shift | Total |
| Refusal AMA                      | 79        | 83        | 96        | 83        | 341   |
| Refusal Parental                 | 14        | 1         | 8         | 6         | 29    |
| <b>Total</b>                     | 93        | 84        | 104       | 89        | 370   |





Division 11 Harris County Emerg Corps

# 911 STATISTICS REPORT FOR PERIOD 02-01-22 to 02-28-22

3/1/2022 8:50:06 AM Page 10 of 22

| NATURE                         | EMS930 | EMS880 | M91 | M92 | M920 | M921 | M93 | M930 | M931 | M94 | M940 | M941 | M95 | M96 | M97 | M980 | Total |
|--------------------------------|--------|--------|-----|-----|------|------|-----|------|------|-----|------|------|-----|-----|-----|------|-------|
| MVA EJECTION                   |        |        |     |     | 1    | 1    |     |      |      |     |      |      |     |     |     |      | 2     |
| MVA ENTRAPMENT                 |        |        |     |     | 1    |      |     |      |      | 1   | 1    |      |     |     |     |      | 7     |
| MVA HAZMAT                     |        |        |     |     |      |      |     |      |      | 1   | 1    |      |     |     |     |      | 1     |
| MVA HIGH VELOCITY              |        |        |     |     |      |      |     |      |      | 1   | 1    |      |     |     |     |      | 1     |
| MVA INVOLVING ATV              |        |        |     |     |      |      |     |      |      | 1   | 1    |      |     |     |     |      | 1     |
| MVA INVOLVING BUS              |        |        |     |     | 1    |      |     |      |      |     | 1    |      |     |     |     |      | 1     |
| MVA NOT ALERT AB RESP          |        |        | 1   | 1   | 1    |      | 1   |      |      |     | 1    |      |     |     | 1   |      | 1     |
| MVA ROLL OVER                  |        |        |     |     | 1    |      |     |      |      | 1   | 1    |      |     |     |     |      | 9     |
| MVA UNCONSCIOUS                |        |        |     |     | 1    |      | 1   |      |      |     | 1    |      |     |     |     |      | 2     |
| MVA WITH ENTRAPMENT            | 1      |        |     |     |      |      |     |      |      |     |      |      |     |     |     |      | 2     |
| MVA WITH ROLLOVER              |        |        | 1   | 1   | 1    | 1    | 1   |      |      | 1   | 1    |      |     |     |     |      | 7     |
| O.B.                           |        |        | 1   | 1   | 1    | 1    | 1   |      |      | 1   | 1    |      |     |     |     |      | 17    |
| OBSTETRICS CALL                |        |        | 1   | 1   | 1    | 1    | 1   |      |      | 1   | 1    |      |     |     |     |      | 2     |
| ODOR INSIDE W/ICK PERSON       |        |        | 1   | 1   | 1    | 1    | 1   |      |      | 1   | 1    |      |     |     |     |      | 1     |
| OVERDOSE                       |        |        | 1   | 1   | 1    | 1    | 1   |      |      | 1   | 1    |      |     |     |     |      | 31    |
| OVERDOSE/POISONING             |        |        | 1   | 1   | 1    | 1    | 1   |      |      | 1   | 1    |      |     |     |     |      | 10    |
| POSSIBLE D.O.A.                |        |        | 1   | 1   | 1    | 1    | 1   |      |      | 1   | 1    |      |     |     |     |      | 7     |
| PSYCHIATRIC                    | 1      | 1      | 1   | 1   | 1    | 1    | 1   | 1    | 1    | 1   | 1    | 1    | 1   | 1   | 1   | 1    | 89    |
| RESIDENTIAL FIRE               |        |        | 1   | 1   | 1    | 1    | 1   | 1    | 1    | 1   | 1    | 1    | 1   | 1   | 1   | 1    | 21    |
| RESIDENTIAL FIRE MULTI         |        |        | 1   | 1   | 1    | 1    | 1   | 1    | 1    | 1   | 1    | 1    | 1   | 1   | 1   | 1    | 1     |
| RESPIRATORY                    |        |        | 1   | 1   | 1    | 1    | 1   | 1    | 1    | 1   | 1    | 1    | 1   | 1   | 1   | 1    | 187   |
| SEIZURES                       |        |        | 1   | 1   | 1    | 1    | 1   | 1    | 1    | 1   | 1    | 1    | 1   | 1   | 1   | 1    | 67    |
| SHOOTING                       |        |        | 1   | 1   | 1    | 1    | 1   | 1    | 1    | 1   | 1    | 1    | 1   | 1   | 1   | 1    | 3     |
| SML NON DWELLING FIRE          |        |        | 1   | 1   | 1    | 1    | 1   | 1    | 1    | 1   | 1    | 1    | 1   | 1   | 1   | 1    | 6     |
| STABBING                       |        |        | 1   | 1   | 1    | 1    | 1   | 1    | 1    | 1   | 1    | 1    | 1   | 1   | 1   | 1    | 1     |
| STABBING SHOOTING              |        |        | 1   | 1   | 1    | 1    | 1   | 1    | 1    | 1   | 1    | 1    | 1   | 1   | 1   | 1    | 13    |
| STROKE/CVA                     |        |        | 1   | 1   | 1    | 1    | 1   | 1    | 1    | 1   | 1    | 1    | 1   | 1   | 1   | 1    | 1     |
| STRUCTURE FIRE HIGH LIFE       |        |        | 1   | 1   | 1    | 1    | 1   | 1    | 1    | 1   | 1    | 1    | 1   | 1   | 1   | 1    | 2     |
| TACTICAL MEDICAL RESPONSE      |        |        | 1   | 1   | 1    | 1    | 1   | 1    | 1    | 1   | 1    | 1    | 1   | 1   | 1   | 1    | 1     |
| TEST CALL                      |        |        | 1   | 1   | 1    | 1    | 1   | 1    | 1    | 1   | 1    | 1    | 1   | 1   | 1   | 1    | 1     |
| TRAILER HOUSE FIRE             |        |        | 1   | 1   | 1    | 1    | 1   | 1    | 1    | 1   | 1    | 1    | 1   | 1   | 1   | 1    | 1     |
| TRANS/INTERFAC/PALLIATIVE CARE |        |        | 1   | 1   | 1    | 1    | 1   | 1    | 1    | 1   | 1    | 1    | 1   | 1   | 1   | 1    | 1     |
| TRANSFORMER FIRE               |        |        | 1   | 1   | 1    | 1    | 1   | 1    | 1    | 1   | 1    | 1    | 1   | 1   | 1   | 1    | 1     |
| TRAUMATIC INJURIES (SPECIFIC)  | 1      | 1      | 1   | 1   | 1    | 1    | 1   | 1    | 1    | 1   | 1    | 1    | 1   | 1   | 1   | 1    | 5     |
| UNCONSCIOUS PARTY              |        | 1      | 1   | 1   | 1    | 1    | 1   | 1    | 1    | 1   | 1    | 1    | 1   | 1   | 1   | 1    | 104   |
| UNKNOWN PROBLEM                | 1      | 1      | 1   | 1   | 1    | 1    | 1   | 1    | 1    | 1   | 1    | 1    | 1   | 1   | 1   | 1    | 45    |
| VEHICLE FIRE                   |        | 1      | 1   | 1   | 1    | 1    | 1   | 1    | 1    | 1   | 1    | 1    | 1   | 1   | 1   | 1    | 1     |
| VEHICLE FIRE W/EXPOSURES       |        |        | 1   | 1   | 1    | 1    | 1   | 1    | 1    | 1   | 1    | 1    | 1   | 1   | 1   | 1    | 2     |
| <b>Totals</b>                  | 67     | 113    | 211 | 180 | 186  | 22   | 191 | 6    | 26   | 170 | 168  | 16   | 184 | 199 | 116 | 11   | 1,866 |



Division 11 Harris County Emerg Corps

# 911 STATISTICS REPORT FOR PERIOD 02-01-22 to 02-28-22

3/1/2022 8:50:06 AM Page 11 of 22

## INCIDENT LOCATION BY UNIT

| LOCATION                                                                   | EMS930    | EMS980     | M91        | M92        | M920       | M921      | M93        | M930     | M931      | M94        | M940       | M941      | M95        | M96        | M97        | M980      | Total        |
|----------------------------------------------------------------------------|-----------|------------|------------|------------|------------|-----------|------------|----------|-----------|------------|------------|-----------|------------|------------|------------|-----------|--------------|
| Airport                                                                    |           |            | 1          |            |            |           |            |          |           |            |            |           |            |            |            |           | 1            |
| Amusement park                                                             |           |            |            |            |            |           |            |          |           |            | 1          |           |            | 1          |            |           | 2            |
| Apartment                                                                  | 4         | 6          | 9          | 9          | 10         | 2         | 18         |          | 3         | 29         | 20         | 1         | 27         | 15         | 6          |           | 159          |
| Appt/Retail/Subdivision                                                    | 3         | 9          | 13         | 6          | 8          |           | 17         |          | 4         | 14         | 30         | 4         | 20         | 14         | 7          | 2         | 151          |
| Cultural building                                                          |           |            |            |            |            |           |            |          |           | 2          |            |           |            |            |            |           | 2            |
| Dialysis Center                                                            |           |            |            |            |            |           |            | 2        |           |            |            |           |            |            |            |           | 2            |
| Elementary school                                                          |           |            |            |            |            |           | 1          |          |           |            |            |           | 1          | 2          |            |           | 4            |
| Factory                                                                    |           |            | 1          |            |            |           |            |          |           |            |            |           |            |            |            |           | 1            |
| Health care provider office                                                |           |            |            |            | 1          |           | 1          |          |           |            | 1          |           |            | 1          |            |           | 4            |
| High school                                                                |           |            |            | 2          |            |           | 1          |          |           |            |            |           |            |            |            |           | 3            |
| Hospital                                                                   |           |            |            |            | 1          |           |            |          |           |            |            |           |            |            |            |           | 1            |
| Hospital/Clinic                                                            |           |            |            |            |            |           |            |          |           | 1          | 2          |           |            |            |            |           | 3            |
| Hotel/ Motel                                                               |           |            |            |            |            |           |            |          |           |            |            |           | 1          |            |            |           | 1            |
| L.TAC/Rehab/Specialty Hospital                                             |           |            |            |            |            |           |            |          |           |            |            |           |            |            | 1          |           | 1            |
| Middle school                                                              |           |            | 1          | 2          |            |           |            |          |           |            |            |           |            |            |            |           | 1            |
| Mobile home                                                                |           |            | 4          | 6          | 12         | 1         | 3          |          |           | 9          | 2          | 1         | 7          | 7          | 2          |           | 62           |
| Nursing home                                                               | 2         | 1          | 4          |            | 1          |           | 2          |          |           |            |            |           |            | 2          | 1          |           | 13           |
| Nursing Home/Asst Living/SNF                                               |           |            | 1          |            | 2          |           |            |          | 2         |            |            |           |            | 1          |            |           | 4            |
| Other                                                                      |           | 1          |            | 2          | 2          |           |            |          |           |            | 3          |           |            | 1          |            |           | 9            |
| Other ambulatory health services establishments                            |           |            | 1          | 1          |            |           | 2          | 1        |           | 1          |            |           |            | 1          |            |           | 7            |
| Other paved roadways                                                       |           |            |            |            |            |           | 1          |          |           |            |            |           |            | 1          |            |           | 3            |
| Other recreation area                                                      |           |            |            |            |            |           |            |          |           |            |            |           | 1          |            | 1          |           | 2            |
| Other specified industrial and construction area                           |           |            |            | 1          | 2          |           |            |          |           |            |            |           | 1          | 1          |            |           | 5            |
| Other specified public building                                            | 1         | 2          | 1          | 1          | 1          |           |            |          |           |            | 1          |           | 5          | 2          | 5          |           | 19           |
| Prison                                                                     |           |            |            |            |            |           |            |          |           | 2          | 1          |           |            |            | 4          |           | 8            |
| Private commercial establishments                                          | 1         | 1          | 6          | 9          | 5          | 2         | 7          | 1        |           | 6          | 3          |           | 3          | 7          | 2          |           | 53           |
| Private garage of single-family (private) house                            | 1         |            | 2          | 2          | 1          |           | 1          |          |           |            |            |           | 2          | 1          |            |           | 8            |
| Public administrative building                                             |           |            | 1          |            | 1          |           |            |          |           |            | 1          |           |            |            |            |           | 3            |
| Religious institution                                                      |           |            |            |            |            |           |            |          |           |            | 2          |           |            |            |            |           | 2            |
| School / Childcare Facility                                                |           | 1          | 1          |            |            |           | 1          |          |           |            |            |           |            |            |            |           | 3            |
| Single-family non-institutional (private) house                            |           | 44         |            |            | 106        | 14        | 99         |          | 17        | 73         |            | 5         | 100        |            |            |           | 458          |
| Single-family non-institutional (private) house                            | 36        |            | 119        | 110        |            |           |            | 4        |           | 68         |            |           |            | 119        | 68         | 6         | 530          |
| Sports and athletics area as the place of occurrence of the external cause |           |            |            | 1          |            |           |            |          |           |            |            |           |            |            | 1          |           | 2            |
| Station - Walk-ins                                                         |           |            |            |            | 2          |           | 1          |          |           |            |            |           | 1          |            |            |           | 4            |
| Street and Highway                                                         | 19        | 38         | 22         | 18         | 22         | 3         | 26         |          | 1         | 22         | 16         | 2         | 19         | 16         | 3          |           | 227          |
| Street and highway                                                         |           |            |            |            |            |           |            |          |           |            |            |           |            |            |            |           | 12           |
| Unspecified non-institutional (private) residence                          |           | 6          | 23         |            | 15         |           | 8          |          |           | 6          | 12         | 2         | 2          | 2          | 2          |           | 78           |
| Unspecified residential institution                                        |           |            |            | 2          |            |           | 2          |          | 1         | 1          | 5          | 1         | 1          | 1          |            |           | 14           |
| Warehouse Facilities                                                       |           |            | 1          |            |            |           |            |          |           |            |            |           |            |            |            |           | 1            |
| <b>Total</b>                                                               | <b>67</b> | <b>113</b> | <b>241</b> | <b>180</b> | <b>186</b> | <b>22</b> | <b>191</b> | <b>6</b> | <b>26</b> | <b>170</b> | <b>168</b> | <b>16</b> | <b>184</b> | <b>199</b> | <b>116</b> | <b>11</b> | <b>1,866</b> |



Division 11 Harris County Emerg Corps

# 911 STATISTICS REPORT FOR PERIOD 02-01-22 to 02-28-22

3/1/2022 8:50:06 AM Page 12 of 22

| LOCATION                                                                   | INCIDENT LOCATION BY SHIFT |            |            |            |       |           |              | Total        |
|----------------------------------------------------------------------------|----------------------------|------------|------------|------------|-------|-----------|--------------|--------------|
|                                                                            | A - Shift                  | B - Shift  | C - Shift  | D - Shift  | Total | A - Shift | Total        |              |
| Airport                                                                    |                            |            | 1          |            |       |           | 1            | 1            |
| Amusement park                                                             |                            |            | 1          |            |       |           | 1            | 2            |
| Apartment                                                                  | 37                         | 42         | 44         | 36         |       |           | 159          | 159          |
| Apt/Retail/SubDivision                                                     | 37                         | 28         | 44         | 42         |       |           | 151          | 151          |
| Cultural building                                                          |                            | 1          |            | 1          |       |           | 2            | 2            |
| Dialysis Center                                                            |                            | 1          | 1          |            |       |           | 2            | 2            |
| Elementary school                                                          |                            | 3          | 1          |            |       |           | 4            | 4            |
| Factory                                                                    |                            | 1          |            |            |       |           | 1            | 1            |
| Health care provider office                                                | 2                          |            |            | 2          |       |           | 4            | 4            |
| High school                                                                | 3                          |            |            |            |       |           | 3            | 3            |
| Hospital                                                                   |                            | 1          |            |            |       |           | 1            | 1            |
| Hospital/Clinic                                                            |                            |            | 2          |            |       |           | 2            | 3            |
| Hotel/ Motel                                                               |                            |            |            | 1          |       |           | 1            | 1            |
| LTAC/Rehab/Specialty Hospital                                              |                            |            |            | 1          |       |           | 1            | 1            |
| Middle school                                                              | 2                          | 2          |            |            |       |           | 4            | 4            |
| Mobile home                                                                | 16                         | 11         | 19         | 16         |       |           | 62           | 62           |
| Nursing home                                                               | 2                          | 3          | 5          | 3          |       |           | 13           | 13           |
| Nursing Home/Asst Living/SNF                                               |                            | 2          | 2          |            |       |           | 4            | 4            |
| Other                                                                      | 2                          | 2          |            | 5          |       |           | 9            | 9            |
| Other ambulatory health services establishments                            | 2                          | 1          | 2          | 2          |       |           | 7            | 7            |
| Other paved roadways                                                       | 2                          |            |            |            |       |           | 2            | 3            |
| Other recreation area                                                      |                            |            |            | 2          |       |           | 2            | 2            |
| Other specified industrial and construction area                           | 1                          | 1          | 3          |            |       |           | 5            | 5            |
| Other specified public building                                            | 7                          | 4          | 3          | 5          |       |           | 19           | 19           |
| Prison                                                                     | 5                          | 2          |            | 1          |       |           | 8            | 8            |
| Private commercial establishments                                          | 12                         | 16         | 13         | 12         |       |           | 53           | 53           |
| Private garage of single-family (private) house                            | 1                          | 5          | 2          |            |       |           | 8            | 8            |
| Public administrative building                                             | 1                          | 1          | 1          | 1          |       |           | 4            | 4            |
| Religious institution                                                      | 1                          |            | 1          |            |       |           | 2            | 2            |
| School / Childcare Facility                                                | 1                          |            |            | 2          |       |           | 3            | 3            |
| Single-family non-institutional (private) house                            |                            |            | 262        |            |       |           | 262          | 262          |
| Single-family non-institutional (private) house                            | 234                        | 243        |            | 249        |       |           | 726          | 726          |
| Sports and athletics area as the place of occurrence of the external cause |                            |            | 1          | 1          |       |           | 2            | 2            |
| Station - Walk-ins                                                         | 4                          |            |            |            |       |           | 4            | 4            |
| Street and Highway                                                         |                            | 63         | 66         |            |       |           | 129          | 129          |
| Street and highway                                                         | 60                         |            |            | 50         |       |           | 110          | 110          |
| Unspecified non-institutional (private) residence                          | 26                         | 26         | 9          | 17         |       |           | 78           | 78           |
| Unspecified residential institution                                        | 4                          | 6          | 2          | 2          |       |           | 14           | 14           |
| Warehouse Facilities                                                       |                            |            | 1          |            |       |           | 1            | 1            |
| <b>Total</b>                                                               | <b>463</b>                 | <b>464</b> | <b>486</b> | <b>453</b> |       |           | <b>1,866</b> | <b>1,866</b> |



Division 11 Harris County Emerg Corps

# 911 STATISTICS REPORT FOR PERIOD 02-01-22 to 02-28-22

3/1/2022 8:50:06 AM Page 13 of 22

## PATIENT TRANSPORTS BY UNIT

| UNIT   | 01 | 02 | 03 | 04 | 05 | 06 | 07 | 08 | 09 | 10 | 11 | 12 | 13 | 14 | 15 | 16 | 17 | 18 | 19 | 20 | 21 | 22 | 23 | 24 | 25 | 26 | 27 | 28 | Total |       |
|--------|----|----|----|----|----|----|----|----|----|----|----|----|----|----|----|----|----|----|----|----|----|----|----|----|----|----|----|----|-------|-------|
| EMS930 | 1  |    |    |    |    | 1  | 0  | 0  | 2  | 1  | 1  | 5  | 0  | 2  | 4  |    | 3  | 1  | 3  | 4  | 4  |    | 3  | 2  |    | 2  |    | 3  | 42    |       |
| EMS980 | 2  | 0  | 3  | 0  | 2  | 1  | 0  | 2  | 4  |    | 2  | 3  |    | 5  | 1  | 1  | 5  | 1  | 3  | 2  | 5  | 0  | 1  | 2  |    | 3  | 2  | 2  | 52    |       |
| M91    | 3  | 7  | 6  | 2  | 3  | 5  | 5  | 4  | 4  | 5  | 7  | 4  | 7  | 5  | 9  | 4  | 3  | 6  | 6  | 8  | 5  | 6  | 6  | 4  | 5  | 7  | 6  | 6  | 149   |       |
| M92    | 7  | 6  | 1  | 4  | 4  | 4  | 6  | 6  | 7  | 4  | 4  | 3  | 7  | 4  | 6  | 4  | 5  | 3  | 5  | 7  | 5  | 6  | 5  | 4  | 4  | 4  | 2  | 5  | 132   |       |
| M920   | 2  | 5  | 1  | 6  | 2  | 7  | 4  | 5  | 3  | 4  | 5  | 5  | 3  | 3  | 4  | 6  | 4  | 5  | 4  | 5  | 5  | 5  | 3  | 1  | 5  | 3  | 4  | 2  | 111   |       |
| M921   |    |    |    |    |    |    |    |    |    |    |    |    |    |    |    |    |    |    |    |    |    |    |    |    |    |    |    |    | 12    |       |
| M93    | 5  | 4  | 5  | 3  | 2  | 3  | 3  | 5  | 3  | 3  | 6  | 5  | 4  | 4  | 6  | 6  | 7  | 3  | 5  | 10 | 6  | 6  | 6  | 3  | 7  | 2  | 2  | 6  | 130   |       |
| M930   |    |    |    |    |    |    |    |    |    |    |    |    |    |    |    | 3  |    |    |    |    |    |    |    |    |    |    |    |    | 6     |       |
| M931   |    |    |    |    |    |    |    |    |    |    |    |    |    |    |    |    |    |    |    |    |    |    |    |    |    |    |    |    | 13    |       |
| M94    | 5  | 3  | 2  | 3  | 2  | 6  | 3  | 4  | 6  | 2  | 5  | 5  | 6  | 4  | 1  | 5  | 5  | 4  | 6  | 4  | 5  | 3  | 1  | 1  | 2  | 2  | 5  | 3  | 103   |       |
| M940   | 7  | 3  | 2  | 1  | 3  | 3  | 5  | 4  | 3  | 3  | 4  | 5  | 5  | 4  | 3  | 2  | 6  | 4  | 6  | 5  | 3  | 1  | 1  | 3  | 0  | 2  | 4  | 6  | 98    |       |
| M941   |    |    |    |    |    |    |    |    |    |    |    |    |    |    |    |    |    |    |    |    |    |    |    |    |    |    |    |    | 9     |       |
| M95    | 6  | 8  | 5  | 3  | 5  | 2  | 2  | 4  | 4  | 1  | 6  | 4  | 2  | 2  | 5  | 4  | 4  | 5  | 4  | 5  | 4  | 4  | 7  | 5  | 2  | 1  | 2  | 4  | 110   |       |
| M96    | 3  | 6  | 3  | 5  | 4  | 3  | 2  | 4  | 5  | 4  | 4  | 7  | 3  | 7  | 5  | 5  | 3  | 4  | 7  | 7  | 5  | 4  | 8  | 6  | 3  | 5  | 4  | 8  | 134   |       |
| M97    | 2  | 3  | 2  | 1  | 4  | 3  | 3  | 3  | 2  | 4  | 7  | 4  | 3  | 3  | 2  | 3  | 2  | 1  | 4  | 4  | 4  | 3  | 2  | 2  | 2  | 4  | 3  | 1  | 82    |       |
| M980   |    |    |    |    |    |    |    |    |    |    |    |    |    |    |    |    |    |    |    |    |    |    |    |    |    |    |    |    | 6     |       |
| Totals | 43 | 48 | 48 | 37 | 36 | 36 | 39 | 33 | 42 | 43 | 31 | 51 | 50 | 42 | 43 | 46 | 43 | 47 | 37 | 53 | 61 | 50 | 37 | 43 | 33 | 42 | 38 | 35 | 50    | 1,189 |

## PATIENT TRANSPORTS BY SHIFT

| SHIFT     | 01 | 02 | 03 | 04 | 05 | 06 | 07 | 08 | 09 | 10 | 11 | 12 | 13 | 14 | 15 | 16 | 17 | 18 | 19 | 20 | 21 | 22 | 23 | 24 | 25 | 26 | 27 | 28  | Total |       |
|-----------|----|----|----|----|----|----|----|----|----|----|----|----|----|----|----|----|----|----|----|----|----|----|----|----|----|----|----|-----|-------|-------|
| A - Shift | 38 | 7  |    |    |    |    | 25 | 6  | 37 | 2  |    |    |    | 43 | 4  | 36 | 8  |    |    |    |    |    | 37 | 5  | 37 | 6  |    |     | 291   |       |
| B - Shift | 5  | 41 | 5  |    |    |    | 36 | 6  | 29 | 9  |    |    |    |    | 39 | 11 | 29 | 9  |    |    |    |    |    | 28 | 5  | 32 | 9  |     | 293   |       |
| C - Shift |    |    | 32 | 7  | 30 | 8  |    |    |    | 42 | 10 | 33 | 6  |    |    |    |    | 44 | 7  | 43 | 7  |    |    |    |    | 26 | 8  | 303 |       |       |
| D - Shift |    |    |    | 29 | 6  | 31 | 8  |    |    |    |    | 40 | 9  | 37 | 3  |    |    |    |    | 54 | 7  | 30 | 6  |    |    |    | 42 | 302 |       |       |
| Totals    | 43 | 48 | 48 | 37 | 36 | 36 | 39 | 33 | 42 | 43 | 31 | 51 | 50 | 42 | 43 | 46 | 43 | 47 | 37 | 53 | 61 | 50 | 37 | 43 | 33 | 42 | 38 | 35  | 50    | 1,189 |



Division 11 Harris County Emerg Corps

# 911 STATISTICS REPORT FOR PERIOD 02-01-22 to 02-28-22

3/1/2022 8:50:06 AM Page 14 of 22

## TRANSPORT DESTINATION SUMMARY BY UNIT

| EMSS30 | EMSS80 | M91 | M92 | M920 | M921 | M93 | M930 | M931 | M94 | M940 | M941 | M95 | M96 | M97 | M980 | Total |
|--------|--------|-----|-----|------|------|-----|------|------|-----|------|------|-----|-----|-----|------|-------|
|        |        | 1   |     |      |      |     |      |      |     |      |      |     |     |     |      | 1     |
|        |        | 1   |     |      |      | 1   |      |      |     | 1    |      |     | 1   | 2   |      | 8     |
|        |        | 2   |     |      |      |     |      | 2    |     |      |      |     |     |     |      | 2     |
|        |        | 13  |     | 1    |      |     |      |      |     |      |      |     |     | 1   |      | 2     |
|        |        | 5   |     | 1    |      |     |      |      |     |      |      | 1   | 35  |     |      | 114   |
|        |        | 1   |     | 1    |      |     |      |      |     |      |      | 3   | 1   |     |      | 7     |
|        |        | 1   |     | 1    |      |     |      |      |     |      |      |     |     |     |      | 1     |
|        |        | 1   |     | 1    |      |     |      |      |     |      |      |     | 2   |     |      | 3     |
|        |        | 1   |     | 1    |      |     |      |      |     |      |      |     |     |     |      | 1     |
|        |        | 3   |     |      |      |     |      |      |     |      |      | 5   | 4   | 1   |      | 16    |
|        |        | 1   |     | 2    |      |     |      |      |     |      |      |     |     |     |      | 1     |
|        |        | 1   |     | 2    |      |     |      |      |     |      |      |     |     | 4   |      | 14    |
|        |        | 1   |     | 2    |      |     |      |      |     |      |      |     |     |     |      | 1     |
|        |        | 10  |     | 20   |      |     |      |      |     |      |      | 57  | 21  | 2   |      | 204   |
|        |        | 1   |     | 1    |      |     |      |      |     |      |      |     |     | 3   |      | 15    |
|        |        | 2   |     | 16   |      |     |      |      |     |      |      | 1   |     | 15  |      | 69    |
|        |        | 4   |     | 5    |      |     |      |      |     |      |      | 3   | 5   | 1   |      | 88    |
|        |        | 1   |     | 1    |      |     |      |      |     |      |      |     |     |     |      | 3     |
|        |        | 1   |     | 5    |      |     |      |      |     |      |      |     |     |     |      | 10    |
|        |        | 4   |     | 20   |      |     |      |      |     |      |      | 57  | 21  | 2   |      | 204   |
|        |        | 1   |     | 1    |      |     |      |      |     |      |      |     |     | 3   |      | 15    |
|        |        | 2   |     | 16   |      |     |      |      |     |      |      | 1   |     | 15  |      | 69    |
|        |        | 4   |     | 17   |      |     |      |      |     |      |      | 3   | 5   | 1   |      | 88    |
|        |        | 1   |     | 1    |      |     |      |      |     |      |      |     |     |     |      | 3     |
|        |        | 1   |     | 5    |      |     |      |      |     |      |      |     |     |     |      | 10    |
|        |        | 4   |     | 3    |      |     |      |      |     |      |      | 8   |     | 1   |      | 20    |
|        |        | 3   |     | 58   |      |     |      |      |     |      |      | 11  | 2   | 1   |      | 33    |
|        |        | 1   |     | 1    |      |     |      |      |     |      |      |     |     |     |      | 3     |
|        |        | 3   |     | 2    |      |     |      |      |     |      |      | 3   | 52  | 3   |      | 200   |
|        |        | 17  |     | 37   |      |     |      |      |     |      |      | 5   |     |     |      | 9     |
|        |        | 4   |     | 4    |      |     |      |      |     |      |      |     |     |     |      | 4     |
|        |        | 1   |     | 1    |      |     |      |      |     |      |      |     |     |     |      | 1     |
|        |        | 1   |     | 1    |      |     |      |      |     |      |      |     |     |     |      | 1     |
|        |        | 5   |     | 3    |      |     |      |      |     |      |      | 11  | 6   |     |      | 31    |
|        |        | 5   |     | 3    |      |     |      |      |     |      |      | 11  | 6   |     |      | 31    |
|        |        | 1   |     | 1    |      |     |      |      |     |      |      |     |     | 2   |      | 2     |
|        |        | 42  |     | 52   |      |     |      |      |     |      |      | 110 | 134 | 82  | 6    | 1,189 |





Division 11 Harris County Emerg Corps

# 911 STATISTICS REPORT FOR PERIOD 02-01-22 to 02-28-22

3/1/2022 8:50:06 AM Page 15 of 22

HHMMSS

\* All units assigned to a response that went enroute in district, NO mutual aid responses

| Location Name |                  | AVERAGE HOSPITAL TO IN-SERVICE TIME |                        |              |
|---------------|------------------|-------------------------------------|------------------------|--------------|
| Transports    | Average Duration | Longest Duration                    | Total Time At Hospital |              |
| 1             | 00:05:51         | 00:05:51                            | 00:05:51               | 00:05:51     |
| 8             | 00:52:42         | 01:58:11                            | 07:01:41               | 07:01:41     |
| 2             | 00:15:50         | 00:18:47                            | 00:31:41               | 00:31:41     |
| 2             | 00:32:35         | 00:35:09                            | 01:05:11               | 01:05:11     |
| 114           | 00:31:33         | 01:06:37                            | 11:58:16               | 11:58:16     |
| 7             | 00:36:12         | 00:46:01                            | 04:13:25               | 04:13:25     |
| 1             | 00:37:51         | 00:37:51                            | 00:37:51               | 00:37:51     |
| 3             | 00:20:37         | 00:21:00                            | 01:01:53               | 01:01:53     |
| 1             | 00:16:36         | 00:16:36                            | 00:16:36               | 00:16:36     |
| 1             | 00:54:05         | 00:54:05                            | 00:54:05               | 00:54:05     |
| 16            | 00:34:00         | 01:00:01                            | 09:04:00               | 09:04:00     |
| 1             | 00:13:09         | 00:13:09                            | 00:13:09               | 00:13:09     |
| 14            | 00:38:16         | 01:30:03                            | 08:55:57               | 08:55:57     |
| 1             | 01:08:45         | 01:08:45                            | 01:08:45               | 01:08:45     |
| 1             | 00:20:04         | 00:20:04                            | 00:20:04               | 00:20:04     |
| 204           | 00:38:42         | 02:33:29                            | 11:35:02               | 11:35:02     |
| 15            | 00:34:52         | 01:12:30                            | 08:43:14               | 08:43:14     |
| 69            | 00:36:00         | 01:49:17                            | 17:24:22               | 17:24:22     |
| 88            | 00:30:34         | 01:02:04                            | 20:50:49               | 20:50:49     |
| 3             | 00:31:51         | 00:34:39                            | 01:35:34               | 01:35:34     |
| 10            | 00:53:55         | 01:45:48                            | 08:59:12               | 08:59:12     |
| 20            | 00:39:26         | 01:33:06                            | 13:08:56               | 13:08:56     |
| 301           | 00:37:31         | 02:03:59                            | 20:16:00               | 20:16:00     |
| 20            | 00:18:58         | 00:38:10                            | 06:19:37               | 06:19:37     |
| 33            | 00:34:00         | 00:50:13                            | 18:42:30               | 18:42:30     |
| 3             | 00:32:48         | 00:34:50                            | 01:38:26               | 01:38:26     |
| 200           | 00:37:02         | 01:22:21                            | 03:29:59               | 03:29:59     |
| 9             | 00:41:25         | 01:12:26                            | 06:12:46               | 06:12:46     |
| 4             | 00:48:53         | 01:17:42                            | 03:15:35               | 03:15:35     |
| 3             | 00:28:06         | 00:40:06                            | 01:24:18               | 01:24:18     |
| 31            | 00:27:47         | 00:47:16                            | 14:21:24               | 14:21:24     |
| 1             | 00:40:51         | 00:40:51                            | 00:40:51               | 00:40:51     |
| 2             | 00:17:40         | 00:22:14                            | 00:35:21               | 00:35:21     |
| <b>Totals</b> |                  |                                     |                        | <b>1,189</b> |



Division 11 Harris County Emerg Corps

# 911 STATISTICS REPORT FOR PERIOD 02-01-22 to 02-28-22

3/1/2022 8:50:06 AM Page 16 of 22

## NO TRANSPORT DISPOSITION SUMMARY BY UNIT

| NO TRANSPORT DISPOSITION        | EMS930    | EMS980    | M91       | M92       | M920      | M921      | M93       | M930     | M931      | M94       | M940      | M941     | M95       | M96       | M97       | M980     | Total      |
|---------------------------------|-----------|-----------|-----------|-----------|-----------|-----------|-----------|----------|-----------|-----------|-----------|----------|-----------|-----------|-----------|----------|------------|
| Accidental Activation           |           |           |           | 1         |           |           | 1         |          |           |           |           |          |           | 1         |           |          | 3          |
| Accidental Activation, Call Unf |           |           |           |           | 1         |           |           |          |           |           |           |          |           |           |           |          | 1          |
| Call Cancelled                  |           |           | 1         | 1         |           |           | 5         |          |           | 2         | 1         |          | 4         | 1         | 1         |          | 16         |
| Call Complete                   | 2         | 2         | 2         |           | 2         |           | 1         |          | 1         | 4         | 3         |          | 6         |           | 3         |          | 26         |
| Call Out of Territory           |           |           |           |           | 1         |           |           |          |           |           |           |          |           |           |           |          | 1          |
| Call Reassigned                 | 1         | 6         | 6         | 3         | 3         |           | 6         |          | 1         | 6         | 7         |          | 4         | 6         | 3         |          | 52         |
| Call Referred                   | 1         | 3         | 5         | 2         | 8         |           | 4         |          | 2         | 5         | 3         |          | 6         | 3         | 1         |          | 43         |
| Call Referred, Disregard        |           |           |           |           |           |           |           |          |           | 1         |           |          |           |           |           |          | 1          |
| Call Unfounded                  |           | 1         | 2         | 4         | 4         | 1         | 2         |          | 1         | 3         | 2         |          | 1         | 1         | 1         |          | 18         |
| Death on Scene                  |           |           | 4         | 5         | 1         |           | 1         |          |           | 2         | 4         | 1        | 2         | 3         |           |          | 23         |
| Disregard                       |           | 7         | 10        | 6         | 9         | 2         | 9         | 1        | 2         | 10        | 5         |          | 3         | 6         | 5         | 2        | 77         |
| Disregard by Alarm Co           | 1         |           |           |           | 2         |           | 1         |          |           |           |           |          | 2         |           |           |          | 6          |
| Duplicate Call                  |           |           |           |           | 1         |           |           |          |           |           |           |          |           |           |           |          | 1          |
| Fire - Call Complete            |           |           | 2         | 2         | 2         | 1         |           |          |           |           | 1         |          |           |           | 1         |          | 7          |
| Fire - Fire Extinguished        |           |           |           |           |           |           |           |          |           |           |           |          |           |           |           |          | 1          |
| No Medical                      | 3         | 3         | 1         | 2         |           |           | 3         |          |           | 1         |           | 1        | 1         | 5         |           |          | 20         |
| No Medical, No Patient Contact  |           |           |           |           |           |           |           |          |           | 1         |           |          |           |           |           |          | 1          |
| No Patient Contact              | 2         |           | 4         |           | 3         |           | 2         |          |           | 2         | 1         |          | 4         | 2         | 1         |          | 21         |
| Patient Gone on Arrival         |           | 1         |           |           |           |           |           |          |           |           |           |          |           | 2         |           |          | 3          |
| Public Assist Only              |           | 1         |           |           |           |           |           |          |           | 1         |           |          |           |           |           |          | 3          |
| Refusal AIMA                    | 12        | 40        | 30        | 24        | 28        | 4         | 25        |          | 5         | 33        | 40        | 3        | 38        | 37        | 17        | 3        | 339        |
| Refusal Parental                | 2         | 1         | 1         | 4         | 5         | 1         | 2         |          | 1         | 1         | 2         | 1        | 4         | 2         | 2         |          | 29         |
| Unspecified                     | 7         | 8         | 6         | 8         | 12        | 3         | 8         |          | 1         | 6         | 12        | 1        | 8         | 5         | 4         | 2        | 91         |
| <b>Totals</b>                   | <b>31</b> | <b>73</b> | <b>72</b> | <b>56</b> | <b>82</b> | <b>12</b> | <b>70</b> | <b>1</b> | <b>14</b> | <b>78</b> | <b>81</b> | <b>8</b> | <b>83</b> | <b>74</b> | <b>39</b> | <b>7</b> | <b>783</b> |



Division 11 Harris County Emerg Corps

# 911 STATISTICS REPORT FOR PERIOD 02-01-22 to 02-28-22

3/1/2022 8:50:06 AM Page 17 of 22

## INCIDENT DISPOSITION SUMMARY BY UNIT

| INCIDENT DISPOSITION            | EMS930    | EMS980     | M91        | M92        | M920       | M921      | M93        | M930     | M931       | M94        | M940      | M941       | M95        | M96        | M97       | M980 | Total        |
|---------------------------------|-----------|------------|------------|------------|------------|-----------|------------|----------|------------|------------|-----------|------------|------------|------------|-----------|------|--------------|
| Accidental Activation           |           |            | 1          |            |            |           | 1          |          |            |            |           |            |            | 1          |           |      | 3            |
| Accidental Activation, Call Unf |           |            | 1          | 1          | 1          |           | 5          |          | 1          |            |           |            | 4          | 2          | 2         |      | 1            |
| Call Cancelled                  |           |            | 145        | 128        | 109        | 12        | 128        | 5        | 105        | 99         | 9         | 113        | 133        | 82         | 6         |      | 1,182        |
| Call Complete                   | 42        | 52         |            |            |            |           |            |          |            | 1          |           |            |            |            |           |      | 1            |
| Call Complete, Duplicate Call   |           |            |            |            | 1          |           |            |          |            |            |           |            |            |            |           |      | 1            |
| Call Out of Territory           |           |            |            |            |            |           |            |          |            |            |           |            |            |            |           |      | 1            |
| Call Reassigned                 |           |            | 1          | 1          | 1          |           | 1          |          | 2          | 1          |           | 3          |            | 1          |           |      | 10           |
| Call Referred                   |           | 3          | 5          | 2          | 8          |           | 4          |          | 2          | 4          | 3         | 4          |            | 3          |           |      | 38           |
| Call Referred, Disregard        |           |            |            |            |            |           |            |          | 1          |            |           |            |            |            |           |      | 1            |
| Call Unfounded                  |           | 1          | 2          | 4          | 4          | 1         | 2          |          | 3          | 2          |           | 1          |            | 1          |           |      | 18           |
| Clear Hospital                  | 1         |            |            |            |            |           |            |          |            |            |           |            |            |            |           |      | 2            |
| Death on Scene                  |           |            | 4          | 5          | 1          |           | 1          |          | 1          | 4          | 1         | 2          | 3          |            |           |      | 22           |
| Disregard                       |           | 7          | 10         | 6          | 9          | 1         | 9          | 1        | 2          | 9          | 4         | 3          | 6          | 5          | 2         |      | 74           |
| Disregard by Alarm Co           | 1         |            |            | 2          | 2          |           | 1          |          |            |            |           | 2          |            |            |           |      | 6            |
| Duplicate Call                  |           |            |            |            |            |           |            |          |            | 1          |           |            |            |            |           |      | 1            |
| Fire - Call Complete            |           |            | 1          | 2          | 2          | 1         |            |          |            | 1          |           |            |            | 1          |           |      | 6            |
| Fire - Fire Extinguished        |           |            |            |            |            |           |            |          |            |            |           |            |            |            |           |      | 1            |
| No Medical                      | 3         | 3          | 1          | 2          |            |           | 3          |          | 1          | 1          | 1         | 1          | 5          |            |           |      | 20           |
| No Medical, No Patient Contact  |           |            |            |            |            |           |            |          |            |            |           |            |            |            |           |      | 1            |
| No Patient Contact              | 2         |            | 4          | 3          | 3          | 2         | 2          |          | 2          | 1          |           | 4          | 2          | 1          |           |      | 21           |
| Patient Gone on Arrival         |           | 1          |            |            |            |           |            |          |            |            |           |            |            | 2          |           |      | 3            |
| Public Assist Only              |           | 1          |            |            |            |           |            |          | 1          |            |           | 1          |            |            |           |      | 3            |
| Refusal AIA                     | 12        | 40         | 30         | 24         | 29         | 4         | 25         | 5        | 34         | 40         | 3         | 38         | 36         | 17         | 3         |      | 340          |
| Refusal Parental                | 1         | 1          | 1          | 4          | 5          | 1         | 2          | 1        | 1          | 2          | 1         | 4          | 2          | 2          |           |      | 28           |
| Unspecified                     | 5         | 4          | 7          | 6          | 11         | 2         | 7          | 1        | 4          | 9          | 5         | 5          | 3          | 3          |           |      | 67           |
| <b>Totals</b>                   | <b>67</b> | <b>113</b> | <b>211</b> | <b>180</b> | <b>186</b> | <b>22</b> | <b>191</b> | <b>6</b> | <b>170</b> | <b>168</b> | <b>16</b> | <b>184</b> | <b>199</b> | <b>116</b> | <b>11</b> |      | <b>1,866</b> |



Division 11

Harris County Emerg Corps

# 911 STATISTICS REPORT FOR PERIOD 02-01-22 to 02-28-22

3/1/2022 8:50:06 AM Page 18 of 22

## MUTUAL AID PROVIDED BY YOUR DISTRICT

| Incident ID | Date       | Time     | Shift | Unit | Problem                       | Provided To       | Map       | Call Disposition         |
|-------------|------------|----------|-------|------|-------------------------------|-------------------|-----------|--------------------------|
| 22-02-06098 | 02/04/2022 | 11:31:42 | D     | M97  | 29A01 MEDICAL CALL            | Atascocita FD     | 377J      | CALL COMPLETE            |
| 22-02-06264 | 02/05/2022 | 11:48:32 | C     | M921 | STROKE/CVA                    | HC-Agency Unknown | 335Z      | CALL COMPLETE            |
| 22-02-06470 | 02/06/2022 | 14:48:19 | D     | M920 | 25B06 PSYCHIATRIC             | HC-Agency Unknown | NOT FOUND | CALL REFERRED            |
| 22-02-06615 | 02/07/2022 | 11:13:23 | A     | M94  | UNCONSCIOUS PARTY             | HC-Agency Unknown | 335U      | CALL COMPLETE            |
| 22-02-07050 | 02/09/2022 | 17:02:31 | A     | M94  | 32B3 UNKNOWN PROBLEM          | Atascocita FD     | 377K      | NO MEDICAL               |
| 22-02-07788 | 02/13/2022 | 21:49:30 | C     | M97  | 19D04 CARDIAC                 | HC-Agency Unknown | 377S      | REFUSAL AMA              |
| 22-02-07960 | 02/14/2022 | 19:30:12 | D     | M97  | 6D02 RESPIRATORY              | Atascocita FD     | 376G      | CALL COMPLETE            |
| 22-02-07992 | 02/15/2022 | 00:48:22 | D     | M94  | 10D04 CARDIAC                 | HC-Agency Unknown | NOT FOUND | CALL COMPLETE            |
| 22-02-08284 | 02/16/2022 | 18:11:17 | B     | M91  | 29A02V MOTOR VEHICLE ACCIDENT | HC-Agency Unknown | NOT FOUND | CALL COMPLETE            |
| 22-02-08284 | 02/16/2022 | 18:11:17 | B     | M96  | 29A02V MOTOR VEHICLE ACCIDENT | HC-Agency Unknown | NOT FOUND | CALL COMPLETE            |
| 22-02-08538 | 02/18/2022 | 08:57:55 | B     | M97  | 1A01 MEDICAL CALL             | Atascocita FD     | NOT FOUND | CALL COMPLETE            |
| 22-02-08632 | 02/18/2022 | 21:36:25 | B     | M97  | 10A01 CARDIAC                 | Atascocita FD     | 377K      | CALL COMPLETE            |
| 22-02-08992 | 02/20/2022 | 18:58:19 | D     | M91  | 69D6 RESIDENTIAL FIRE         | HC-Agency Unknown | NOT FOUND | CALL COMPLETE            |
| 22-02-09038 | 02/21/2022 | 01:14:25 | D     | M97  | ASSAULT                       | Atascocita FD     | NOT FOUND | FIRE - FIRE EXTINGUISHED |
| 22-02-09195 | 02/21/2022 | 19:18:06 | C     | M97  | MOTOR VEHICLE ACCIDENT        | Atascocita FD     | 377A      | REFUSAL PARENTAL         |
| 22-02-09196 | 02/21/2022 | 19:18:39 | C     | M97  | 10D05 CARDIAC                 | Atascocita FD     | 336Z      | CALL COMPLETE            |
| 22-02-09490 | 02/23/2022 | 17:36:12 | A     | M94  | FALLS                         | HC-Agency Unknown | 335Z      | CALL COMPLETE            |
| 22-02-09644 | 02/24/2022 | 15:07:59 | B     | M94  | CONVULSIONS/SEIZURES          | HC-Agency Unknown | 335U      | REFUSAL AMA              |

Total Mutual Aid Responses Provided By Your District: 17



Division 11 Harris County Emerg Corps

# 911 STATISTICS REPORT FOR PERIOD 02-01-22 to 02-28-22

3/1/2022 8:50:06 AM Page 19 of 22

| CUMULATIVE TIME BY SHIFT - 02-01-22 to 02-28-22 |          |                  |          |           |          |          | DD:HH:MM |
|-------------------------------------------------|----------|------------------|----------|-----------|----------|----------|----------|
| SHIFT                                           | INCIDENT | ENROUTE TO SCENE | ONSCENE  | TRANSPORT | HOSPITAL | STAGING  |          |
| A - Shift                                       | 17:05:15 | 02:03:02         | 04:18:34 | 03:04:55  | 06:20:04 | 00:04:17 |          |
| B - Shift                                       | 16:14:40 | 02:02:31         | 04:16:27 | 03:06:20  | 06:06:47 | 00:06:33 |          |
| C - Shift                                       | 17:23:03 | 02:10:29         | 05:01:39 | 03:09:39  | 06:18:36 | 00:09:26 |          |
| D - Shift                                       | 17:16:12 | 02:02:38         | 04:21:59 | 03:06:30  | 07:02:00 | 00:05:20 |          |

| CUMULATIVE TIME BY UNIT - 02-01-22 to 02-28-22 |          |                  |          |           |          |          | DD:HH:MM |
|------------------------------------------------|----------|------------------|----------|-----------|----------|----------|----------|
| SHIFT                                          | INCIDENT | ENROUTE TO SCENE | ONSCENE  | TRANSPORT | HOSPITAL | STAGING  |          |
| M91                                            | 09:12:50 | 01:04:24         | 02:09:45 | 01:23:18  | 03:19:41 | 00:03:38 |          |
| M92                                            | 08:04:21 | 00:22:13         | 02:05:55 | 01:14:13  | 03:07:29 | 00:01:42 |          |
| M920                                           | 07:11:26 | 01:00:02         | 02:00:22 | 01:08:20  | 02:23:15 | 00:02:45 |          |
| M921                                           | 00:16:37 | 00:02:23         | 00:03:59 | 00:03:34  | 00:06:21 | 00:00:00 |          |
| M93                                            | 07:13:58 | 01:01:31         | 02:00:26 | 01:12:44  | 02:20:37 | 00:05:45 |          |
| M930                                           | 00:08:03 | 00:00:31         | 00:01:11 | 00:01:42  | 00:04:32 | 00:00:00 |          |
| M931                                           | 00:22:54 | 00:03:12         | 00:08:14 | 00:03:21  | 00:07:43 | 00:00:21 |          |
| M94                                            | 06:04:57 | 00:19:12         | 01:20:56 | 01:00:48  | 02:09:38 | 00:02:34 |          |
| M940                                           | 06:09:56 | 00:18:17         | 01:19:57 | 01:02:09  | 02:14:10 | 00:02:24 |          |
| M941                                           | 00:17:23 | 00:02:22         | 00:06:56 | 00:02:09  | 00:05:34 | 00:00:41 |          |
| M95                                            | 07:10:13 | 00:23:38         | 02:07:37 | 01:07:23  | 02:16:32 | 00:01:55 |          |
| M96                                            | 08:21:28 | 01:00:54         | 02:13:40 | 01:20:01  | 03:08:08 | 00:02:49 |          |
| M97                                            | 04:13:07 | 00:14:27         | 01:02:32 | 00:21:55  | 01:20:19 | 00:00:57 |          |
| M980                                           | 00:11:52 | 00:01:30         | 00:05:03 | 00:01:42  | 00:03:25 | 00:00:00 |          |



Division 11 Harris County Emerg Corps

# 911 STATISTICS REPORT FOR PERIOD 02-01-22 to 02-28-22

## CALL TAKING INCIDENTS SUMMARY BY SHIFT - 02-01-22 to 02-28-22

| Call Taker          | A - Shift  | B - Shift  | C - Shift  | D - Shift  | Total        |
|---------------------|------------|------------|------------|------------|--------------|
| Adam, Estela        | 12         | 15         | 2          | 6          | 35           |
| Barber, Jane P      | 9          | 11         | 14         | 9          | 43           |
| Bamey, Pat          |            | 12         | 25         | 18         | 55           |
| Bates, Jennifer     | 13         | 1          | 9          | 12         | 35           |
| Carpenter, Kelli    | 37         | 6          | 15         |            | 58           |
| Charles, Lauren     | 5          | 7          | 9          | 24         | 45           |
| Cordova, Carlos     | 65         | 6          | 36         | 13         | 120          |
| Davis, Tammie       |            |            | 16         | 16         | 32           |
| Gaitan, Katherine   | 29         | 34         | 40         | 30         | 133          |
| Garner, William     | 13         | 11         | 24         | 6          | 54           |
| Gonzalez, Alvaro    | 30         | 27         | 14         | 16         | 87           |
| Harris, Precious    | 24         | 57         | 64         | 33         | 178          |
| Harrison, Kearslyn  | 31         | 31         | 31         | 35         | 128          |
| Hernandez, Angelina |            | 13         | 19         | 30         | 62           |
| Kirby, Justin       | 2          | 3          | 1          |            | 6            |
| Martinez, Michelle  | 8          | 17         | 4          |            | 29           |
| Osorio, Tara        | 17         | 59         | 40         | 66         | 182          |
| Parks, Jessica      | 6          | 10         | 10         | 19         | 45           |
| Posada, Alejandro   | 16         | 9          |            | 16         | 41           |
| Rodriguez, Jennifer | 16         | 6          | 6          | 16         | 44           |
| Ruiz, Ashley        | 16         | 16         | 8          | 13         | 53           |
| Saenz, Riva         | 1          | 1          |            | 6          | 8            |
| Schmidt, Amy        | 9          | 1          | 11         | 1          | 22           |
| Scott, Robert T     | 12         |            | 2          | 10         | 24           |
| Silva, Jimmy        |            | 1          |            |            | 1            |
| Tran, Celeste       | 15         | 16         | 15         | 10         | 56           |
| Turner, Shemekia    | 7          | 36         | 3          |            | 46           |
| Walls, Moraya       | 62         | 55         | 65         | 43         | 225          |
| Whittridg, Jennifer | 8          | 3          | 3          | 5          | 19           |
| <b>Total</b>        | <b>463</b> | <b>464</b> | <b>486</b> | <b>453</b> | <b>1,866</b> |



Division 11 Harris County Emerg Corps

# 911 STATISTICS REPORT FOR PERIOD 02-01-22 to 02-28-22

3/1/2022 8:50:06 AM Page 21 of 22

## CALL TAKING TIME AVERAGES SUMMARY BY SHIFT - 02-01-22 to 02-28-22

| Call Taker          | A - Shift | B - Shift | C - Shift | D - Shift |
|---------------------|-----------|-----------|-----------|-----------|
| Adam, Estela        | 00:03:19  | 00:02:41  | 00:00:36  | 00:03:19  |
| Barber, Jane P      | 00:04:30  | 00:04:20  | 00:05:07  | 00:04:35  |
| Barney, Pat         |           | 00:03:22  | 00:04:21  | 00:05:01  |
| Bates, Jennifer     | 00:04:46  | 00:06:07  | 00:06:31  | 00:04:41  |
| Carpenter, Kelli    | 00:04:38  | 00:05:01  | 00:04:23  |           |
| Charles, Lauren     | 00:03:29  | 00:05:04  | 00:04:33  | 00:03:22  |
| Cordova, Carlos     | 00:05:58  | 00:01:58  | 00:05:27  | 00:06:18  |
| Davis, Tammie       |           |           | 00:05:37  | 00:07:17  |
| Gaitan, Katherine   | 00:05:25  | 00:05:19  | 00:06:39  | 00:05:43  |
| Garner, William     | 00:04:02  | 00:02:48  | 00:03:55  | 00:01:53  |
| Gonzalez, Alvaro    | 00:04:03  | 00:05:07  | 00:05:47  | 00:03:53  |
| Harris, Precious    | 00:05:19  | 00:06:00  | 00:04:50  | 00:05:35  |
| Harrison, Kearsyn   | 00:05:38  | 00:06:25  | 00:05:06  | 00:05:17  |
| Hernandez, Angelina |           | 00:05:50  | 00:04:01  | 00:04:57  |
| Kirby, Justin       | 00:00:27  | 00:00:56  | 00:00:43  |           |
| Martinez, Michelle  | 00:04:57  | 00:05:07  | 00:02:36  |           |
| Osorio, Tara        | 00:10:07  | 00:05:16  | 00:05:57  | 00:04:42  |
| Parks, Jessica      | 00:05:04  | 00:03:04  | 00:03:41  | 00:05:17  |
| Posada, Alejandro   | 00:04:59  | 00:04:48  |           | 00:06:13  |
| Rodriguez, Jennifer | 00:04:04  | 00:03:25  | 00:02:35  | 00:03:57  |
| Ruiz, Ashley        | 00:04:31  | 00:02:36  | 00:05:11  | 00:04:25  |
| Saenz, Riva         | 00:00:00  | 00:02:14  |           | 00:06:18  |
| Schmidt, Amy        | 00:02:56  | 00:03:42  | 00:04:50  | 00:02:23  |
| Scott, Robert T     | 00:03:52  |           | 00:03:14  | 00:04:51  |
| Silva, Jimmy        |           | 00:00:00  |           |           |
| Tran, Celeste       | 00:05:35  | 00:05:37  | 00:06:40  | 00:06:01  |
| Turner, Shemekia    | 00:09:43  | 00:04:52  | 00:08:39  |           |
| Walls, Moraya       | 00:05:45  | 00:05:29  | 00:05:50  | 00:05:41  |
| Whitledge, Jennifer | 00:05:16  | 00:02:39  | 00:01:43  | 00:01:35  |



Division 11 Harris County Emerg Corps

# 911 STATISTICS REPORT FOR PERIOD 02-01-22 to 02-28-22

3/1/2022 8:50:06 AM Page 22 of 22

## CUMULATIVE CALL TAKING TIME SUMMARY BY SHIFT - 02-01-22 to 02-28-22

| Call Taker           | A - Shift | B - Shift | C - Shift | D - Shift |
|----------------------|-----------|-----------|-----------|-----------|
| Adam, Estela         | 00:39:58  | 00:40:16  | 00:01:12  | 00:19:55  |
| Barber, Jane P       | 00:40:32  | 00:47:49  | 01:11:48  | 00:41:16  |
| Barney, Pat          |           | 00:40:26  | 01:48:45  | 01:30:27  |
| Bates, Jennifer      | 01:02:03  | 00:06:07  | 00:58:42  | 00:56:17  |
| Carpenter, Kelli     | 02:51:59  | 00:30:09  | 01:05:53  |           |
| Charles, Lauren      | 00:17:28  | 00:35:31  | 00:41:03  | 01:21:03  |
| Cordova, Carlos      | 06:28:25  | 00:11:48  | 03:16:46  | 01:22:05  |
| Davis, Tammie        |           |           | 01:30:05  | 01:56:46  |
| Gaitan, Katherine    | 02:37:16  | 03:01:09  | 04:26:37  | 02:51:38  |
| Garner, William      | 00:52:27  | 00:30:50  | 01:34:23  | 00:11:23  |
| Gonzalez, Alvaro     | 02:01:58  | 02:18:15  | 01:21:02  | 01:02:12  |
| Harris, Precious     | 02:07:46  | 05:42:41  | 05:09:54  | 03:04:38  |
| Harrison, Kearnstyn  | 02:54:51  | 03:19:05  | 02:38:15  | 03:05:28  |
| Hernandez, Angelina  |           | 01:15:58  | 01:16:32  | 02:28:46  |
| Kirby, Justin        | 00:00:54  | 00:02:49  | 00:00:43  |           |
| Martinez, Michelle   | 00:39:40  | 01:27:04  | 00:10:27  |           |
| Osorio, Tara         | 02:52:04  | 05:10:56  | 03:58:18  | 05:10:29  |
| Parks, Jessica       | 00:30:26  | 00:30:43  | 00:36:55  | 01:40:41  |
| Posada, Alejandro    | 01:19:55  | 00:43:20  |           | 01:39:42  |
| Rodriguez, Jennifer  | 01:05:05  | 00:20:32  | 00:15:33  | 01:03:17  |
| Ruiz, Ashley         | 01:12:16  | 00:41:45  | 00:41:28  | 00:57:37  |
| Saenz, Riva          | 00:00:00  | 00:02:14  |           | 00:37:53  |
| Schmidt, Amy         | 00:26:32  | 00:03:42  | 00:53:20  | 00:02:23  |
| Scott, Robert T      | 00:46:35  |           | 00:06:29  | 00:48:38  |
| Silva, Jimmy         |           | 00:00:00  |           |           |
| Tran, Celeste        | 01:23:55  | 01:30:00  | 01:40:09  | 01:00:17  |
| Turner, Shemekia     | 01:08:05  | 02:55:15  | 00:25:57  |           |
| Walls, Moraya        | 05:57:09  | 05:01:56  | 06:20:05  | 04:04:38  |
| Whittridge, Jennifer | 00:42:11  | 00:07:59  | 00:05:11  | 00:07:58  |