



Harris County Emergency Services District 1

2800 Aldine Bender Road
Houston, Texas 77032

APPROVED

Document approved by Harris County ESD-1
Board of Commissioners

By a Majority Vote

on 2-28-22 (Date)

President of ESD-1

Secretary of ESD-1

**REGULAR BOARD MEETING
February 28, 2022
ROLL CALL OF COMMISSIONERS**

- CATHY SUNDAY, PRESIDENT
- SHIRLEY REED, VICE PRESIDENT - *phone*
- FRED SCIBUOLA, TREASURER
- VIRGINIA BAZAN, SECRETARY
- PETE SERNA, ASSISTANT TREASURER
- CARYN PAPANTONAKIS, LEGAL COUNSEL TO BOARD
phone
- MELISSA MORTON, CPA TO THE BOARD
phone

~~~~~

- JEREMY HYDE, HCEC PRESIDENT
- HEATH WHITE, HCEC VP OF OPERATIONS
- KEIR VERNON, HCEC VP OF ADMINISTRATION
- MARK SMITH, HCEC GENERAL COUNSEL  
*phone*

Office: (281) 449-3131  
Fax: (281) 227-3335  
Email: [info@hcesd-1.org](mailto:info@hcesd-1.org)



**Harris County Emergency Services District 1**  
2800 Aldine Bender Road  
Houston, Texas 77032

**REGULAR BOARD OF COMMISSIONERS MEETING**  
**February 28, 2022**  
**SIGN-IN SHEET**

|                      |                    |
|----------------------|--------------------|
| <i>Chris Majors</i>  | <i>[Signature]</i> |
| <i>Spencer Clark</i> | <i>[Signature]</i> |
|                      |                    |
|                      |                    |
|                      |                    |
|                      |                    |
|                      |                    |
|                      |                    |
|                      |                    |
|                      |                    |
|                      |                    |
|                      |                    |
|                      |                    |
|                      |                    |
|                      |                    |
|                      |                    |
|                      |                    |
|                      |                    |
|                      |                    |

**APPROVED**

Document approved by Harris County ESD-1  
Board of Commissioners  
By a Majority Vote

|                    |                    |
|--------------------|--------------------|
| <i>[Signature]</i> | <i>[Signature]</i> |
| President of ESD-1 | Secretary of ESD-1 |



HARRIS COUNTY EMERGENCY SERVICES DISTRICT #1

BOARD OF COMMISSIONERS  
REGULAR MEETING

Meeting Date: Monday, February 28, 2022  
Meeting Time: 9:00 a.m.  
Posting Date: Wednesday, February 23, 2022


Location: 2800 Aldine Bender Road  
Houston, Texas 77032

AGENDA

1. Call to order
2. Moment of Silence and Pledge of Allegiance
3. Roll Call of Commissioners
4. Adoption of agenda
5. Open Forum\*
6. Open Comments from the Board of Commissioners
7. Review and possibly approve all Meeting Minutes
8. Report from Building Committee
9. Possible action on Building Committee report
10. Discuss and possibly approve the Morton Accounting Services' monthly report and authorize payment of bills
11. Possible action on The Morton Accounting Services' monthly report
12. Discuss and possibly approve 2021 audit engagement letter
13. Discuss and possibly approve purchase of real property
14. Discuss and possibly approve Construction Management firm for future stations 93 and 96
15. Harris County Emergency Corps Report (JH)
16. Possible action on Harris County Emergency Corps Report
17. Adjourn to closed session
  - a. Meeting closed for the purposes to deliberate the appointment, employment, evaluation, reassignment, duties, discipline, or dismissal of a public employee, up to and including Commissioners, Executive Director, Director(s) and potential appointees to the Board of Commissioners - Tex. Gov't Code § 551.074(a) (1).
  - b. Confer with attorney re: pending or threatened litigation - Tex. Gov't Code § 551.071(1) (A).
  - c. Receive advice from attorney regarding legal issues - Tex. Gov't Code § 551.071(2).
  - d. Discussion regarding the purchase, exchange, lease, or value of real property - Tex. Gov't Code § 551.072.
18. Possible action on closed session
19. Announce next Board meeting
20. Adjourn

**APPROVED**  
 Document approved by Harris County ESD-1  
 Board of Commissioners  
 By a Majority Vote  
 on 2-28-22 (Date)  
  
 President of ESD-1  
  
 Secretary of ESD-1

HARRIS COUNTY EMERGENCY SERVICES  
DISTRICT #1

  
Caryn Papantonakis  
Attorney for the District



SEAL

\*Persons wishing to speak before the board may speak one time only and will be limited to 5 minutes per speaker

**SUPPLEMENTAL AGENDA  
HARRIS COUNTY EMERGENCY SERVICES DISTRICT NO. 1**

Notice is hereby given that the Board of Commissioners (the "Board") of Harris County Emergency Services District No. 1 (the "District") will hold a regular meeting, open to the public, on **MONDAY, FEBRUARY 28, 2022, at 9:00 a.m. at 2800 Aldine Bender, Houston, Texas 77032**, outside the boundaries of the District, to consider and act upon the following matters:

**1. ELECTION AGENDA**

- a. Update on May 7, 2022 Directors Election matters, and take any necessary actions on same; and
- b. Adopt Order Declaring Unopposed Candidates Election Office and Canceling Election, if applicable.

\*\*\*\*\*

**ORDEN DEL DÍA COMPLEMENTARIA  
DISRITO DE SERVICIOS DE EMERGENCIA NRO. 1 DEL CONDADO DE HARRIS**

*Se notifica por el presente que la Junta de Comisionados (la "Junta") del Distrito de Servicios de Emergencia Nro. 1 del Condado de Harris (el "Distrito") llevará a cabo una asamblea ordinaria abierta al público el **LUNES 28 DE FEBRERO DE 2022 a las 09:00 a.m. en 2800 Aldine Bender, Houston, Texas 77032**, fuera de los límites del Distrito para considerar y actuar sobre los siguientes asuntos:*

**1. ORDEN DEL DÍA REFERENTE A LA ELECCIÓN**

- a. *Actualización sobre los asuntos de la Elección de Directores del 7 de mayo de 2022 y adopción de cualquier medida necesaria en relación a la misma; y*
- b. *Adoptar una Orden para declarar electos al cargo a los candidatos sin oponentes y cancelar la elección.*



\*\*\*\*\*

**BƠ SUNG CHƯƠNG TRÌNH NGHỊ SỰ  
CƠ QUAN DỊCH VỤ KHẨN CẤP SỐ 1 QUẬN HARRIS**

*Theo đây, chúng tôi xin thông báo Ban Ủy Viên Điều Hành ("Ban Điều Hành") của Cơ Quan Dịch Vụ Khẩn Cấp Số 1 Quận Harris ("Cơ Quan") sẽ tổ chức một cuộc họp thường lệ và công khai vào **THỨ HAI, NGÀY 28 THÁNG 2 NĂM 2022**, vào lúc **09 giờ sáng tại 2800 Aldine Bender, Houston, Texas 77032**, bên ngoài phạm vi ranh giới của Cơ Quan, để xem xét và thực hiện các vấn đề sau đây:*

**APPROVED**

Document approved by Harris County ESD-1  
Board of Commissioners  
by a Majority Vote

on 2-28-22 (Date)  
 Secretary of ESD-1  


1. **LỊCH TRÌNH NGHỊ SỰ**

- a. Cập nhật về các vấn đề trong Cuộc Bầu Cử Giám Đốc ngày 7 tháng Năm, 2022, và thực hiện bất kỳ công việc nào cần thiết để giải quyết các vấn đề đó; và
- b. Phê Chuẩn Lệnh Tuyên Bố Các Ứng Cử Viên Không Có Đối Thủ Tranh Cử đã Trùng Cử và Hủy Bỏ Cuộc Bầu Cử.


\*\*\*\*\*

补充 選舉議程  
**HARRIS 縣第 1 號緊急服務區**

特此公告市民中所有相關成員, Harris 縣第 1 號緊急服務區 ("行政區") 委員會成員 ("理事會") 將於 2022 年 2 月 28 日, 星期一, 星期二 9:00 召開一般會議, 會議將對外開放, 在 **2800 Aldine Bender, Houston, Texas 77032** 舉行, 此行政區以外範圍, 此會議將審議并執行下列事項:

1. **選舉議程:**

- a. 通報2022年5月7日 董事 選舉事項的最新消息, 並就此採取必要行動; 以及
- b. 採納關於宣佈無對手候選人當選和取消選舉的命令。



Regina D. Adams  
Radcliffe Bobbitt Adams Polley PLLC  
Special Counsel





**THIS NOTICE OF MEETING IS INTENDED TO BE A SUPPLEMENTAL NOTICE FOR THE PURPOSE OF ADDING ADDITIONAL SUBJECTS TO THE AGENDA FOR SUCH MEETING WHICH HAS PREVIOUSLY BEEN POSTED IN ACCORDANCE WITH THE TEXAS OPEN MEETINGS ACT.**



**APPROVED**

Document approved by Harris County ESD-1  
Board of Commissioners  
By a Majority Vote

Harris County Emergency Services District 1  
2800 Aldine Bender Road  
Houston, Texas 77032  
Page 1 of 3

on 2-28-22 (Date)  
 President of ESD-1  
 Secretary of ESD-1

**HARRIS COUNTY EMERGENCY SERVICES DISTRICT #1  
BOARD OF COMMISSIONERS  
REGULAR MEETING  
MINUTES – January 25, 2022**

1. **Call to Order:** Cathy Sunday called the meeting to order at 9:13 am.
2. **Moment of Silence and Pledge of Allegiance:** Cathy Sunday called for a moment of silence and followed with the Pledge of Allegiance at 9:14 am.
3. **Roll Call of Commissioners:** Present at call to order were HCESD-1 Commissioners: President Cathy Sunday, Vice President Shirley Reed, Treasurer Fred Scibuola, Asst. Treasurer Pete Serna, and Secretary Virginia Bazan, Melissa Morton with The Morton Accounting Services along with Legal Counsel Caryn Papanonakis. Also present were Harris County Emergency Corps (HCEC) personnel: President Jeremy Hyde, VP of Operations, Heath White, VP of Administration, Keir Vernon, Director of Community Relations, Monty Northern, and Executive Administrative Asst. Michelle Sterling. Guests present were Regina Adams with Radcliffe Bobbitt Adams Polley PLLC.
4. **Adoption of Agenda:** Fred Scibuola made a motion to adopt the agenda as presented. Motion carried.
5. **Open Forum:** None.
6. **Open Comments from the Board of Commissioners:** None.
7. **Review and possibly approve all Meeting Minutes:** Correction to percentage on Agenda item #12. Motion to approve all Meeting Minutes as amended was made by Pete Serna. Motion carried.
8. **Discuss and possibly approve The Morton Accounting Services' monthly report and authorize payment of bills:** At the beginning of December, the Harris County Emergency Services District No 1 (HCESD No 1) beginning Operating Fund Balance was \$12,527,634. During the month, HCESD No 1 received \$6,098,828 in revenue – the majority of which came from the county tax receipts. HCESD No 1 processed \$1,374,358 in disbursements during the month. 97% of this balance are payments to HCEC for monthly services (\$1,328,654). The ending balance as of December 31, 2021 is \$17,252,103. During December, the opening balance for the Texas Class investment account was \$3,569. We received \$0.04 in interest. The current interest rate is 0.026%. The ending balance for November was \$3,569. The invoices pending board approval total \$826,309. Annual Interbelt North Business Owner's Association fee in the unpaid bills report in the amount of \$6,892.96 needs to be paid. Once that payment is made, if approved by the Board, Mrs. Morton will send out payment confirmation to Commissioner's via email. She is preparing for the audit and will present the engagement letter when ready. Motion made to approve The Morton Accounting Services' monthly report and authorize payment of bills was made by Fred Scibuola. Motion carried.
9. **Possible action on The Morton Accounting Services' monthly report:** Motion was made by Shirley Reed to approve ClickPay for Interbelt North. Motion carried.

10. **Discuss and possibly approve renewal of insurance policy:** Pete Serna reviewed the policy and is satisfied with it after thorough examination. Motion to approve renewal of insurance policy was made by Shirley Reed. Motion carried.
  
11. **Harris County Emergency Corps Report:** HCEC report was given by Mr. Hyde as follows:
  - HCEC responded to 2142 911 calls this month, compared to 1949 in the previous month. Response time is 9:01.
  - HCEC discontinued its Special Events division on January 9, 2022 with the last event at NRG Park.
  - Monty Northern is now our Director of Community Relations.
  - HCEC is holding a free Parental Class on January 25, 2022. We also held free car seat inspections this month.
  - HCEC re-accredited as the world's 264<sup>th</sup> Medical ACE for the second time. According to the accreditation agency, it's not an easy task at the best of times and to re-accredit during a pandemic is especially impressive.
  - Vehicle Accidents last month: 3
  - Vehicle Maintenance Reports last month: 11
  
12. **Possible action on Harris County Emergency Corps Report:** None.
  
13. **Adjourn to closed session:** None.
  
14. **Possible action on closed session:** None.
  
15. **Announce next Board meeting:** The Regular Board of Commissioners meeting will be held on Monday, February 28, 2022 at 9:00 am.
  
16. **Adjourn:** Pete Serna made a motion to adjourn. Motion carried. Meeting adjourned at 10:08 am.

**Supplemental Agenda  
Election Agenda**

1. **Election Agenda:**

- a. **Update on May 7, 2022 Commissioners Election matters, and take necessary actions on same:** Regina Adams brought the applications for Commissioners and she will be getting them notarized once completed. February 18 is the last day to fill out an application. Early voting is April 23 to May 3, 2022.
- b. **Adopt Order Calling Commissioners Election scheduled for Saturday, May 7, 2022:** This agenda item lays out all general terms and deadlines for the election. There is no ballot order until after the deadline. Early voting by mail information is included and cancellation of election can take place if there are no opposing candidates. Motion to adopt order calling Commissioners election was made by Fred Scibuola. Seconded by Pete Serna. Motion carried.
- c. **Determine canvassing date for May 7, 2022 Commissioners Election:** The canvassing period is May 10 to May 18, 2022. After discussion, canvassing date was set by the Board for May 15, 2022 at 11:00 am. Cathy Sunday and Virginia Bazan will be attending.
- d. **Approve Election Services Agreement and Joint Election Agreement with Harris County:** Ms. Adams presented a draft agreement for approval. Motion to approve election services agreement subject to finalization was made by Pete Serna. Seconded by Fred Scibuola. Motion carried.
- e. **Authorize payment to Harris County for joint election costs:** Tabled per Regina Adams.





THE MORTON ACCOUNTING SERVICES

**HCESD No 1 Monthly Financial Report Summary  
February Board Meeting  
Monday, February 28, 2022**

At the beginning of January, the Harris County Emergency Services District No 1 (HCESD No 1) beginning Operating Fund Balance was \$17,252,103. During the month, HCESD No 1 received \$5,941,881 in revenue – the majority of which came from the county tax receipts. HCESD No 1 processed \$826,309 in disbursements during the month. 89% of this balance are payments to HCEC for monthly services (\$739,237). The ending balance as of January 31, 2022 is \$22,367,675.

During January, the opening balance for the Texas Class investment account was \$3,569. We received \$0.04 in interest. The current interest rate is 0.033%. The ending balance for November was \$3,569. See page 3 for “Investment” Report.

The invoices pending board approval total \$1,659,091. See page 4 for “Unpaid Bills Detail” report.

**APPROVED**  
Document approved by Harris County ESD-1  
Board of Commissioners  
By a Majority Vote  
on 2-28-22 (Date)  
   
President of ESD-1 Secretary of ESD-1

**Harris County ESD No 1  
General Operating Fund  
As of January 31, 2022**

**General Operating Fund**

**BEGINNING BALANCE:** 17,252,103.18

**REVENUE**

|                      |              |                            |
|----------------------|--------------|----------------------------|
| Deposits             | 5,937,769.72 | Tax and Receivable Revenue |
| Interest             | 4,111.68     | Savings Interest           |
| Interest             | 0.04         | Texpool Interest           |
| <b>Total Revenue</b> |              | <b>5,941,881.44</b>        |

**DISBURSEMENTS**

|                            |                                |            |                            |
|----------------------------|--------------------------------|------------|----------------------------|
| ACH                        | Caryn Papantonakis             | 6,000.00   | Legal                      |
| ACH                        | Fred Scibuola                  | 600.00     | Commissioner Reimbursement |
| ACH                        | HCEC                           | 739,237.00 | Monthly Payment            |
| ACH                        | Interbelt North Business       | 6,892.96   | HOA Fee                    |
| ACH                        | VFIS of Texas                  | 68,346.00  | Insurance                  |
| ACH                        | Radcliffe Bobbitt Adams Polley | 199.97     | Legal                      |
| ACH                        | Oak Interactive LLC            | 450.00     | Website Maint              |
| ACH                        | The Morton Accounting Service  | 4,583.47   | CPA                        |
| <b>Total Disbursements</b> |                                |            | <b>826,309.40</b>          |

**ENDING BALANCE:** **22,367,675.22**

1/31/2022

|                              | Interest Rate | Balance              |
|------------------------------|---------------|----------------------|
| <b>LOCATION OF ASSETS</b>    |               |                      |
| Prosperity Operating         |               | 23,327.19            |
| Prosperity Money Mkt         | 0.2500%       | 22,340,778.91        |
| Texas Class                  | 0.0330%       | 3,569.12             |
| <b>Total Account Balance</b> |               | <b>22,367,675.22</b> |

HARRIS COUNTY EMERGENCY SERVICES DISTRICT #1  
 INVESTMENT REPORT  
 January 1, 2022 to  
 January 31, 2022

| Transaction Date |                   | General Fund<br>Texas Class |
|------------------|-------------------|-----------------------------|
| 1/1/2022         | Beginning Balance | \$ 3,569.08                 |
| Jan 2022         | Withdrawals       | -                           |
| Jan 2022         | Deposits          | -                           |
| Jan 2022         | Interest 0.033%   | 0.04                        |
| 1/31/2022        | Ending Balance    | \$ 3,569.12                 |

The investments for the District for the period are in compliance with the Public Funds Investment Act, the District's investment policy and the District's investment strategy.

Investment Officer: McMurtre

11:32 AM

02/25/22

**Harris County ESD No. 1 - GOF**  
**Unpaid Bills Detail**  
As of February 25, 2022

| Type                                    | Date       | Num          | Memo                                       | Due Date   | Open Balance        |
|-----------------------------------------|------------|--------------|--------------------------------------------|------------|---------------------|
| <b>Caryn Papantonakis</b>               |            |              |                                            |            |                     |
| Bill                                    | 02/11/2022 |              | Legal Fees                                 | 02/21/2022 | 6,000.00            |
| Total Caryn Papantonakis                |            |              |                                            |            | 6,000.00            |
| <b>Fred A Scibuola</b>                  |            |              |                                            |            |                     |
| Bill                                    | 02/21/2022 | Feb 22 Reimb | Feb 2022 Reimbursement                     | 03/03/2022 | 600.00              |
| Total Fred A Scibuola                   |            |              |                                            |            | 600.00              |
| <b>Harris County Appraisal District</b> |            |              |                                            |            |                     |
| Bill                                    | 02/15/2022 | PSI22000628  | 2nd Qtr Quarter 2022 Assessment            | 02/25/2022 | 35,989.00           |
| Total Harris County Appraisal District  |            |              |                                            |            | 35,989.00           |
| <b>HCEC</b>                             |            |              |                                            |            |                     |
| Bill                                    | 01/31/2022 | 2513         | Jan 2022                                   | 02/10/2022 | 1,606,381.00        |
| Total HCEC                              |            |              |                                            |            | 1,606,381.00        |
| <b>Oak Interactive, LLC</b>             |            |              |                                            |            |                     |
| Bill                                    | 01/31/2022 | 13139        | Monthly Website Maintenance - Jan          | 02/10/2022 | 450.00              |
| Total Oak Interactive, LLC              |            |              |                                            |            | 450.00              |
| <b>Radcliffe Bobbitt Adams Polley</b>   |            |              |                                            |            |                     |
| Bill                                    | 01/31/2022 | 213927       | Legal - Election and Litigation            | 02/10/2022 | 3,919.53            |
| Total Radcliffe Bobbitt Adams Polley    |            |              |                                            |            | 3,919.53            |
| <b>Shirley Reed</b>                     |            |              |                                            |            |                     |
| Bill                                    | 02/22/2022 | Reim Feb 22  | Reimbursement Request Jan 5 - Feb 22, 2022 | 03/04/2022 | 1,050.00            |
| Total Shirley Reed                      |            |              |                                            |            | 1,050.00            |
| <b>The Morton Accounting Services</b>   |            |              |                                            |            |                     |
| Bill                                    | 01/31/2022 | 2288         | January CPA Services                       | 02/10/2022 | 4,701.27            |
| Total The Morton Accounting Services    |            |              |                                            |            | 4,701.27            |
| <b>TOTAL</b>                            |            |              |                                            |            | <b>1,659,090.80</b> |

## Harris County ESD No. 1 - GOF Profit & Loss Budget vs. Actual January 2022

|                                                        | Jan 22       | Budget        | \$ Over Budget | % of Budget |
|--------------------------------------------------------|--------------|---------------|----------------|-------------|
| <b>Ordinary Income/Expense</b>                         |              |               |                |             |
| <b>Income</b>                                          |              |               |                |             |
| 41000 · Service Revenue                                |              |               |                |             |
| 41100 · HCEC Ambulance Lease Revenue                   | 7,000.00     | 84,000.00     | -77,000.00     | 8.3%        |
| 41200 · HCEC Property Lease Revenue                    | 45,553.00    | 546,636.00    | -501,083.00    | 8.3%        |
| <b>Total 41000 · Service Revenue</b>                   | 52,553.00    | 630,636.00    | -578,083.00    | 8.3%        |
| 42000 · Tax Revenues                                   | 5,942,247.81 | 19,064,854.00 | -13,122,606.19 | 31.2%       |
| 43000 · Other Income                                   | 4,111.72     | 49,500.00     | -45,388.28     | 8.3%        |
| <b>Total Income</b>                                    | 5,998,912.53 | 19,744,990.00 | -13,746,077.47 | 30.4%       |
| <b>Gross Profit</b>                                    | 5,998,912.53 | 19,744,990.00 | -13,746,077.47 | 30.4%       |
| <b>Expense</b>                                         |              |               |                |             |
| 143502 · Commissions Paid from Levy                    | 38,343.63    | 75,000.00     | -36,656.37     | 51.1%       |
| 162800 · Facilities & Equipment (DNU)                  |              |               |                |             |
| 162805 · Furniture/Equip - Non-Asset                   | 0.00         | 20,000.00     | -20,000.00     | 0.0%        |
| 162840 · Equip Rental & Maintenance                    | 0.00         | 5,000.00      | -5,000.00      | 0.0%        |
| <b>Total 162800 · Facilities &amp; Equipment (DNU)</b> | 0.00         | 25,000.00     | -25,000.00     | 0.0%        |
| 170000 · Capital Purchases                             | 0.00         | 175,000.00    | -175,000.00    | 0.0%        |
| 50000 · Commissioner Salaries and Wages                | 600.00       | 36,000.00     | -35,400.00     | 1.7%        |
| 51000 · HCEC Program Expense                           | 1,658,934.00 | 18,302,260.00 | -16,643,326.00 | 9.1%        |
| 52000 · Contract Services (DNU)                        |              |               |                |             |
| 52100 · Accounting Fees                                | 4,246.18     | 50,000.00     | -45,753.82     | 8.5%        |
| 52200 · Audit Fees                                     | 0.00         | 18,500.00     | -18,500.00     | 0.0%        |
| 52300 · Legal Fees                                     | 6,000.00     | 72,000.00     | -66,000.00     | 8.3%        |
| 52350 · Outside Contract Services                      | 0.00         | 25,000.00     | -25,000.00     | 0.0%        |
| 52550 · Election Expense                               | 3,919.53     | 10,000.00     | -6,080.47      | 39.2%       |
| <b>Total 52000 · Contract Services (DNU)</b>           | 14,165.71    | 175,500.00    | -161,334.29    | 8.1%        |
| 53000 · Operations (DNU)                               |              |               |                |             |
| 53100 · Banking Fees                                   | 0.00         | 400.00        | -400.00        | 0.0%        |
| 53150 · Dues & Subscriptions                           | 450.00       | 11,000.00     | -10,550.00     | 4.1%        |
| 53200 · Postage                                        | 0.00         | 300.00        | -300.00        | 0.0%        |
| 53300 · Printing & Copying                             | 6.09         | 250.00        | -243.91        | 2.4%        |
| 53350 · Legal Notices & Filing Fees                    | 0.00         | 14,000.00     | -14,000.00     | 0.0%        |
| 53400 · Office Supplies                                | 449.00       | 1,000.00      | -551.00        | 44.9%       |
| <b>Total 53000 · Operations (DNU)</b>                  | 905.09       | 26,950.00     | -26,044.91     | 3.4%        |
| 54000 · General and Admin Expenses                     |              |               |                |             |
| 54150 · Insurance - Gen Liab-Err & Omis                | 68,346.00    | 75,000.00     | -6,654.00      | 91.1%       |
| 54200 · Insurance - Treasurer's Bond                   | 0.00         | 1,500.00      | -1,500.00      | 0.0%        |
| 54300 · Other Costs (Contingency Funds)                | 0.00         | 2,000.00      | -2,000.00      | 0.0%        |
| 54400 · HCAD Qtr Expenses                              | 0.00         | 140,000.00    | -140,000.00    | 0.0%        |
| 54450 · Depreciation Expense                           | 0.00         | 2,000,000.00  | -2,000,000.00  | 0.0%        |
| 54600 · Travel & Meetings                              | 0.00         | 4,000.00      | -4,000.00      | 0.0%        |
| 54650 · Conference, Conven & Meetings                  | 0.00         | 6,000.00      | -6,000.00      | 0.0%        |
| 54700 · Travel/Lodging                                 | 0.00         | 5,000.00      | -5,000.00      | 0.0%        |
| 54800 · Repairs & Maintenance (DNU)                    | 0.00         | 10,000.00     | -10,000.00     | 0.0%        |
| <b>Total 54000 · General and Admin Expenses</b>        | 68,346.00    | 2,243,500.00  | -2,175,154.00  | 3.0%        |
| 60000 · Interest Expense                               | 0.00         | 80,000.00     | -80,000.00     | 0.0%        |
| 61000 · Loan Costs                                     | 0.00         | 0.00          | 0.00           | 0.0%        |
| 66900 · Reconciliation Discrepancies                   | 0.00         | 0.00          | 0.00           | 0.0%        |
| <b>Total Expense</b>                                   | 1,781,294.43 | 21,139,210.00 | -19,357,915.57 | 8.4%        |
| <b>Net Ordinary Income</b>                             | 4,217,618.10 | -1,394,220.00 | 5,611,838.10   | -302.5%     |
| <b>Other Income/Expense</b>                            |              |               |                |             |
| Other Income                                           | 0.00         | 1,000.00      | -1,000.00      | 0.0%        |
| <b>Net Other Income</b>                                | 0.00         | 1,000.00      | -1,000.00      | 0.0%        |
| <b>Net Income</b>                                      | 4,217,618.10 | -1,393,220.00 | 5,610,838.10   | -302.7%     |

11:54 AM

02/25/22

Accrual Basis

**Harris County ESD No. 1 - GOF**  
**Balance Sheet Prev Year Comparison**  
As of January 31, 2022

|                                       | Jan 31, 22           | Jan 31, 21           | \$ Change            | % Change      |
|---------------------------------------|----------------------|----------------------|----------------------|---------------|
| <b>ASSETS</b>                         |                      |                      |                      |               |
| <b>Current Assets</b>                 |                      |                      |                      |               |
| Checking/Savings                      |                      |                      |                      |               |
| 11000 · Prosperity Operating Account  | 23,327.19            | 15,262.50            | 8,064.69             | 52.8%         |
| 11050 · Prosperity Money Mkt          | 22,340,778.91        | 16,166,074.05        | 6,174,704.86         | 38.2%         |
| 11350 · Texas Class Investment        | 3,569.12             | 193,530.41           | -189,961.29          | -98.2%        |
| <b>Total Checking/Savings</b>         | <b>22,367,675.22</b> | <b>16,374,866.96</b> | <b>5,992,808.26</b>  | <b>36.6%</b>  |
| Accounts Receivable                   | 11.57                | 11.57                | 0.00                 | 0.0%          |
| <b>Other Current Assets</b>           |                      |                      |                      |               |
| 11500 · Accounts Receivable           | 8,525,255.80         | 16,955,624.23        | -8,430,368.43        | -49.7%        |
| 11600 · Fees for Services Receivable  | 23,607.72            | 23,607.72            | 0.00                 | 0.0%          |
| 11800 · Prepaid Expense               | 587,315.42           | 194,850.67           | 392,464.75           | 201.4%        |
| <b>Total Other Current Assets</b>     | <b>9,136,178.94</b>  | <b>17,174,082.62</b> | <b>-8,037,903.68</b> | <b>-46.8%</b> |
| <b>Total Current Assets</b>           | <b>31,503,865.73</b> | <b>33,548,961.15</b> | <b>-2,045,095.42</b> | <b>-6.1%</b>  |
| <b>Fixed Assets</b>                   |                      |                      |                      |               |
| 15000 · Vehicle Assets                | 4,256,448.74         | 4,197,149.66         | 59,299.08            | 1.4%          |
| 16000 · Land                          | 1,578,901.33         | 1,578,901.33         | 0.00                 | 0.0%          |
| 17000 · Furniture and Equipment       | 6,181,537.87         | 6,160,707.87         | 20,830.00            | 0.3%          |
| 18000 · Building and Improvements     | 16,144,654.95        | 15,892,777.12        | 251,877.83           | 1.6%          |
| 19000 · Accumulated Depreciation      | -10,093,587.85       | -10,093,587.85       | 0.00                 | 0.0%          |
| <b>Total Fixed Assets</b>             | <b>18,067,955.04</b> | <b>17,735,948.13</b> | <b>332,006.91</b>    | <b>1.9%</b>   |
| <b>Other Assets</b>                   |                      |                      |                      |               |
| 19500 · Call Center License           | 800,000.00           | 800,000.00           | 0.00                 | 0.0%          |
| <b>Total Other Assets</b>             | <b>800,000.00</b>    | <b>800,000.00</b>    | <b>0.00</b>          | <b>0.0%</b>   |
| <b>TOTAL ASSETS</b>                   | <b>50,371,820.77</b> | <b>52,084,909.28</b> | <b>-1,713,088.51</b> | <b>-3.3%</b>  |
| <b>LIABILITIES &amp; EQUITY</b>       |                      |                      |                      |               |
| <b>Liabilities</b>                    |                      |                      |                      |               |
| <b>Current Liabilities</b>            |                      |                      |                      |               |
| Accounts Payable                      | 1,615,806.15         | 2,975,826.92         | -1,360,020.77        | -45.7%        |
| Other Current Liabilities             | 19,503,806.75        | 20,333,624.28        | -829,817.53          | -4.1%         |
| <b>Total Current Liabilities</b>      | <b>21,119,612.90</b> | <b>23,309,451.20</b> | <b>-2,189,838.30</b> | <b>-9.4%</b>  |
| <b>Long Term Liabilities</b>          |                      |                      |                      |               |
|                                       | 11,953,080.21        | 7,214,141.52         | 4,738,938.69         | 65.7%         |
| <b>Total Liabilities</b>              | <b>33,072,693.11</b> | <b>30,523,592.72</b> | <b>2,549,100.39</b>  | <b>8.4%</b>   |
| <b>Equity</b>                         |                      |                      |                      |               |
| 30000 · Opening Bal Equity            | 5,996,412.00         | 5,996,412.00         | 0.00                 | 0.0%          |
| 30100 · Unassigned Fund Balance       | 5,670,097.53         | 9,357,504.72         | -3,687,407.19        | -39.4%        |
| 30400 · Unrestricted Net Assets       | 1,415,000.03         | 1,415,000.03         | 0.00                 | 0.0%          |
| Net Income                            | 4,217,618.10         | 4,792,399.81         | -574,781.71          | -12.0%        |
| <b>Total Equity</b>                   | <b>17,299,127.66</b> | <b>21,561,316.56</b> | <b>-4,262,188.90</b> | <b>-19.8%</b> |
| <b>TOTAL LIABILITIES &amp; EQUITY</b> | <b>50,371,820.77</b> | <b>52,084,909.28</b> | <b>-1,713,088.51</b> | <b>-3.3%</b>  |

Harris County ESD No. 1 - GOF  
Profit & Loss Detail

January 2022

| Type                                           | Date       | Num        | Adj | Name                           | Memo                                                  | Amount       |
|------------------------------------------------|------------|------------|-----|--------------------------------|-------------------------------------------------------|--------------|
| <b>Ordinary Income/Expense</b>                 |            |            |     |                                |                                                       |              |
| <b>Income</b>                                  |            |            |     |                                |                                                       |              |
| <b>41000 - Service Revenue</b>                 |            |            |     |                                |                                                       |              |
| <b>41100 - HCEC Ambulance Lease Revenue</b>    |            |            |     |                                |                                                       |              |
| Bill                                           | 01/31/2022 | 2513       |     | HCEC                           | Master Lease for Vehicles                             | 7,000.00     |
| Total 41100 - HCEC Ambulance Lease Revenue     |            |            |     |                                |                                                       | 7,000.00     |
| <b>41200 - HCEC Property Lease Revenue</b>     |            |            |     |                                |                                                       |              |
| Bill                                           | 01/31/2022 | 2513       |     | HCEC                           | Original Agreement                                    | 45,553.00    |
| Total 41200 - HCEC Property Lease Revenue      |            |            |     |                                |                                                       | 45,553.00    |
| Total 41000 - Service Revenue                  |            |            |     |                                |                                                       | 52,553.00    |
| <b>42000 - Tax Revenues</b>                    |            |            |     |                                |                                                       |              |
| <b>42100 - Penalty &amp; Interest</b>          |            |            |     |                                |                                                       |              |
| Deposit                                        | 01/10/2022 |            |     | Harris County Tax Office       | Deliquent P&I                                         | 2,257.63     |
| Deposit                                        | 01/11/2022 |            |     | Harris County Tax Office       | P&I                                                   | 0.00         |
| Deposit                                        | 01/11/2022 |            |     | Harris County Tax Office       | Deliquent P&I                                         | 49.71        |
| Deposit                                        | 01/12/2022 |            |     | Harris County Tax Office       | Deliquent P&I                                         | 1,692.09     |
| Deposit                                        | 01/14/2022 |            |     | Harris County Tax Office       | Deliquent P&I                                         | 3,011.67     |
| Deposit                                        | 01/20/2022 |            |     | Harris County Tax Office       | Deliquent P&I                                         | 1,847.75     |
| Deposit                                        | 01/24/2022 |            |     | Harris County Tax Office       | Deliquent P&I                                         | 2,469.83     |
| Deposit                                        | 01/26/2022 |            |     | Harris County Tax Office       | Deliquent P&I                                         | 985.19       |
| Deposit                                        | 01/31/2022 |            |     | Harris County Tax Office       | Deliquent P&I                                         | 1,916.82     |
| Total 42100 - Penalty & Interest               |            |            |     |                                |                                                       | 14,230.69    |
| <b>42300 - Tax Revenue</b>                     |            |            |     |                                |                                                       |              |
| Deposit                                        | 01/10/2022 |            |     | Harris County Tax Office       | Current Levy                                          | 668,480.44   |
| Deposit                                        | 01/11/2022 |            |     | Harris County Tax Office       | Current Levy                                          | 2,449.57     |
| Deposit                                        | 01/12/2022 |            |     | Harris County Tax Office       | Current Levy                                          | 1,405,770.10 |
| Deposit                                        | 01/14/2022 |            |     | Harris County Tax Office       | Current Levy                                          | 537,019.53   |
| Deposit                                        | 01/20/2022 |            |     | Harris County Tax Office       | Current Levy                                          | 878,346.80   |
| Deposit                                        | 01/24/2022 |            |     | Harris County Tax Office       | Current Levy                                          | 577,403.44   |
| Deposit                                        | 01/26/2022 |            |     | Harris County Tax Office       | Current Levy                                          | 683,910.87   |
| Deposit                                        | 01/31/2022 |            |     | Harris County Tax Office       | Current Levy                                          | 43,967.34    |
| Deposit                                        | 01/31/2022 |            |     | Harris County Tax Office       | Current Levy                                          | 1,130,669.03 |
| Total 42300 - Tax Revenue                      |            |            |     |                                |                                                       | 5,928,017.12 |
| Total 42000 - Tax Revenues                     |            |            |     |                                |                                                       | 5,942,247.81 |
| <b>43000 - Other Income</b>                    |            |            |     |                                |                                                       |              |
| <b>43700 - Interest Earned on Temp. Invest</b> |            |            |     |                                |                                                       |              |
| Deposit                                        | 01/31/2022 |            |     |                                | Interest                                              | 0.04         |
| Deposit                                        | 01/31/2022 |            |     |                                | Interest                                              | 4,111.68     |
| Total 43700 - Interest Earned on Temp. Invest  |            |            |     |                                |                                                       | 4,111.72     |
| Total 43000 - Other Income                     |            |            |     |                                |                                                       | 4,111.72     |
| Total Income                                   |            |            |     |                                |                                                       | 5,998,912.53 |
| Gross Profit                                   |            |            |     |                                |                                                       | 5,998,912.53 |
| <b>Expense</b>                                 |            |            |     |                                |                                                       |              |
| <b>143502 - Commissions Paid from Levy</b>     |            |            |     |                                |                                                       |              |
| Deposit                                        | 01/10/2022 |            |     | Harris County Tax Office       | Adj                                                   | 6,787.96     |
| Deposit                                        | 01/12/2022 |            |     | Harris County Tax Office       | Adj                                                   | 14,133.81    |
| Deposit                                        | 01/14/2022 |            |     | Harris County Tax Office       | Adj                                                   | 5,381.02     |
| Deposit                                        | 01/20/2022 |            |     | Harris County Tax Office       | Adj                                                   | 8,858.32     |
| Deposit                                        | 01/24/2022 |            |     | Harris County Tax Office       | Adj                                                   | 3,182.52     |
| Total 143502 - Commissions Paid from Levy      |            |            |     |                                |                                                       | 38,343.63    |
| <b>50000 - Commissioner Salaries and Wages</b> |            |            |     |                                |                                                       |              |
| <b>50250 - Commissioner Reimbursement</b>      |            |            |     |                                |                                                       |              |
| Bill                                           | 01/18/2022 | Jan 22 ... |     | Fred A Scibuola                | Jan 2022 Reimbursement                                | 600.00       |
| Total 50250 - Commissioner Reimbursement       |            |            |     |                                |                                                       | 600.00       |
| Total 50000 - Commissioner Salaries and Wages  |            |            |     |                                |                                                       | 600.00       |
| <b>51000 - HCEC Program Expense</b>            |            |            |     |                                |                                                       |              |
| <b>51100 - HCEC Contract Expense</b>           |            |            |     |                                |                                                       |              |
| Bill                                           | 01/31/2022 | 2513       |     | HCEC                           | Rate change to \$984.21 @ 2034 trips (less \$342,949) | 1,658,934.00 |
| Total 51100 - HCEC Contract Expense            |            |            |     |                                |                                                       | 1,658,934.00 |
| Total 51000 - HCEC Program Expense             |            |            |     |                                |                                                       | 1,658,934.00 |
| <b>52000 - Contract Services (DNU)</b>         |            |            |     |                                |                                                       |              |
| <b>52100 - Accounting Fees</b>                 |            |            |     |                                |                                                       |              |
| Bill                                           | 01/31/2022 | 2288       |     | The Morton Accounting Services | Jan CPA Services                                      | 4,246.18     |
| Total 52100 - Accounting Fees                  |            |            |     |                                |                                                       | 4,246.18     |
| <b>52300 - Legal Fees</b>                      |            |            |     |                                |                                                       |              |
| Bill                                           | 01/11/2022 |            |     | Caryn Papantonakis             | Legal Fees                                            | 6,000.00     |
| Total 52300 - Legal Fees                       |            |            |     |                                |                                                       | 6,000.00     |
| <b>52550 - Election Expense</b>                |            |            |     |                                |                                                       |              |

11:35 AM

02/25/22

Accrual Basis

### Harris County ESD No. 1 - GOF Profit & Loss Detail

January 2022

| Type                                               | Date                                          | Num        | Adj | Name                           | Memo                                            | Amount              |
|----------------------------------------------------|-----------------------------------------------|------------|-----|--------------------------------|-------------------------------------------------|---------------------|
| Bill                                               | 01/31/2022                                    | 213927     |     | Radcliffe Bobbitt Adams Polley | Legal - Election and Litigation                 | 3,919.53            |
|                                                    | Total 52550 - Election Expense                |            |     |                                |                                                 | 3,919.53            |
|                                                    | Total 52000 - Contract Services (DNU)         |            |     |                                |                                                 | 14,165.71           |
| <b>53000 - Operations (DNU)</b>                    |                                               |            |     |                                |                                                 |                     |
| <b>53150 - Dues &amp; Subscriptions</b>            |                                               |            |     |                                |                                                 |                     |
| Bill                                               | 01/31/2022                                    | 13139      |     | Oak Interactive, LLC           | Monthly Website Maintenance - Jan               | 450.00              |
|                                                    | Total 53150 - Dues & Subscriptions            |            |     |                                |                                                 | 450.00              |
| <b>53250 - Computer/Software Support</b>           |                                               |            |     |                                |                                                 |                     |
| Bill                                               | 01/31/2022                                    | 2288       |     | The Morton Accounting Services | Quickbooks software                             | 449.00              |
|                                                    | Total 53250 - Computer/Software Support       |            |     |                                |                                                 | 449.00              |
| <b>53300 - Printing &amp; Copying</b>              |                                               |            |     |                                |                                                 |                     |
| Bill                                               | 01/31/2022                                    | 2288       |     | The Morton Accounting Services | Copies                                          | 6.09                |
|                                                    | Total 53300 - Printing & Copying              |            |     |                                |                                                 | 6.09                |
|                                                    | Total 53000 - Operations (DNU)                |            |     |                                |                                                 | 905.09              |
| <b>54000 - General and Admin Expenses</b>          |                                               |            |     |                                |                                                 |                     |
| <b>54150 - Insurance - Gen Liab-Err &amp; Omis</b> |                                               |            |     |                                |                                                 |                     |
| Bill                                               | 01/12/2022                                    | 2022 - ... |     | VFIS of Texas                  | HARC0-1 Insurance Coverage - 1/1/22 to 12/31/22 | 68,346.00           |
|                                                    | Total 54150 - Insurance - Gen Liab-Err & Omis |            |     |                                |                                                 | 68,346.00           |
|                                                    | Total 54000 - General and Admin Expenses      |            |     |                                |                                                 | 68,346.00           |
|                                                    | Total Expense                                 |            |     |                                |                                                 | 1,781,294.43        |
|                                                    | Net Ordinary Income                           |            |     |                                |                                                 | 4,217,618.10        |
|                                                    | <b>Net Income</b>                             |            |     |                                |                                                 | <b>4,217,618.10</b> |



## Reimbursement Report

|                 |                  |                        |           |
|-----------------|------------------|------------------------|-----------|
| <b>Employee</b> |                  | <b>Pay Period</b>      |           |
| Name:           | Fred A. Scibuola | From:                  | 1/19/2022 |
| SSN:            | XXX-XX-4814      | To:                    | 2/21/2022 |
| Dept:           | ?                | Emp #: ?               |           |
|                 |                  | Position: Commissioner |           |
|                 |                  | Manager: ?             |           |

| Date               | Account | Description                                | Lodging | Transport | Fuel | Meals | Phone | Other    | TOTAL     |
|--------------------|---------|--------------------------------------------|---------|-----------|------|-------|-------|----------|-----------|
| 1/25/2022          |         | HCEDs#1 Board Meeting.                     | \$ -    |           |      |       |       | \$150.00 | \$ 150.00 |
| 2/1/2022           |         | Bldg. Committee Meeting                    |         |           |      |       |       | \$150.00 | \$ 150.00 |
| 2/9/2022           |         | Went over Bldg. Comm. Notes for BM         |         |           |      |       |       | \$150.00 | \$ 150.00 |
| 2/19/2022          |         | Reviewed Info regarding officers election. |         |           |      |       |       | \$150.00 | \$ 150.00 |
|                    |         |                                            |         |           |      |       |       |          |           |
|                    |         |                                            |         |           |      |       |       |          |           |
|                    |         |                                            |         |           |      |       |       |          |           |
|                    |         |                                            |         |           |      |       |       |          |           |
|                    |         |                                            |         |           |      |       |       |          |           |
|                    |         |                                            |         |           |      |       |       |          |           |
|                    |         |                                            |         |           |      |       |       |          |           |
|                    |         |                                            |         |           |      |       |       |          |           |
|                    |         |                                            |         |           |      |       |       |          |           |
|                    |         |                                            |         |           |      |       |       |          |           |
|                    |         |                                            |         |           |      |       |       |          |           |
|                    |         |                                            |         |           |      |       |       |          |           |
| Sub Total Advances |         |                                            |         |           |      |       |       |          | \$ 600.00 |
| <b>TOTAL</b>       |         |                                            |         |           |      |       |       |          | \$ 600.00 |

Reimbursement

Employee Signature: *Fred A. Scibuola* (date)

Approved by: \_\_\_\_\_ (date)

Notes

Office Use Only



HARRIS COUNTY APPRAISAL DISTRICT  
 BUDGET AND FINANCE DIVISION  
 ACCOUNTS RECEIVABLE  
 PO BOX 920975  
 HOUSTON, TX 77292-0975  
 PHONE 713-957-7470  
 FAX 713-957-7410

# INVOICE

Invoice Number: PSI22000628  
 Invoice Date: 2/15/2022

HARRIS COUNTY ESD 1  
 ANN HARRIS BENNETT  
 1001 PRESTON ST  
 HOUSTON, TX 77002-1817

HARRIS COUNTY ESD 1  
 CATHY SUNDAY PRESIDENT  
 THE MORTON ACCOUNTING SVCS  
 1125 CYPRESS STATION DR STE H-4  
 HOUSTON, TX 77090

Customer ID 671

Due Date 3/31/2022  
 Terms DUE LAST BUSINESS DAY OF QTR

| Item/Description           | Unit | Order Qty | Quantity | Unit Price | Total Price |
|----------------------------|------|-----------|----------|------------|-------------|
| Qtr 2 QUARTERLY ASSESSMENT |      | 1         | 1        | 35,989.00  | 35,989.00   |

**Subtotal:** 35,989.00  
 Invoice Discount: 0.00  
 Tax: 0.00  


---

**Total:** 35,989.00

**PENALTY AND INTEREST APPLY IF  
 NOT PAID BY DUE DATE.**

\* SEC 6.06(e), TEXAS PROPERTY TAX CODE

**MAIL TO:**

HARRIS COUNTY APPRAISAL DISTRICT  
 BUDGET AND FINANCE DIVISION  
 ACCOUNTS RECEIVABLE  
 PO BOX 920975  
 HOUSTON, TX 77292-0975

# Invoice



Page 1/1  
 Invoice 02513  
 Date 1/31/2022

**Harris County Emergency Corps**  
 2800 Aldine Bender Road  
 Houston TX 77032

**Bill To:** Harris County ESD#1  
 2800 Aldine Bender Rd  
 Houston Texas 77032

**Ship To:** Harris County ESD#1  
 2800 Aldine Bender Rd  
 Houston Texas 77032

| Purchase Order No. |         | Customer ID | Salesperson ID   |                                       | Payment Terms  | Req Ship Date  | Master No.     |
|--------------------|---------|-------------|------------------|---------------------------------------|----------------|----------------|----------------|
|                    |         | H0001       |                  |                                       | Due on Receipt | 1/31/2022      | 2,417          |
| Ordered            | Shipped | B/O         | Item Number      | Description                           | Discount       | Unit Price     | Ext. Price     |
| 1.00               | 1.00    | 0.00        | 911 SERVICES     | 2034 Responses x \$984.21 - \$342,949 | \$0.00         | \$1,658,934.00 | \$1,658,934.00 |
| 1.00               | 1.00    | 0.00        | LEASE PAYMENTS   | Lease payments to ESD1 Bldg/Eq        | \$0.00         | -\$45,553.00   | -\$45,553.00   |
| 1.00               | 1.00    | 0.00        | LEASE AMBULANCES | Lease Payments ESD1 ambulances        | \$0.00         | -\$7,000.00    | -\$7,000.00    |

|                       |                |
|-----------------------|----------------|
| <b>Subtotal</b>       | \$1,606,381.00 |
| <b>Misc</b>           | \$0.00         |
| <b>Tax</b>            | \$0.00         |
| <b>Freight</b>        | \$0.00         |
| <b>Trade Discount</b> | \$0.00         |
| <b>Total</b>          | \$1,606,381.00 |



# INVOICE

**OAK Interactive, LLC**

1819 Blue Water Bay Dr., Katy, TX 77494,  
UNITED STATES  
info@oakinteractive.com; Website:  
www.oakinteractive.com

**Invoice No#:** 13139  
**Invoice Date:** Jan 31, 2022  
**Reference:** Creative Services  
**Due Date:** Mar 2, 2022

**\$450.00**  
**AMOUNT DUE**

## BILL TO

HCESD-1.org  
Melissa Morton  
2800 Aldine Bender Rd., Houston, TX  
77032, UNITED STATES

| # | ITEMS & DESCRIPTION                          | QTY/HRS      | PRICE AMOUNT(\$) |            |
|---|----------------------------------------------|--------------|------------------|------------|
| 1 | Website Maintenance<br>HCESD-1.org - January | 1            | \$450.00         | \$450.00   |
|   |                                              | Subtotal     |                  | \$450.00   |
|   |                                              | <b>TOTAL</b> | <b>\$450.00</b>  | <b>USD</b> |

## NOTES TO CUSTOMER

January, 2021 - Kindly Remit to: OAK Interactive, LLC  
1819 Blue Water Bay Dr., Katy, TX 77494

THANK YOU FOR YOUR BUSINESS!

## TERMS AND CONDITIONS

Net 30 - Interest accrued at 2% per month, thereafter. Make checks payable to: OAK Interactive, LLC or pay via Credit Card with a 4% processing fee. Sales Tax applied to:

- Website Maintenance
- Website Design & Development
- Hard Cost for production items

---

# RBAP

---

RADCLIFFE  
BOBBITT  
ADAMS  
POLLEY

America Tower  
2929 Allen Parkway, Suite 3450  
Houston, Texas 77019  
(713) 237-1221  
www.rbaplaw.com

Harris County ESD No. 1  
c/o The Morton Accounting Services  
1125 Cypress Station Drive, Building H-4  
Houston, Texas 77090

February 21, 2022

Client No.: 1850.0000  
Invoice No.: 213927

**Attention:**

**RE:** Elections

| DATE      | DESCRIPTION                                                                                                                                                                                                               | HOURS | AMOUNT |     |
|-----------|---------------------------------------------------------------------------------------------------------------------------------------------------------------------------------------------------------------------------|-------|--------|-----|
| Jan-03-22 | Update Harris County Elections portal with District information.                                                                                                                                                          | 0.25  | 30.00  | RDR |
| Jan-04-22 | Office conference with R.D. Rodriguez regarding candidate packets.                                                                                                                                                        | 0.25  | 68.75  | RDA |
|           | Review and revise Order Calling Commissioners Election; office conference with R.D. Rodriguez regarding same.                                                                                                             | 0.50  | 92.50  | MAG |
|           | Prepare candidate packets; transmit same to C. Sunday, S. Reed, V. Bazan and J. Hyde via electronic and regular mail; prepare Order Calling Commissioners Election; prepare 1/25/22 supplemental agenda.                  | 2.25  | 270.00 | RDR |
| Jan-10-22 | Correspond with J. Hyde requesting alphabetized street list and boundary map.                                                                                                                                             | 0.25  | 30.00  | RDR |
| Jan-12-22 | Office conference with R.D. Rodriguez and R. Adams regarding service address list for review/confirmation of District boundaries as it pertains to 5/7/22 Commissioners election; correspond with J. Hyde regarding same. | 0.75  | 138.75 | MAG |

|           |                                                                                                                                                                                                                                      |      |        |     |
|-----------|--------------------------------------------------------------------------------------------------------------------------------------------------------------------------------------------------------------------------------------|------|--------|-----|
|           | Correspond with J. Hyde regarding service address street list; office conference with M. Garza regarding same; receive and profile service address street list.                                                                      | 0.50 | 60.00  | RDR |
| Jan-17-22 | Review and revise 1/25/22 supplemental agenda.                                                                                                                                                                                       | 0.25 | 68.75  | RDA |
|           | Finalize 1/25/22 agenda; transmit same to J. Hyde for posting.                                                                                                                                                                       | 0.25 | 30.00  | RDR |
| Jan-19-22 | Review and revise Order Calling Election.                                                                                                                                                                                            | 0.25 | 68.75  | RDA |
|           | Finalize Order Calling Commissioner's Election; prepare execution copies of same.                                                                                                                                                    | 0.25 | 30.00  | RDR |
| Jan-20-22 | Office conference with R.D. Rodriguez and K. Newman regarding review of District streets/boundaries for 5/7/22 Commissioners election.                                                                                               | 0.25 | 46.25  | MAG |
| Jan-21-22 | Review and update street list for 5/7/22 Commissioners election.                                                                                                                                                                     | 1.00 | 80.00  | KN  |
| Jan-22-22 | Continue review and update of street list for 5/7/22 Commissioners election.                                                                                                                                                         | 4.25 | 340.00 | KN  |
| Jan-23-22 | Continue review and update of street list for 5/7/22 Commissioners election.                                                                                                                                                         | 2.50 | 200.00 | KN  |
| Jan-24-22 | Prepare 1/25/22 meeting file; prepare potential candidate packets.                                                                                                                                                                   | 0.50 | 60.00  | RDR |
|           | Continue review and update of street list for 5/7/22 Commissioners election.                                                                                                                                                         | 3.25 | 260.00 | KN  |
| Jan-25-22 | Prepare for, travel to/from and attend 1/25/22 Board meeting.                                                                                                                                                                        | 2.00 | 550.00 | RDA |
|           | Review and accept candidate applications for place on ballot; office conference with R.D. Rodriguez regarding same.                                                                                                                  | 0.25 | 46.25  | MAG |
|           | Update District directory; scan and profile accepted candidate applications from C. Sunday, V. Bazan and S. Reed; prepare and transmit Notices of Ballot Drawing to same; finalize Order Calling Election; transmit same to J. Hyde. | 1.00 | 120.00 | RDR |

|           |                                                                                                                                                        |       |            |     |
|-----------|--------------------------------------------------------------------------------------------------------------------------------------------------------|-------|------------|-----|
|           | Office conference with R.D. Rodriguez regarding maintenance of election records; create files for same.                                                | 0.50  | 27.50      | JAL |
|           | Continue review and update of street list for 5/7/22 Commissioners election.                                                                           | 8.50  | 680.00     | KN  |
| Jan-26-22 | Continue review and update of street list for 5/7/22 Commissioners election.                                                                           | 5.25  | 420.00     | KN  |
| Jan-31-22 | Correspond with HCAD regarding request for property addresses within District for purposes of confirming boundaries for 5/7/22 Commissioners election. | 0.25  | 46.25      | MAG |
|           | Prepare Order Declaring Unopposed Candidates Elected to Office and Canceling Election.                                                                 | 0.50  | 60.00      | RDR |
|           | Totals                                                                                                                                                 | 35.75 | \$3,823.75 |     |

**DISBURSEMENTS**

|           |                                       |         |                   |
|-----------|---------------------------------------|---------|-------------------|
|           | Photocopies - Black & White           | 56.10   |                   |
|           | Postage                               | 18.03   |                   |
| Jan-31-22 | Mileage (1/25/22 Board Meeting - RDA) | 21.65   |                   |
|           | Totals                                | \$95.78 |                   |
|           | <b>Total Fee &amp; Disbursements</b>  |         | <b>\$3,919.53</b> |
|           | <b>Balance Now Due</b>                |         | <b>\$3,919.53</b> |







# Invoice

|           |           |
|-----------|-----------|
| Date      | Invoice # |
| 1/31/2022 | 2288      |

|                                                                    |
|--------------------------------------------------------------------|
| <b>Bill To</b>                                                     |
| Harris County ESD #1<br>2800 Aldine Bender Rd<br>Houston, TX 77032 |

|              |                 |
|--------------|-----------------|
| <b>Terms</b> | <b>Due Date</b> |
| Net 30       | 3/2/2022        |

| Serviced  | Description                                                                                                                                                                   | Hours   | Rate     | Amount   |
|-----------|-------------------------------------------------------------------------------------------------------------------------------------------------------------------------------|---------|----------|----------|
| 1/31/2022 | January Financial Statements                                                                                                                                                  |         | 2,750.00 | 2,750.00 |
| 1/31/2022 | Additional Hours (Fixed asset management, meeting with board members for ACH approval for Prosperity, special reporting, research other options for Arbitrage, prep for 1099) | 10.2174 | 140.00   | 1,430.44 |
| 1/31/2022 | 1099 Forms, envelopes, and postage including Certified mail to IRS                                                                                                            |         | 65.74    | 65.74    |
| 1/31/2022 | Copies                                                                                                                                                                        | 21      | 0.29     | 6.09     |
| 1/31/2022 | Quickbooks Annual Subscription                                                                                                                                                |         | 449.00   | 449.00   |

Please Remit Payment to:  
 The Morton Accounting Service  
 1125 Cypress Station Dr. Bldg H-4  
 Houston, TX 77090

or via the Intuit payment link in the email.

|                         |            |
|-------------------------|------------|
| <b>Total</b>            | \$4,701.27 |
| <b>Payments/Credits</b> | \$0.00     |
| <b>Balance Due</b>      | \$4,701.27 |



Carr, Riggs & Ingram, LLC  
Two Riverway, 15th Floor  
Houston, TX 77056

(713) 621-8090  
(713) 621-6907 (fax)  
www.cricpa.com

February 12, 2022

To Board of Commissioners  
Harris County Emergency Services District #1  
2800 Aldine Bender Road  
Houston, Texas 77032

We are pleased to confirm our understanding of the services we are to provide Harris County Emergency Services District #1 (the District) for the year ended December 31, 2021.

### **Audit Scope and Objectives**

We will audit the financial statements of the governmental activities and major fund, and the disclosures, which collectively comprise the basic financial statements of the District as of and for the year ended December 31, 2021. Accounting standards generally accepted in the United States of America (GAAS) provide for certain required supplementary information (RSI), such as management's discussion and analysis (MD&A), to supplement the District's basic financial statements. Such information, although not a part of the basic financial statements, is required by the Governmental Accounting Standards Board who considers it to be an essential part of financial reporting for placing the basic financial statements in an appropriate operational, economic, or historical context. As part of our engagement, we will apply certain limited procedures to the District's RSI in accordance with GAAS. These limited procedures will consist of inquiries of management regarding the methods of preparing the information and comparing the information for consistency with management's responses to our inquiries, the basic financial statements, and other knowledge we obtained during our audit of the basic financial statements. We will not express an opinion or provide any assurance on the information because the limited procedures do not provide us with sufficient evidence to express an opinion or provide any assurance. The following RSI is required by U.S. generally accepted accounting principles (GAAP) and will be subjected to certain limited procedures, but will not be audited:

#### 1) Management's Discussion and Analysis

We have also been engaged to report on supplementary information other than RSI that accompanies the District's financial statements. We will subject the following supplementary information to the auditing procedures applied in our audit of the financial statements and certain additional procedures, including comparing and reconciling such information directly to the underlying accounting and other records used to prepare the financial statements or to the financial statements themselves, and other additional procedures in accordance with GAAS, and we will provide an opinion on it in relation to the financial statements as a whole in a report combined with our auditor's report on the financial statements:

#### 1) Statement of Revenue, Expenditures and Changes in Fund Balance – Budget to Actual – General Fund

The objectives of our audit are to obtain reasonable assurance as to whether the financial statements as a whole are free from material misstatement, whether due to fraud or error; issue an auditor's report that includes our opinion about whether your financial statements are fairly presented, in all material respects, in conformity with GAAP; and report on the fairness of the supplementary information referred to in the second paragraph when considered in relation to the financial statements as a whole.

Reasonable assurance is a high level of assurance but is not absolute assurance and therefore is not a guarantee that an audit conducted in accordance with GAAS will always detect a material misstatement when it exists. Misstatements, including omissions, can arise from fraud or error and are considered material if there is a substantial likelihood that, individually or in the aggregate, they would influence the judgment of a reasonable user made based on the financial statements.

#### **Auditors' Responsibilities for the Audit of the Financial Statements**

We will conduct our audit in accordance with GAAS and will include tests of your accounting records and other procedures we consider necessary to enable us to express such opinions. As part of an audit in accordance with GAAS, we exercise professional judgment and maintain professional skepticism throughout the audit.

We will evaluate the appropriateness of accounting policies used and the reasonableness of significant accounting estimates made by management. We will also evaluate the overall presentation of the financial statements, including the disclosures, and determine whether the financial statements represent the underlying transactions and events in a manner that achieves fair presentation. We will plan and perform the audit to obtain reasonable assurance about whether the financial statements are free of material misstatement, whether from (1) errors, (2) fraudulent financial reporting, (3) misappropriation of assets, or (4) violations of laws or governmental regulations that are attributable to the government or to acts by management or employees acting on behalf of the government.

Because of the inherent limitations of an audit, combined with the inherent limitations of internal control, and because we will not perform a detailed examination of all transactions, there is an unavoidable risk that some material misstatements may not be detected by us, even though the audit is properly planned and performed in accordance with GAAS. In addition, an audit is not designed to detect immaterial misstatements or violations of laws or governmental regulations that do not have a direct and material effect on the financial statements. However, we will inform the appropriate level of management of any material errors, fraudulent financial reporting, or misappropriation of assets that comes to our attention. We will also inform the appropriate level of management of any violations of laws or governmental regulations that come to our attention, unless clearly inconsequential. Our responsibility as auditors is limited to the period covered by our audit and does not extend to any later periods for which we are not engaged as auditors.

We will also conclude, based on the audit evidence obtained, whether there are conditions or events, considered in the aggregate, that raise substantial doubt about the government's ability to continue as a going concern for a reasonable period of time.

Our procedures will include tests of documentary evidence supporting the transactions recorded in the accounts, and direct confirmation of receivables and certain assets and liabilities by correspondence with selected customers, creditors, and financial institutions. We may also request written representations from your attorneys as part of the engagement.

#### **Audit Procedures—Internal Control**

We will obtain an understanding of the government and its environment, including internal control relevant to the audit, sufficient to identify and assess the risks of material misstatement of the financial statements, whether due to error or fraud, and to design and perform audit procedures responsive to those risks and obtain evidence that is sufficient and appropriate to provide a basis for our opinions. The risk of not detecting a material misstatement resulting from fraud is higher than for one resulting from error, as fraud may involve collusion, forgery, intentional omissions, misrepresentation, or the override of internal control. An audit is not designed to provide assurance on internal control or to identify

deficiencies in internal control. Accordingly, we will express no such opinion. However, during the audit, we will communicate to management and those charged with governance internal control related matters that are required to be communicated under AICPA professional standards.

We have identified the following significant risks of material misstatement as part of our audit planning: 1) Management override of internal controls, and 2) Improper revenue recognition due to fraud. It is possible that modifications may be made to this list as planning and our audit is completed, in which case we will communicate the modifications to those charged with governance, in writing.

#### **Audit Procedures—Compliance**

As part of obtaining reasonable assurance about whether the financial statements are free of material misstatement, we will perform tests of the District's compliance with the provisions of applicable laws, regulations, contracts, and agreements. However, the objective of our audit will not be to provide an opinion on overall compliance and we will not express such an opinion.

#### **Other Services**

We will prepare the financial statements of the District in conformity with accounting principles generally accepted in the United States of America based on information provided by you. We will also assist the District with recording certain journal entries to adjust tax receivables and allowances in conformity with U.S. generally accepted accounting principles based on information provided by you.

We will perform the services in accordance with applicable professional standards. The other services are limited to the financial statement services and adjustments of tax receivables and allowances previously defined. We, in our sole professional judgment, reserve the right to refuse to perform any procedure or take any action that could be construed as assuming management responsibilities.

#### **Responsibilities of Management for the Financial Statements**

Our audit will be conducted on the basis that you acknowledge and understand your responsibility for designing, implementing, and maintaining internal controls relevant to the preparation and fair presentation of financial statements that are free from material misstatement, whether due to fraud or error, including monitoring ongoing activities; for the selection and application of accounting principles; and for the preparation and fair presentation of the financial statements in conformity with accounting principles generally accepted in the United States of America.

Management is responsible for making drafts of financial statements, all financial records, and related information available to us and for the accuracy and completeness of that information (including information from outside of the general and subsidiary ledgers). You are also responsible for providing us with (1) access to all information of which you are aware that is relevant to the preparation and fair presentation of the financial statements, such as records, documentation, identification of all related parties and all related-party relationships and transactions, and other matters; (2) additional information that we may request for the purpose of the audit; and (3) unrestricted access to persons within the government from whom we determine it necessary to obtain audit evidence. At the conclusion of our audit, we will require certain written representations from you about the financial statements and related matters.

Your responsibilities include adjusting the financial statements to correct material misstatements and confirming to us in the management representation letter that the effects of any uncorrected misstatements aggregated by us during the current engagement and pertaining to the latest period presented are immaterial, both individually and in the aggregate, to the financial statements of each opinion unit taken as a whole.

You are responsible for the design and implementation of programs and controls to prevent and detect fraud, and for informing us about all known or suspected fraud affecting the government involving (1) management, (2) employees who have significant roles in internal control, and (3) others where the fraud could have a material effect on the financial statements. Your responsibilities include informing us of your knowledge of any allegations of fraud or suspected fraud affecting the government received in communications from employees, former employees, grantors, regulators, or others. In addition, you are responsible for identifying and ensuring that the government complies with applicable laws and regulations.

You are responsible for the preparation of the supplementary information in conformity with accounting principles generally accepted in the United States of America. You agree to include our report on the supplementary information in any document that contains, and indicates that we have reported on, the supplementary information. You also agree to include the audited financial statements with any presentation of the supplementary information that includes our report. Your responsibilities include acknowledging to us in the representation letter that (1) you are responsible for presentation of the supplementary information in accordance with GAAP; (2) you believe the supplementary information, including its form and content, is fairly presented in accordance with GAAP; (3) the methods of measurement or presentation have not changed from those used in the prior period (or, if they have changed, the reasons for such changes); and (4) you have disclosed to us any significant assumptions or interpretations underlying the measurement or presentation of the supplementary information.

You agree to assume all management responsibilities for the financial statement preparation services and any other nonattest services we provide; oversee the services by designating Melissa Morton, CPA, with suitable skill, knowledge, or experience; evaluate the adequacy and results of the services; and accept responsibility for them.

#### **Dispute Resolution**

In the event of a dispute between the parties which arises out of or relates to this contract or engagement letter, the breach thereof or the services provided or to be provided hereunder, if the dispute cannot be settled through negotiation, the parties agree that before initiating arbitration, litigation or other dispute resolution procedure, they will first try, in good faith, to resolve the dispute through non-binding mediation. All parties agree that an alternative form of dispute resolution shall not be undertaken by either party until the expiration of fifteen (15) calendar days following notice being provided to the other party indicating that the dispute cannot be settled through mediation. The mediation will be administered by the American Arbitration Association under its *Dispute Resolution Rules for Professional Accounting and Related Services Disputes*. The costs of any mediation proceedings shall be shared equally by all parties.

#### **Governing Law; Venue**

This agreement and performance hereunder shall be governed by the laws of the State of Alabama, without reference to any conflict of laws rules or principles. Any action or proceeding arising from or relating to this agreement must be brought in a state or federal court having jurisdiction in Coffee County, Alabama, and each party irrevocably submits to the jurisdiction and venue of any such court in any such action or proceeding and agrees to waive any defenses to venue and jurisdiction including forum non conveniens.

### **Statute of Limitations**

The parties agree that there shall be a one-year statute of limitation (from the delivery of the service or termination of the contract) for the filing of any requests for arbitration, lawsuit, or proceeding related to this agreement. If such a claim is filed more than one year, or the minimum durational period having been determined as permissible by applicable statutory law or by a court of competent jurisdiction, subsequent to the delivery of the service or termination of the contract, whichever occurs first in time, then it shall be precluded by this provision, regardless of whether or not the claim has accrued at that time.

### **Disclosure**

We may, from time to time and depending on the circumstances, use third-party service providers in serving your account including service providers located outside of the United States. We may share confidential information about you with these service providers, but remain committed to maintaining the confidentiality and security of your information. Accordingly, we maintain internal policies, procedures, and safeguards to protect the confidentiality of your personal information. In addition, we will secure confidentiality agreements with all service providers to maintain the confidentiality of your information and we will take reasonable precautions to determine that they have appropriate procedures in place to prevent the unauthorized release of your confidential information to others. Furthermore, we will remain responsible for the work provided by any such third-party service providers. By signing this letter, you consent to allow us to disclose your financial information, if applicable, or other information to our service providers located abroad. If you want to limit the amount of information that may be disclosed to any third-party service provider, please notify us in writing as an attachment to this letter.

### **Electronic Data Communication and Storage and Use of Third Party Service Provider**

In the interest of facilitating our services to your organization, we may send data over the Internet, securely store electronic data via computer software applications hosted remotely on the Internet, or allow access to data through third-party vendors' secured portals or clouds. Electronic data that is confidential to your organization may be transmitted or stored using these methods. We may use third-party service providers to store or transmit this data, such as, but not limited to, providers of tax return preparation software. In using these data communication and storage methods, our firm employs measures designed to maintain data security. We use reasonable efforts to keep such communications and data access secure in accordance with our obligations under applicable laws and professional standards. We also require our third-party vendors to do the same.

You recognize and accept that we have no control over, and shall not be responsible for, the unauthorized interception or breach of any communications or data once it has been sent or has been subject to unauthorized access, notwithstanding all reasonable security measures employed by us or our third-party vendors. You consent to our use of these electronic devices and applications and submission of confidential client information to third-party service providers during this engagement.

To enhance our services to you, we will use a combination of remote access, secure file transfer, virtual private network or other collaborative, virtual workspace or other online tools or environments. Access through any combination of these tools allows for on-demand and/or real-time collaboration across geographic boundaries and time zones and allows CRI and you to share data, engagement information, knowledge, and deliverables in a protected environment. In order to use certain of these tools and in addition to execution of this acknowledgement and engagement letter, you may be required to execute a separate client acknowledgement or agreement and agree to be bound by the terms, conditions and limitations of such agreement. You agree that CRI has no responsibility for the activities of its third-party

vendors supplying these tools and agree to indemnify and hold CRI harmless with respect to any and all claims arising from or related to the operation of these tools. While we may back up your files to facilitate our services, you are solely responsible for the backup of your files and records; therefore, we recommend that you also maintain your own backup files of these records. In the event you suffer a loss of any files or records due to accident, inadvertent mistake, or Act of God, copies of which you have provided to us pursuant to this agreement, we shall not be responsible or obligated to provide you a copy of any such file or record which we may retain in our possession.

#### **Engagement Administration, Fees, and Other**

We understand that your consultants will prepare all cash, accounts receivable, or other confirmations we request and will locate any documents selected by us for testing. We will schedule the engagement based in part on deadlines, working conditions, and the availability of your key personnel. We will plan the engagement based on the assumption that your personnel will cooperate and provide assistance by performing tasks such as preparing requested schedules, retrieving supporting documents, and preparing confirmations. If, for whatever reason, your personnel are unavailable to provide the necessary assistance in a timely manner, it may substantially increase the work we have to do to complete the engagement within the established deadlines, resulting in an increase in fees over our original fee estimate.

Alyssa Hill is the engagement partner and is responsible for supervising the engagement and signing the report or authorizing another individual to sign it. We expect to begin our audit on approximately March 21, 2022 as long as you have provided to us substantially all of the schedules, documents, confirmation and other information requested from you in preparation of the audit.

We estimate our fee for these services will be \$18,700. You will also be billed for out-of-pocket costs (such as confirmation fee, report reproduction, postage, etc.). Our standard hourly rates vary according to the degree of responsibility involved and the experience level of the personnel assigned to your audit. Our invoices for these fees will be rendered as work progresses and are payable on presentation. In accordance with our firm policies, work may be suspended if your account becomes 90 days or more overdue and may not be resumed until your account is paid in full. If we elect to terminate our services for nonpayment, our engagement will be deemed to have been completed upon written notification of termination, even if we have not completed our report. You will be obligated to compensate us for all time expended and to reimburse us for all out-of-pocket costs through the date of termination. The above fee is based on anticipated cooperation from your personnel and the assumption that unexpected circumstances will not be encountered during the audit. If significant additional time is necessary, we will discuss it with you and arrive at a new fee estimate before we incur the additional costs.

Carr, Riggs & Ingram, LLC reserves the right to assess finance charges on past due balances up to the maximum amount allowed under State law. If we must place your account with a collection agency or attorney because you are seriously overdue, you agree to pay their reasonable fees and expenses. If for any reason you are unable to pay your account balance in a timely fashion, we urge you to call our Accounts Receivable department to make alternate arrangements.

#### **Reporting**

We will issue a written report upon completion of our audit of the District's financial statements. Our report will be addressed to the Board of Commissioners of Harris County Emergency Services District #1. Circumstances may arise in which our report may differ from its expected form and content based on the results of our audit. Depending on the nature of these circumstances, it may be necessary for us to modify our opinions or add an emphasis-of-matter or other-matter paragraph to our auditor's report, or if necessary, withdraw from this engagement. If our opinions are other than unmodified, we will discuss

the reasons with you in advance. If, for any reason, we are unable to complete the audit or are unable to form or have not formed opinions, we may decline to express opinions or withdraw from this engagement.

We appreciate the opportunity to be of service to Harris County Emergency Services District #1 and believe this letter accurately summarizes the significant terms of our engagement. If you have any questions, please let us know. If you agree with the terms of our engagement as described in this letter, please sign below and return this signed letter to us.

Very truly yours,

*Carr, Riggs & Ingram, L.L.C.*

Carr, Riggs & Ingram, L.L.C.

RESPONSE:

This letter correctly sets forth the understanding of Harris County Emergency Services District #1.

Governance signature: 

Title: President


Date: 2-28-22

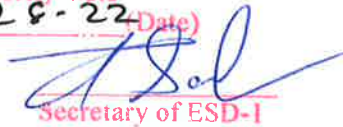
**APPROVED**

Document approved by Harris County ESD-1  
Board of Commissioners

By a Majority Vote

on 2-28-22 (Date)

  
President of ESD-1

  
Secretary of ESD-1



## REAL ESTATE SALES CONTRACT

This contract to buy and sell real property is between Seller and Buyer as identified below and is effective on the date of the last of the signatures by Seller and Buyer as parties to this contract and by Title Company to acknowledge receipt of the Earnest Money ("Effective Date"). Buyer must deliver the Earnest Money to Title Company and obtain Title Company's signature before the Earnest Money Deadline provided in paragraph A.1. for this contract to be effective. If the Earnest Money is paid by check and payment on presentation is refused, Buyer is in default.

**Seller:** **Harris County Emergency Corps**  
Address: **2800 Aldine Bender Rd., Houston, TX 77032**  
Phone: **(281) 449-3131**  
Fax:  
E-mail:

**Seller's Attorney:** **J. Mark Smith**  
Address: **2800 Aldine Bender Rd., Houston, TX 77032**  
Phone: **(281) 449-3131**  
Fax:  
E-mail: **msmith@hcec.com**

**Buyer:** **Harris County Emergency Services District No. 1**  
Address: **2800 Aldine Bender Rd., Houston, TX 77032**  
Phone: **(281) 449-3131**  
Fax:  
E-mail:

**Buyer's Attorney:** **Caryn Papantonakis**  
Address:  
Phone: **(713) 332-3986**  
Fax:  
E-mail: **caryn@cplawgrouppllc.com**

**Property:** **The land commonly known as 2947 Washington Dr., Houston, TX 77038 and more fully described in Exhibit A ("Property"), together with improvements to the Property ("Improvements").**

**Title Company:** **To be determined by mutual agreement of the parties.**

Escrow Agent:

Address:

Phone:

Fax:

E-mail:

Underwriter:

**Purchase Price:** \$175,000.00

**Earnest Money:** None

**Surveyor:** To be determined by mutual agreement of the parties.

**Survey Category:** 1-B – Standard Property Survey

**Appraiser:** To be determined by mutual agreement of the parties.

**Buyer's Liquidated Damages:** \$10,000.00

**County for Performance:** Harris County, Texas

**A. Deadlines and Other Dates**

All deadlines in this contract expire at 5 p.m. local time where the Property is located. If a deadline falls on a Saturday, Sunday, or holiday, the deadline will be extended to the next day that is not a Saturday, Sunday, or holiday. A holiday is a day, other than a Saturday or Sunday, on which state or local governmental agencies and financial institutions are not generally open for business. Time is of the essence.

- A.1. Earnest Money Deadline: **None.**
- A.2. Delivery of Title Commitment: **14 days after the Effective Date**
- A.3. Delivery of Survey and Appraisal: **21 days after the Effective Date**
- A.4. **INTENTIONALLY OMITTED**
- A.5. Delivery of legible copies of instruments referenced in the Title Commitment and Survey: **28 days after the Effective Date**
- A.6. Delivery of Title Objections: **14 days after delivery of the Title Commitment, Survey, and legible copies of the instruments referenced in them**
- A.7. Delivery of Seller's records as specified in Exhibit C: **90 days after the Effective Date**
- A.8. End of Inspection Period: **180 days after the Effective Date, subject to paragraph G.6., unless the Parties agree otherwise in writing.**
- A.9. Closing Date and Time: **21 days after the end of the Inspection Period**

**B. Closing Documents**

B.1. At Closing, Seller will deliver the following items:

- a. Special Warranty Deed
- b. Bill of Sale and Assignment
- c. IRS Nonforeign Person Affidavit
- d. Evidence of Seller's authority to close this transaction
- e. Notices, statements, and certificates as specified in Exhibit D (if available)

B.2. At Closing, Buyer will deliver the following items:

- a. Balance of Purchase Price
- b. Evidence of Buyer's authority to close this transaction

The documents listed in this section B are collectively known as the "Closing Documents."

**C. Exhibits**

The following are attached to and are a part of this contract:

- Exhibit A—Description of the Property
- Exhibit B—Representations; Environmental Matters
- Exhibit C—Seller's Records
- Exhibit D—Notices, Statements, and Certificates

**D. Purchase and Sale of Property**

D.1. *Purchase and Sale Agreement.* Seller agrees to sell and convey the Property and Improvements to Buyer, and Buyer agrees to buy and pay Seller for the Property and Improvements. The promises by Buyer and Seller stated in this contract are the consideration for the formation of this contract.

**E. OMITTED INTENTIONALLY**

**F. Title and Survey**

F.1. *Review of Title.* The following statutory notice is provided to Buyer on behalf of the real estate licensees, if any, involved in this transaction: Buyer is advised that it should either have the abstract covering the Property examined by an attorney of Buyer's own selection or be furnished with or obtain a policy of title insurance.

F.2. *Title Commitment; Title Policy.* "Title Commitment" means a Commitment for Issuance of an Owner Policy of Title Insurance by Title Company, as agent for Underwriter, or directly by Underwriter, stating the condition of title to the Property. The "effective date" stated in the Title Commitment must be after the Effective Date of this contract. "Title Policy" means an Owner Policy of Title Insurance issued by Title Company, as agent for Underwriter, or directly by

Underwriter, in conformity with the last Title Commitment delivered to and approved by Buyer.

F.3. *Survey.* "Survey" means an on-the-ground, staked plat of survey and metes-and-bounds description of the Property, prepared by Surveyor or another surveyor satisfactory to Title Company, dated after the Effective Date, and certified to comply with the current standards and specifications as published by the Texas Society of Professional Surveyors for the Survey Category.

F.4. INTENTIONALLY OMITTED.

F.5. *Delivery of Title Commitment, Survey, and Legible Copies.* Seller must deliver the Title Commitment to Buyer and Buyer's attorney by the deadline stated in paragraph A.2.; the Survey by the deadline stated in paragraph A.3.; and legible copies of the instruments referenced in the Title Commitment, and Survey by the deadline stated in paragraph A.5.

F.6. *Title Objections.* Buyer has until the deadline stated in paragraph A.6. ("Title Objection Deadline") to review the Survey, Title Commitment, and legible copies of the title instruments referenced in them and notify Seller of Buyer's objections to any of them ("Title Objections"). Buyer will be deemed to have approved all matters reflected by the Survey and Title Commitment to which Buyer has made no Title Objection by the Title Objection Deadline. The matters that Buyer either approves or is deemed to have approved are "Permitted Exceptions." If Buyer notifies Seller of any Title Objections, Seller has five days from receipt of Buyer's notice to notify Buyer whether Seller agrees to cure the Title Objections before Closing ("Cure Notice"). If Seller does not timely give its Cure Notice or timely gives its Cure Notice but does not agree to cure all the Title Objections before Closing, Buyer may, within five days after the deadline for Seller's Cure Notice, notify Seller that either this contract is terminated or Buyer will proceed to close, subject to Seller's obligations to remove all liquidated liens, remove all exceptions that arise by, through, or under Seller after the Effective Date, and cure only the Title Objections that Seller has agreed to cure in the Cure Notice. At or before Closing, Seller must remove all liquidated liens, remove all exceptions that arise by, through, or under Seller after the Effective Date of this contract, and cure the Title Objections that Seller has agreed to cure.

## **G. Inspection Period**

G.1. *Review of Seller's Records.* Seller will deliver to Buyer copies of Seller's records specified in Exhibit C, or otherwise make those records available for Buyer's review, by the deadline stated in paragraph A.7.

G.2. *Entry onto the Property.* Buyer may enter the Property before Closing to inspect it at Buyer's cost, subject to the following:

G.2.a. Buyer must deliver evidence to Seller that Buyer has liability insurance for its proposed inspection activities, with coverages and in amounts that are substantially the same as those maintained by Seller or with such lesser coverages and in such lesser amounts as are reasonably satisfactory to Seller.

G.2.b. Buyer may not interfere in any material manner with existing operations or occupants of the Property.

G.2.c. Buyer must notify Seller in advance of Buyer's plans to conduct tests so that Seller may be present during the tests.

G.2.d. If the Property is physically altered because of Buyer's inspections, Buyer must return the Property to its pre-inspection condition promptly after the alteration occurs.

G.2.e. Buyer must deliver to Seller copies of all inspection reports that Buyer prepares or receives from third-party consultants or contractors within three days after their preparation or receipt.

G.2.f. Buyer must abide by any other reasonable entry rules imposed by Seller.

G.3. *Environmental Assessment.* Buyer has the right to conduct environmental assessments of the Property. Seller will provide, or will designate a person with knowledge of the use and condition of the Property to provide, information requested by Buyer or Buyer's agent or representative regarding the use and condition of the Property during the period of Seller's ownership of the Property. Seller will cooperate with Buyer in obtaining and providing to Buyer or its agent or representative information regarding the use and condition of the Property before Seller's period of ownership to the extent that the information is within Seller's possession or control.

G.4. *Buyer's Right to Terminate.* Buyer may terminate this contract for any reason by notifying Seller of the termination before the end of the Inspection Period. If Buyer does not notify Seller of Buyer's termination of the contract before the end of the Inspection Period, Buyer waives the right to terminate this contract pursuant to this provision.

G.5. *Buyer's Indemnity and Release of Seller*

G.5.a. Indemnity. To the fullest extent allowed by the Constitution and laws of the State of Texas, Buyer will indemnify, defend, and hold Seller harmless from any loss, attorney's fees, expenses, or claims arising out of Buyer's investigation of the Property, except those arising out of the acts or omissions of Seller and those for repair or remediation of existing conditions discovered by Buyer's inspection. The obligations of Buyer under this provision will survive termination of this contract and Closing, any other provision of this contract to the contrary notwithstanding.

G.5.b. Release. To the fullest extent allowed by law, Buyer releases Seller and those persons acting on Seller's behalf from all claims and causes of action (including claims for attorney's fees and court and other costs) resulting from Buyer's investigation of the Property.

G.6. *Partial Release.* If, as of the Effective Date, the Property is subject to any liens that secure indebtedness in excess of the estimated net proceeds of the Purchase Price after the

satisfaction of brokers' commissions and other transaction costs for which Seller is responsible, then Seller promptly must obtain a written agreement or agreements (collectively, the "Partial Release Agreement") binding and enforceable against the holders of such liens ("Holders"). The Partial Release Agreement must release all of such liens with respect to the Property on the payment to the Holders of an amount that does not exceed the net proceeds of the Purchase Price after the satisfaction of brokers' commissions and other transaction costs for which Seller is responsible. Notwithstanding any other provision of this contract, if Seller is required to provide a Partial Release Agreement, the Inspection Period will not commence until and unless the executed Partial Release Agreement, in a form reasonably satisfactory to Buyer, is delivered to Buyer.

## **H. Representations**

The parties' representations stated in Exhibit B are true and correct as of the Effective Date and must be true and correct on the Closing Date. Seller will promptly notify Buyer if Seller becomes aware that any of the representations are not true and correct. Unless Seller notifies Buyer to the contrary on or before the Closing Date, or Buyer has actual knowledge to the contrary as of the Closing Date, Buyer is entitled to presume that the representations of Seller in Exhibit B are true and correct as of the Closing Date.

## **I. Condition of the Property until Closing; Cooperation; No Recording of Contract**

I.1. *Maintenance and Operation.* Until Closing, Seller will (a) maintain the Property as it existed on the Effective Date, except for reasonable wear and tear and casualty damage; (b) use the Property in the same manner as it was used on the Effective Date; (c) comply with all contracts of Seller pertaining to the Property in effect on the Effective Date and all laws and all governmental regulations affecting the Property; and (d) not encumber, transfer, or dispose of any of the Property, except to sell inventory, replace equipment, and use supplies in the normal course of operating the Property. Until the end of the Inspection Period, Seller will not enter into, amend, or terminate any contract that affects the Property other than in the ordinary course of operating the Property and will promptly give notice to Buyer of each new, amended, or terminated contract, including a copy of the contract, in sufficient time so that Buyer may consider the new information before the end of the Inspection Period. If Seller's notice is given within three days before the end of the Inspection Period, the Inspection Period will be extended for three days. After the end of the Inspection Period, Seller may not enter into, amend, or terminate any contract that affects the Property without first obtaining Buyer's written consent, which Buyer will have no obligation to grant and, if granted, may be conditioned in any manner Buyer in its sole discretion deems appropriate.

I.2. *Casualty Damage.* Seller will notify Buyer promptly after discovery of any casualty damage to the Property. Seller will have no obligation to repair or replace the Property if it is damaged by casualty before Closing. Buyer may terminate this contract if the casualty damage that occurs before Closing would materially affect Buyer's intended use of the Property, by giving notice to Seller within fifteen days after receipt of Seller's notice of the casualty (or before Closing if Seller's notice of the casualty is received less than fifteen days before Closing). The casualty damage will be deemed to materially affect Buyer's intended use if the estimated amount of the damage exceeds 30 percent (30%) of the Purchase Price. If Buyer does not terminate this contract,

Seller will (a) convey the Property to Buyer in its damaged condition, (b) assign to Buyer all of Seller's rights under any property insurance policies covering the Property, and (c) credit to Buyer the amount of the deductibles and coinsurance provisions under any insurance policies covering the Property, but not in excess of the cost to repair the casualty damage and less any amounts previously paid or incurred by Seller to repair the Property. If Seller has not insured the Property and Buyer does not elect to terminate this contract in accordance with this section, the Purchase Price will be reduced by the cost to repair the casualty damage less any amounts previously paid or incurred by Seller to repair the Property.

I.3. *Condemnation.* Seller will notify Buyer promptly after Seller receives notice that any part of the Property has been or is threatened to be condemned or otherwise taken by a governmental or quasi-governmental authority. Buyer may terminate this contract if the condemnation would materially affect Buyer's intended use of the Property by giving notice to Seller within fifteen days after receipt of Seller's notice to Buyer (or before Closing if Seller's notice is received less than fifteen days before Closing). The condemnation will be deemed to materially affect Buyer's intended use if the condemnation would impede or eliminate access to Interstate 10 or its feeder roads and if the Property can no longer be used by Buyer for Buyer's intended purposes. If Buyer does not terminate this contract, (a) Buyer and Seller will each have the right to appear and defend their respective interests in the Property in the condemnation proceedings, (b) any award in condemnation will be assigned to Buyer, (c) if the taking occurs before Closing, the description of the Property will be revised to delete the portion taken, and (d) no change in the Purchase Price will be made.

I.4. *Claims; Hearings.* Seller will notify Buyer promptly after Seller receives notice of any claim or administrative hearing that is threatened, filed, or initiated before Closing that involves or directly affects the Property.

I.5. *Cooperation.* Seller will cooperate with Buyer (a) before and after Closing, to transfer the applications, permits, and licenses held by Seller and used in the operation of the Property and to obtain any consents necessary for Buyer to operate the Property after Closing and (b) before Closing, with any reasonable evaluation, inspection, audit, or study of the Property prepared by, for, or at the request of Buyer.

I.6. *No Recording.* Buyer may not file this contract or any memorandum or notice of this contract in the real property records of any county. If, however, Buyer records this contract or a memorandum or notice, Seller may terminate this contract and record a notice of termination.

## **J. Termination**

### *J.1. Disposition of Earnest Money after Termination*

J.1.a. To Buyer. If Buyer terminates this contract in accordance with any of Buyer's rights to terminate, then unless Seller delivers notice of Seller's objection to Title Company's release of the Earnest Money to Buyer within five (5) days after Buyer delivers Buyer's termination notice to Seller and Title Company, Title Company is authorized, without any further authorization from Seller, to deliver the Earnest Money to Buyer, less

\$100, which will be paid to Seller as consideration for the right granted by Seller to Buyer to terminate this contract.

J.1.b. To Seller. If Seller terminates this contract in accordance with any of Seller's rights to terminate, then unless Buyer delivers notice of Buyer's objection to Title Company's release of the Earnest Money to Seller within five (5) days after Seller delivers Seller's termination notice to Buyer and Title Company, Title Company is authorized, without any further authorization from Buyer, to pay and deliver the Earnest Money to Seller.

J.2. *Duties after Termination.* If this contract is terminated, Buyer will promptly return to Seller all of Seller's records in Buyer's possession or control. After return of the records, neither party will have further duties or obligations to the other under this contract, except for those obligations that cannot be or were not performed before termination of this contract or that expressly survive termination of this contract.

## **K. Closing**

K.1. *Conditions of Closing.* Neither party will be obligated to close the sale and purchase of the Property unless the other party has satisfied the following conditions, any of which may be waived by the first party in its discretion:

K.1.a. Representations and Warranties. The representations and warranties of the other party must be true and correct at Closing.

K.1.b. Performance of Covenants and Agreements. The other party must have performed all covenants and agreements required to be performed at or before Closing by that party.

K.1.c. No Bankruptcy. No voluntary or involuntary proceeding in bankruptcy shall be pending with respect to that party.

K.2. *Closing.* This transaction will close ("Closing") at Title Company's offices at the Closing Date and Time. At Closing, the following will occur:

K.2.a. Closing Documents; Title Company Documents. The parties will execute and deliver the Closing Documents and any documents required by Title Company.

K.2.b. Payment of Purchase Price. Buyer will deliver the Purchase Price and other amounts that Buyer is obligated to pay under this contract to Title Company in funds acceptable to Title Company. The Earnest Money will be applied to the Purchase Price.

K.2.c. Disbursement of Funds; Recording; Copies. Title Company will be instructed to disburse the Purchase Price and other funds in accordance with this contract, record the deed and the other Closing Documents directed to be recorded, and distribute documents and copies in accordance with the parties' written instructions.



K.2.d. Delivery of Originals. Seller will deliver to Buyer the originals of Seller's Records.

K.2.e. Possession. Seller will deliver possession of the Property to Buyer, subject to the Permitted Exceptions existing at Closing and any liens and security interests created at Closing to secure financing for the Purchase Price.

K.3. *Transaction Costs*

K.3.a. Seller's Costs. Seller will pay the basic charge for the Title Policy; one-half of the escrow fee charged by Title Company; the costs to prepare the deed; the costs to obtain, deliver, and record releases of any liens required to be released in connection with the sale; the costs to record documents to cure Title Objections agreed or required to be cured by Seller and to resolve matters shown in Schedule C of the Title Commitment; Title Company's inspection fee to delete from the Title Policy the customary exception for rights of parties in possession; certificates or reports of ad valorem taxes; the costs to deliver copies of the instruments described in paragraph A.5. and Seller's records; any other costs expressly required to be paid by Seller in this contract; and Seller's attorney's fees and expenses.

K.3.b. Buyer's Costs. Buyer will pay one-half (1/2) of the escrow fee charged by Title Company; the costs to obtain, deliver, and record all documents other than those to be obtained or recorded at Seller's expense; and Buyer's attorney's fees and expenses.

K.3.c. Ad Valorem Taxes. Ad valorem taxes on the Property for all periods before the period in which Closing occurs must be paid by Seller at or before Closing. Seller acknowledges Buyer is tax exempt entities. Seller will pay ad valorem taxes for the Property for the calendar year of Closing.

K.3.d. INTENTIONALLY OMITTED.

K.3.e. Post-closing Adjustments. If errors in the prorations made at Closing are identified within ninety (90) days after Closing, Seller and Buyer will make post-closing adjustments to correct the errors within fifteen days after receipt of notice of the errors.

K.4. Issuance of Title Policy. Seller will cause Title Company to issue the Title Policy to Buyer as soon as practicable after Closing.

**L. Default and Remedies**

L.1. *Seller's Default; Remedies before Closing*. If Seller fails to perform any of its obligations under this contract or if any of Seller's representations is not true and correct as of the Effective Date or on the Closing Date ("Seller's Default"), Buyer may elect either of the following as its sole and exclusive remedy before Closing:

L.1.a. Termination; Liquidated Damages. Buyer may terminate this contract by giving notice to Seller on or before the Closing Date and Closing Time and have the Earnest Money, less \$100 as described above, returned to Buyer. Unless Seller's Default relates to the untruth or incorrectness of Seller's representations for reasons not reasonably within Seller's control, if Seller's Default occurs after Buyer has incurred costs to investigate the Property after the Effective Date and Buyer terminates this contract in accordance with the previous sentence, Seller will also pay to Buyer as liquidated damages Buyer's actual out-of-pocket expenses incurred to investigate the Property after the Effective Date ("Buyer's Expenses"), within ten (10) days after Seller's receipt of an invoice from Buyer stating the amount of Buyer's Expenses accompanied by reasonable evidence of Buyer's Expenses.

L.1.b. Specific Performance. Unless Seller's Default relates to the untruth or incorrectness of Seller's representations for reasons not reasonably within Seller's control, Buyer may enforce specific performance of Seller's obligations under this contract, but any such action must be initiated, if at all, within ninety (90) days after the breach or alleged breach of this contract. If such action is not initiated within that period and this contract has not previously been terminated, Buyer will be deemed to have elected to terminate this contract as of the expiration of that period. If title to the Property is awarded to Buyer, the conveyance will be subject to the matters stated in the Title Commitment.

L.1.c. Actual Damages. If Seller conveys or encumbers any portion of the Property before Closing so that Buyer's ability to enforce specific performance of Seller's obligations under this contract is precluded or impaired, Buyer will be entitled to seek recovery from Seller for the actual damages sustained by Buyer by reason of Seller's Default, including attorney's fees and expenses and court costs.

L.2. *Seller's Default; Remedies after Closing.* If Seller's representations are not true and correct at Closing due to circumstances reasonably within Seller's control and Buyer does not become aware of the untruth or incorrectness of such representations until after Closing, Buyer will have all the rights and remedies available at law or in equity. If Seller fails to perform any of its obligations under this contract that survive Closing, Buyer will have all rights and remedies available at law or in equity unless otherwise provided by the Closing Documents.

L.3. *Buyer's Default; Remedies before Closing.* If Buyer fails to perform any of its obligations under this contract ("Buyer's Default"), Seller may terminate this contract by giving notice to Buyer on or before Closing and have the Earnest Money paid to Seller. If Buyer's Default occurs after Seller has incurred costs to perform its obligations under this contract and Seller terminates this contract in accordance with the previous sentence, Buyer will reimburse Seller for Seller's actual out-of-pocket expenses incurred after the Effective Date to perform its obligations under this contract ("Seller's Expenses"), within ten (10) days after Buyer's receipt of an invoice from Seller stating the amount of Seller's Expenses accompanied by reasonable evidence of Seller's Expenses. The foregoing constitutes Seller's sole and exclusive remedies for a default by Buyer before Closing.

L.4. *Buyer's Default; Remedies after Closing.* If Buyer fails to perform any of its obligations under this contract that survive Closing, Seller will have all rights and remedies

available at law or in equity unless otherwise provided by the Closing Documents.

L.5. *Liquidated Damages.* The parties agree that just compensation for the harm that would be caused by a default by either party cannot be accurately estimated or would be very difficult to accurately estimate and that Buyer's Liquidated Damages or the Earnest Money and Seller's Additional Liquidated Damages are reasonable forecasts of just compensation to the non-defaulting party for the harm that would be caused by a default.

L.6. *Attorney's Fees.* If either party retains an attorney to enforce this contract, the party prevailing in litigation is entitled to recover reasonable attorney's fees and court and other costs.

#### **M. Miscellaneous Provisions**

M.1. *Notices.* Any notice required by or permitted under this contract must be in writing. Any notice required by this contract will be deemed to be delivered (whether actually received or not) when deposited with the United States Postal Service, postage prepaid, certified mail, return receipt requested, and addressed to the intended recipient at the address shown in this contract. Notice may also be given by regular mail, personal delivery, courier delivery, facsimile transmission, or other commercially reasonable means and will be effective when actually received, provided that (a) any notice received on a Saturday, Sunday, or holiday will be deemed to have been received on the next day that is not a Saturday, Sunday, or holiday and (b) any notice received after 5 p.m. local time at the place of delivery on a day that is not a Saturday, Sunday, or holiday will be deemed to have been received on the next day that is not a Saturday, Sunday, or holiday. Any address for notice may be changed by not less than ten days' prior written notice delivered as provided herein. Copies of each notice must be given by one of these methods to the attorney of the party to whom notice is given. Copies of any notice under this Agreement must also be sent to the Party's attorney.

M.2. *Entire Agreement.* This contract, its exhibits, and any Closing Documents delivered at Closing are the entire agreement of the parties concerning the sale of the Property by Seller to Buyer. There are no representations, warranties, agreements, or promises pertaining to the Property or the sale of the Property by Seller to Buyer, and Buyer is not relying on any statements or representations (oral or written) of Seller or any agent of Seller, that are not in those documents.

M.3. *Amendment.* This contract may be amended only by an instrument in writing signed by the parties.

M.4. *Prohibition of Assignment.* Buyer may not assign this contract or any of Buyer's rights under it without Seller's prior written consent, which Seller has no obligation to grant and which, if granted, may be conditioned in any manner Seller deems appropriate, and any attempted assignment without Seller's consent is void. The consent by Seller to any assignment by Buyer will not release Buyer of its obligations under this contract, and Buyer and the assignee will be jointly and severally liable for the performance of those obligations after any such assignment.

M.5. *Survival.* The provisions of this contract that expressly survive termination or Closing and other obligations of this contract that cannot be performed before termination of this

contract or before Closing survive termination of this contract or Closing, and the legal doctrine of merger does not apply to these matters. If there is any conflict between the Closing Documents and this contract, the Closing Documents control. The representations made by the parties as of Closing survive Closing.

M.6. *Choice of Law; Venue.* This contract is to be construed under the laws of the State of Texas, without regard to choice-of-law rules of any jurisdiction. Venue is in the County for Performance.

M.7. *Waiver of Default.* Default is not waived if the non-defaulting party fails to declare a default immediately or delays taking any action with respect to the default.

M.8. *No Third-Party Beneficiaries.* There are no third-party beneficiaries of this contract.

M.9. *Severability.* If a provision in this contract is unenforceable for any reason, to the extent the unenforceability does not destroy the basis of the bargain among the parties, the unenforceability does not affect any other provision of this contract, and this contract is to be construed as if the unenforceable provision is not a part of the contract.

M.10. *Ambiguities Not to Be Construed against Party Who Drafted Contract.* The rule of construction that ambiguities in a document are construed against the party who drafted it does not apply in interpreting this contract.

M.11. *No Special Relationship.* The parties' relationship is an ordinary commercial relationship, and the parties do not intend to create the relationship of principal and agent, partners, joint venturers, or any other special relationship.

M.12. *Counterparts.* If this contract is executed in multiple counterparts, all counterparts taken together constitute this contract. Copies of signatures to this contract are effective as original signatures.

M.13. *Binding Effect.* This contract binds, benefits, and may be enforced by the parties and their respective heirs, successors, and permitted assigns.

[SIGNATURE PAGE FOLLOWS]

**SELLER:**  
**HARRIS COUNTY EMERGENCY CORPS**

Jeremy Hyde  
Jeremy Hyde, President/CEO  
Date: 2-22-22

**BUYER:**  
**HARRIS COUNTY EMERGENCY SERVICES DISTRICT NO. 1**

Cathy Sunday  
Cathy Sunday, President  
Date: 2-28-22

**APPROVED**  
Harris County Emergency Corps  
Board of Directors  
**FEB 22 2022**  
Attested by: Jeremy Hyde  
Title: PRESIDENT

**APPROVED**  
Document approved by Harris County ESD-1  
Board of Commissioners  
By a Majority Vote  
on 2-28-22 (Date)  
[Signature] President of ESD-1  
[Signature] Secretary of ESD-1

**Exhibit A**  
Description of the Property

LOT 44, YALE STREET GARDENS, AN ADDITION IN HARRIS COUNTY, TEXAS,  
ACCORDING TO THE MAP OR PLAT THEREOF, RECORDED IN VOLUME 9, PAGE 15  
OF THE MAP RECORDS OF HARRIS COUNTY, TEXAS.

**Exhibit B**  
Representations; Environmental Matters

**A. Seller's Representations to Buyer**

Seller represents to Buyer that the following are true and correct as of the Effective Date and will be true and correct on the Closing Date.

A.1. *Authority.* Seller is a general partnership under the laws of the state of Texas and its signatory under the Agreement has authority to perform its obligations under this contract. This contract is binding on Seller. This contract is, and all documents required by this contract to be executed and delivered to Buyer at Closing will be, duly authorized, executed, and delivered by Seller.

A.2. *Litigation.* Seller has not received written notice and has no actual knowledge of any litigation pending or threatened against Seller that might adversely affect the Property or Seller's ability to perform its obligations under this contract.

A.3. *Violation of Laws.* Seller has not received written notice and has no actual knowledge of violation of any law, ordinance, regulation, or requirements affecting the Property or Seller's use of the Property.

A.4. *Licenses, Permits, and Approvals.* Seller has not received written notice and has no actual knowledge that any license, permit, or approval necessary to use the Property in the manner in which it is currently being used has expired or will not be renewed on expiration or that any material condition will be imposed to use or renew the same.

A.5. *Condemnation; Zoning; Property Use; Hazardous Materials.* Seller has not received written notice and has no actual knowledge of any condemnation, zoning, or land-use proceedings affecting the Property or any written inquiries or notices by any governmental authority or third party with respect to condemnation or the presence of hazardous materials affecting the Property.

A.6. *No Other Obligation to Sell the Property or Restriction against Sale.* Except for granting a security interest in the Property, Seller has not obligated itself to sell all or any portion of the Property to any person other than Buyer. Seller's performance of this contract will not cause a breach of any other agreement or obligation to which Seller is a party or by which Seller or the Property is bound.

A.7. *No Liens.* On the Closing Date, the Property will be free and clear of all mechanic's and materialman's liens and other liens and encumbrances of any nature not arising by, through, or under Buyer except the Permitted Exceptions or liens to which Buyer has given its consent in writing, and no work or materials will have been furnished to the Property by Seller that might give rise to mechanic's, materialman's, or other liens against the Property other than work or materials to which Buyer has given its consent in writing.

A.8. *Seller's Documents.* The copies of Seller's documents provided by Seller to Buyer for Buyer's inspections will be true, correct, and complete copies of the originals, or the copies of such documents in Seller's possession or control. The Seller's documents provided by Seller to Buyer for Buyer's inspections that were prepared by or under Seller's supervision and control will be true, correct, and complete in all material respects. Unless Seller notifies Buyer at the time of delivery of any documents provided by Seller to Buyer that were not prepared by or under Seller's supervision and control, Seller has no actual knowledge of any material respect in which such Seller's documents are not true, correct, and complete.

A.9. *No Other Representation.* Except as stated above or in the notices, statements, and certificates set forth in Exhibit D, Seller makes no representation with respect to the Property.

A.10. *No Warranty.* Except as set forth in this contract and in the Closing Documents, Seller has made no warranty in connection with this transaction.

**B. "As Is, Where Is"**

THIS CONTRACT IS AN ARM'S-LENGTH AGREEMENT BETWEEN THE PARTIES. THE PURCHASE PRICE WAS BARGAINED ON THE BASIS OF AN "AS IS, WHERE IS" TRANSACTION AND REFLECTS THE AGREEMENT OF THE PARTIES THAT THERE ARE NO REPRESENTATIONS, DISCLOSURES, OR EXPRESS OR IMPLIED WARRANTIES, EXCEPT THOSE IN THIS CONTRACT AND THE CLOSING DOCUMENTS.

BUYER IS NOT RELYING ON ANY REPRESENTATIONS, DISCLOSURES, OR EXPRESS OR IMPLIED WARRANTIES OTHER THAN THOSE EXPRESSLY CONTAINED IN THIS CONTRACT AND THE CLOSING DOCUMENTS. BUYER IS NOT RELYING ON ANY INFORMATION REGARDING THE PROPERTY PROVIDED BY ANY PERSON, OTHER THAN BUYER'S OWN INSPECTION AND THE REPRESENTATIONS AND WARRANTIES CONTAINED IN THIS CONTRACT AND THE CLOSING DOCUMENTS.

The provisions of this section B regarding the Property will not be included in the deed with appropriate modification of terms as the context requires.

**C. Buyer's Representations to Seller**

Buyer represents to Seller that the following are true and correct as of the Effective Date and will be true and correct on the Closing Date.

C.1. *Authority.* Buyers are political subdivisions of the State of Texas duly organized, validly existing, and in good standing under the laws of the State of Texas with authority to perform its obligations under this contract. This contract is binding on Buyer. This contract is, and all documents required by this contract to be executed and delivered to Seller at Closing will be, duly authorized, executed, and delivered by Buyer.



## Exhibit C

### Seller's Records

To the extent that Seller has possession or control of the following items pertaining to the Property, Seller will deliver or make the items or copies of them available to Buyer by the deadline stated in paragraph A.7.:

- Soil Reports
- Environmental Reports and other information regarding the environmental condition of the Property
- Water Rights
- Water Well Permits, if any
- Engineering Reports
- Prior Surveys
- Site Plans
- Other: \_\_\_\_\_

## **Exhibit D**

### **Notices, Statements, and Certificates**

Certain notices must be contained in the contract and others must be provided as separate notices. Please refer to the statutory requirements for each notice.



The notices, statements, and certificates (arranged by their application to particular transactions) that are listed below are included in the sales contract and attached for delivery to Buyer, and Buyer acknowledges receipt of the notices, statements, and certificates by executing this contract:

D.1. Storage Tanks Disclosure Provider. Notice concerning underground storage tanks, described in Section 334.9, Title 30, Texas Administrative Code.



**HOUSTON**  
3200 Wilcrest Drive  
Suite 100  
Houston, TX 77042  
Ofc 713/ 316-4506  
www.agcm.com

**APPROVED**  
Document approved by Harris County ESD-1  
Board of Commissioners  
By a Majority Vote

on 2-28-22 (Date)  
 President of ESD-1  
 Secretary of ESD-1

January 27, 2022  
Harris County Emergency Services District 01  
HCESD 01 District Commissioners  
2800 Aldine Bender Rd, Houston, TX 77032

SUBJECT: PROJECT MANAGEMENT SERVICES FOR HARRIS COUNTY ESD 01 EMS STATION 93 & 96

AG|CM, Inc. is pleased to have the opportunity to propose Project Management Support for the Harris County Emergency Service District 01 Station's 93 & 96. We have provided the below high-level summary of services. Values associated with the services are based on duration assumptions from our initial conversation with Harris County Emergency Corps Director Jeremy Hyde.

AG|CM understands the intent to move forward with a Design-Build delivery. Our proposal includes provisions for meeting Texas Govt. Code Section 2269. Per that section, Governmental Entities shall select or designate an architect or engineer independent of the design-build firm to act as the governmental entity's representative for the duration of the project (on Design-Build contracts).

AG|CM has in house registered architects that will meet this criteria should you elect to move forward with our firm.

Below is a breakdown of services included by Phase:

Phase 1: Program Validation

- AG|CM's in house AIA will assist in validating the District's program requirements.
- AG|CM's in house AIA will review proposed design guidelines to assist in establishing standards for manufacturer, quality, fit and finish for use on the current project.
- AG|CM will work with the HCESD 01 staff and commissioners to review the Design-Build contract best suited for your project.

Phase 2: Design-Build Firm Selection and Engagement

- Assist in development/review Design-Build RFQ (Completed by Client)
- Manage questions that result during the process of Design-Build solicitation.
- Participate in the review, interview process for RFQ responders, and assist the District in making a selection. We will guide the District on the selection process and key considerations.
- Review contract proposals, negotiate and recommend final contract for approval by the District.

Phase 3: Manage the Design Process

- AG|CM's in house architect will schedule and manage the entire design process. Establishing the Master Schedule for the program.
- Establish gated design deliverables and the level of design completeness required for each.

- Ensure design deliverable dates are met by the Design-Build team.
- Ensure required HCESD 01 stakeholders take part in regular design reviews.
- AG|CM's in house AIA will provide written design reviews at each gated deliverable.
- Provide reviews of the Design-Build team's estimates at each gated design deliverable.
- Review contractor provided GMP estimate.

NOTE: Code Review/Permit Expediting services proposal available upon request.

Phase 4: Contract Buyout

- Review Design-Build Firms plan for contract buyout.
- Participate in all Design-Build Firm led bid dates and sign in all bids received.
- Review and recommend for Harris County ESD 1's approval all buyout packages.
- Work with Design-Build firm to establish and reconcile all buyout savings/overruns.

Phase 5: Construction Phase Management

- Participate in all required project meetings
- Monitor project budget, including change management, contingency management and all project related account lines (direct costs, soft costs, contingencies, third parties, FFE, etc)
- Provide regular weekly site observation.
- Ensure general conformance with the plans and specifications.
- Review and approve monthly applications for payment.
- Review and approve all contractor proposed change orders.
- Coordinate RFI responses from HCESD 01 when applicable.
- Manage District held third party contracts. Assist in procurement of third party contracts where needed. Examples:
  - Materials Testing
  - Test and Balance
  - Commissioning
  - Windstorm
  - Envelope

Phase 7: Warranty Phase Management


- Review all Warranty claims, coordinate contractor action and review corrective measures for acceptance.

Fee Structure:

The cost for this effort based on the conceptual schedule provided is **\$259,140**. AG|CM will bill for actual hours expended at the rates included in **Attachment A**.

The above described services are based on typical project requirements, client needs and includes provisions for meeting Texas Govt. Code Section 2269. AG|CM is grateful for the opportunity to propose PM Services to Harris County ESD #1 and we look forward to working together again.

Thank you,



Chris Majors, CCM  
Vice President – East & South Texas

Conceptual Program Schedule Based on Initial Meeting

|                                                            | 2011      |         |         |         |         |         |         |         |         |         |         |         | 2012     |          |          |          |          |          |          |          |          |          |          |          | 2013     |          |          |          |          |          |          |          |          |          |          |          |          |          |          |          |          |          |          |          |          |          |          |          |
|------------------------------------------------------------|-----------|---------|---------|---------|---------|---------|---------|---------|---------|---------|---------|---------|----------|----------|----------|----------|----------|----------|----------|----------|----------|----------|----------|----------|----------|----------|----------|----------|----------|----------|----------|----------|----------|----------|----------|----------|----------|----------|----------|----------|----------|----------|----------|----------|----------|----------|----------|----------|
|                                                            | A         | M       | F       | F       | A       | E       | O       | N       | D       | M       | A       | M       | A        | M        | F        | F        | A        | S        | O        | N        | D        | F        | F        | A        | M        | F        | F        | A        | S        | O        | N        | D        | F        | F        | A        | M        | F        | F        | A        | S        | O        | N        | D        | F        | F        |          |          |          |
| <b>Phase 1: Program Validation</b>                         |           |         |         |         |         |         |         |         |         |         |         |         |          |          |          |          |          |          |          |          |          |          |          |          |          |          |          |          |          |          |          |          |          |          |          |          |          |          |          |          |          |          |          |          |          |          |          |          |
| Develop program requirements                               |           |         |         |         |         |         |         |         |         |         |         |         |          |          |          |          |          |          |          |          |          |          |          |          |          |          |          |          |          |          |          |          |          |          |          |          |          |          |          |          |          |          |          |          |          |          |          |          |
| Develop design guidelines                                  |           |         |         |         |         |         |         |         |         |         |         |         |          |          |          |          |          |          |          |          |          |          |          |          |          |          |          |          |          |          |          |          |          |          |          |          |          |          |          |          |          |          |          |          |          |          |          |          |
| Contract development/Review for D/B Firm                   |           |         |         |         |         |         |         |         |         |         |         |         |          |          |          |          |          |          |          |          |          |          |          |          |          |          |          |          |          |          |          |          |          |          |          |          |          |          |          |          |          |          |          |          |          |          |          |          |
| <b>Phase 2: Design/Build Firm Selection and Engagement</b> |           |         |         |         |         |         |         |         |         |         |         |         |          |          |          |          |          |          |          |          |          |          |          |          |          |          |          |          |          |          |          |          |          |          |          |          |          |          |          |          |          |          |          |          |          |          |          |          |
| Develop design/build RFP                                   |           |         |         |         |         |         |         |         |         |         |         |         |          |          |          |          |          |          |          |          |          |          |          |          |          |          |          |          |          |          |          |          |          |          |          |          |          |          |          |          |          |          |          |          |          |          |          |          |
| Assist in solicitation and selection of design/build firm  |           |         |         |         |         |         |         |         |         |         |         |         |          |          |          |          |          |          |          |          |          |          |          |          |          |          |          |          |          |          |          |          |          |          |          |          |          |          |          |          |          |          |          |          |          |          |          |          |
| D/B Contract Award                                         |           |         |         |         |         |         |         |         |         |         |         |         |          |          |          |          |          |          |          |          |          |          |          |          |          |          |          |          |          |          |          |          |          |          |          |          |          |          |          |          |          |          |          |          |          |          |          |          |
| <b>Phase 3: Manage the Design Process</b>                  |           |         |         |         |         |         |         |         |         |         |         |         |          |          |          |          |          |          |          |          |          |          |          |          |          |          |          |          |          |          |          |          |          |          |          |          |          |          |          |          |          |          |          |          |          |          |          |          |
| SD Design                                                  |           |         |         |         |         |         |         |         |         |         |         |         |          |          |          |          |          |          |          |          |          |          |          |          |          |          |          |          |          |          |          |          |          |          |          |          |          |          |          |          |          |          |          |          |          |          |          |          |
| SD Design Review                                           |           |         |         |         |         |         |         |         |         |         |         |         |          |          |          |          |          |          |          |          |          |          |          |          |          |          |          |          |          |          |          |          |          |          |          |          |          |          |          |          |          |          |          |          |          |          |          |          |
| SD Estimating                                              |           |         |         |         |         |         |         |         |         |         |         |         |          |          |          |          |          |          |          |          |          |          |          |          |          |          |          |          |          |          |          |          |          |          |          |          |          |          |          |          |          |          |          |          |          |          |          |          |
| DD Design                                                  |           |         |         |         |         |         |         |         |         |         |         |         |          |          |          |          |          |          |          |          |          |          |          |          |          |          |          |          |          |          |          |          |          |          |          |          |          |          |          |          |          |          |          |          |          |          |          |          |
| DD Design Review                                           |           |         |         |         |         |         |         |         |         |         |         |         |          |          |          |          |          |          |          |          |          |          |          |          |          |          |          |          |          |          |          |          |          |          |          |          |          |          |          |          |          |          |          |          |          |          |          |          |
| DD Estimating                                              |           |         |         |         |         |         |         |         |         |         |         |         |          |          |          |          |          |          |          |          |          |          |          |          |          |          |          |          |          |          |          |          |          |          |          |          |          |          |          |          |          |          |          |          |          |          |          |          |
| CD Design                                                  |           |         |         |         |         |         |         |         |         |         |         |         |          |          |          |          |          |          |          |          |          |          |          |          |          |          |          |          |          |          |          |          |          |          |          |          |          |          |          |          |          |          |          |          |          |          |          |          |
| Constructability Review @ 75% documents                    |           |         |         |         |         |         |         |         |         |         |         |         |          |          |          |          |          |          |          |          |          |          |          |          |          |          |          |          |          |          |          |          |          |          |          |          |          |          |          |          |          |          |          |          |          |          |          |          |
| CD Estimating @ 75% document completion                    |           |         |         |         |         |         |         |         |         |         |         |         |          |          |          |          |          |          |          |          |          |          |          |          |          |          |          |          |          |          |          |          |          |          |          |          |          |          |          |          |          |          |          |          |          |          |          |          |
| Q&A negotiation                                            |           |         |         |         |         |         |         |         |         |         |         |         |          |          |          |          |          |          |          |          |          |          |          |          |          |          |          |          |          |          |          |          |          |          |          |          |          |          |          |          |          |          |          |          |          |          |          |          |
| Code/Permitting Expediting Services                        |           |         |         |         |         |         |         |         |         |         |         |         |          |          |          |          |          |          |          |          |          |          |          |          |          |          |          |          |          |          |          |          |          |          |          |          |          |          |          |          |          |          |          |          |          |          |          |          |
| <b>Phase 4: Contract Buyout</b>                            |           |         |         |         |         |         |         |         |         |         |         |         |          |          |          |          |          |          |          |          |          |          |          |          |          |          |          |          |          |          |          |          |          |          |          |          |          |          |          |          |          |          |          |          |          |          |          |          |
| Bid Process Management                                     |           |         |         |         |         |         |         |         |         |         |         |         |          |          |          |          |          |          |          |          |          |          |          |          |          |          |          |          |          |          |          |          |          |          |          |          |          |          |          |          |          |          |          |          |          |          |          |          |
| Buyout Reconciliation                                      |           |         |         |         |         |         |         |         |         |         |         |         |          |          |          |          |          |          |          |          |          |          |          |          |          |          |          |          |          |          |          |          |          |          |          |          |          |          |          |          |          |          |          |          |          |          |          |          |
| <b>Phase 5: Construction Phase Management</b>              |           |         |         |         |         |         |         |         |         |         |         |         |          |          |          |          |          |          |          |          |          |          |          |          |          |          |          |          |          |          |          |          |          |          |          |          |          |          |          |          |          |          |          |          |          |          |          |          |
| Construction                                               |           |         |         |         |         |         |         |         |         |         |         |         |          |          |          |          |          |          |          |          |          |          |          |          |          |          |          |          |          |          |          |          |          |          |          |          |          |          |          |          |          |          |          |          |          |          |          |          |
| Close out                                                  |           |         |         |         |         |         |         |         |         |         |         |         |          |          |          |          |          |          |          |          |          |          |          |          |          |          |          |          |          |          |          |          |          |          |          |          |          |          |          |          |          |          |          |          |          |          |          |          |
| <b>Phase 6: Warranty Phase Management</b>                  |           |         |         |         |         |         |         |         |         |         |         |         |          |          |          |          |          |          |          |          |          |          |          |          |          |          |          |          |          |          |          |          |          |          |          |          |          |          |          |          |          |          |          |          |          |          |          |          |
| Manage warranty calls                                      |           |         |         |         |         |         |         |         |         |         |         |         |          |          |          |          |          |          |          |          |          |          |          |          |          |          |          |          |          |          |          |          |          |          |          |          |          |          |          |          |          |          |          |          |          |          |          |          |
| <b>Staff Proposed:</b>                                     |           |         |         |         |         |         |         |         |         |         |         |         |          |          |          |          |          |          |          |          |          |          |          |          |          |          |          |          |          |          |          |          |          |          |          |          |          |          |          |          |          |          |          |          |          |          |          |          |
| Design Manager - AIA                                       | 20        | 20      | 10      | 10      | 15      | 20      | 20      | 20      | 20      | 20      | 5       | 5       | 5        | 5        | 5        | 5        | 5        | 5        | 5        | 5        | 5        | 5        | 5        | 5        | 5        | 5        | 5        | 5        | 5        | 5        | 5        | 5        | 5        | 5        | 5        | 5        | 5        | 5        | 5        | 5        | 5        | 5        |          |          |          |          |          |          |
| Project Manager                                            |           |         |         |         |         |         |         |         |         |         | 5       | 120.4   | 120.4    | 120.4    | 120.4    | 120.4    | 120.4    | 120.4    | 120.4    | 120.4    | 120.4    | 120.4    | 120.4    | 120.4    | 120.4    | 120.4    | 120.4    | 120.4    | 120.4    | 120.4    | 120.4    | 120.4    | 120.4    | 120.4    | 120.4    | 120.4    | 120.4    | 120.4    | 120.4    | 120.4    | 120.4    | 120.4    | 120.4    | 120.4    |          |          |          |          |
| Construction Manager                                       |           |         |         |         |         |         |         |         |         |         |         |         |          |          |          |          |          |          |          |          |          |          |          |          |          |          |          |          |          |          |          |          |          |          |          |          |          |          |          |          |          |          |          |          |          |          |          |          |
| Estimator                                                  |           |         |         |         |         |         |         |         |         |         | 65      |         |          |          |          |          |          |          |          |          |          |          |          |          |          |          |          |          |          |          |          |          |          |          |          |          |          |          |          |          |          |          |          |          |          |          |          |          |
| Total Hours per Month                                      | 20        | 20      | 10      | 10      | 15      | 20      | 20      | 20      | 20      | 20      | 65      | 60      | 135.4    | 125.4    | 125.4    | 125.4    | 125.4    | 125.4    | 125.4    | 125.4    | 125.4    | 125.4    | 125.4    | 125.4    | 125.4    | 125.4    | 125.4    | 125.4    | 125.4    | 125.4    | 125.4    | 125.4    | 125.4    | 125.4    | 125.4    | 125.4    | 125.4    | 125.4    | 125.4    | 125.4    | 125.4    | 125.4    | 125.4    | 125.4    | 125.4    | 125.4    | 125.4    |          |
| Monthly Fee                                                | \$3,100   | \$3,100 | \$1,550 | \$1,550 | \$2,325 | \$3,100 | \$3,100 | \$3,100 | \$3,100 | \$3,140 | \$8,830 | \$3,460 | \$17,039 | \$17,039 | \$17,039 | \$17,039 | \$17,039 | \$17,039 | \$17,039 | \$17,039 | \$17,039 | \$17,039 | \$17,039 | \$17,039 | \$17,039 | \$17,039 | \$17,039 | \$17,039 | \$17,039 | \$17,039 | \$17,039 | \$17,039 | \$17,039 | \$17,039 | \$17,039 | \$17,039 | \$17,039 | \$17,039 | \$17,039 | \$17,039 | \$17,039 | \$17,039 | \$17,039 | \$17,039 | \$17,039 | \$17,039 | \$17,039 | \$17,039 |
| Total Fee                                                  | \$259,140 |         |         |         |         |         |         |         |         |         |         |         |          |          |          |          |          |          |          |          |          |          |          |          |          |          |          |          |          |          |          |          |          |          |          |          |          |          |          |          |          |          |          |          |          |          |          |          |

4.32% all phases  
 3.25% construction



## President's Report – HCEC

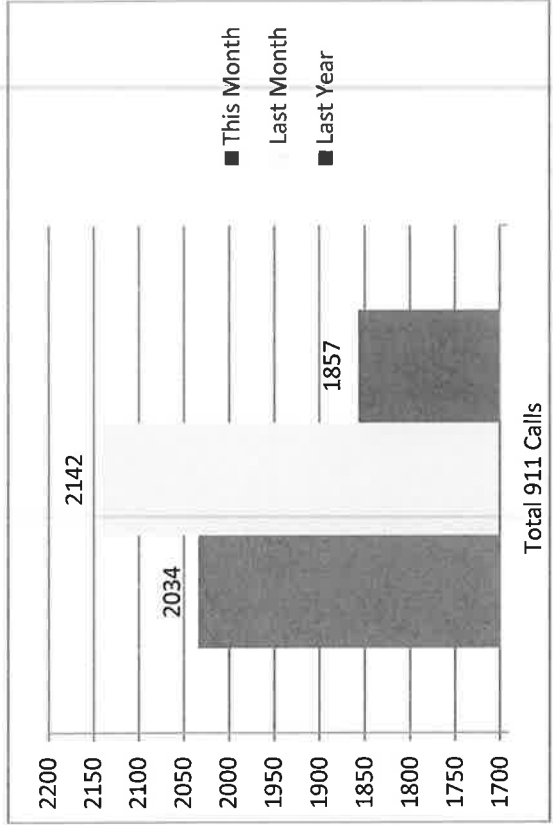
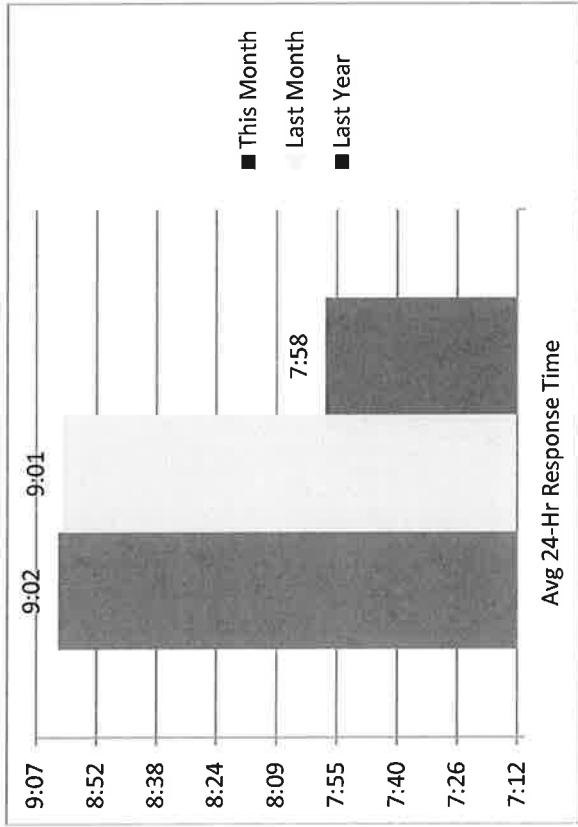
### February 2022 Meeting

- HCEC responded to 2034 911 calls this month, compared to 2124 in the previous month. Our response time is 9:02.
- HCEC held a Stop the Bleed training event with the Aldine ISD nurses with a grant from East Aldine District.
- Our Trimester Continuing Education is being held this week for all of our credentialed medical providers.
- Several HCEC Paramedics attended a cadaver lab in San Antonio to practice their advanced skills.
- Monty Northern is now our new Director of Community Relations.

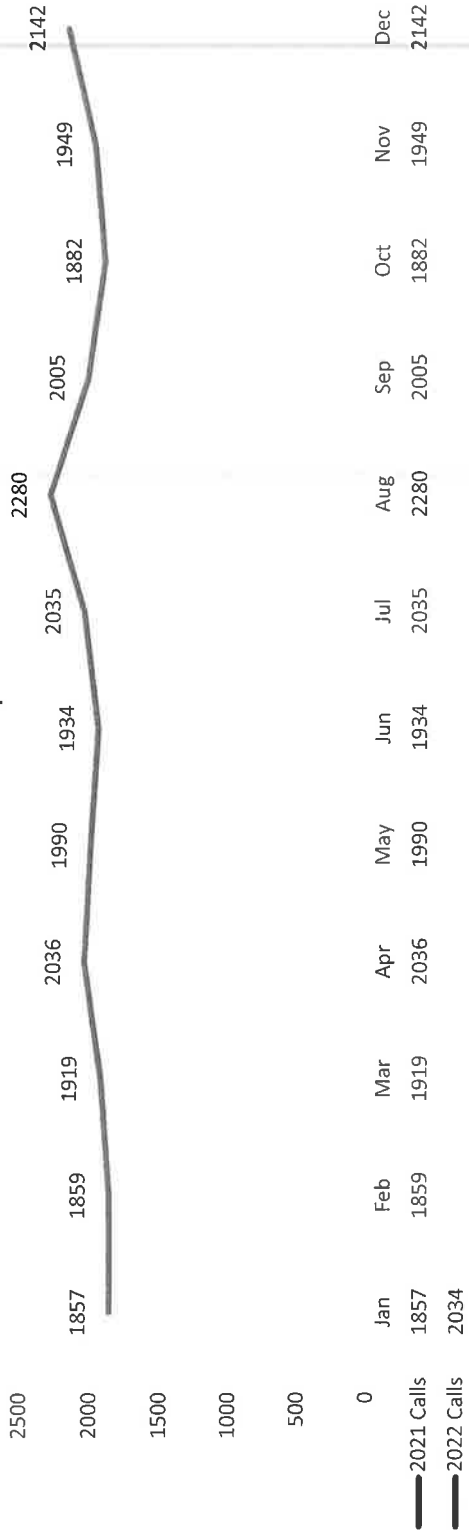
Vehicle Accidents last month: 1-minor

Maintenance Requests last month: 16

# HCEC Activity January 2022



## Call Volume Comparison





Division 11 Harris County Emerg Corps

# 911 STATISTICS REPORT FOR PERIOD 01-01-22 to 01-31-22

2/1/2022 6:10:11 PM Page 1 of 22

| INCIDENT TOTALS |           |           |           |           |           |           |           |           |           |           |           |           |           |           |           |           |           |           |           |           |           |           |           |           |           |           |           |           |           |           |              |       |
|-----------------|-----------|-----------|-----------|-----------|-----------|-----------|-----------|-----------|-----------|-----------|-----------|-----------|-----------|-----------|-----------|-----------|-----------|-----------|-----------|-----------|-----------|-----------|-----------|-----------|-----------|-----------|-----------|-----------|-----------|-----------|--------------|-------|
| RESPONSE TYPE   | 01        | 02        | 03        | 04        | 05        | 06        | 07        | 08        | 09        | 10        | 11        | 12        | 13        | 14        | 15        | 16        | 17        | 18        | 19        | 20        | 21        | 22        | 23        | 24        | 25        | 26        | 27        | 28        | 29        | 30        | 31           | Total |
| ALS Response    | 61        | 61        | 56        | 48        | 65        | 53        | 50        | 50        | 55        | 65        | 43        | 63        | 61        | 63        | 46        | 53        | 52        | 56        | 49        | 50        | 38        | 48        | 54        | 52        | 34        | 55        | 45        | 47        | 41        | 55        | 44           | 1,613 |
| BLS Response    | 11        | 15        | 21        | 7         | 13        | 10        | 18        | 14        | 15        | 14        | 9         | 20        | 10        | 14        | 13        | 8         | 11        | 12        | 21        | 7         | 12        | 13        | 11        | 13        | 16        | 12        | 20        | 14        | 16        | 13        | 18           | 421   |
| <b>Totals</b>   | <b>72</b> | <b>76</b> | <b>77</b> | <b>55</b> | <b>78</b> | <b>63</b> | <b>68</b> | <b>64</b> | <b>70</b> | <b>79</b> | <b>52</b> | <b>83</b> | <b>71</b> | <b>77</b> | <b>59</b> | <b>61</b> | <b>63</b> | <b>68</b> | <b>70</b> | <b>57</b> | <b>50</b> | <b>61</b> | <b>65</b> | <b>65</b> | <b>50</b> | <b>67</b> | <b>65</b> | <b>61</b> | <b>57</b> | <b>68</b> | <b>2,034</b> |       |

\* Incidents with units that enroute in district, NO mutual aid responses

| INCIDENT TOTALS BY SHIFT |           |           |           |           |           |           |           |           |           |           |           |           |           |           |           |           |           |           |           |           |           |           |           |           |           |           |           |           |           |           |              |       |
|--------------------------|-----------|-----------|-----------|-----------|-----------|-----------|-----------|-----------|-----------|-----------|-----------|-----------|-----------|-----------|-----------|-----------|-----------|-----------|-----------|-----------|-----------|-----------|-----------|-----------|-----------|-----------|-----------|-----------|-----------|-----------|--------------|-------|
| SHIFT                    | 01        | 02        | 03        | 04        | 05        | 06        | 07        | 08        | 09        | 10        | 11        | 12        | 13        | 14        | 15        | 16        | 17        | 18        | 19        | 20        | 21        | 22        | 23        | 24        | 25        | 26        | 27        | 28        | 29        | 30        | 31           | Total |
| A - Shift                | 30        |           |           |           | 57        | 18        | 55        | 19        |           |           |           | 68        | 13        | 51        | 7         |           |           |           |           |           |           | 53        | 17        | 52        | 10        |           |           |           | 62        | 8         | 520          |       |
| B - Shift                | 42        | 18        |           |           | 50        | 9         | 51        | 10        | 10        |           |           | 46        | 10        | 56        | 9         |           |           |           |           |           |           | 48        | 13        | 40        | 9         |           |           |           | 54        |           | 465          |       |
| C - Shift                | 58        | 11        | 49        | 15        |           |           |           | 69        | 6         | 69        | 8         |           |           |           | 59        | 11        |           |           |           | 48        | 5         |           |           |           | 58        | 11        | 52        | 7         |           |           | 536          |       |
| D - Shift                | 66        | 6         | 63        | 6         |           |           |           | 46        | 14        | 63        | 9         |           |           |           | 59        | 9         | 45        | 8         |           |           |           |           |           |           | 54        | 9         | 50        | 6         |           |           | 513          |       |
| <b>Totals</b>            | <b>72</b> | <b>76</b> | <b>77</b> | <b>55</b> | <b>78</b> | <b>63</b> | <b>68</b> | <b>64</b> | <b>70</b> | <b>79</b> | <b>52</b> | <b>83</b> | <b>71</b> | <b>77</b> | <b>59</b> | <b>61</b> | <b>63</b> | <b>68</b> | <b>70</b> | <b>57</b> | <b>50</b> | <b>61</b> | <b>65</b> | <b>65</b> | <b>50</b> | <b>67</b> | <b>65</b> | <b>61</b> | <b>57</b> | <b>68</b> | <b>2,034</b> |       |

\* Incidents with units that enroute in district, NO mutual aid responses

| INCIDENT PRIORITY LEVEL SUMMARY |            |            |            |            |           |              |
|---------------------------------|------------|------------|------------|------------|-----------|--------------|
| RESPONSE TYPE                   | Alpha      | Bravo      | Charlie    | Delta      | Echo      | Total        |
| ALS Response                    | 197        | 228        | 364        | 626        | 44        | 1,613        |
| BLS Response                    | 215        | 33         | 1          |            | 172       | 421          |
| <b>Totals</b>                   | <b>412</b> | <b>261</b> | <b>365</b> | <b>626</b> | <b>44</b> | <b>2,034</b> |

\* Incidents with units that enroute in district, NO mutual aid responses

| INCIDENT PRIORITY LEVEL SUMMARY BY SHIFT |            |            |            |            |           |              |
|------------------------------------------|------------|------------|------------|------------|-----------|--------------|
| SHIFT                                    | Alpha      | Bravo      | Charlie    | Delta      | Echo      | Total        |
| A - Shift                                | 103        | 79         | 93         | 156        | 10        | 520          |
| B - Shift                                | 88         | 59         | 84         | 144        | 13        | 465          |
| C - Shift                                | 109        | 65         | 101        | 179        | 5         | 536          |
| D - Shift                                | 112        | 58         | 87         | 147        | 16        | 513          |
| <b>Totals</b>                            | <b>412</b> | <b>261</b> | <b>365</b> | <b>626</b> | <b>44</b> | <b>2,034</b> |

\* Incidents with units that enroute in district, NO mutual aid responses

| INCIDENT PRIORITY LEVEL SUMMARY BY DIVISION |            |            |            |            |           |              |
|---------------------------------------------|------------|------------|------------|------------|-----------|--------------|
| DIVISION NAME                               | Alpha      | Bravo      | Charlie    | Delta      | Echo      | Total        |
| Aldine FD                                   | 75         | 50         | 53         | 94         | 5         | 324          |
| Eastex FD                                   | 77         | 46         | 85         | 149        | 15        | 436          |
| Little York FD                              | 51         | 36         | 55         | 113        | 6         | 310          |
| Northeast Fire and Rescue                   | 136        | 76         | 99         | 157        | 10        | 592          |
| Northwest FD                                | 73         | 53         | 73         | 113        | 8         | 370          |
| <b>Totals</b>                               | <b>412</b> | <b>261</b> | <b>365</b> | <b>626</b> | <b>44</b> | <b>2,034</b> |

\* Incidents with units that enroute in district, NO mutual aid responses

| LEVEL OF SERVICE STATUS CHANGES BY DAY |          |          |          |          |          |          |          |          |          |          |          |          |          |          |           |  |  |  |  |  |  |  |  |  |  |  |  |  |  |  |  |
|----------------------------------------|----------|----------|----------|----------|----------|----------|----------|----------|----------|----------|----------|----------|----------|----------|-----------|--|--|--|--|--|--|--|--|--|--|--|--|--|--|--|--|
| LEVEL OF SERVICE                       | Day-1    | 1        | 4        | 6        | 4        | 5        | 7        | 9        | 20       | 12       | 13       | 28       | 30       | 31       | Total     |  |  |  |  |  |  |  |  |  |  |  |  |  |  |  |  |
| Level 0                                | 1        | 2        | 4        | 1        | 1        | 1        | 1        | 2        | 4        |          |          |          |          |          | 15        |  |  |  |  |  |  |  |  |  |  |  |  |  |  |  |  |
| Level 1                                | 1        | 5        | 1        | 1        | 1        | 1        | 1        | 1        | 2        | 1        | 7        | 3        | 3        | 1        | 25        |  |  |  |  |  |  |  |  |  |  |  |  |  |  |  |  |
| <b>Totals</b>                          | <b>1</b> | <b>3</b> | <b>9</b> | <b>1</b> | <b>1</b> | <b>1</b> | <b>1</b> | <b>1</b> | <b>4</b> | <b>1</b> | <b>7</b> | <b>7</b> | <b>3</b> | <b>1</b> | <b>40</b> |  |  |  |  |  |  |  |  |  |  |  |  |  |  |  |  |





Division 11 Harris County Emerg Corps

# 911 STATISTICS REPORT FOR PERIOD 01-01-22 to 01-31-22

2/1/2022 6:10:11 PM Page 2 of 22

| OUT OF THE CHUTE RESPONSE AVERAGES AND STATISTICS |                     |                     |                    |                        |                      |                       |
|---------------------------------------------------|---------------------|---------------------|--------------------|------------------------|----------------------|-----------------------|
| RESPONSE TYPE                                     | ASSIGNED TO ENROUTE | ASSIGNED TO ONSCENE | ENROUTE TO ONSCENE | HOSPITAL TO IN-SERVICE | AVERAGE ONSCENE TIME | AVERAGE INCIDENT TIME |
| ALS Response                                      | 00:00:54            | 00:08:32            | 00:07:37           | 00:32:39               | 00:19:07             | 00:58:42              |
| BLS Response                                      | 00:01:00            | 00:09:02            | 00:08:04           | 00:28:33               | 00:16:46             | 00:49:57              |

| OUT OF THE CHUTE RESPONSE AVERAGES AND STATISTICS BY SHIFT |                     |                     |                    |                        |                      |                       |
|------------------------------------------------------------|---------------------|---------------------|--------------------|------------------------|----------------------|-----------------------|
| SHIFT                                                      | ASSIGNED TO ENROUTE | ASSIGNED TO ONSCENE | ENROUTE TO ONSCENE | HOSPITAL TO IN-SERVICE | AVERAGE ONSCENE TIME | AVERAGE INCIDENT TIME |
| A - Shift                                                  | 00:00:56            | 00:08:30            | 00:07:33           | 00:27:30               | 00:18:19             | 00:53:00              |
| B - Shift                                                  | 00:00:59            | 00:08:52            | 00:07:53           | 00:30:31               | 00:18:12             | 00:55:45              |
| C - Shift                                                  | 00:00:57            | 00:08:42            | 00:07:47           | 00:34:52               | 00:18:34             | 01:00:59              |
| D - Shift                                                  | 00:00:50            | 00:08:29            | 00:07:38           | 00:34:40               | 00:19:28             | 00:57:58              |

| INCIDENT METHOD OF ALARM BY SHIFT |            |            |            |            |              |  |  |  |  |
|-----------------------------------|------------|------------|------------|------------|--------------|--|--|--|--|
| ALARM                             | A - Shift  | B - Shift  | C - Shift  | D - Shift  | Total        |  |  |  |  |
| 911 Network                       | 474        | 414        | 482        | 474        | 1,844        |  |  |  |  |
| Admin                             |            |            | 2          |            | 2            |  |  |  |  |
| Alarm Company                     | 5          | 6          | 4          | 4          | 19           |  |  |  |  |
| Field Unit On-View                |            |            |            | 1          | 1            |  |  |  |  |
| Law Enforcement                   | 14         | 14         | 19         | 14         | 61           |  |  |  |  |
| Other (Not Listed)                | 1          |            |            |            | 1            |  |  |  |  |
| Other Communication Center        |            |            |            |            |              |  |  |  |  |
| Phone - Emergency                 | 17         | 13         | 20         | 7          | 57           |  |  |  |  |
| Phone - Non-Emergency             | 8          | 12         | 6          | 9          | 35           |  |  |  |  |
| Radio                             | 1          | 5          |            | 2          | 8            |  |  |  |  |
| Walk In                           |            |            | 1          |            | 1            |  |  |  |  |
| <b>Total</b>                      | <b>520</b> | <b>465</b> | <b>536</b> | <b>513</b> | <b>2,034</b> |  |  |  |  |

| OUT OF SERVICE SUMMARY BY UNIT |                 |                 |                 |                 |                 |                 |                 |                 |                 |                 |                 |          |
|--------------------------------|-----------------|-----------------|-----------------|-----------------|-----------------|-----------------|-----------------|-----------------|-----------------|-----------------|-----------------|----------|
| OUT OF SERVICE REASON          | M91             | M92             | M920            | M921            | M93             | M930            | M940            | M95             | M96             | M97             | M980            | Total    |
| Administrative                 | 00:00:24        |                 | 00:00:04        |                 |                 |                 |                 |                 |                 |                 |                 | 00:00:27 |
| Crew issue                     | 00:00:41        | 00:07:10        | 00:00:11        |                 | 00:01:19        |                 | 00:05:28        | 00:00:50        | 00:00:01        |                 |                 | 00:00:23 |
| Mechanical                     |                 |                 |                 |                 | 00:04:38        | 00:00:19        |                 |                 |                 |                 |                 | 00:04:57 |
| Oxygen                         |                 |                 |                 |                 | 00:00:05        |                 |                 |                 |                 |                 | 00:00:21        | 00:00:27 |
| Supplies                       |                 |                 |                 |                 | 00:00:18        |                 | 00:00:31        |                 |                 |                 |                 | 00:01:17 |
| Truck swap                     |                 |                 |                 |                 | 00:00:28        |                 |                 |                 |                 |                 |                 | 00:00:28 |
| Unspecified/Unknown Reason     |                 |                 |                 | 00:00:49        | 00:00:14        |                 |                 |                 |                 | 00:00:40        |                 | 00:01:43 |
| <b>Totals DD:HH:MM</b>         | <b>00:01:05</b> | <b>00:07:38</b> | <b>00:00:15</b> | <b>00:00:49</b> | <b>00:07:05</b> | <b>00:00:19</b> | <b>00:06:00</b> | <b>00:00:50</b> | <b>00:00:01</b> | <b>00:00:40</b> | <b>00:01:12</b> |          |



Division 11 Harris County Emerg Corps

# 911 STATISTICS REPORT FOR PERIOD 01-01-22 to 01-31-22

2/1/2022 6:10:11 PM Page 3 of 22

| AVERAGE ASSIGNED TO ENROUTE RESPONSE TIME BY UNIT |                                                                        |       |       |       |       |       |       |       |       |       |       |       |       |       |       |       |       |       |       |       |       |       |       |       |       |       |       |       |       |       |          |          |          |
|---------------------------------------------------|------------------------------------------------------------------------|-------|-------|-------|-------|-------|-------|-------|-------|-------|-------|-------|-------|-------|-------|-------|-------|-------|-------|-------|-------|-------|-------|-------|-------|-------|-------|-------|-------|-------|----------|----------|----------|
| MMSS                                              | Incidents with units that enroute in district, NO mutual aid responses |       |       |       |       |       |       |       |       |       |       |       |       |       |       |       |       |       |       |       |       |       |       |       |       |       |       |       |       |       |          |          |          |
| UNIT                                              | 01                                                                     | 02    | 03    | 04    | 05    | 06    | 07    | 08    | 09    | 10    | 11    | 12    | 13    | 14    | 15    | 16    | 17    | 18    | 19    | 20    | 21    | 22    | 23    | 24    | 25    | 26    | 27    | 28    | 29    | 30    | 31       | Average  |          |
| M91                                               | 00:39                                                                  | 01:04 | 00:54 | 00:41 | 00:50 | 00:54 | 00:57 | 00:27 | 00:31 | 00:49 | 01:01 | 01:06 | 00:42 | 00:40 | 01:11 | 00:55 | 00:58 | 01:05 | 01:06 | 01:13 | 01:18 | 01:02 | 00:57 | 00:41 | 01:02 | 00:49 | 01:07 | 00:52 | 01:07 | 00:20 | 01:18    | 00:00:54 |          |
| M92                                               | 00:38                                                                  | 01:07 | 00:33 | 00:47 | 00:26 | 00:48 | 00:30 | 01:18 | 00:55 | 00:58 | 00:41 | 00:43 | 00:08 | 00:56 | 00:53 | 01:18 | 00:52 | 00:54 | 00:22 | 00:44 | 00:14 | 00:48 | 01:10 | 01:56 | 01:14 | 00:33 | 00:41 | 01:00 | 00:32 | 01:00 | 00:00:47 |          |          |
| M920                                              | 00:42                                                                  | 00:38 | 00:47 | 00:32 | 00:51 | 01:14 | 01:01 | 00:53 | 01:06 | 00:37 | 00:30 | 00:46 | 00:43 | 00:31 | 01:10 | 00:48 | 00:47 | 01:18 | 00:53 | 00:53 | 01:38 | 00:57 | 00:34 | 01:27 | 01:28 | 01:13 | 01:16 | 01:10 | 01:07 | 01:03 | 00:00:55 |          |          |
| M921                                              |                                                                        |       |       |       |       |       | 01:03 |       |       |       |       |       |       |       |       |       |       |       |       |       |       |       |       |       |       |       |       | 00:32 |       |       |          | 00:00:50 |          |
| M93                                               | 00:44                                                                  | 01:12 | 00:40 | 01:03 | 00:24 | 01:02 | 00:49 | 00:51 | 00:45 | 00:53 | 01:10 | 01:05 | 00:49 | 00:57 | 01:09 | 00:58 | 01:11 | 00:58 | 01:01 | 01:02 | 01:08 | 01:10 | 01:27 | 00:59 | 01:13 | 00:34 | 01:05 | 01:17 | 00:39 | 00:44 | 01:02    | 00:00:57 |          |
| M930                                              |                                                                        | 00:47 | 00:45 | 00:38 | 01:26 |       |       |       | 00:42 | 00:03 | 01:19 | 00:36 | 01:12 | 00:51 | 00:40 | 00:46 | 00:19 | 00:55 | 00:54 | 01:03 |       | 01:04 | 00:34 | 00:21 | 00:49 |       |       |       |       | 00:24 | 00:45    | 00:00:47 |          |
| M931                                              | 01:18                                                                  |       |       |       |       | 00:54 | 02:47 | 00:58 |       |       |       |       |       |       |       |       |       |       |       |       |       |       |       |       |       | 00:43 | 00:32 | 01:15 |       |       |          | 00:01:02 |          |
| M94                                               | 00:43                                                                  | 01:02 | 00:55 | 01:16 | 00:54 | 01:05 | 01:09 | 00:51 | 01:28 | 01:15 | 01:06 | 00:51 | 00:34 | 01:01 | 01:00 | 01:00 | 00:59 | 01:02 | 01:02 | 01:08 | 00:37 | 00:57 | 01:30 | 01:24 | 00:59 | 01:02 | 00:44 | 00:56 | 00:56 | 00:38 | 00:01:00 |          |          |
| M940                                              | 00:39                                                                  | 01:03 | 00:31 | 00:57 | 00:37 | 01:09 | 01:02 | 00:52 | 00:58 | 00:56 | 01:12 | 00:45 | 00:28 | 00:54 | 00:56 | 01:15 | 00:59 | 01:01 | 00:58 | 01:09 | 01:09 | 00:56 | 01:35 | 00:52 | 00:26 | 00:57 | 00:31 | 01:10 | 00:51 | 01:06 | 01:03    | 00:00:55 |          |
| M941                                              | 00:03                                                                  |       |       |       |       | 00:36 | 01:25 |       |       |       |       |       |       |       |       |       |       |       |       |       |       |       |       |       |       |       |       |       | 01:09 |       |          |          | 00:00:46 |
| M95                                               | 01:36                                                                  | 00:54 | 01:14 | 00:59 | 00:37 | 01:15 | 00:52 | 01:02 | 01:05 | 01:22 | 00:59 | 01:00 | 00:47 | 00:10 | 01:38 | 01:14 | 00:58 | 00:49 | 01:10 | 01:04 | 01:07 | 00:50 | 00:47 | 01:25 | 01:14 | 00:49 | 00:58 | 00:49 | 00:27 | 00:58 | 00:44    | 00:01:00 |          |
| M96                                               | 00:37                                                                  | 01:08 | 00:23 | 00:33 | 00:53 | 01:03 | 01:05 | 01:12 | 00:53 | 00:56 | 00:39 | 01:03 | 00:50 | 01:02 | 01:01 | 01:11 | 00:47 | 00:47 | 00:59 | 00:59 | 00:41 | 01:15 | 00:48 | 01:22 | 00:38 | 00:59 | 00:59 | 00:39 | 00:48 | 00:50 | 00:58    | 00:00:54 |          |
| M97                                               | 01:04                                                                  | 01:06 | 00:43 | 00:42 | 01:16 | 01:32 | 01:04 | 01:18 | 00:56 | 01:10 | 01:00 | 00:40 | 00:15 | 00:49 | 01:15 | 01:04 | 01:02 | 01:22 | 01:13 | 00:58 | 01:28 | 01:11 | 01:11 | 01:25 | 01:04 | 01:15 | 00:59 | 01:31 |       | 00:51 | 00:54    | 00:01:03 |          |
| M980                                              | 00:45                                                                  |       | 00:37 | 00:57 | 01:24 | 00:58 | 00:32 | 00:45 |       | 00:28 | 01:05 | 00:33 | 01:32 | 00:53 | 00:58 | 00:25 | 00:55 | 00:49 | 01:05 | 01:09 | 00:28 | 00:54 | 01:47 | 00:59 | 01:13 | 00:57 | 00:03 | 00:27 | 00:43 | 01:09 | 01:29    | 00:00:52 |          |

| AVERAGE ASSIGNED TO ENROUTE RESPONSE TIME BY SHIFT |                                                                        |       |       |       |       |       |       |       |       |       |       |       |       |       |       |       |       |       |       |       |       |       |       |       |       |       |       |       |       |       |          |          |
|----------------------------------------------------|------------------------------------------------------------------------|-------|-------|-------|-------|-------|-------|-------|-------|-------|-------|-------|-------|-------|-------|-------|-------|-------|-------|-------|-------|-------|-------|-------|-------|-------|-------|-------|-------|-------|----------|----------|
| MMSS                                               | Incidents with units that enroute in district, NO mutual aid responses |       |       |       |       |       |       |       |       |       |       |       |       |       |       |       |       |       |       |       |       |       |       |       |       |       |       |       |       |       |          |          |
| SHIFT                                              | 01                                                                     | 02    | 03    | 04    | 05    | 06    | 07    | 08    | 09    | 10    | 11    | 12    | 13    | 14    | 15    | 16    | 17    | 18    | 19    | 20    | 21    | 22    | 23    | 24    | 25    | 26    | 27    | 28    | 29    | 30    | 31       | Average  |
| A - Shift                                          | 00:41                                                                  |       |       |       |       | 00:58 | 01:14 | 00:53 | 01:03 |       |       |       |       | 00:44 | 01:19 | 00:59 | 01:27 |       |       |       |       | 00:57 | 01:23 | 01:03 | 01:01 |       |       |       | 00:46 | 01:33 | 00:00:56 |          |
| B - Shift                                          | 00:51                                                                  | 01:11 |       |       |       |       | 00:52 | 01:13 | 00:54 | 01:49 |       |       |       |       | 00:59 | 01:19 | 00:50 | 01:23 |       |       |       |       | 00:59 | 01:28 | 01:02 | 01:10 |       |       |       | 00:53 | 00:00:58 |          |
| C - Shift                                          |                                                                        | 00:57 | 01:20 | 00:45 | 01:12 |       |       |       | 00:51 | 01:03 | 00:45 | 01:24 |       |       |       |       |       | 00:54 | 01:12 | 00:58 | 01:51 |       |       |       |       | 00:50 | 01:19 | 00:54 | 01:26 |       | 00:00:55 |          |
| D - Shift                                          |                                                                        |       | 00:40 | 01:25 | 00:41 | 01:26 |       |       |       |       | 00:58 | 01:19 | 00:38 | 01:21 |       |       |       |       |       | 00:56 | 01:24 | 00:51 | 01:24 |       |       |       |       | 00:47 | 01:15 | 00:44 | 00:58    | 00:00:50 |

| AVERAGE ASSIGNED TO ENROUTE RESPONSE TIME BY RESPONSE TYPE |                                                                        |       |       |       |       |       |       |       |       |       |       |       |       |       |       |       |       |       |       |       |       |       |       |       |       |       |       |       |       |       |       |          |
|------------------------------------------------------------|------------------------------------------------------------------------|-------|-------|-------|-------|-------|-------|-------|-------|-------|-------|-------|-------|-------|-------|-------|-------|-------|-------|-------|-------|-------|-------|-------|-------|-------|-------|-------|-------|-------|-------|----------|
| MMSS                                                       | Incidents with units that enroute in district, NO mutual aid responses |       |       |       |       |       |       |       |       |       |       |       |       |       |       |       |       |       |       |       |       |       |       |       |       |       |       |       |       |       |       |          |
| RESPONSE TYPE                                              | 01                                                                     | 02    | 03    | 04    | 05    | 06    | 07    | 08    | 09    | 10    | 11    | 12    | 13    | 14    | 15    | 16    | 17    | 18    | 19    | 20    | 21    | 22    | 23    | 24    | 25    | 26    | 27    | 28    | 29    | 30    | 31    | Average  |
| ALS Response                                               | 00:38                                                                  | 01:18 | 01:32 | 00:44 | 00:41 | 01:38 | 01:07 | 00:51 | 00:51 | 00:51 | 01:16 | 00:47 | 01:21 | 01:19 | 01:02 | 01:21 | 00:53 | 00:53 | 01:05 | 01:24 | 00:54 | 01:24 | 01:05 | 00:52 | 00:59 | 01:06 | 00:42 | 00:58 | 00:50 | 00:41 | 00:48 | 00:00:56 |
| BLS Response                                               | 01:08                                                                  | 00:38 | 00:34 | 00:50 | 00:45 | 01:14 | 00:43 | 01:05 | 01:06 | 01:13 | 00:55 | 01:23 | 00:31 | 01:39 | 00:36 | 00:50 | 00:38 | 00:48 | 00:57 | 01:05 | 00:44 | 00:57 | 00:33 | 01:22 | 00:58 | 00:59 | 00:59 | 01:36 | 00:30 | 01:36 | 01:59 | 00:00:58 |



Division 11 Harris County Emerg Corps

# 911 STATISTICS REPORT FOR PERIOD 01-01-22 to 01-31-22

2/1/2022 6:10:11 PM Page 4 of 22

| AVERAGE ENROUTE TO ONSCENE RESPONSE TIME BY UNIT |                                                                          |       |       |       |       |       |       |       |       |       |       |       |       |       |       |       |       |       |       |       |       |       |       |       |       |       |       |       |       |       |       |          |          |          |          |
|--------------------------------------------------|--------------------------------------------------------------------------|-------|-------|-------|-------|-------|-------|-------|-------|-------|-------|-------|-------|-------|-------|-------|-------|-------|-------|-------|-------|-------|-------|-------|-------|-------|-------|-------|-------|-------|-------|----------|----------|----------|----------|
| MM:SS                                            | * Incidents with units that enroute in district, NO mutual aid responses |       |       |       |       |       |       |       |       |       |       |       |       |       |       |       |       |       |       |       |       |       |       |       |       |       |       |       |       |       |       |          |          |          |          |
| UNIT                                             | 01                                                                       | 02    | 03    | 04    | 05    | 06    | 07    | 08    | 09    | 10    | 11    | 12    | 13    | 14    | 15    | 16    | 17    | 18    | 19    | 20    | 21    | 22    | 23    | 24    | 25    | 26    | 27    | 28    | 29    | 30    | 31    | Average  |          |          |          |
| M91                                              | 06:18                                                                    | 08:26 | 07:26 | 07:30 | 07:43 | 09:30 | 07:58 | 05:21 | 10:18 | 07:44 | 05:39 | 07:35 | 09:25 | 08:01 | 07:03 | 05:52 | 06:52 | 10:48 | 08:53 | 07:37 | 09:56 | 09:14 | 05:25 | 06:44 | 06:56 | 08:42 | 06:23 | 10:03 | 07:14 | 04:24 | 07:15 | 00:07:35 |          |          |          |
| M92                                              | 07:49                                                                    | 06:13 | 09:11 | 07:13 | 09:03 | 07:42 | 09:50 | 10:10 | 08:33 | 06:16 | 05:43 | 07:45 | 06:29 | 08:06 | 05:48 | 06:21 | 07:21 | 07:45 | 06:56 | 07:44 | 07:39 | 06:17 | 07:25 | 06:56 | 06:26 | 07:57 | 06:41 | 06:26 | 05:44 | 06:26 | 05:17 | 00:07:21 |          |          |          |
| M920                                             | 07:40                                                                    | 08:46 | 08:10 | 05:58 | 07:39 | 06:10 | 06:36 | 09:50 | 10:05 | 07:22 | 11:41 | 08:23 | 11:39 | 06:29 | 05:57 | 06:37 | 05:43 | 08:55 | 07:10 | 10:32 | 06:27 | 06:45 | 06:15 | 05:41 | 09:55 | 07:01 | 06:59 | 07:49 | 06:40 | 05:22 | 09:29 | 00:07:38 |          |          |          |
| M921                                             |                                                                          |       |       |       |       |       | 09:55 |       |       |       |       |       |       |       |       |       |       |       |       |       |       |       |       |       |       |       |       |       |       |       |       |          |          | 00:09:09 |          |
| M93                                              | 04:31                                                                    | 09:09 | 07:20 | 06:34 | 06:33 | 06:50 | 09:26 | 06:49 | 07:40 | 06:05 | 07:08 | 06:36 | 06:08 | 06:47 | 07:28 | 07:02 | 07:38 | 05:58 | 08:39 | 08:11 | 05:26 | 06:22 | 07:21 | 06:55 | 07:10 | 05:04 | 08:14 | 07:01 | 05:05 | 09:21 | 06:52 | 00:07:02 |          |          |          |
| M930                                             |                                                                          | 09:33 | 08:41 | 07:06 | 12:19 |       |       |       | 07:25 | 05:53 | 06:02 | 11:38 | 08:02 | 09:49 | 09:35 | 06:28 | 07:24 | 06:38 | 05:21 | 08:22 |       |       | 09:17 | 07:47 | 04:52 | 10:45 |       |       |       |       | 09:19 | 11:33    | 00:08:15 |          |          |
| M931                                             | 07:26                                                                    |       |       |       |       |       | 06:19 | 07:59 | 08:10 |       |       |       |       |       |       |       |       |       |       |       |       |       |       |       |       |       |       |       |       |       |       |          |          |          | 00:07:00 |
| M94                                              | 05:32                                                                    | 07:38 | 05:15 | 05:42 | 05:18 | 04:43 | 05:18 | 06:18 | 05:25 | 06:16 | 04:49 | 07:15 | 09:00 | 07:10 | 06:30 | 04:32 | 05:33 | 05:14 | 08:10 | 04:59 | 05:53 | 06:21 | 05:57 | 07:46 | 05:19 | 07:30 | 04:59 | 07:28 | 06:36 | 06:38 | 07:02 | 00:06:14 |          |          |          |
| M940                                             | 05:28                                                                    | 05:26 | 08:58 | 05:12 | 08:02 | 12:17 | 05:36 | 07:20 | 05:31 | 08:02 | 03:55 | 04:27 | 08:06 | 07:34 | 05:23 | 08:52 | 05:19 | 07:12 | 07:05 | 07:38 | 05:19 | 05:53 | 05:03 | 04:55 | 07:21 | 05:54 | 05:42 | 04:17 | 05:23 | 07:42 | 06:04 | 00:06:27 |          |          |          |
| M941                                             | 03:57                                                                    |       |       |       |       |       | 06:21 | 06:00 |       |       |       |       |       |       |       |       |       |       |       |       |       |       |       |       |       |       |       |       |       |       |       |          |          |          | 00:05:22 |
| M95                                              | 08:53                                                                    | 07:54 | 06:33 | 03:44 | 06:54 | 07:27 | 05:47 | 06:53 | 08:26 | 09:10 | 07:27 | 07:44 | 05:47 | 06:53 | 04:52 | 07:56 | 09:19 | 06:02 | 07:32 | 06:10 | 06:31 | 07:41 | 07:01 | 06:43 | 07:38 | 06:52 | 05:44 | 08:56 | 04:18 | 07:42 | 07:24 | 00:07:06 |          |          |          |
| M96                                              | 07:19                                                                    | 05:26 | 05:00 | 06:57 | 05:50 | 04:25 | 07:35 | 06:48 | 10:31 | 06:04 | 06:33 | 05:43 | 06:54 | 07:06 | 07:05 | 08:03 | 06:48 | 06:04 | 07:51 | 06:17 | 07:04 | 06:20 | 06:40 | 07:24 | 06:14 | 07:12 | 04:44 | 05:46 | 07:33 | 06:38 | 08:52 | 00:06:40 |          |          |          |
| M97                                              | 07:04                                                                    | 07:19 | 08:08 | 06:51 | 07:56 | 12:31 | 10:05 | 06:48 | 05:11 | 07:58 | 06:01 | 08:36 | 08:44 | 06:06 | 04:49 | 07:08 | 06:51 | 11:34 | 07:37 | 06:53 | 08:29 | 08:46 | 05:43 | 06:32 | 05:45 | 05:21 | 06:59 | 06:19 |       | 04:45 | 07:04 | 00:07:20 |          |          |          |
| M980                                             | 08:17                                                                    |       | 09:08 | 06:46 | 08:13 | 11:02 | 07:08 | 08:15 |       | 12:08 | 09:54 | 08:09 | 07:10 | 11:31 | 09:11 | 08:00 | 12:49 | 07:47 | 08:00 | 09:38 | 11:44 | 11:48 | 00:54 | 06:50 | 10:44 | 11:42 | 05:09 | 11:13 | 10:06 | 09:33 | 08:24 | 00:09:13 |          |          |          |

| AVERAGE ENROUTE TO ONSCENE RESPONSE TIME BY SHIFT |                                                                          |       |       |       |       |       |       |       |       |       |       |       |       |       |       |       |       |       |       |       |       |       |       |       |       |       |       |       |       |       |       |          |          |          |
|---------------------------------------------------|--------------------------------------------------------------------------|-------|-------|-------|-------|-------|-------|-------|-------|-------|-------|-------|-------|-------|-------|-------|-------|-------|-------|-------|-------|-------|-------|-------|-------|-------|-------|-------|-------|-------|-------|----------|----------|----------|
| MM:SS                                             | * Incidents with units that enroute in district, NO mutual aid responses |       |       |       |       |       |       |       |       |       |       |       |       |       |       |       |       |       |       |       |       |       |       |       |       |       |       |       |       |       |       |          |          |          |
| SHIFT                                             | 01                                                                       | 02    | 03    | 04    | 05    | 06    | 07    | 08    | 09    | 10    | 11    | 12    | 13    | 14    | 15    | 16    | 17    | 18    | 19    | 20    | 21    | 22    | 23    | 24    | 25    | 26    | 27    | 28    | 29    | 30    | 31    | Average  |          |          |
| A - Shift                                         | 06:04                                                                    |       |       |       |       | 06:32 | 07:57 | 07:03 | 09:40 |       |       |       |       | 07:47 | 06:35 | 06:51 | 06:24 |       |       |       |       | 07:26 | 07:18 | 06:42 | 07:25 |       |       |       |       | 06:59 | 06:44 | 00:07:04 |          |          |
| B - Shift                                         | 06:58                                                                    | 07:51 |       |       |       |       | 07:40 | 08:06 | 07:48 | 07:04 |       |       |       |       | 06:43 | 07:14 | 07:18 | 04:44 |       |       |       |       | 06:01 | 06:10 | 07:40 | 05:42 |       |       |       |       | 07:32 | 00:07:11 |          |          |
| C - Shift                                         |                                                                          | 07:16 | 07:15 | 06:33 | 06:31 |       |       |       |       | 07:26 | 08:08 | 07:38 | 07:57 |       |       |       |       | 07:18 | 08:30 | 06:54 | 05:57 |       |       |       |       |       | 07:25 | 05:11 | 07:43 | 05:44 |       |          | 00:07:20 |          |
| D - Shift                                         |                                                                          |       |       |       |       |       |       |       |       |       |       |       |       |       |       |       |       |       |       |       |       |       |       |       |       |       |       | 06:24 | 06:15 | 06:25 | 08:41 |          |          | 00:07:06 |

| AVERAGE ENROUTE TO ONSCENE RESPONSE TIME BY RESPONSE TYPE |                                                                          |       |       |       |       |       |       |       |       |       |       |       |       |       |       |       |       |       |       |       |       |       |       |       |       |       |       |       |       |       |       |          |
|-----------------------------------------------------------|--------------------------------------------------------------------------|-------|-------|-------|-------|-------|-------|-------|-------|-------|-------|-------|-------|-------|-------|-------|-------|-------|-------|-------|-------|-------|-------|-------|-------|-------|-------|-------|-------|-------|-------|----------|
| MM:SS                                                     | * Incidents with units that enroute in district, NO mutual aid responses |       |       |       |       |       |       |       |       |       |       |       |       |       |       |       |       |       |       |       |       |       |       |       |       |       |       |       |       |       |       |          |
| RESPONSE TYPE                                             | 01                                                                       | 02    | 03    | 04    | 05    | 06    | 07    | 08    | 09    | 10    | 11    | 12    | 13    | 14    | 15    | 16    | 17    | 18    | 19    | 20    | 21    | 22    | 23    | 24    | 25    | 26    | 27    | 28    | 29    | 30    | 31    | Average  |
| ALS Response                                              | 06:07                                                                    | 07:51 | 07:21 | 06:22 | 07:42 | 17:28 | 07:55 | 07:29 | 07:41 | 07:45 | 06:05 | 07:15 | 08:34 | 06:04 | 06:58 | 07:29 | 07:02 | 07:07 | 08:58 | 08:39 | 07:16 | 06:09 | 05:45 | 06:38 | 07:17 | 05:34 | 06:09 | 06:30 | 06:32 | 06:31 | 07:11 | 00:07:04 |
| BLS Response                                              | 05:09                                                                    | 07:53 | 08:17 | 07:34 | 06:36 | 05:29 | 07:07 | 09:21 | 08:16 | 04:23 | 08:05 | 09:04 | 07:54 | 08:38 | 05:15 | 06:03 | 08:27 | 03:18 | 07:36 | 05:33 | 09:40 | 08:11 | 07:07 | 05:06 | 09:23 | 06:17 | 06:55 | 05:57 | 06:08 | 03:50 | 03:35 | 00:07:11 |



Division 11 Harris County Emerg Corps

# 911 STATISTICS REPORT FOR PERIOD 01-01-22 to 01-31-22

2/1/2022 6:10:11 PM Page 5 of 22

| * All units assigned to a response in district that went enroute |                                              |                     |                    |                        |                      |                       |  |  |  |
|------------------------------------------------------------------|----------------------------------------------|---------------------|--------------------|------------------------|----------------------|-----------------------|--|--|--|
| HH:MM:SS                                                         | AVERAGE RESPONSE TIMES BY UNIT - IN DISTRICT |                     |                    |                        |                      |                       |  |  |  |
| UNIT                                                             | ASSIGNED TO ENROUTE                          | ASSIGNED TO ONSCENE | ENROUTE TO ONSCENE | HOSPITAL TO IN-SERVICE | AVERAGE ONSCENE TIME | AVERAGE INCIDENT TIME |  |  |  |
| M91                                                              | 00:00:54                                     | 00:08:14            | 00:07:20           | 00:37:23               | 00:19:58             | 01:05:50              |  |  |  |
| M92                                                              | 00:00:45                                     | 00:07:49            | 00:07:04           | 00:30:53               | 00:20:19             | 00:59:10              |  |  |  |
| M920                                                             | 00:00:55                                     | 00:08:09            | 00:07:16           | 00:29:33               | 00:19:20             | 00:59:10              |  |  |  |
| M921                                                             | 00:01:11                                     | 00:09:17            | 00:08:13           | 00:27:48               | 00:16:43             | 00:55:22              |  |  |  |
| M93                                                              | 00:00:57                                     | 00:07:40            | 00:06:42           | 00:30:16               | 00:17:39             | 00:55:45              |  |  |  |
| M930                                                             | 00:00:51                                     | 00:09:11            | 00:08:22           | 00:34:06               | 00:17:19             | 00:57:51              |  |  |  |
| M931                                                             | 00:00:58                                     | 00:07:33            | 00:06:34           | 00:21:47               | 00:17:32             | 00:49:11              |  |  |  |
| M94                                                              | 00:01:00                                     | 00:06:53            | 00:05:52           | 00:30:21               | 00:16:21             | 00:53:32              |  |  |  |
| M940                                                             | 00:00:53                                     | 00:07:23            | 00:06:30           | 00:31:11               | 00:18:13             | 00:51:13              |  |  |  |
| M941                                                             | 00:00:44                                     | 00:05:33            | 00:04:48           | 00:26:37               | 00:14:02             | 00:44:06              |  |  |  |
| M95                                                              | 00:01:00                                     | 00:08:12            | 00:07:13           | 00:31:35               | 00:19:38             | 00:54:41              |  |  |  |
| M96                                                              | 00:00:53                                     | 00:07:20            | 00:06:26           | 00:36:53               | 00:20:01             | 01:05:16              |  |  |  |
| M97                                                              | 00:01:05                                     | 00:08:25            | 00:07:20           | 00:34:37               | 00:15:40             | 00:55:20              |  |  |  |
| M980                                                             | 00:00:54                                     | 00:10:12            | 00:09:19           | 00:28:41               | 00:17:51             | 00:53:34              |  |  |  |

| * All units assigned to a response in district that went enroute |       |                     |                     |                    |                        |                      |                       |  |  |
|------------------------------------------------------------------|-------|---------------------|---------------------|--------------------|------------------------|----------------------|-----------------------|--|--|
| AVERAGE RESPONSE TIMES BY SHIFT - IN DISTRICT                    |       |                     |                     |                    |                        |                      |                       |  |  |
| HH:MM:SS                                                         | SHIFT | ASSIGNED TO ENROUTE | ASSIGNED TO ONSCENE | ENROUTE TO ONSCENE | HOSPITAL TO IN-SERVICE | AVERAGE ONSCENE TIME | AVERAGE INCIDENT TIME |  |  |
| A                                                                |       | 00:00:55            | 00:07:51            | 00:06:55           | 00:28:09               | 00:18:22             | 00:53:58              |  |  |
| B                                                                |       | 00:00:59            | 00:08:01            | 00:07:02           | 00:30:39               | 00:17:53             | 00:56:14              |  |  |
| C                                                                |       | 00:00:57            | 00:07:55            | 00:07:00           | 00:34:46               | 00:18:36             | 01:01:04              |  |  |
| D                                                                |       | 00:00:50            | 00:07:57            | 00:07:06           | 00:34:50               | 00:19:04             | 00:58:00              |  |  |



Division 11 Harris County Emerg Corps

# 911 STATISTICS REPORT FOR PERIOD 01-01-22 to 01-31-22

2/1/2022 6:10:11 PM Page 6 of 22

| HHMMSS |                     | AVERAGE RESPONSE TIMES BY UNIT - OUT OF DISTRICT |                    |                        |                      |                       |  |  | * All units assigned to a response out of district that went enroute |  |
|--------|---------------------|--------------------------------------------------|--------------------|------------------------|----------------------|-----------------------|--|--|----------------------------------------------------------------------|--|
| UNIT   | ASSIGNED TO ENROUTE | ASSIGNED TO ONSCENE                              | ENROUTE TO ONSCENE | HOSPITAL TO IN-SERVICE | AVERAGE ONSCENE TIME | AVERAGE INCIDENT TIME |  |  |                                                                      |  |
| M91    | 00:00:35            | 00:08:35                                         | 00:08:00           | 00:15:56               | 00:47:51             | 01:01:25              |  |  |                                                                      |  |
| M92    | 00:01:34            | 00:08:29                                         | 00:06:51           | 00:39:26               | 00:51:23             | 01:04:42              |  |  |                                                                      |  |
| M920   | 00:01:16            | 00:07:53                                         | 00:06:40           | 00:07:54               | 00:03:25             | 00:20:41              |  |  |                                                                      |  |
| M921   | 00:00:01            | 00:14:21                                         | 00:14:20           | 00:43:47               | 00:25:58             | 01:39:09              |  |  |                                                                      |  |
| M93    | 00:01:21            | 00:07:54                                         | 00:06:32           | 00:24:54               | 00:12:03             | 00:32:19              |  |  |                                                                      |  |
| M931   | 00:01:37            | 00:08:12                                         | 00:06:30           | 00:24:07               | 00:13:34             | 01:13:58              |  |  |                                                                      |  |
| M94    | 00:01:13            | 00:08:13                                         | 00:07:02           | 00:50:46               | 01:46:32             | 01:58:06              |  |  |                                                                      |  |
| M940   | 00:01:06            | 00:06:27                                         | 00:05:20           | 01:04:31               | 00:07:45             | 00:55:40              |  |  |                                                                      |  |
| M95    | 00:01:04            | 00:10:25                                         | 00:09:21           | 00:38:52               | 00:46:11             | 00:57:01              |  |  |                                                                      |  |
| M96    | 00:01:56            | 00:07:48                                         | 00:05:46           | 00:13:43               | 02:17:12             | 02:26:44              |  |  |                                                                      |  |
| M97    | 00:00:32            | 00:09:07                                         | 00:08:35           | 00:54:16               | 00:42:14             | 01:01:01              |  |  |                                                                      |  |
| M980   | 00:00:54            | 00:09:06                                         | 00:08:25           | 23:33:10               | 00:10:04             | 00:14:28              |  |  |                                                                      |  |

| HHMMSS |                     | AVERAGE RESPONSE TIMES BY SHIFT - OUT OF DISTRICT |                    |                        |                      |                       |  |  | * All units assigned to a response out of district that went enroute |  |
|--------|---------------------|---------------------------------------------------|--------------------|------------------------|----------------------|-----------------------|--|--|----------------------------------------------------------------------|--|
| SHIFT  | ASSIGNED TO ENROUTE | ASSIGNED TO ONSCENE                               | ENROUTE TO ONSCENE | HOSPITAL TO IN-SERVICE | AVERAGE ONSCENE TIME | AVERAGE INCIDENT TIME |  |  |                                                                      |  |
| A      | 00:01:23            | 00:08:18                                          | 00:06:54           | 00:15:50               | 00:32:38             | 00:54:10              |  |  |                                                                      |  |
| B      | 00:01:32            | 00:07:10                                          | 00:05:36           | 00:48:41               | 01:04:19             | 01:29:27              |  |  |                                                                      |  |
| C      | 00:01:19            | 00:09:31                                          | 00:08:14           | 00:33:47               | 00:30:49             | 00:42:20              |  |  |                                                                      |  |
| D      | 00:00:34            | 00:09:02                                          | 00:08:27           | 00:08:21               | 01:16:18             | 01:18:33              |  |  |                                                                      |  |



Division 11 Harris County Emerg Corps

# 911 STATISTICS REPORT FOR PERIOD 01-01-22 to 01-31-22

2/1/2022 6:10:11 PM Page 7 of 22

| UNIT   | INCIDENT RESPONSE TOTALS BY UNIT |    |    |    |    |    |    |    |    |    |    |    |    |    |    |    |    |    |    |    |    |    |    |    |    |    |    |    |    |    |     | Total |     |
|--------|----------------------------------|----|----|----|----|----|----|----|----|----|----|----|----|----|----|----|----|----|----|----|----|----|----|----|----|----|----|----|----|----|-----|-------|-----|
|        | 01                               | 02 | 03 | 04 | 05 | 06 | 07 | 08 | 09 | 10 | 11 | 12 | 13 | 14 | 15 | 16 | 17 | 18 | 19 | 20 | 21 | 22 | 23 | 24 | 25 | 26 | 27 | 28 | 29 | 30 | 31  |       |     |
| M91    | 10                               | 11 | 9  | 6  | 9  | 5  | 10 | 6  | 10 | 7  | 6  | 8  | 6  | 12 | 8  | 9  | 5  | 8  | 6  | 7  | 5  | 3  | 11 | 11 | 5  | 7  | 9  | 5  | 6  | 6  | 7   | 233   |     |
| M92    | 9                                | 11 | 6  | 4  | 9  | 6  | 8  | 6  | 7  | 11 | 5  | 10 | 8  | 9  | 4  | 7  | 6  | 5  | 8  | 6  | 6  | 5  | 7  | 8  | 8  | 5  | 10 | 5  | 7  | 5  | 9   | 5     | 219 |
| M920   | 8                                | 8  | 7  | 5  | 11 | 7  | 5  | 6  | 7  | 8  | 3  | 10 | 7  | 9  | 5  | 5  | 6  | 2  | 8  | 4  | 4  | 4  | 7  | 7  | 6  | 5  | 9  | 5  | 7  | 7  | 8   | 6     | 202 |
| M921   |                                  |    |    |    |    |    | 5  |    |    |    |    |    |    |    |    |    |    |    |    |    |    |    |    |    |    |    |    |    |    |    |     |       | 9   |
| M93    | 9                                | 7  | 10 | 7  | 9  | 8  | 8  | 10 | 9  | 7  | 7  | 11 | 7  | 11 | 8  | 10 | 10 | 9  | 6  | 6  | 6  | 7  | 9  | 7  | 6  | 8  | 6  | 6  | 7  | 14 | 11  | 256   |     |
| M930   | 4                                | 4  | 4  | 4  | 2  |    |    | 4  | 1  | 5  | 5  | 3  | 5  | 4  | 2  | 5  | 7  | 6  | 1  | 1  | 4  | 3  | 4  | 6  |    |    |    |    |    |    |     |       | 86  |
| M931   | 5                                |    |    |    |    | 9  | 2  | 4  | 2  |    |    |    |    |    |    |    |    |    |    |    |    |    |    |    |    | 5  | 6  | 5  |    |    |     |       | 38  |
| M94    | 8                                | 9  | 7  | 5  | 14 | 4  | 6  | 9  | 6  | 9  | 5  | 11 | 8  | 10 | 10 | 6  | 8  | 9  | 9  | 5  | 3  | 7  | 7  | 7  | 5  | 7  | 10 | 4  | 6  | 7  | 7   | 228   |     |
| M940   | 10                               | 7  | 7  | 7  | 11 | 5  | 8  | 6  | 6  | 10 | 3  | 8  | 7  | 8  | 9  | 6  | 9  | 5  | 7  | 5  | 5  | 7  | 6  | 7  | 3  | 9  | 10 | 4  | 7  | 4  | 8   | 214   |     |
| M941   | 4                                |    |    |    |    | 4  | 2  |    |    |    |    |    |    |    |    |    |    |    |    |    |    |    |    |    |    |    |    |    |    |    |     |       | 16  |
| M95    | 6                                | 8  | 7  | 3  | 6  | 5  | 4  | 4  | 10 | 9  | 7  | 7  | 14 | 6  | 6  | 5  | 5  | 10 | 9  | 11 | 7  | 5  | 6  | 7  | 5  | 4  | 6  | 7  | 6  | 6  | 5   | 206   |     |
| M96    | 5                                | 9  | 9  | 11 | 9  | 9  | 7  | 9  | 8  | 7  | 6  | 8  | 9  | 8  | 7  | 9  | 7  | 12 | 5  | 7  | 6  | 8  | 9  | 8  | 5  | 8  | 9  | 9  | 6  | 9  | 7   | 245   |     |
| M97    | 6                                | 7  | 9  | 2  | 6  | 1  | 4  | 6  | 5  | 8  | 3  | 8  | 5  | 4  | 2  | 5  | 2  | 3  | 5  | 5  | 4  | 5  | 2  | 3  | 5  | 4  | 8  | 3  | 2  | 5  | 137 |       |     |
| M980   | 5                                | 7  | 4  | 4  | 3  | 3  | 6  | 6  | 3  | 5  | 8  | 3  | 7  | 3  | 3  | 3  | 4  | 4  | 6  | 3  | 8  | 5  | 1  | 6  | 5  | 4  | 1  | 6  | 6  | 6  | 3   | 134   |     |
| Totals | 85                               | 81 | 82 | 58 | 89 | 66 | 75 | 72 | 74 | 80 | 55 | 94 | 77 | 89 | 66 | 67 | 67 | 74 | 75 | 60 | 54 | 65 | 69 | 74 | 55 | 75 | 75 | 66 | 63 | 75 | 66  | 2,223 |     |

| SHIFT     | INCIDENT RESPONSE TOTALS BY SHIFT |    |    |    |    |    |    |    |    |    |    |    |    |    |    |    |    |    |    |    |    |    |    |    |    |    |    |    |    |    |    | Total |     |     |
|-----------|-----------------------------------|----|----|----|----|----|----|----|----|----|----|----|----|----|----|----|----|----|----|----|----|----|----|----|----|----|----|----|----|----|----|-------|-----|-----|
|           | 01                                | 02 | 03 | 04 | 05 | 06 | 07 | 08 | 09 | 10 | 11 | 12 | 13 | 14 | 15 | 16 | 17 | 18 | 19 | 20 | 21 | 22 | 23 | 24 | 25 | 26 | 27 | 28 | 29 | 30 | 31 |       |     |     |
| A - Shift | 38                                |    |    |    |    | 60 | 21 | 62 | 20 |    |    |    | 79 | 17 | 57 | 8  |    |    |    |    |    | 57 | 18 | 60 | 12 |    |    |    |    |    |    | 68    | 9   | 586 |
| B - Shift | 47                                | 19 |    |    |    | 54 | 10 | 54 | 10 | 10 |    |    |    | 49 | 10 | 59 | 9  |    |    |    |    |    | 51 | 14 | 43 | 11 |    |    |    |    |    | 57    | 497 |     |
| C - Shift | 62                                | 11 | 52 | 17 |    |    |    |    | 70 | 8  | 77 | 8  |    |    |    | 65 | 12 | 50 | 5  |    |    |    |    |    | 64 | 12 | 56 | 8  |    |    |    |       | 577 |     |
| D - Shift |                                   |    |    |    | 71 | 6  | 72 | 6  |    |    | 47 | 17 | 69 | 10 |    |    |    | 63 | 10 | 49 | 8  |    |    |    |    | 63 | 10 | 55 | 7  |    |    |       | 563 |     |
| Totals    | 85                                | 81 | 82 | 58 | 89 | 66 | 75 | 72 | 74 | 80 | 55 | 94 | 77 | 89 | 66 | 67 | 67 | 74 | 75 | 60 | 54 | 65 | 69 | 74 | 55 | 75 | 75 | 66 | 63 | 75 | 66 | 2,223 |     |     |



Division 11 Harris County Emerg Corps

# 911 STATISTICS REPORT FOR PERIOD 01-01-22 to 01-31-22

2/1/2022 6:10:11 PM Page 8 of 22

| INCIDENT REFUSAL TOTALS BY UNIT |    |    |    |    |    |    |    |    |    |    |    |    |    |    |    |    |    |    |    |    |    |    |    |    |    |    |    |    |    |    |    |       |
|---------------------------------|----|----|----|----|----|----|----|----|----|----|----|----|----|----|----|----|----|----|----|----|----|----|----|----|----|----|----|----|----|----|----|-------|
| UNIT                            | 01 | 02 | 03 | 04 | 05 | 06 | 07 | 08 | 09 | 10 | 11 | 12 | 13 | 14 | 15 | 16 | 17 | 18 | 19 | 20 | 21 | 22 | 23 | 24 | 25 | 26 | 27 | 28 | 29 | 30 | 31 | Total |
| M91                             | 3  | 1  | 1  | 1  | 1  | 1  | 2  | 1  | 1  | 1  | 1  | 1  | 1  | 4  | 2  | 2  | 1  | 1  | 1  | 1  | 1  | 1  | 1  | 3  | 1  | 1  | 1  | 1  | 1  | 1  | 1  | 30    |
| M92                             | 3  | 1  | 2  | 2  | 2  | 1  | 2  | 3  | 1  | 1  | 1  | 4  | 1  | 2  | 1  | 1  | 1  | 1  | 1  | 1  | 1  | 1  | 2  | 2  | 4  | 1  | 1  | 1  | 1  | 3  | 39 |       |
| M920                            | 4  | 1  | 1  | 3  | 1  | 1  | 1  | 1  | 2  | 2  | 1  | 2  | 2  | 1  | 1  | 1  | 1  | 2  | 1  | 2  | 1  | 2  | 2  | 1  | 2  | 1  | 2  | 1  | 3  | 1  | 36 |       |
| M921                            |    |    |    |    |    |    | 1  |    |    |    |    |    |    |    |    |    |    |    |    |    |    |    |    |    |    |    |    |    |    |    | 2  |       |
| M93                             | 1  | 1  | 1  | 4  | 1  | 1  | 2  | 1  | 2  | 2  | 3  | 1  | 2  | 2  | 1  | 4  | 2  | 1  | 2  | 1  | 1  | 3  | 3  | 1  | 2  | 1  | 1  | 1  | 1  | 5  | 49 |       |
| M930                            | 1  | 1  | 1  | 1  | 1  | 4  |    |    |    |    |    |    |    |    |    |    |    |    |    |    |    |    |    |    |    |    |    |    |    |    | 22 |       |
| M931                            | 1  |    |    |    |    | 4  |    |    |    |    |    |    |    |    |    |    |    |    |    |    |    |    |    |    |    |    |    |    |    |    | 8  |       |
| M94                             | 1  | 2  | 2  | 1  | 1  | 1  | 2  | 1  | 1  | 1  | 1  | 1  | 2  | 2  | 1  | 1  | 1  | 2  | 1  | 1  | 1  | 1  | 2  | 3  | 1  | 2  | 2  | 1  | 1  | 3  | 37 |       |
| M940                            | 3  | 2  | 4  | 6  | 2  | 1  | 3  | 1  | 3  | 1  | 3  | 1  | 1  | 3  | 1  | 1  | 2  | 2  | 1  | 2  | 1  | 3  | 3  | 3  | 1  | 3  | 2  | 1  | 1  | 2  | 55 |       |
| M941                            |    |    |    |    |    | 1  |    |    |    |    |    |    |    |    |    |    |    |    |    |    |    |    |    |    |    |    |    |    |    |    | 4  |       |
| M95                             | 2  | 5  | 2  | 3  | 1  | 3  | 1  | 2  | 3  | 1  | 2  | 3  | 2  | 2  | 1  | 2  | 2  | 4  | 2  | 4  | 2  | 1  | 1  | 3  | 1  | 2  | 1  | 3  | 1  | 1  | 58 |       |
| M96                             | 1  | 2  | 1  | 5  | 1  | 1  | 2  | 1  | 1  | 1  | 2  | 2  | 1  | 3  | 3  | 2  | 1  | 3  | 2  | 1  | 1  | 1  | 1  | 1  | 2  | 1  | 2  | 3  | 2  | 1  | 49 |       |
| M97                             | 1  | 1  | 1  | 1  | 1  | 3  | 2  | 3  | 2  | 2  | 4  | 2  | 2  | 2  | 1  | 2  | 1  | 3  | 1  | 3  | 1  | 1  | 1  | 1  | 1  | 1  | 2  | 1  | 1  | 3  | 34 |       |
| M980                            | 2  | 2  | 2  | 2  | 1  | 2  | 1  | 2  | 1  | 1  | 1  | 3  | 1  | 1  | 1  | 1  | 1  | 4  | 1  | 4  | 2  | 2  | 2  | 3  | 4  | 1  | 2  | 2  | 1  | 2  | 37 |       |
| Totals                          | 18 | 10 | 15 | 14 | 22 | 12 | 15 | 15 | 13 | 13 | 15 | 22 | 10 | 20 | 14 | 15 | 10 | 10 | 9  | 24 | 8  | 10 | 13 | 13 | 19 | 16 | 15 | 15 | 12 | 21 | 17 | 460   |

| INCIDENT REFUSAL TOTALS BY SHIFT |    |    |    |    |    |    |    |    |    |    |    |    |    |    |    |    |    |    |    |    |    |    |    |    |    |    |    |    |    |    |     |       |
|----------------------------------|----|----|----|----|----|----|----|----|----|----|----|----|----|----|----|----|----|----|----|----|----|----|----|----|----|----|----|----|----|----|-----|-------|
| SHIFT                            | 01 | 02 | 03 | 04 | 05 | 06 | 07 | 08 | 09 | 10 | 11 | 12 | 13 | 14 | 15 | 16 | 17 | 18 | 19 | 20 | 21 | 22 | 23 | 24 | 25 | 26 | 27 | 28 | 29 | 30 | 31  | Total |
| A - Shift                        | 4  |    |    |    | 10 | 3  | 12 | 4  |    |    |    |    |    | 17 | 3  | 13 | 3  |    |    |    |    | 12 | 7  | 16 | 3  |    |    |    | 21 | 1  | 129 |       |
| B - Shift                        | 14 | 3  |    |    |    | 12 | 3  | 9  | 4  | 4  |    |    |    | 11 | 2  | 7  | 1  | 1  |    |    |    | 6  | 3  | 13 | 2  |    |    |    | 16 |    | 106 |       |
| C - Shift                        | 7  |    |    | 12 | 3  |    |    |    | 9  | 1  | 17 | 3  |    |    |    |    | 8  | 4  | 7  | 1  |    |    |    |    | 13 | 1  | 9  |    |    |    | 95  |       |
| D - Shift                        |    |    | 15 | 2  | 19 | 2  |    |    |    |    | 14 | 5  | 7  | 3  |    |    |    | 20 | 1  | 9  | 1  |    |    |    | 14 | 3  | 15 |    |    |    | 130 |       |
| Totals                           | 18 | 10 | 15 | 14 | 22 | 12 | 15 | 15 | 13 | 13 | 15 | 22 | 10 | 20 | 14 | 15 | 10 | 10 | 9  | 24 | 8  | 10 | 13 | 13 | 19 | 16 | 15 | 15 | 12 | 21 | 17  | 460   |

| INCIDENT REFUSAL REASON BY SHIFT |           |           |           |           |       |
|----------------------------------|-----------|-----------|-----------|-----------|-------|
| REFUSAL REASON                   | A - Shift | B - Shift | C - Shift | D - Shift | Total |
| Refusal AMA                      | 120       | 100       | 86        | 121       | 427   |
| Refusal Parental                 | 9         | 6         | 9         | 9         | 33    |
| Totals                           | 129       | 106       | 95        | 130       | 460   |







Division 11 Harris County Emergency Corps

# 911 STATISTICS REPORT FOR PERIOD 01-01-22 to 01-31-22

2/1/2022 6:10:11 PM Page 10 of 22

| NATURE                         | M91        | M92        | M920       | M921     | M93        | M930      | M931      | M94        | M940       | M941      | M95        | M96        | M97        | M980       | Total        |
|--------------------------------|------------|------------|------------|----------|------------|-----------|-----------|------------|------------|-----------|------------|------------|------------|------------|--------------|
| MVA INVOLVING BUILDING         |            |            |            |          | 1          |           |           |            |            |           |            |            |            |            | 1            |
| MVA INVOLVING BUS              |            |            |            |          |            |           |           |            |            |           | 1          | 1          |            |            | 2            |
| MVA NOT ALERT                  |            |            |            |          | 1          |           |           |            |            |           |            |            |            |            | 2            |
| MVA NOT ALERT AB RESP          |            |            |            |          |            |           |           |            |            |           | 1          |            |            |            | 1            |
| MVA ROLL OVER                  |            |            | 1          |          | 1          |           |           | 1          | 1          |           |            |            | 1          |            | 11           |
| MVA UNCONSCIOUS                |            |            |            |          |            |           |           | 1          | 1          |           |            |            |            |            | 3            |
| MVA WITH ENTRAPMENT            |            |            |            |          |            |           |           | 1          |            |           |            |            | 1          |            | 1            |
| MVA WITH ROLLOVER              |            |            |            |          |            |           |           | 1          |            |           |            |            |            |            | 3            |
| O.B.                           |            |            | 1          |          | 1          |           |           | 1          | 1          |           |            | 1          |            | 1          | 20           |
| OBSTETRICS CALL                |            |            |            |          |            |           |           | 1          | 1          |           |            |            |            |            | 2            |
| OVERDOSE                       |            |            | 1          |          | 1          |           |           | 1          | 1          |           |            | 1          | 1          |            | 31           |
| OVERDOSE/POISONING             |            |            | 1          |          | 1          |           | 1         | 1          | 1          |           |            | 1          | 1          |            | 13           |
| POSSIBLE D.O.A.                |            |            | 1          |          | 1          |           |           | 1          | 1          |           |            | 1          | 1          |            | 20           |
| POSSIBLE DOA                   |            |            | 1          |          | 1          |           |           | 1          | 1          |           |            | 1          | 1          |            | 3            |
| PSYCHIATRIC                    |            |            | 1          |          | 1          |           |           | 1          | 1          |           |            | 1          | 1          |            | 87           |
| RESIDENTIAL FIRE               |            |            | 1          |          | 1          |           |           | 1          | 1          |           |            | 1          | 1          |            | 22           |
| RESIDENTIAL FIRE MULT          |            |            |            |          |            |           |           | 1          | 1          |           |            | 1          | 1          |            | 1            |
| RESIDENTIAL FIRE MULTI         |            |            | 1          |          | 1          |           |           | 1          | 1          |           |            | 1          | 1          |            | 6            |
| RESPIRATORY                    |            |            | 1          |          | 1          |           |           | 1          | 1          |           |            | 1          | 1          |            | 238          |
| RESPIRATORY ARREST             |            |            | 1          |          | 1          |           |           | 1          | 1          |           |            | 1          | 1          |            | 2            |
| SEIZURES                       |            |            | 1          |          | 1          |           |           | 1          | 1          |           |            | 1          | 1          |            | 78           |
| SHOOTING                       |            |            |            |          |            |           |           | 1          | 1          |           |            |            |            |            | 1            |
| SML NON DWELLING FIRE          |            |            | 1          |          | 1          |           |           |            |            |           |            |            |            |            | 3            |
| STABBING                       |            |            | 1          |          | 1          |           |           | 1          | 1          |           |            |            |            |            | 2            |
| STABBING SHOOTING              |            |            | 1          |          | 1          |           |           | 1          | 1          |           |            | 1          |            |            | 13           |
| STRUCTURE FIRE                 |            |            | 1          |          | 1          |           |           | 1          | 1          |           |            | 1          | 1          |            | 6            |
| STRUCTURE FIRE HIGH LIFE       |            |            |            |          |            |           |           | 1          | 1          |           |            |            |            |            | 2            |
| TRANS/INTERFAC/PALLIATIVE CARE |            |            |            |          |            |           |           |            |            |           |            |            |            |            | 1            |
| TRANSFORMER FIRE               |            |            |            |          |            |           |           |            |            |           |            |            |            |            | 1            |
| TRAUMATIC INJURIES (SPECIFIC)  |            |            |            |          |            |           |           |            |            |           | 1          |            |            |            | 1            |
| UNCONSCIOUS PARTY              |            |            | 1          |          | 1          |           |           | 1          | 1          |           |            | 1          | 1          |            | 143          |
| UNKNOWN PROBLEM                |            |            | 1          |          | 1          |           |           | 1          | 1          |           |            | 1          | 1          |            | 48           |
| WATER RESCUE                   |            |            | 1          |          | 1          |           |           |            |            |           |            |            |            |            | 2            |
| <b>Totals</b>                  | <b>221</b> | <b>196</b> | <b>180</b> | <b>7</b> | <b>240</b> | <b>72</b> | <b>31</b> | <b>195</b> | <b>186</b> | <b>14</b> | <b>195</b> | <b>240</b> | <b>135</b> | <b>122</b> | <b>2,034</b> |



Division 11 Harris County Emerg Corps

# 911 STATISTICS REPORT FOR PERIOD 01-01-22 to 01-31-22

2/1/2022 6:10:11 PM Page 11 of 22

| LOCATION                                                                   | INCIDENT LOCATION BY UNIT |            |            |          |            |           |           |            |            |           |            |            |            |            |            |              |  |  |  | Total |
|----------------------------------------------------------------------------|---------------------------|------------|------------|----------|------------|-----------|-----------|------------|------------|-----------|------------|------------|------------|------------|------------|--------------|--|--|--|-------|
|                                                                            | M91                       | M92        | M920       | M921     | M93        | M930      | M931      | M94        | M940       | M941      | M95        | M96        | M97        | M980       | M980       | Total        |  |  |  |       |
| Apartment                                                                  | 13                        | 11         | 10         |          | 25         | 5         | 3         | 42         | 23         | 3         | 9          | 21         | 7          | 7          | 7          | 179          |  |  |  |       |
| Apt/Retail/SubDivision                                                     | 20                        | 11         | 8          |          | 17         | 2         |           | 15         | 30         | 1         | 17         | 15         | 6          | 11         | 153        |              |  |  |  |       |
| Arena / Stadium                                                            |                           |            |            |          |            |           |           | 1          |            |           |            |            |            |            |            | 1            |  |  |  |       |
| Campsite                                                                   | 1                         |            |            |          |            |           |           |            |            |           |            |            |            |            |            | 1            |  |  |  |       |
| Elementary school                                                          |                           |            | 2          |          |            |           |           |            | 1          |           |            |            |            |            |            | 3            |  |  |  |       |
| Health care provider office                                                | 2                         |            |            |          | 1          |           |           | 1          | 1          |           |            |            | 1          |            |            | 6            |  |  |  |       |
| High school                                                                | 1                         |            |            |          |            |           |           |            |            |           |            |            |            |            |            | 1            |  |  |  |       |
| Hospital/Clinic                                                            |                           |            |            |          |            |           |           | 1          |            |           |            |            | 1          |            |            | 2            |  |  |  |       |
| Hotel/ Motel                                                               |                           |            |            |          | 1          |           |           |            |            |           |            |            |            |            |            | 1            |  |  |  |       |
| Middle school                                                              |                           |            | 1          |          | 1          | 1         |           |            |            |           |            |            |            |            |            | 5            |  |  |  |       |
| Mobile home                                                                | 7                         | 14         | 5          | 1        | 2          | 2         |           | 6          | 1          |           | 5          | 8          | 2          | 4          | 4          | 57           |  |  |  |       |
| Nursing home                                                               | 4                         | 1          | 1          |          |            |           |           | 1          | 3          |           | 2          | 4          |            | 1          |            | 17           |  |  |  |       |
| Nursing Home/Asst Living/SNF                                               | 1                         |            |            |          |            |           |           | 1          | 1          |           |            |            |            |            |            | 3            |  |  |  |       |
| Other                                                                      | 1                         | 2          | 2          |          |            |           |           | 2          |            | 1         | 1          |            | 1          |            |            | 11           |  |  |  |       |
| Other ambulatory health services establishments                            | 1                         |            | 1          |          | 4          |           |           | 1          | 1          |           |            |            |            |            |            | 8            |  |  |  |       |
| Other paved roadways                                                       |                           |            |            |          |            |           |           |            |            |           |            |            |            |            | 1          | 1            |  |  |  |       |
| Other specified industrial and construction area                           |                           |            |            |          |            |           |           | 1          | 1          |           | 1          |            |            |            |            | 3            |  |  |  |       |
| Other specified public building                                            | 2                         | 2          | 1          |          | 2          |           |           |            | 2          |           | 1          |            | 2          |            |            | 12           |  |  |  |       |
| Other specified sports and athletic area                                   |                           |            |            |          |            |           |           |            |            |           |            |            |            |            | 1          | 1            |  |  |  |       |
| Prison                                                                     |                           |            |            |          |            |           |           |            | 2          |           |            |            | 7          |            |            | 9            |  |  |  |       |
| Private commercial establishments                                          | 7                         | 9          | 7          |          | 3          | 3         |           | 7          | 1          | 1         | 3          | 5          | 1          | 5          |            | 52           |  |  |  |       |
| Private garage of single-family (private) house                            | 1                         | 2          |            |          | 1          |           |           | 2          |            |           |            |            |            |            |            | 6            |  |  |  |       |
| Public administrative building                                             |                           | 1          |            |          | 1          |           |           |            | 1          |           |            |            |            |            |            | 3            |  |  |  |       |
| Public park                                                                |                           |            |            |          |            |           |           |            |            |           |            |            | 1          |            |            | 1            |  |  |  |       |
| Religious institution                                                      |                           |            |            |          |            |           |           | 1          | 1          |           |            |            |            |            |            | 2            |  |  |  |       |
| School / Childcare Facility                                                | 1                         | 1          |            |          | 1          |           |           |            | 1          |           |            | 1          | 1          |            |            | 6            |  |  |  |       |
| Single-family non-institutional (private) house                            |                           |            |            |          |            | 31        |           |            |            | 8         |            | 153        | 86         | 57         |            | 335          |  |  |  |       |
| Single-family non-institutional (private) house                            | 116                       | 116        | 105        | 5        | 130        |           | 20        | 83         | 89         |           | 134        |            |            |            |            | 798          |  |  |  |       |
| Sports and athletics area as the place of occurrence of the external cause |                           |            |            |          |            |           |           |            |            |           |            |            |            |            |            | 1            |  |  |  |       |
| Station - Walk-ins                                                         |                           |            |            |          |            |           |           | 1          | 1          |           |            |            |            |            |            | 4            |  |  |  |       |
| Street and Highway                                                         | 27                        | 21         | 18         | 1        | 36         | 27        | 5         | 16         | 12         |           | 15         | 19         | 14         | 37         |            | 248          |  |  |  |       |
| Unspecified non-institutional (private) residence                          | 18                        | 3          | 19         |          | 12         |           | 2         | 13         | 12         |           | 6          | 4          | 3          |            |            | 92           |  |  |  |       |
| Unspecified residential institution                                        |                           |            |            |          | 3          | 1         |           |            | 2          |           | 1          | 3          | 1          |            |            | 11           |  |  |  |       |
| Unspecified school                                                         |                           |            |            |          |            |           |           |            |            |           | 1          |            |            |            |            | 1            |  |  |  |       |
| <b>Total</b>                                                               | <b>221</b>                | <b>196</b> | <b>180</b> | <b>7</b> | <b>240</b> | <b>72</b> | <b>31</b> | <b>195</b> | <b>186</b> | <b>14</b> | <b>195</b> | <b>240</b> | <b>135</b> | <b>122</b> | <b>122</b> | <b>2,034</b> |  |  |  |       |



Division 11 Harris County Emerg Corps

# 911 STATISTICS REPORT FOR PERIOD 01-01-22 to 01-31-22

2/1/2022 6:10:11 PM Page 12 of 22

| LOCATION                                                                   | INCIDENT LOCATION BY SHIFT |            |            |            |              |           |              |
|----------------------------------------------------------------------------|----------------------------|------------|------------|------------|--------------|-----------|--------------|
|                                                                            | A - Shift                  | B - Shift  | C - Shift  | D - Shift  | Total        | A - Shift | Total        |
| Apartment                                                                  | 46                         | 42         | 50         | 41         | 179          |           | 179          |
| Apt/Retail/SubDivision                                                     | 42                         | 37         | 39         | 35         | 153          |           | 153          |
| Arena / Stadium                                                            |                            | 1          |            |            | 1            |           | 1            |
| Campsite                                                                   |                            |            | 1          |            | 1            |           | 1            |
| Elementary school                                                          | 2                          |            |            | 1          | 3            |           | 3            |
| Health care provider office                                                |                            | 3          | 2          | 1          | 6            |           | 6            |
| High school                                                                |                            |            | 1          |            | 1            |           | 1            |
| Hospital/Clinic                                                            | 1                          |            | 1          |            | 2            |           | 2            |
| Hotel/ Motel                                                               |                            |            | 1          |            | 1            |           | 1            |
| Middle school                                                              | 3                          |            | 1          | 1          | 5            |           | 5            |
| Mobile home                                                                | 13                         | 15         | 20         | 9          | 57           |           | 57           |
| Nursing home                                                               | 4                          | 6          | 1          | 6          | 17           |           | 17           |
| Nursing Home/Asst Living/SNF                                               | 1                          |            | 2          |            | 3            |           | 3            |
| Other                                                                      | 3                          | 1          | 1          | 6          | 11           |           | 11           |
| Other ambulatory health services establishments                            | 3                          |            | 4          | 1          | 8            |           | 8            |
| Other paved roadways                                                       | 1                          |            |            |            | 1            |           | 1            |
| Other specified industrial and construction area                           |                            | 3          |            |            | 3            |           | 3            |
| Other specified public building                                            | 6                          | 1          | 3          | 2          | 12           |           | 12           |
| Other specified sports and athletic area                                   |                            | 1          |            |            | 1            |           | 1            |
| Prison                                                                     | 2                          | 2          | 2          | 3          | 9            |           | 9            |
| Private commercial establishments                                          | 7                          | 17         | 21         | 7          | 52           |           | 52           |
| Private garage of single-family (private) house                            | 1                          | 3          | 2          |            | 6            |           | 6            |
| Public administrative building                                             |                            | 2          | 1          |            | 3            |           | 3            |
| Public park                                                                |                            |            |            | 1          | 1            |           | 1            |
| Religious institution                                                      |                            |            | 1          | 1          | 2            |           | 2            |
| School / Childcare Facility                                                | 1                          |            | 2          | 3          | 6            |           | 6            |
| Single-family non-institutional (private) house                            | 277                        | 235        | 313        | 308        | 1,133        |           | 1,133        |
| Sports and athletics area as the place of occurrence of the external cause | 1                          |            |            |            | 1            |           | 1            |
| Station - Walk-ins                                                         | 2                          | 2          |            |            | 4            |           | 4            |
| Street and Highway                                                         | 67                         | 64         |            | 61         | 192          |           | 192          |
| Street and highway                                                         |                            |            | 56         |            | 56           |           | 56           |
| Unspecified non-institutional (private) residence                          | 32                         | 28         | 7          | 25         | 92           |           | 92           |
| Unspecified residential institution                                        | 5                          | 3          | 3          |            | 11           |           | 11           |
| Unspecified school                                                         |                            |            | 1          |            | 1            |           | 1            |
| <b>Total</b>                                                               | <b>520</b>                 | <b>466</b> | <b>536</b> | <b>512</b> | <b>2,034</b> |           | <b>2,034</b> |



Division 11 Harris County Emerg Corps

# 911 STATISTICS REPORT FOR PERIOD 01-01-22 to 01-31-22

2/1/2022 6:10:11 PM Page 13 of 22

## PATIENT TRANSPORTS BY UNIT

| UNIT   | 01 | 02 | 03 | 04 | 05 | 06 | 07 | 08 | 09 | 10 | 11 | 12 | 13 | 14 | 15 | 16 | 17 | 18 | 19 | 20 | 21 | 22 | 23 | 24 | 25 | 26 | 27 | 28 | 29 | 30 | 31  | Total |
|--------|----|----|----|----|----|----|----|----|----|----|----|----|----|----|----|----|----|----|----|----|----|----|----|----|----|----|----|----|----|----|-----|-------|
| M91    | 5  | 7  | 4  | 6  | 4  | 4  | 7  | 5  | 5  | 5  | 4  | 6  | 4  | 5  | 5  | 6  | 4  | 3  | 4  | 4  | 4  | 2  | 6  | 6  | 3  | 5  | 6  | 3  | 2  | 3  | 6   | 143   |
| M92    | 4  | 3  | 3  | 3  | 7  | 5  | 6  | 1  | 3  | 7  | 3  | 4  | 7  | 6  | 1  | 5  | 3  | 4  | 6  | 6  | 2  | 5  | 4  | 3  | 1  | 4  | 3  | 5  | 3  | 5  | 125 |       |
| M920   | 1  | 6  | 5  | 4  | 4  | 6  | 3  | 3  | 5  | 4  | 2  | 7  | 5  | 5  | 3  | 4  | 3  | 2  | 4  | 2  | 2  | 2  | 4  | 2  | 2  | 5  | 2  | 3  | 2  | 5  | 112 |       |
| M921   |    |    |    |    |    |    | 4  |    |    |    |    |    |    |    |    |    |    |    |    |    |    |    |    |    |    |    |    |    |    |    | 6   |       |
| M93    | 8  | 6  | 6  | 6  | 5  | 6  | 6  | 5  | 6  | 3  | 3  | 4  | 6  | 7  | 4  | 6  | 7  | 4  | 5  | 4  | 5  | 3  | 4  | 5  | 3  | 4  | 5  | 3  | 4  | 5  | 155 |       |
| M930   | 4  | 2  | 2  | 2  | 2  | 2  | 4  | 1  | 4  | 1  | 1  | 2  | 0  | 3  | 2  | 1  | 2  | 3  | 1  | 1  | 0  | 2  | 2  | 3  | 4  |    |    |    |    | 0  | 43  |       |
| M931   | 0  |    |    |    |    | 4  | 2  | 3  | 0  |    |    |    |    |    |    |    |    |    |    |    |    |    |    |    | 2  | 4  | 4  |    |    |    | 19  |       |
| M94    | 3  | 7  | 4  | 5  | 7  | 4  | 5  | 4  | 4  | 7  | 4  | 5  | 6  | 6  | 6  | 4  | 5  | 5  | 3  | 4  | 2  | 3  | 3  | 2  | 4  | 4  | 5  | 3  | 3  | 2  | 132 |       |
| M940   | 3  | 6  | 4  | 2  | 2  | 2  | 6  | 2  | 3  | 7  | 0  | 5  | 4  | 4  | 4  | 4  | 3  | 4  | 3  | 3  | 4  | 3  | 4  | 2  | 1  | 5  | 4  | 3  | 3  | 2  | 106 |       |
| M941   | 3  |    |    |    |    | 2  | 2  |    |    |    |    |    |    |    |    |    |    |    |    |    |    |    |    |    |    |    |    |    |    |    | 8   |       |
| M95    | 4  | 2  | 5  | 3  | 2  | 3  | 1  | 3  | 6  | 5  | 4  | 3  | 8  | 4  | 2  | 5  | 3  | 6  | 4  | 6  | 2  | 5  | 4  | 1  | 3  | 2  | 3  | 5  | 2  | 3  | 113 |       |
| M96    | 3  | 6  | 7  | 5  | 6  | 7  | 6  | 5  | 4  | 5  | 5  | 6  | 7  | 6  | 3  | 5  | 5  | 9  | 2  | 7  | 5  | 5  | 6  | 5  | 2  | 6  | 6  | 2  | 4  | 7  | 163 |       |
| M97    | 5  | 5  | 3  | 2  | 4  | 1  | 1  | 3  | 0  | 5  | 1  | 3  | 4  | 4  | 1  | 2  | 1  | 3  | 3  | 4  | 2  | 2  | 1  | 3  | 4  | 2  | 5  | 2  | 1  | 1  | 78  |       |
| M980   | 2  | 4  | 2  | 3  | 1  | 2  | 4  | 2  | 4  | 2  | 2  | 2  | 2  | 2  | 3  | 1  | 2  | 4  | 3  | 1  | 0  | 2  | 2  | 1  | 2  | 1  | 2  | 1  | 3  | 4  | 62  |       |
| Totals | 41 | 52 | 47 | 40 | 46 | 45 | 51 | 38 | 40 | 51 | 29 | 47 | 53 | 53 | 32 | 44 | 40 | 46 | 36 | 41 | 30 | 34 | 39 | 34 | 28 | 41 | 44 | 38 | 28 | 36 | 41  | 1,265 |

## PATIENT TRANSPORTS BY SHIFT

| SHIFT     | 01 | 02 | 03 | 04 | 05 | 06 | 07 | 08 | 09 | 10 | 11 | 12 | 13 | 14 | 15 | 16 | 17 | 18 | 19 | 20 | 21 | 22 | 23 | 24 | 25 | 26 | 27 | 28 | 29 | 30 | 31  | Total |
|-----------|----|----|----|----|----|----|----|----|----|----|----|----|----|----|----|----|----|----|----|----|----|----|----|----|----|----|----|----|----|----|-----|-------|
| A - Shift | 17 |    |    |    | 41 | 16 | 32 | 7  |    |    |    |    |    | 50 | 7  | 37 | 2  |    |    |    |    | 31 | 7  | 25 | 5  |    |    |    | 32 | 7  | 316 |       |
| B - Shift | 24 | 10 |    |    |    | 35 | 6  | 33 | 5  | 5  | 5  |    |    | 25 | 7  | 38 | 2  |    |    |    |    |    | 32 | 9  | 23 | 5  |    |    |    | 34 | 288 |       |
| C - Shift | 42 | 4  | 4  | 36 | 9  |    |    |    | 46 | 5  | 39 | 3  |    |    |    | 44 | 3  | 35 | 3  |    |    |    |    |    | 36 | 8  | 33 | 5  |    |    | 351 |       |
| D - Shift |    |    | 43 | 4  | 37 | 4  |    |    |    | 24 | 8  | 50 | 3  |    |    |    |    | 33 | 6  | 27 | 3  |    |    |    |    | 36 | 5  | 23 | 4  |    | 310 |       |
| Totals    | 41 | 52 | 47 | 40 | 46 | 45 | 51 | 38 | 40 | 51 | 29 | 47 | 53 | 53 | 32 | 44 | 40 | 46 | 36 | 41 | 30 | 34 | 39 | 34 | 28 | 41 | 44 | 38 | 28 | 36 | 41  | 1,265 |



Division 11 Harris County Emerg Corps

# 911 STATISTICS REPORT FOR PERIOD 01-01-22 to 01-31-22

2/1/2022 6:10:11 PM Page 14 of 22

## TRANSPORT DESTINATION SUMMARY BY UNIT

| TRANSPORT DESTINATION                              | M91        | M92        | M920       | M921     | M93        | M930      | M931      | M94        | M940       | M941     | M95        | M96        | M97       | M980      | Total        |
|----------------------------------------------------|------------|------------|------------|----------|------------|-----------|-----------|------------|------------|----------|------------|------------|-----------|-----------|--------------|
| BEN TAUB HOSPITAL                                  | 1          |            |            |          | 1          |           |           | 2          | 1          |          |            |            |           |           | 5            |
| CHI ST LUKE VINTAGE                                | 4          |            | 3          |          | 13         | 6         | 2         | 2          |            |          | 1          | 22         | 1         | 4         | 58           |
| CHI ST LUKE'S MEDICAL CENTER                       | 1          |            |            |          |            |           |           | 1          | 1          |          |            |            |           |           | 3            |
| CHI ST LUKE'S VINTAGE                              | 9          | 2          |            |          | 16         | 1         | 2         | 1          |            |          | 2          | 23         |           | 2         | 58           |
| CHI ST LUKE'S WOODLANDS                            | 4          | 3          |            |          |            |           |           |            |            |          |            |            |           | 1         | 8            |
| HCA ER 247 WILLOWBROOK                             | 1          |            |            |          | 5          |           |           |            |            |          | 1          |            |           | 1         | 8            |
| HCA ER FALLCREEK                                   |            |            |            |          |            | 1         |           |            |            |          |            |            | 1         |           | 2            |
| HCA HOUSTON ER 277 CYFAIR                          |            | 2          | 1          |          | 3          |           |           | 1          |            |          |            |            |           | 1         | 5            |
| HCA HOUSTON HEALTHCARE NORTHWEST                   | 2          | 2          | 2          |          |            | 1         |           | 1          |            |          | 2          | 3          |           | 2         | 15           |
| HCA HOUSTON NORTH CYPRESS                          |            |            |            |          |            |           |           |            |            |          |            |            |           |           | 1            |
| HCA KINGWOOD MEDICAL CENTER                        | 4          | 2          |            |          | 1          |           |           |            | 3          |          |            |            | 2         | 1         | 12           |
| HOUSTON METHODIST EMERGENCY CARE CENTER SPRING     | 2          | 1          |            |          | 1          |           |           |            |            |          |            |            |           |           | 4            |
| HOUSTON METHODIST THE WOODLANDS                    |            |            |            |          |            |           |           |            |            |          |            |            |           |           | 4            |
| HOUSTON NW                                         | 36         | 11         | 6          | 1        | 13         | 7         |           | 1          |            |          | 1          | 16         | 3         | 10        | 182          |
| KINGWOOD EMERGENCY CENTER                          | 1          | 1          | 2          |          | 1          |           |           | 5          | 2          |          | 72         |            | 2         | 1         | 20           |
| KINGWOOD MEDICAL CENTER                            | 15         | 10         | 10         |          |            |           |           | 5          | 5          | 2        | 4          | 1          | 17        | 2         | 90           |
| LYNDON B JOHNSON GENERAL HOSPITAL                  | 6          | 11         | 20         |          | 2          | 3         | 1         | 8          | 10         | 2        | 1          | 3          | 6         | 7         | 80           |
| MEMORIAL HERMANN 24-HR EMERGENCY CARE              |            |            |            |          |            |           |           |            |            |          |            |            |           |           | 1            |
| MEMORIAL HERMANN GREATER HEIGHTS                   | 3          | 2          | 2          |          |            |           | 1         |            | 2          |          |            |            | 1         | 1         | 12           |
| MEMORIAL HERMANN HOSPITAL                          | 2          | 4          | 2          | 1        |            |           | 1         | 3          | 2          |          | 2          | 3          | 2         | 1         | 23           |
| MEMORIAL HERMANN NORTHEAST                         | 5          | 50         | 41         | 4        |            | 1         |           | 70         | 61         | 2        | 9          | 1          | 27        | 13        | 284          |
| MEMORIAL HERMANN SUMMER CREEK EMERGENCY DEPARTMENT | 1          |            | 1          |          | 2          |           |           | 2          | 3          |          | 5          | 4          | 8         | 2         | 19           |
| MEMORIAL HERMANN WOODLANDS                         | 3          | 1          | 6          |          | 2          |           |           | 1          |            |          | 1          |            |           | 4         | 26           |
| METHODIST HOSPITAL                                 | 1          | 1          | 1          |          |            |           |           |            | 2          |          | 1          |            |           |           | 6            |
| METHODIST WILLOWBROOK                              | 40         | 8          | 6          |          | 85         | 18        | 12        | 1          | 1          |          | 2          | 79         | 1         | 7         | 260          |
| METHODIST WOODLANDS HOSPITAL                       | 7          | 1          | 3          |          |            |           |           | 1          |            |          | 6          |            |           |           | 18           |
| ST JOSEPH'S HOSPITAL                               | 1          |            |            |          |            |           |           |            |            |          |            |            |           |           | 3            |
| ST LUKE'S SPRING VILLAGE                           | 1          |            |            |          | 1          |           |           |            |            |          |            |            |           |           | 1            |
| ST LUKE'S THE WOODLANDS                            |            |            |            |          |            |           |           |            |            |          |            |            |           |           | 1            |
| TEXAS CHILDRENS - WEST CAMPUS                      | 1          | 3          | 2          |          |            | 1         |           |            |            |          |            | 1          |           |           | 1            |
| TEXAS CHILDRENS HOSPITAL                           | 13         | 2          | 2          |          | 6          | 2         |           | 1          |            |          | 4          | 5          | 2         | 1         | 36           |
| TEXAS CHILDRENS THE WOODLANDS CAMPUS               |            |            |            |          | 3          | 2         |           |            |            |          |            |            |           |           | 5            |
| TOMBALL REGIONAL HOSPITAL                          |            |            |            |          |            |           |           |            | 1          |          |            | 1          | 2         | 1         | 5            |
| VETERANS AFFAIRS MEDICAL CENTER                    |            |            |            |          |            |           |           |            |            |          |            |            |           |           | 5            |
| <b>Totals</b>                                      | <b>143</b> | <b>125</b> | <b>112</b> | <b>6</b> | <b>155</b> | <b>43</b> | <b>19</b> | <b>132</b> | <b>106</b> | <b>8</b> | <b>113</b> | <b>163</b> | <b>78</b> | <b>62</b> | <b>1,265</b> |



Division 11 Harris County Emerg Corps

# 911 STATISTICS REPORT FOR PERIOD 01-01-22 to 01-31-22

2/1/2022 6:10:11 PM Page 15 of 22

HH:MM:SS \* All units assigned to a response that went enroute in district, NO mutual aid responses

| Location Name                                      | AVERAGE HOSPITAL TO IN-SERVICE TIME |                  |                  |                        |
|----------------------------------------------------|-------------------------------------|------------------|------------------|------------------------|
|                                                    | Transports                          | Average Duration | Longest Duration | Total Time At Hospital |
| BEN TAUB HOSPITAL                                  | 5                                   | 00:45:24         | 01:58:17         | 03:47:04               |
| CHI ST LUKE VINTAGE                                | 58                                  | 00:34:57         | 01:02:51         | 09:47:35               |
| CHI ST LUKE'S MEDICAL CENTER                       | 3                                   | 00:33:42         | 00:51:38         | 01:41:06               |
| CHI ST LUKE'S VINTAGE                              | 58                                  | 00:34:34         | 01:26:38         | 09:24:55               |
| CHI ST LUKE'S WOODLANDS                            | 8                                   | 00:42:29         | 01:04:21         | 05:39:59               |
| HCA ER 247 WILLOWBROOK                             | 8                                   | 00:17:49         | 00:26:02         | 02:22:39               |
| HCA ER FALLCREEK                                   | 2                                   | 00:33:35         | 00:40:43         | 01:07:11               |
| HCA HOUSTON ER 277 CYPRESS                         | 5                                   | 00:20:28         | 00:31:22         | 01:42:22               |
| HCA HOUSTON HEALTHCARE NORTHWEST                   | 15                                  | 00:37:18         | 01:19:55         | 08:42:14               |
| HCA HOUSTON NORTH CYPRESS                          | 1                                   | 00:33:54         | 00:33:54         | 00:33:54               |
| HCA KINGWOOD MEDICAL CENTER                        | 12                                  | 00:37:39         | 01:00:36         | 07:31:56               |
| HOUSTON METHODIST EMERGENCY CARE CENTER SPRING     | 4                                   | 00:20:51         | 00:28:29         | 01:23:24               |
| HOUSTON METHODIST THE WOODLANDS                    | 4                                   | 00:41:42         | 00:45:16         | 02:46:50               |
| HOUSTON NW                                         | 182                                 | 00:37:44         | 02:40:56         | 18:28:57               |
| KINGWOOD EMERGENCY CENTER                          | 20                                  | 00:51:26         | 02:06:32         | 17:08:49               |
| KINGWOOD MEDICAL CENTER                            | 90                                  | 00:38:14         | 01:51:23         | 09:22:09               |
| LYNDON B. JOHNSON GENERAL HOSPITAL                 | 80                                  | 00:34:33         | 01:17:48         | 22:04:53               |
| MEMORIAL HERMANN 24-HR EMERGENCY CARE              | 1                                   | 00:35:29         | 00:35:29         | 00:35:29               |
| MEMORIAL HERMANN GREATER HEIGHTS                   | 12                                  | 01:10:36         | 02:34:22         | 14:07:12               |
| MEMORIAL HERMANN HOSPITAL                          | 23                                  | 00:35:28         | 00:57:38         | 13:36:03               |
| MEMORIAL HERMANN NORTHEAST                         | 284                                 | 00:41:48         | 03:01:26         | 05:54:53               |
| MEMORIAL HERMANN SUMMER CREEK EMERGENCY DEPARTMENT | 19                                  | 00:20:24         | 00:42:11         | 06:27:49               |
| MEMORIAL HERMANN WOODLANDS                         | 26                                  | 00:42:17         | 01:51:59         | 18:19:22               |
| METHODIST HOSPITAL                                 | 6                                   | 00:41:40         | 00:51:07         | 04:10:03               |
| METHODIST WILLOWBROOK                              | 260                                 | 00:41:30         | 02:57:19         | 11:52:54               |
| METHODIST WOODLANDS HOSPITAL                       | 18                                  | 00:55:04         | 02:38:17         | 16:31:17               |
| ST JOSEPH'S HOSPITAL                               | 3                                   | 00:50:58         | 01:43:27         | 02:32:54               |
| ST LUKE'S SPRING VILLAGE                           | 1                                   | 00:17:44         | 00:17:44         | 00:17:44               |
| ST LUKES THE WOODLANDS                             | 1                                   | 00:29:50         | 00:29:50         | 00:29:50               |
| TEXAS CHILDRENS - WEST CAMPUS                      | 1                                   | 00:15:10         | 00:15:10         | 00:15:10               |
| TEXAS CHILDRENS HOSPITAL                           | 9                                   | 00:28:08         | 00:39:53         | 04:13:18               |
| TEXAS CHILDRENS THE WOODLANDS CAMPUS               | 36                                  | 00:27:14         | 00:50:11         | 16:20:31               |
| TOMBALL REGIONAL HOSPITAL                          | 5                                   | 00:40:07         | 01:00:09         | 03:20:37               |
| VETERANS AFFAIRS MEDICAL CENTER                    | 5                                   | 00:25:52         | 00:32:36         | 02:09:20               |
| <b>Totals</b>                                      | <b>1,265</b>                        |                  |                  |                        |



Division 11 Harris County Emerg Corps

# 911 STATISTICS REPORT FOR PERIOD 01-01-22 to 01-31-22

2/1/2022 6:10:11 PM Page 16 of 22

| NO TRANSPORT DISPOSITION |           | M91       | M92       | M920     | M921      | M93       | M930      | M931      | M94       | M940     | M941      | M95       | M96       | M97       | M980      | Total      |
|--------------------------|-----------|-----------|-----------|----------|-----------|-----------|-----------|-----------|-----------|----------|-----------|-----------|-----------|-----------|-----------|------------|
| Accidental Activation    |           |           |           |          |           | 2         | 1         | 1         |           |          |           |           |           | 1         |           | 5          |
| Alternative Disposition  |           |           |           |          |           |           |           |           |           |          |           |           | 1         |           |           | 1          |
| Call Cancelled           | 6         | 1         |           | 1        | 1         | 2         | 1         | 1         | 5         | 1        |           | 4         | 3         | 2         |           | 27         |
| Call Cancelled,Disregard |           |           |           |          |           |           |           |           |           |          |           |           |           |           | 1         | 1          |
| Call Complete            | 2         | 5         | 1         | 1        | 1         | 1         | 1         | 1         | 1         | 3        |           |           | 2         | 1         | 3         | 20         |
| Call Reassigned          | 3         | 7         | 8         | 1        | 1         | 5         | 2         | 1         | 7         | 2        | 1         | 5         | 4         | 1         | 3         | 50         |
| Call Referred            | 9         | 3         | 5         | 5        | 2         | 6         | 2         | 2         | 5         | 2        | 2         | 1         | 4         | 3         | 2         | 46         |
| Call Unfounded           | 1         | 3         | 1         | 1        | 1         | 1         | 1         |           | 5         |          |           | 2         |           | 2         | 2         | 18         |
| Death on Scene           | 6         | 3         | 5         | 7        | 7         | 7         | 3         | 3         | 3         | 7        |           | 1         | 3         | 1         |           | 36         |
| Disregard                | 9         | 7         | 7         | 7        | 5         | 5         | 2         | 2         | 5         | 3        |           | 9         | 4         | 4         | 4         | 61         |
| Disregard by Alarm Co    |           |           |           |          |           |           |           |           |           | 1        |           |           | 1         |           |           | 2          |
| Fire - Call Complete     | 1         | 1         | 1         | 1        | 1         | 1         |           |           | 1         | 4        |           |           |           | 3         |           | 11         |
| Fire - False Alarm       |           |           |           |          |           |           |           |           |           |          |           |           |           | 1         |           | 1          |
| Fire - Fire Extinguished |           |           |           |          |           |           |           |           |           |          |           |           |           | 1         |           | 1          |
| No Medical               | 1         | 2         | 4         | 4        | 4         | 4         | 4         |           |           | 5        | 1         | 5         | 7         | 2         | 5         | 40         |
| No Patient Contact       | 1         | 2         | 1         | 1        | 4         | 4         |           | 1         |           |          |           | 2         | 2         | 1         | 2         | 14         |
| Patient Gone on Arrival  | 1         | 1         | 1         | 3        | 3         |           |           |           |           | 3        |           |           |           |           |           | 8          |
| Public Assist Only       | 1         |           |           |          |           |           | 1         |           |           |          |           |           |           |           |           | 3          |
| Refusal AIMA             | 28        | 37        | 36        | 1        | 45        | 20        | 6         | 6         | 36        | 52       | 4         | 54        | 44        | 28        | 33        | 424        |
| Refusal Parental         | 2         | 2         | 1         | 1        | 4         | 4         | 2         | 1         | 1         | 3        |           | 4         | 4         | 5         | 4         | 33         |
| Unspecified              | 19        | 9         | 13        | 82       | 4         | 96        | 40        | 16        | 75        | 94       | 8         | 92        | 83        | 59        | 10        | 88         |
| <b>Totals</b>            | <b>89</b> | <b>83</b> | <b>82</b> | <b>4</b> | <b>96</b> | <b>40</b> | <b>16</b> | <b>75</b> | <b>94</b> | <b>8</b> | <b>92</b> | <b>83</b> | <b>59</b> | <b>69</b> | <b>69</b> | <b>890</b> |



Division 11 Harris County Emerg Corps

# 911 STATISTICS REPORT FOR PERIOD 01-01-22 to 01-31-22

2/1/2022 6:10:11 PM Page 17 of 22

## INCIDENT DISPOSITION SUMMARY BY UNIT

| INCIDENT DISPOSITION     | M91        | M92        | M920       | M921     | M93        | M930      | M931      | M94        | M940       | M941      | M95        | M96        | M97        | M980       | Total        |
|--------------------------|------------|------------|------------|----------|------------|-----------|-----------|------------|------------|-----------|------------|------------|------------|------------|--------------|
| Accidental Activation    |            |            |            |          | 2          | 1         | 1         |            |            |           |            |            | 1          |            | 5            |
| Alternative Disposition  |            |            |            |          |            |           |           |            |            |           |            | 1          |            |            | 1            |
| Call Cancelled           | 5          | 1          |            |          | 1          | 1         | 1         | 5          | 1          |           | 5          | 3          | 3          |            | 26           |
| Call Cancelled,Disregard |            |            |            |          |            |           |           |            |            |           |            |            |            | 1          | 1            |
| Call Complete            | 142        | 124        | 111        | 5        | 152        | 39        | 16        | 131        | 99         | 7         | 109        | 161        | 77         | 62         | 1,235        |
| Call Reassigned          | 1          | 1          |            |          | 1          | 1         |           |            |            |           |            | 1          |            |            | 5            |
| Call Referred            | 9          | 3          | 4          |          | 6          |           | 2         | 4          | 2          | 2         | 1          | 4          | 3          | 2          | 42           |
| Call Unfounded           | 1          | 3          | 1          |          | 1          | 1         |           | 4          |            |           | 2          |            | 2          | 2          | 17           |
| Clear Hospital           |            |            | 1          |          |            |           |           |            |            |           |            |            |            |            | 1            |
| Death on Scene           | 6          | 3          | 5          |          | 6          |           |           | 3          | 7          |           | 1          | 3          | 1          |            | 35           |
| Disregard                | 9          | 7          | 7          |          | 4          | 2         | 2         | 5          | 3          |           | 9          | 4          | 4          | 4          | 60           |
| Disregard by Alarm Co    |            |            |            |          |            |           |           |            | 1          |           |            | 1          |            |            | 2            |
| Fire - Call Complete     | 1          | 1          | 1          |          | 1          |           |           | 1          | 4          |           |            |            | 3          |            | 11           |
| Fire - False Alarm       |            |            |            |          |            |           |           |            |            |           |            |            | 1          |            | 1            |
| Fire - Fire Extinguished |            |            |            |          |            |           |           |            |            |           |            |            | 1          |            | 1            |
| No Medical               | 1          | 2          | 3          |          | 4          | 3         |           |            | 5          | 1         | 5          | 7          | 2          | 5          | 38           |
| No Patient Contact       | 1          | 2          | 1          |          | 4          |           | 1         |            |            |           | 2          | 2          | 1          | 2          | 14           |
| Patient Gone on Arrival  | 1          | 1          |            |          | 3          |           |           |            | 4          |           |            |            |            |            | 9            |
| Public Assist Only       | 1          |            |            |          |            | 1         |           |            |            |           | 1          |            |            |            | 3            |
| Refusal AMA              | 28         | 36         | 36         | 1        | 45         | 20        | 6         | 36         | 52         | 4         | 54         | 45         | 29         | 33         | 425          |
| Refusal Parental         | 2          | 2          |            | 1        | 4          | 2         | 1         | 1          | 3          |           | 4          | 4          | 5          | 4          | 33           |
| Unspecified              | 14         | 10         | 10         |          | 6          | 1         | 1         | 5          | 5          |           | 4          | 4          | 2          | 7          | 69           |
| <b>Totals</b>            | <b>221</b> | <b>196</b> | <b>180</b> | <b>7</b> | <b>240</b> | <b>72</b> | <b>31</b> | <b>195</b> | <b>186</b> | <b>14</b> | <b>195</b> | <b>240</b> | <b>135</b> | <b>122</b> | <b>2,034</b> |





Division 11 Harris County Emerg Corps

# 911 STATISTICS REPORT FOR PERIOD 01-01-22 to 01-31-22

2/1/2022 6:10:11 PM Page 18 of 22

## MUTUAL AID PROVIDED BY YOUR DISTRICT

| Incident ID | Date       | Time     | Shift | Unit | Problem                | Provided To       | Map       | Call Disposition      |
|-------------|------------|----------|-------|------|------------------------|-------------------|-----------|-----------------------|
| 22-01-00176 | 01/01/2022 | 16:05:54 | B     | M97  | 6D4 RESPIRATORY        | Atascocita FD     | 376M      | CALL COMPLETE         |
| 22-01-00199 | 01/01/2022 | 18:58:09 | B     | M94  | UNCONSCIOUS PARTY      | HC-Agency Unknown | 375K      | CALL COMPLETE         |
| 22-01-00759 | 01/04/2022 | 20:10:34 | C     | M97  | MOTOR VEHICLE ACCIDENT | Atascocita FD     | 377A      | NO PATIENT CONTACT    |
| 22-01-01071 | 01/06/2022 | 15:32:13 | A     | M97  | 21D05M MEDICAL CALL    | Atascocita FD     | 377J      | CALL COMPLETE         |
| 22-01-01373 | 01/08/2022 | 10:21:46 | A     | M940 | FALLS                  | HC-Agency Unknown | 335Y      | CALL COMPLETE         |
| 22-01-01558 | 01/09/2022 | 01:34:03 | A     | M97  | MEDICAL ALARM          | Atascocita FD     | 377J      | ACCIDENTAL ACTIVATION |
| 22-01-01692 | 01/09/2022 | 16:50:59 | B     | M97  | 25B03W PSYCHIATRIC     | Atascocita FD     | 376M      | CALL COMPLETE         |
| 22-01-03434 | 01/19/2022 | 14:55:33 | D     | M94  | RESPIRATORY            | HC-Agency Unknown | 375C      | CALL COMPLETE         |
| 22-01-03459 | 01/19/2022 | 17:08:39 | D     | M96  | 12D02 SEIZURES         | Cypress Creek FD  | 329Y      | CALL COMPLETE         |
| 22-01-03506 | 01/19/2022 | 21:48:32 | D     | M980 | 26C02 MEDICAL CALL     | Manvel EMS        | 652G      | CALL COMPLETE         |
| 22-01-03962 | 01/22/2022 | 22:45:01 | A     | M97  | 26A05 MEDICAL CALL     | HC-Agency Unknown | NOT FOUND | REFUSAL AMA           |
| 22-01-04742 | 01/27/2022 | 14:50:12 | D     | M93  | 21B01M MEDICAL CALL    | Northwest EMS     | 288Q      | CALL OUT OF TERRITORY |
| 22-01-04932 | 01/28/2022 | 16:58:54 | C     | M97  | 4A01A ASSAULT          | Atascocita FD     | 377B      | CALL COMPLETE         |

Total Mutual Aid Responses Provided By Your District: 13



Division 11 Harris County Emerg Corps

# 911 STATISTICS REPORT FOR PERIOD 01-01-22 to 01-31-22

2/1/2022 6:10:11 PM Page 19 of 22

| CUMULATIVE TIME BY SHIFT - 01-01-22 to 01-31-22 |          |                  |          |           |          |          |
|-------------------------------------------------|----------|------------------|----------|-----------|----------|----------|
| SHIFT                                           | INCIDENT | ENROUTE TO SCENE | ONSCENE  | TRANSPORT | HOSPITAL | STAGING  |
| A - Shift                                       | 21:01:34 | 02:13:31         | 06:07:00 | 03:19:25  | 08:01:45 | 00:03:57 |
| B - Shift                                       | 18:17:35 | 02:09:51         | 05:15:08 | 03:12:07  | 06:21:14 | 00:05:13 |
| C - Shift                                       | 23:10:17 | 02:16:21         | 06:08:26 | 04:04:35  | 09:21:21 | 00:04:41 |
| D - Shift                                       | 22:01:55 | 02:14:30         | 06:13:47 | 03:16:00  | 08:22:47 | 00:04:06 |

| CUMULATIVE TIME BY UNIT - 01-01-22 to 01-31-22 |          |                  |          |           |          |          |
|------------------------------------------------|----------|------------------|----------|-----------|----------|----------|
| SHIFT                                          | INCIDENT | ENROUTE TO SCENE | ONSCENE  | TRANSPORT | HOSPITAL | STAGING  |
| M91                                            | 10:06:12 | 01:03:38         | 02:17:54 | 01:21:32  | 04:08:09 | 00:02:43 |
| M92                                            | 08:13:45 | 00:23:00         | 02:15:36 | 01:13:55  | 03:06:52 | 00:01:11 |
| M920                                           | 07:22:52 | 00:22:11         | 02:04:18 | 01:12:15  | 03:05:38 | 00:01:27 |
| M921                                           | 00:08:49 | 00:01:04         | 00:02:00 | 00:01:41  | 00:03:58 | 00:00:00 |
| M93                                            | 09:15:37 | 01:04:59         | 02:19:20 | 01:16:06  | 03:19:32 | 00:02:06 |
| M930                                           | 03:00:52 | 00:10:31         | 00:20:29 | 00:14:35  | 01:02:19 | 00:00:37 |
| M931                                           | 01:03:24 | 00:03:16         | 00:07:55 | 00:06:02  | 00:09:41 | 00:00:00 |
| M94                                            | 08:11:07 | 00:20:50         | 02:04:22 | 01:11:45  | 03:19:07 | 00:01:52 |
| M940                                           | 07:11:31 | 00:21:15         | 02:08:18 | 01:04:11  | 02:22:54 | 00:01:08 |
| M941                                           | 00:11:43 | 00:01:09         | 00:02:56 | 00:01:52  | 00:05:34 | 00:00:00 |
| M95                                            | 07:11:48 | 00:23:44         | 02:11:13 | 01:04:30  | 02:17:17 | 00:01:56 |
| M96                                            | 10:20:23 | 01:03:34         | 03:08:33 | 01:22:25  | 04:06:10 | 00:02:07 |
| M97                                            | 05:04:14 | 00:16:24         | 01:09:42 | 00:23:20  | 02:00:33 | 00:00:59 |
| M980                                           | 04:09:00 | 00:18:33         | 01:07:40 | 00:17:54  | 01:11:17 | 00:01:49 |



Division 11 Harris County Emerg Corps

# 911 STATISTICS REPORT FOR PERIOD 01-01-22 to 01-31-22

## CALL TAKING INCIDENTS SUMMARY BY SHIFT - 01-01-22 to 01-31-22

| Call Taker          | A - Shift  | B - Shift  | C - Shift  | D - Shift  | Total        |
|---------------------|------------|------------|------------|------------|--------------|
| Adam, Estela        | 13         |            | 3          | 15         | 31           |
| Barber, Jane        |            | 6          | 13         | 5          | 24           |
| Barber, Jane P      |            | 9          | 8          |            | 17           |
| Barney, Pat         | 31         | 25         | 4          | 10         | 70           |
| Bates, Jennifer     |            | 19         | 28         |            | 47           |
| Carpenter, James    |            |            | 7          |            | 7            |
| Carpenter, Kelli    | 15         |            |            | 30         | 45           |
| Charles, Lauren     | 19         | 38         | 22         | 28         | 107          |
| Cordova, Carlos     | 6          | 13         | 11         | 9          | 39           |
| Davis, Tammie       | 22         |            |            |            | 22           |
| Gaitan, Katherine   | 58         | 27         | 32         | 48         | 165          |
| Garnier, William    | 14         | 4          | 7          | 7          | 32           |
| Gonzalez, Alvaro    | 12         | 16         | 5          | 14         | 47           |
| Harris, Precious    | 27         | 9          | 36         | 44         | 116          |
| Harrison, Kearstyn  | 48         | 37         | 40         | 30         | 155          |
| Hernandez, Angelina |            | 17         | 29         | 45         | 91           |
| Jackson, Landen     | 3          |            |            |            | 3            |
| Martinez, Michelle  | 17         | 24         | 1          |            | 42           |
| Osorio, Tara        | 25         | 56         | 34         | 37         | 152          |
| Parks, Jessica      |            | 2          | 3          |            | 5            |
| Posada, Alejandro   | 27         | 17         | 11         | 14         | 69           |
| Rodriguez, Jennifer | 34         | 10         | 47         | 6          | 97           |
| Ruiz, Ashley        | 31         | 25         | 61         | 57         | 174          |
| Saenz, Riva         | 10         | 17         | 7          | 24         | 58           |
| Schmidt, Amy        | 2          | 17         | 14         | 3          | 36           |
| Scott, Robert T     | 31         | 18         | 5          | 13         | 67           |
| Silva, Jimmy        | 2          |            | 6          | 5          | 13           |
| Taylor, Ray         | 4          | 4          |            | 2          | 10           |
| Tran, Celeste       | 21         |            | 20         |            | 41           |
| Turner, Shenekia    | 5          | 25         | 7          | 43         | 80           |
| Walls, Moraya       | 43         | 30         | 75         | 24         | 172          |
| <b>Total</b>        | <b>520</b> | <b>465</b> | <b>536</b> | <b>513</b> | <b>2,034</b> |



Division 11 Harris County Emerg Corps

# 911 STATISTICS REPORT FOR PERIOD 01-01-22 to 01-31-22

2/1/2022 6:10:11 PM Page 21 of 22

## CALL TAKING TIME AVERAGES SUMMARY BY SHIFT - 01-01-22 to 01-31-22

| Call Taker          | A - Shift | B - Shift | C - Shift | D - Shift |
|---------------------|-----------|-----------|-----------|-----------|
| Adam, Estela        | 00:03:35  |           | 00:02:15  | 00:02:06  |
| Barber, Jane        |           | 00:05:01  | 00:03:47  | 00:04:35  |
| Barber, Jane P      |           | 00:06:08  | 00:07:24  |           |
| Barney, Pat         | 00:04:03  | 00:04:30  | 00:04:21  | 00:05:05  |
| Bates, Jennifer     |           | 00:06:54  | 00:06:10  |           |
| Carpenter, James    |           |           | 00:04:48  |           |
| Carpenter, Kelli    | 00:05:14  |           |           | 00:04:04  |
| Charles, Lauren     | 00:04:56  | 00:03:41  | 00:03:55  | 00:04:14  |
| Cordova, Carlos     | 00:06:16  | 00:06:59  | 00:05:28  | 00:06:40  |
| Davis, Tammie       | 00:05:36  |           |           |           |
| Gaitan, Katherine   | 00:05:21  | 00:06:50  | 00:06:01  | 00:05:30  |
| Garner, William     | 00:05:03  | 00:02:58  | 00:04:23  | 00:02:56  |
| Gonzalez, Alvaro    | 00:02:45  | 00:03:33  | 00:05:09  | 00:03:36  |
| Harris, Precious    | 00:06:31  | 00:05:30  | 00:07:40  | 00:06:58  |
| Harrison, Kearslyn  | 00:06:26  | 00:05:44  | 00:05:48  | 00:05:54  |
| Hernandez, Angelina |           | 00:06:10  | 00:06:10  | 00:06:02  |
| Jackson, Landen     | 00:04:03  |           |           |           |
| Martinez, Michelle  | 00:06:02  | 00:05:40  | 00:06:29  |           |
| Osorio, Tara        | 00:05:36  | 00:05:00  | 00:05:23  | 00:05:05  |
| Parks, Jessica      |           | 00:03:47  | 00:02:51  |           |
| Posada, Alejandro   | 00:06:47  | 00:06:27  | 00:06:01  | 00:05:38  |
| Rodriguez, Jennifer | 00:03:27  | 00:03:42  | 00:03:34  | 00:04:29  |
| Ruiz, Ashley        | 00:04:31  | 00:04:26  | 00:03:46  | 00:03:44  |
| Saenz, Riva         | 00:05:21  | 00:04:56  | 00:04:32  | 00:04:48  |
| Schmidt, Amy        | 00:02:10  | 00:03:44  | 00:04:37  | 00:02:18  |
| Scott, Robert T     | 00:03:50  | 00:04:20  | 00:01:35  | 00:03:10  |
| Silva, Jimmy        | 00:00:29  |           | 00:01:05  | 00:01:10  |
| Taylor, Ray         | 00:01:33  | 00:03:28  |           | 00:02:35  |
| Tran, Celeste       | 00:04:11  |           | 00:04:07  |           |
| Turner, Shemekia    | 00:04:03  | 00:04:44  | 00:03:06  | 00:05:19  |
| Walls, Moraya       | 00:06:13  | 00:05:51  | 00:05:36  | 00:05:36  |



Division 11 Harris County Emerg Corps

# 911 STATISTICS REPORT FOR PERIOD 01-01-22 to 01-31-22

2/1/2022 6:10:11 PM Page 22 of 22

## CUMULATIVE CALL TAKING TIME SUMMARY BY SHIFT - 01-01-22 to 01-31-22

| Call Taker          | A - Shift | B - Shift | C - Shift | D - Shift |
|---------------------|-----------|-----------|-----------|-----------|
| Adam, Estela        | 00:46:42  |           | 00:06:46  | 00:31:38  |
| Barber, Jane        |           | 00:30:08  | 00:49:17  | 00:22:56  |
| Barber, Jane P      |           | 00:55:18  | 00:59:16  |           |
| Barney, Pat         | 02:05:50  | 01:52:39  | 00:17:25  | 00:50:55  |
| Bates, Jennifer     |           | 02:11:10  | 02:52:47  |           |
| Carpenter, James    |           |           | 00:33:36  |           |
| Carpenter, Keili    | 01:18:32  |           |           | 02:02:14  |
| Charles, Lauren     | 01:33:54  | 02:20:15  | 01:26:16  | 01:58:38  |
| Cordova, Carlos     | 00:37:36  | 01:30:56  | 01:00:08  | 01:00:04  |
| Davis, Tammie       | 02:03:27  |           |           |           |
| Gaitan, Katherine   | 05:10:54  | 03:04:36  | 03:12:35  | 04:24:12  |
| Garner, William     | 01:10:47  | 00:11:52  | 00:30:41  | 00:20:34  |
| Gonzalez, Alvaro    | 00:33:09  | 00:56:51  | 00:25:45  | 00:50:34  |
| Harris, Precious    | 02:55:57  | 00:49:32  | 04:36:30  | 05:06:58  |
| Harrison, Kearnstyn | 05:09:17  | 03:32:12  | 03:52:33  | 02:57:07  |
| Hernandez, Angelina |           | 01:45:06  | 02:58:53  | 04:31:44  |
| Jackson, Landen     | 00:12:11  |           |           |           |
| Martinez, Michelle  | 01:42:37  | 02:16:13  | 00:06:29  |           |
| Osorio, Tara        | 02:20:13  | 04:40:53  | 03:03:06  | 03:08:39  |
| Parks, Jessica      |           | 00:07:34  | 00:08:34  |           |
| Posada, Alejandro   | 03:03:18  | 01:49:42  | 01:06:12  | 01:19:01  |
| Rodriguez, Jennifer | 01:57:34  | 00:37:00  | 02:47:53  | 00:26:58  |
| Ruiz, Ashley        | 02:20:02  | 01:51:14  | 03:50:32  | 03:32:51  |
| Saenz, Riva         | 00:53:31  | 01:23:58  | 00:31:47  | 01:55:14  |
| Schmidt, Amy        | 00:04:20  | 01:03:40  | 01:04:50  | 00:06:53  |
| Scott, Robert T     | 01:58:52  | 01:18:14  | 00:07:58  | 00:41:19  |
| Silva, Jimmy        | 00:00:58  |           | 00:06:36  | 00:05:53  |
| Taylor, Ray         | 00:06:12  | 00:13:52  |           | 00:05:10  |
| Tran, Celeste       | 01:28:01  |           | 01:22:20  |           |
| Turner, Shemekia    | 00:20:16  | 01:55:34  | 00:21:44  | 03:48:48  |
| Walls, Moraya       | 04:27:35  | 02:55:49  | 07:01:14  | 02:14:29  |

# HCEC Reserve Program Update

Reserves by Certification

January 2021

|              |          | Hours Volunteered this month        | Hours Volunteered Cumulative 2021 To-date |
|--------------|----------|-------------------------------------|-------------------------------------------|
| EMT-P        | 1        |                                     |                                           |
| AEMT         | 1        |                                     |                                           |
| EMT-B        | 2        |                                     |                                           |
| <b>Total</b> | <b>4</b> | Operation: 142<br>Administrative: 2 | <b>144</b>                                |

Notes:

- Have received several new applications.
- Two interviews scheduled in February.

**HARRIS COUNTY EMERGENCY SERVICES CORPS  
BUDGET VS ACTUAL  
Month and Year to Date Ending 12/31/2021**

|                                                  | December              |                     | 2021YTD               |                      | % Variance           |                     |              |
|--------------------------------------------------|-----------------------|---------------------|-----------------------|----------------------|----------------------|---------------------|--------------|
|                                                  | Actual                | Budget              | Variance              | Actual               |                      | Budget              | \$ Variance  |
| <b>REVENUE</b>                                   |                       |                     |                       |                      |                      |                     |              |
| Ambulance Services, Net                          | \$ 1,160,006          | \$ 1,636,518        | \$ (476,512)          | \$ 22,781,166        | \$ 19,638,220        | \$ 3,142,946        | 16.0%        |
| Dispatch Services                                | \$ 31,698             | \$ 31,856           | \$ (158)              | \$ 414,680           | \$ 382,268           | \$ 32,412           | 8.5%         |
| Special Events                                   | \$ 59,965             | \$ 82,907           | \$ (22,941)           | \$ 1,173,672         | \$ 994,880           | \$ 178,792          | 18.0%        |
| Training and Education                           | \$ 225                | \$ 2,500            | \$ (2,275)            | \$ 13,609            | \$ 30,000            | \$ (16,391)         | (54.6%)      |
| Grant/Deployment Revenue                         | \$ 8,039              | \$ -                | \$ 8,039              | \$ 179,020           | \$ -                 | \$ 179,020          | 0.0%         |
| Misc/Investment Revenue                          | \$ 6,984              | \$ 4,123            | \$ 2,862              | \$ 109,709           | \$ 49,472            | \$ 60,237           | 121.8%       |
| <b>TOTAL REVENUE</b>                             | <b>\$ 1,266,917</b>   | <b>\$ 1,757,904</b> | <b>\$ (490,986)</b>   | <b>\$ 24,671,856</b> | <b>\$ 21,094,840</b> | <b>\$ 3,577,017</b> | <b>17.0%</b> |
| <b>EXPENSES</b>                                  |                       |                     |                       |                      |                      |                     |              |
| Payroll                                          | \$ 1,936,409          | \$ 1,023,142        | \$ 913,266            | \$ 14,420,623        | \$ 12,277,706        | \$ 2,142,917        | 17.5%        |
| Business Expenses                                | \$ 42,082             | \$ 21,342           | \$ 20,741             | \$ 211,048           | \$ 256,100           | \$ (45,052)         | (17.6%)      |
| Books/Subscriptions/Memberships                  | \$ (4,054)            | \$ 1,399            | \$ (5,453)            | \$ 16,766            | \$ 16,790            | \$ (24)             | (0.1%)       |
| Computer Support                                 | \$ 36,491             | \$ 33,125           | \$ 3,366              | \$ 422,629           | \$ 397,500           | \$ 25,129           | 6.3%         |
| Contract Services                                | \$ 45,015             | \$ 42,833           | \$ 2,182              | \$ 549,953           | \$ 514,000           | \$ 35,953           | 7.0%         |
| Depreciation/Amortization                        | \$ 47,814             | \$ -                | \$ 47,814             | \$ 481,579           | \$ -                 | \$ 481,579          | 0.0%         |
| Education/Tuition                                | \$ 4,407              | \$ 6,683            | \$ (2,276)            | \$ 66,548            | \$ 80,200            | \$ (13,652)         | (17.0%)      |
| Fuel                                             | \$ 11,720             | \$ 17,500           | \$ (5,780)            | \$ 251,831           | \$ 210,000           | \$ 41,831           | 19.9%        |
| Furniture/Equipment, Non-Capital                 | \$ 10,730             | \$ 11,638           | \$ (909)              | \$ 129,377           | \$ 139,660           | \$ (10,283)         | (7.4%)       |
| Employee-Related Expenses                        | \$ 39,184             | \$ 17,250           | \$ 21,934             | \$ 201,534           | \$ 207,000           | \$ (5,466)          | (2.6%)       |
| Insurance                                        | \$ 247,215            | \$ 237,785          | \$ 9,430              | \$ 3,096,830         | \$ 2,853,424         | \$ 243,407          | 8.5%         |
| Marketing                                        | \$ 110                | \$ 1,250            | \$ (1,140)            | \$ 16,122            | \$ 15,000            | \$ 1,122            | 7.5%         |
| Med Supp/Oxygen/Emergency                        | \$ 32,896             | \$ 50,250           | \$ (17,354)           | \$ 542,339           | \$ 603,000           | \$ (60,661)         | (10.1%)      |
| Office Supplies/Consumables                      | \$ 2,810              | \$ 7,583            | \$ (4,773)            | \$ 91,732            | \$ 91,000            | \$ 732              | 0.8%         |
| Printing/Mailing                                 | \$ 72                 | \$ 583              | \$ (511)              | \$ 6,265             | \$ 7,000             | \$ (735)            | (10.5%)      |
| Rents/Rentals                                    | \$ 55,316             | \$ 55,182           | \$ 135                | \$ 649,726           | \$ 662,182           | \$ (12,456)         | (1.9%)       |
| Repair/Maintenance                               | \$ 56,688             | \$ 31,000           | \$ 25,688             | \$ 460,473           | \$ 372,000           | \$ 88,473           | 23.8%        |
| Travel/Meetings                                  | \$ 8,051              | \$ 17,333           | \$ (9,282)            | \$ 160,280           | \$ 208,000           | \$ (47,720)         | (22.9%)      |
| Uniforms                                         | \$ 13,256             | \$ 9,812            | \$ 3,444              | \$ 137,518           | \$ 117,750           | \$ 19,768           | 16.8%        |
| Utilities/Telecommunication                      | \$ 35,240             | \$ 28,833           | \$ 6,406              | \$ 461,690           | \$ 346,000           | \$ 115,689          | 33.4%        |
| <b>TOTAL EXPENSES</b>                            | <b>\$ 2,621,452</b>   | <b>\$ 1,614,523</b> | <b>\$ 1,006,927</b>   | <b>\$ 22,374,863</b> | <b>\$ 19,374,312</b> | <b>\$ 3,000,550</b> | <b>15.5%</b> |
| <b>CHANGES IN NET ASSETS BEFORE GAINS/LOSSES</b> | <b>\$ (1,354,535)</b> | <b>\$ 143,381</b>   | <b>\$ (1,497,913)</b> | <b>\$ 2,296,993</b>  | <b>\$ 1,720,528</b>  | <b>\$ 576,467</b>   | <b>33.5%</b> |
| Gains/Losses                                     | \$ -                  | \$ -                | \$ -                  | \$ 109,417           | \$ -                 | \$ 109,417          | 0.0%         |
| <b>CHANGES IN NET ASSETS</b>                     | <b>\$ (1,354,535)</b> | <b>\$ 143,381</b>   | <b>\$ (1,497,913)</b> | <b>\$ 2,406,410</b>  | <b>\$ 1,720,528</b>  | <b>\$ 685,884</b>   | <b>39.9%</b> |

For Internal Management Use Only

**HARRIS COUNTY EMERGENCY CORPS.  
STATEMENT OF FINANCIAL POSITION  
As of 12/31/2021**

|                                         | 11/30/2021           | 12/31/2021           |
|-----------------------------------------|----------------------|----------------------|
| <b>ASSETS</b>                           |                      |                      |
| <i>Current Assets</i>                   |                      |                      |
| Cash and Cash Equivalents               | \$ 9,076,158         | \$ 8,203,412         |
| Accounts Receivable, Net                | \$ 7,732,146         | \$ 7,066,923         |
| Prepays                                 | \$ 302,479           | \$ 240,245           |
| Other Assets - Short Term               | \$ -                 | \$ -                 |
| <b>Total Current Assets</b>             | <b>\$ 17,110,783</b> | <b>\$ 15,510,580</b> |
| <i>Fixed Assets</i>                     |                      |                      |
| Furniture & Equipment                   | \$ 2,102,997         | \$ 2,102,997         |
| Software                                | \$ 925,508           | \$ 925,508           |
| Vehicles                                | \$ 2,108,888         | \$ 2,108,888         |
| Leasehold Improvements                  | \$ 670,775           | \$ 670,775           |
| Work in Process                         | \$ 15,657            | \$ 15,657            |
| Buildings                               | \$ 578,859           | \$ 578,859           |
| Land & Land Improvements                | \$ 593,075           | \$ 593,075           |
| Customer Accounts                       | \$ 331,655           | \$ 331,655           |
| Accumulated Depreciation/Amortization   | \$ (4,564,985)       | \$ (4,612,800)       |
| <b>Total Fixed Assets</b>               | <b>\$ 2,762,429</b>  | <b>\$ 2,714,614</b>  |
| <i>Other Assets</i>                     |                      |                      |
| Security Deposits                       | \$ 2,048,145         | \$ 2,051,458         |
| Deferred Loss on Lease Term - Long Term | \$ -                 | \$ -                 |
| <b>TOTAL ASSETS</b>                     | <b>\$ 21,921,357</b> | <b>\$ 20,276,652</b> |
| <b>LIABILITIES &amp; EQUITY</b>         |                      |                      |
| <i>Liabilities</i>                      |                      |                      |
| Accounts Payable                        | \$ 137,588           | \$ 285,999           |
| Payroll                                 | \$ 896,361           | \$ 479,894           |
| NP - BBVA - Short Term                  | \$ -                 | \$ -                 |
| Other Liabilities Short Term            | \$ 243,823           | \$ 221,710           |
| <b>Total Current Liabilities</b>        | <b>\$ 1,277,772</b>  | <b>\$ 987,603</b>    |
| <i>Long Term Liabilities</i>            |                      |                      |
| NP - BBVA Long Term                     | \$ -                 | \$ -                 |
| Long Term Liabilities                   | \$ -                 | \$ -                 |
| <b>Total Liabilities</b>                | <b>\$ 1,277,772</b>  | <b>\$ 987,603</b>    |
| <i>Net Assets</i>                       |                      |                      |
| Unrestricted Net Assets                 | \$ 16,882,638        | \$ 16,882,638        |
| Change in Net Assets                    | \$ 3,760,947         | \$ 2,406,412         |
| <b>Total Net Assets</b>                 | <b>\$ 20,643,585</b> | <b>\$ 19,289,050</b> |
| <b>TOTAL LIABILITIES &amp; EQUITY</b>   | <b>\$ 21,921,357</b> | <b>\$ 20,276,653</b> |

*For Internal Management Use Only*



**CERTIFICATE FOR ORDER**

**THE STATE OF TEXAS**  
**COUNTY OF HARRIS**  
**HARRIS COUNTY EMERGENCY SERVICES DISTRICT NO. 1**

§  
§  
§

I, the undersigned Secretary of the Board of Commissioners (the "Board") of Harris County Emergency Services District No. 1 (the "District"), hereby certify as follows:

1. The Board convened in regular session, open to the public, on the 28<sup>th</sup> day of February, 2022, at a regular meeting place thereof, and the roll was called of the members of the Board, to-wit:

|                  |                     |
|------------------|---------------------|
| Cathy Sunday     | President           |
| Shirley Reed     | Vice President      |
| Virginia Bazan   | Secretary           |
| Fred A. Scibuola | Treasurer           |
| Pete Serna       | Assistant Treasurer |

All members of the Board were present except Commissioners Bazan and Reed, thus constituting a quorum. Whereupon, among other business, the following was transacted at such meeting:

**ORDER DECLARING UNOPPOSED CANDIDATES ELECTED TO OFFICE AND  
CANCELING ELECTION**

was duly introduced for the consideration of the Board. It was then duly moved and seconded that such Order be adopted; and, after due discussion, such motion, carrying with it the adoption of said Order, prevailed and carried by the following vote:

**AYES:**        3                          **NOES:**        0    

2. A true, full, and correct copy of the aforesaid Order adopted at the meeting described in the above and foregoing paragraph is attached to and follows this Certificate; such Order has been duly recorded in said Board's minutes of such meeting; the above and foregoing paragraph is a true, full, and correct excerpt from the Board's minutes of such meeting pertaining to the adoption of such Order; the persons named in the above and foregoing paragraph are the duly chosen, qualified, and acting officers and members of the Board as indicated therein; each of the officers and members of the Board was duly and sufficiently notified officially and personally, in advance of the time, place, and purpose of such meeting and that such Order would be introduced and considered for adoption at such meeting and each of such officers and members consented, in advance, to the holding of such meeting for such purpose; such meeting was open to the public, as required by law, and public notice of the time, place and purpose of such meeting was given as required by Chapter 551, Texas Government Code.

SIGNED AND SEALED the 28<sup>th</sup> day of February, 2022.



Secretary, Board of Commissioners  
T. P. S. S. S. S.

**ORDER DECLARING UNOPPOSED CANDIDATES  
ELECTED TO OFFICE AND CANCELING ELECTION**

THE STATE OF TEXAS §  
COUNTY OF HARRIS §  
HARRIS COUNTY EMERGENCY SERVICES DISTRICT NO. 1 §

WHEREAS, Radcliffe Bobbitt Adams Polley PLLC, the Attorney and designated agent (the "Designated Agent") for Harris County Emergency Services District No. 1 (the "District"), is the authority responsible for having the official ballot prepared for the District's May 7, 2022 Commissioners Election (the "Election"); and

WHEREAS, the filing deadline for placement on the ballot for the Election was 5:00 p.m. on February 18, 2022 and the filing deadline for placement on the list of approved write-in candidates for the Election was 5:00 p.m. on February 22, 2022; and

WHEREAS, pursuant to the provisions of Section 2.052, Texas Election Code, as amended, the Designated Agent has certified in writing to the Board of Commissioners (the "Board") of the District that the candidates to be listed on the ballot for the Election are unopposed; for example, only one candidate's name will appear on the ballot for each open position and no candidate's name will be placed on an approved list of write-in candidates for the office of Commissioner of the District; and

WHEREAS, pursuant to the provisions of Section 2.053, Texas Election Code, as amended, the Board of the District is required to declare unopposed candidates elected to office.

**NOW, THEREFORE, BE IT ORDERED BY THE BOARD OF COMMISSIONERS OF HARRIS COUNTY EMERGENCY SERVICES DISTRICT NO. 1, THAT:**

Section 1: The Board of the District hereby declares the following unopposed candidates to be elected to the office of Commissioner of the District:

Cathy Sunday  
Shirley P. Reed  
Virginia Bazan

Each candidate declared elected to office shall serve until the biennial commissioners election in the year 2026, or until his/her successor has been duly elected or appointed and has qualified.

Section 2: Each candidate declared elected to office under this Order shall enter into the duties of his/her office and shall begin to serve his/her term of office after May 7, 2022, and upon posting bond in the amount of \$10,000, taking the constitutional oath of office, and acceptance of the bond and oath of office by the District's Board.

Section 3: Pursuant to the provisions of Section 2.053(b), Texas Election Code, as amended, the Election shall not be held. A copy of this Order shall be posted on Election Day at each polling place that would have been used in the Election.

Section 4: The President and Secretary of the District's Board and the Designated Agent are hereby authorized and directed to take any action necessary to carry out the provisions of this Order.

WITNESS OUR HANDS AND THE SEAL OF THE DISTRICT this 28<sup>th</sup> day of February, 2022.

  
\_\_\_\_\_  
President, Board of Commissioners

ATTEST:

  
\_\_\_\_\_  
Secretary, Board of Commissioners  
Treasurer

(DISTRICT SEAL)




**CERTIFICATE REGARDING UNOPPOSED CANDIDATES**

Radcliffe Bobbitt Adams Polley PLLC, the Attorney and designated agent for Harris County Emergency Services District No. 1 (the "District") of Harris County, Texas and the authority responsible for having the official ballot prepared for the District's May 7, 2022 Commissioners Election (the "Election"), does hereby certify that the candidates to be listed on the ballot for the Election are unopposed; for example, only one candidate's name will appear on the ballot for each open position and no candidate's name will be placed on an approved list of write-in candidates for the office of commissioner of the District.

This certification is made pursuant to the requirements of Section 2.052, Texas Election Code, as amended, to enable the Board of Commissioners the District to adopt the Order Declaring Each Unopposed Candidate Elected to Office under the provisions of Section 2.053, Texas Election Code, as amended.

EXECUTED this 28<sup>th</sup> day of February, 2022.

RADCLIFFE BOBBITT ADAMS POLLEY PLLC

By:   
Regina B. Adams  
Attorney for the District

**ORDEN PARA DECLARAR A LOS CANDIDATOS SIN Oponentes  
ELECTOS A SUS CARGOS Y PARA CANCELAR LA ELECCIÓN**

EL ESTADO DE TEXAS §  
CONDADO DE HARRIS §  
DISRITO DE SERVICIOS DE EMERGENCIA NRO. 1 DEL CONDADO DE HARRIS §

EN VISTA DE QUE, Radcliffe Bobbitt Adams Polley PLLC, el abogado y agente designado (el "Agente Designado") para el Distrito de Servicios de Emergencia Nro. 1 Del Condado de Harris (el "Distrito") es la autoridad responsable de hacer preparar la boleta oficial de votación para la Elección de Comisionados del Distrito del 7 de mayo de 2022 (la "Elección"); y

EN VISTA DE QUE la fecha límite de presentación de solicitud para ser colocado en la boleta de votación para la Elección fue a las 5:00 p.m. del 18 de febrero de 2022, y la fecha límite de presentación de solicitud para ser colocado en la lista de candidatos aprobados por escrito para la Elección fue a las 5:00 p.m. del 22 de febrero de 2022; y

EN VISTA DE QUE, en conformidad con las disposiciones de la Sección 2.052 del Código Electoral de Texas y sus enmiendas, el Agente Designado ha certificado por escrito a la Junta de Comisionados (la "Junta") del Distrito que los candidatos que han de colocarse en la boleta de votación de la Elección no tienen oponentes; por ejemplo, únicamente el nombre de un solo candidato aparecerá en la boleta de votación para cada posición abierta y no habrá ningún nombre de candidato en una lista de candidatos por escrito aprobados para el cargo de Comisionados del Distrito; y

EN VISTA DE QUE, en conformidad con las disposiciones de la Sección 2.053 del Código Electoral de Texas y sus enmiendas, la Junta del Distrito debe declarar electos a los cargos a los candidatos sin oponentes.

**AHORA, POR LO TANTO, LA JUNTA DE COMISIONADOS DEL DISRITO DE  
SERVICIOS DE EMERGENCIA NRO. 1 DEL CONDADO DE HARRIS ORDENA QUE:**

Sección 1: Por la presente, la Junta del Distrito declara electos al cargo de Comisionados del Distrito a los siguientes candidatos sin oponentes:

Cathy Sunday  
Shirley P. Reed  
Virginia Bazan

Cada candidato declarado electo al cargo fungirá hasta la elección bienal de comisionados en el año 2026, o hasta que su sucesor haya sido electo o designado debidamente y cumpla con los requisitos.

Sección 2: Cada candidato declarado electo al cargo bajo esta Orden asumirá las responsabilidades de su cargo y comenzará su mandato después del 7 de mayo de 2022, y luego de haber puesto la fianza de garantía por la cantidad de \$10,000, de haber prestado el juramento constitucional al cargo, y luego de que la Junta del Distrito haya aceptado la fianza de garantía y el juramento.

Sección 3: En conformidad con las disposiciones de la sección 2.053(a) del Código Electoral de Texas, y sus enmiendas, la Elección no se llevará a cabo. Una copia de esta Orden será colocada el Día de Elección en cada lugar de votación que se hubiera utilizado en la Elección.

Sección 4: Por el presente se autoriza e instruye al Presidente y al Secretario de la Junta del Distrito y al Agente Designado para que tomen cualquier medida necesaria para implementar las disposiciones de esta Orden.

\* \* \* \* \*

**LỆNH TUYÊN BỐ CÁC ỨNG CỬ VIÊN KHÔNG CÓ ĐỐI THỦ TRANH CỬ  
TRÚNG CỬ VÀO VỊ TRÍ TRANH CỬ VÀ HỦY BỎ CUỘC BẦU CỬ**

TIÊU BANG TEXAS §  
QUẬN HARRIS §  
CƠ QUAN DỊCH VỤ KHẨN CẤP QUẬN HARRIS SỐ 1 §

XÉT THẤY RẰNG, Radcliffe Bobbitt Adams Polley PLLC, Luật Sư và đại diện được ủy quyền ("Đại Diện Được Ủy Quyền") cho Cơ Quan Dịch Vụ Khẩn Cấp Số 1 Quận Harris ("Cơ Quan"), là cơ quan chịu trách nhiệm chuẩn bị lá phiếu chính thức cho Cuộc Bầu Cử Các Ủy Viên ngày 7 tháng Năm, 2022 của Cơ Quan ("Cuộc Bầu Cử"); và

XÉT THẤY RẰNG, thời hạn chót nộp hồ sơ ghi tên tranh cử trên lá phiếu cho Cuộc Bầu Cử là 5 giờ chiều ngày 18 tháng Hai, 2022, và thời hạn chót nộp đơn xin ghi tên tranh cử trên danh sách các ứng cử viên ghi thêm đã được phê chuẩn cho Cuộc Bầu Cử này là 5 giờ chiều ngày 22 tháng Hai, 2022; và

XÉT THẤY RẰNG, chiếu theo các điều khoản quy định của Mục 2.052, Bộ Luật Bầu Cử Texas, bản tu chính, Cơ Quan Được Ủy Quyền này đã chứng nhận bằng văn bản với Ban Ủy Viên ("Ban Ủy Viên") Cơ Quan rằng các ứng cử viên sẽ được ghi tên trên lá phiếu cho Cuộc Bầu Cử không có đối thủ tranh cử; có nghĩa là chỉ có tên của một ứng cử viên duy nhất sẽ được ghi trên lá phiếu cho mỗi vị trí tuyển người và sẽ không có tên của ứng cử viên nào sẽ được ghi trong danh sách ứng cử viên ghi thêm đã phê chuẩn cho vị trí Ủy Viên Cơ Quan; và

XÉT THẤY RẰNG, chiếu theo các điều khoản quy định của Mục 2.053, Bộ Luật Bầu Cử Texas, bản tu chính, Ban Ủy Viên Cơ Quan phải tuyên bố các ứng cử viên không có đối thủ đã trúng cử vào chức vụ tranh cử.

**VÌ VẬY, BÂY GIỜ, BAN ỦY VIÊN CƠ QUAN DỊCH VỤ KHẨN CẤP QUẬN HARRIS SỐ 1, RA LỆNH:**

Mục 1: Ban Ủy Viên Cơ Quan theo đây tuyên bố các ứng cử viên không có đối thủ tranh cử sau đây đã trúng cử vào vị trí Ủy Viên Cơ Quan:

Cathy Sunday  
Shirley P. Reed  
Virginia Bazan

Mỗi ứng cử viên được tuyên bố trúng cử sẽ đảm trách nhiệm vụ cho tới cuộc bầu cử Ủy Viên hai năm một lần vào năm 2026, hoặc cho tới khi người kế nhiệm được bầu chọn hoặc bổ nhiệm hợp thức và hội đủ điều kiện.

Mục 2: Mỗi ứng cử viên được tuyên bố trúng cử theo Lệnh này sẽ nhậm chức và sẽ bắt đầu nhiệm kỳ sau ngày 7 tháng Năm, 2022, và sau khi nộp khoản bảo lãnh trị giá \$10,000, tuyên thệ nhậm chức theo hiến pháp, và được Ban Ủy Viên Cơ Quan chấp nhận khoản tiền bảo lãnh và lời tuyên thệ nhậm chức đó.

Mục 3: Chiếu theo các điều khoản quy định của Mục 2.053(b), Bộ Luật Bầu Cử Texas, bản tu chính, Cuộc Bầu Cử sẽ không được tổ chức. Một bản sao của Lệnh này sẽ được niêm yết vào Ngày Bầu Cử tại mỗi điểm bỏ phiếu lẽ ra sẽ sử dụng trong Cuộc Bầu Cử.

Mục 4: Chủ Tịch và Thư Ký Ban Ủy Viên Cơ Quan và Cơ Quan Được Ủy Quyền này theo đây



được phép và được chỉ thị thực hiện bất kỳ công việc nào cần thiết để thi hành các quy định của Lệnh này.

\* \* \* \* \*

關於宣佈無對手候選人當選和取消選舉的命令

TEXAS州 §  
HARRIS縣 §  
HARRIS郡緊急服務區第1區 §

鑑於，Harris County Emergency Services District No. 1（下稱「本區」）的法律代表及指定代理（下稱「指定代理」）Radcliffe Bobbitt Adams Polley PLLC負責製備本區2022年5月7日舉行的董事選舉（下稱「選舉」）的正式選票；以及

鑑於，申請選票席位截止日期為2022年2月18日下午5:00及提交經批准自填候選人名單的截止日期為2022年2月22日下午5:00；以及

鑑於，根據經修正之Texas州選舉法第2.052條的規定指定代理已經以書面形式向本區董事會（下稱「董事會」）證明，本次選舉選票上列印之候選人並無競爭對手，例如，每個待選職位的選票上僅列印一位候選人的姓名，本區董事職位之經批准自填候選人名單亦無人入列；以及

鑑於，根據經修正之Texas州選舉法第2.053條的規定，本區董事會必須

**故此，HARRIS郡緊急服務區第1區管理委員會現命令如下：**

**第1節：** 本區董事會宣佈以下無競爭候選人當選本區董事會公職：

Cathy Sunday  
Shirley P. Reed  
Virginia Bazan

宣佈當選的每位候選人任期至2026年舉行兩年一次的董事選舉為止，或者至正式選出或任命合格繼任者為止。

**第2節：** 由本命令宣佈當選的每位候選人應在2022年5月7日後到任，並在繳付10,000美元保證金、依憲法宣誓就職並經本區董事會接受其保證金和宣誓後，開始履行公務職責。

**第3節：** 根據經修正之Texas州選舉法第2.053(b)條的規定，選舉應予以取消。本命令的副本應在選舉日張貼於原定舉行選舉的各個投票點。

**第4節：** 現指示並授權本區董事會主席和秘書以及指定代理採取任何必要行動以貫徹本命令之各項條款。

\* \* \* \* \*