



Harris County Emergency Services District 1
2800 Aldine Bender Road
Houston, Texas 77032

**REGULAR BOARD MEETING
January 25, 2022
ROLL CALL OF COMMISSIONERS**

- CATHY SUNDAY, PRESIDENT**
- SHIRLEY REED, VICE PRESIDENT**
- FRED SCIBUOLA, TREASURER**
- VIRGINIA BAZAN, SECRETARY**
- PETE SERNA, ASSISTANT TREASURER**
- CARYN PAPANTONAKIS, LEGAL COUNSEL TO BOARD**
- MELISSA MORTON, CPA TO THE BOARD**

~~~~~

- JEREMY HYDE, HCEC PRESIDENT**
- HEATH WHITE, HCEC VP OF OPERATIONS**
- KEIR VERNON, HCEC VP OF ADMINISTRATION**
- MARK SMITH, HCEC GENERAL COUNSEL**

**Office: (281) 449-3131  
Fax: (281) 227-3335  
Email: [info@hcesd-1.org](mailto:info@hcesd-1.org)**





HARRIS COUNTY EMERGENCY SERVICES DISTRICT #1

BOARD OF COMMISSIONERS
REGULAR MEETING

Meeting Date: Tuesday, January 25, 2022 Location: 2800 Aldine Bender Road
Meeting Time: 9:00 a.m. Houston, Texas 77032
Posting Date: Wednesday, January 19, 2022

AGENDA

- 1. Call to order
2. Moment of Silence and Pledge of Allegiance
3. Roll Call of Commissioners
4. Adoption of agenda
5. Open Forum\*
6. Open Comments from the Board of Commissioners
7. Review and possibly approve all Meeting Minutes
8. Discuss and possibly approve the Morton Accounting Services' monthly report and authorize payment of bills
9. Possible action on The Morton Accounting Services' monthly report
10. Discuss and possibly approve renewal of insurance policy
11. Harris County Emergency Corps Report (JH)
12. Possible action on Harris County Emergency Corps Report
13. Adjourn to closed session
a. Meeting closed for the purposes to deliberate the appointment, employment, evaluation, reassignment, duties, discipline, or dismissal of a public employee, up to and including Commissioners, Executive Director, Director(s) and potential appointees to the Board of Commissioners - Tex. Gov't Code § 551.074(a) (1).
b. Confer with attorney re: pending or threatened litigation - Tex. Gov't Code § 551.071(1) (A).
c. Receive advice from attorney regarding legal issues - Tex. Gov't Code § 551.071(2).
d. Discussion regarding the purchase, exchange, lease, or value of real property - Tex. Gov't Code § 551.072.
14. Possible action on closed session
15. Announce next Board meeting
16. Adjourn

APPROVED
Document approved by Harris County ESD-1
Board of Commissioners
By a Majority Vote
on 1-25-22 (Date)
President of ESD-1 Secretary of ESD-1

HARRIS COUNTY EMERGENCY SERVICES
DISTRICT #1

Caryn Papantonakis
Attorney for the District



SEAL

\*Persons wishing to speak before the board may speak one time only and will be limited to 5 minutes per speaker

**SUPPLEMENTAL AGENDA  
HARRIS COUNTY EMERGENCY SERVICES DISTRICT NO. 1**

Notice is hereby given that the Board of Commissioners (the "Board") of Harris County Emergency Services District No. 1 (the "District") will hold a regular meeting, open to the public, on **TUESDAY, JANUARY 25, 2022**, at **9:00 a.m.** at **2800 Aldine Bender, Houston, Texas 77032**, outside the boundaries of the District, to consider and act upon the following matters:

**1. ELECTION AGENDA**

- a. Update on May 7, 2022 Commissioners Election matters, and take any necessary actions on same;
- b. Adopt Order Calling Commissioners Election scheduled for Saturday, May 7, 2022;
- c. Determine canvassing date for May 7, 2022 Commissioners Election;
- d. Approve Election Services Agreement and Joint Election Agreement with Harris County; and
- e. Authorize payment to Harris County for joint election costs.

\*\*\*\*\*



**ORDEN DEL DÍA COMPLEMENTARIA  
DISRITO DE SERVICIOS DE EMERGENCIA NRO. 1 DEL CONDADO DE HARRIS**

*Se notifica por el presente que la Junta de Comisionados (la "Junta") del Distrito de Servicios de Emergencia Nro. 1 del Condado de Harris (el "Distrito") llevará a cabo una asamblea ordinaria abierta al público el **MARTES 25 DE ENERO DE 2022** a las **09:00 a.m.** en **2800 Aldine Bender, Houston, Texas 77032**, fuera de los límites del Distrito para considerar y actuar sobre los siguientes asuntos:*

**1. ORDEN DEL DÍA REFERENTE A LA ELECCIÓN**

- a. *Actualización sobre los asuntos de la Elección de Comisionados del 7 de mayo de 2022 y adopción de cualquier medida necesaria en relación a la misma;*
- b. *Adoptar Orden para convocar Elección de Comisionados programada para el 7 de mayo de 2022;*
- c. *Determinar la fecha de escrutinio para la Elección de Comisionados del 7 de mayo de 2022;*
- d. *Aprobar el Acuerdo para elección conjunta con el Condado de Harris; y*
- e. *Autorizar el pago al Condado de Harris por los costos de la elección conjunta.*

\*\*\*\*\*

**APPROVED**  
Document approved by Harris County ESD-1  
Board of Commissioners  
By a Majority Vote  
on 1-25-22 (Date)  
   
President of ESD-1 Secretary of ESD-1

**BƠ SUNG CHƯƠNG TRÌNH NGHỊ SỰ  
CƠ QUAN DỊCH VỤ KHẨN CẤP SỐ 1 QUẬN HARRIS**

Theo đây, chúng tôi xin thông báo Ban Ủy Viên Điều Hành ("Ban Điều Hành") của Cơ Quan Dịch Vụ Khẩn Cấp Số 1 Quận Harris ("Cơ Quan") sẽ tổ chức một cuộc họp thường lệ và công khai vào **THỨ TƯ, ngày 25 tháng 1 năm 2022**, vào lúc **09 giờ sáng** tại **2800 Aldine Bender, Houston, Texas 77032**, bên ngoài phạm vi ranh giới của Cơ Quan, để xem xét và thực hiện các vấn đề sau đây:

**1. LỊCH TRÌNH NGHỊ SỰ**

- a. Cập nhật về các vấn đề trong Cuộc Bầu Cử Ủy Viên ngày 7 tháng Năm, 2022, và thực hiện bất kỳ công việc nào cần thiết để giải quyết các vấn đề đó;
- b. Thông qua Lệnh Yêu Cầu tổ chức Cuộc Bầu Cử Ủy Viên dự kiến diễn ra vào ngày 7 tháng Năm, 2022;
- c. Xác định ngày kiểm phiếu cho Cuộc Bầu Cử Ủy Viên ngày 7 tháng Năm, 2022;
- d. Phê chuẩn Thỏa Thuận Tổ Chức Bầu Cử Chung với Quận Harris; và
- e. Phê chuẩn việc chi trả cho Quận Harris về các khoản chi phí tổ chức bầu cử chung.


\*\*\*\*\*

**补充 選舉議程  
HARRIS 縣第 1 號緊急服務區**

特此公告市民中所有相關成員, Harris 縣第 1 號緊急服務區 ("行政區") 委員會成員 ("理事會") 將於 **2022 年 1 月 25 日, 星期二 9:00** 召開一般會議, 會議將對外開放, 在 **2800 Aldine Bender, Houston, Texas 77032** 舉行, 此行政區以外範圍, 此會議將審議并執行下列事項:

**1. 選舉議程**

- a. 通報 2022 年 5 月 7 日委員選舉事項的最新消息, 並就此採取必要行動;
- b. 採納關於舉行 2022 年 5 月 7 日合併選舉的命令;
- c. 確定 2022 年 5 月 7 日委員選舉的選票審核日期; 以及
- d. 批准與 Harris 縣的聯合選舉協議; 以及
- e. 授權向 Harris 縣支付聯合選舉費用.

  
Regina D. Adams  
Radcliffe Bobbitt Adams Polley PLLC  
Special Counsel



**THIS NOTICE OF MEETING IS INTENDED TO BE A SUPPLEMENTAL NOTICE FOR THE PURPOSE OF ADDING ADDITIONAL SUBJECTS TO THE AGENDA FOR SUCH MEETING WHICH HAS PREVIOUSLY BEEN POSTED IN ACCORDANCE WITH THE TEXAS OPEN MEETINGS ACT.**



APPROVED

Document approved by Harris County ESD-1

Board of Commissioners

By a Majority Vote

on 1-25-22 (Date)

  
President of ESD-1

  
Secretary of ESD-1

Harris County Emergency Services District 1

2800 Aldine Bender Road

Houston, Texas 77032

Page 1 of 2

**HARRIS COUNTY EMERGENCY SERVICES DISTRICT #1  
BOARD OF COMMISSIONERS  
REGULAR MEETING  
MINUTES – December 21, 2021**

1. **Call to Order:** Cathy Sunday called the meeting to order at 9:00 am.
2. **Moment of Silence and Pledge of Allegiance:** Cathy Sunday called for a moment of silence at 9:00 am followed by the Pledge of Allegiance at 9:01 am.
3. **Roll Call of Commissioners:** Present at call to order were HCESD-1 Commissioners, President Cathy Sunday, Vice President Shirley Reed (arrival at 9:15 am), Treasurer Fred Scibuola, Asst. Treasurer Pete Serna, Secretary Virginia Bazan and Melissa Morton with Morton Accounting Services along with Legal Counsel Caryn Papantonakis. Also present were Harris County Emergency Corps (HCEC) personnel: President Jeremy Hyde, Vice President of Operations Heath White, Vice President of Administration Keir Vernon, and Executive Administrative Asst. Michelle Sterling.
4. **Adoption of Agenda:** Fred Scibuola made a motion to adopt the agenda as presented. Motion carried.
5. **Open Forum:** Keir Vernon announced Jeremy Hyde's 10 years of service as President of HCEC.
6. **Open Comments from the Board of Commissioners:** Shirley Reed stated that the Gala was successful. HCEC provided an ambulance for show and also sponsored the food. The Christmas toy drive was held at HCEC yesterday by Ms. Reed.
7. **Review and possibly approve all Meeting Minutes:** Motion to approve all meeting minutes as presented was made by Pete Serna. Motion carried.
8. **Report from Building Committee:** Jeremy Hyde updated that he spoke to Spencer with AG/CM about future building projects and he said he'd be glad to assist. Bidding will have to take place as per usual business.
9. **Possible action on Building Committee report:** None
10. **Approve The Morton Accounting Services' monthly report and authorize payment of bills:** Melissa Morton gave the report as follows: At the beginning of November, the Harris County Emergency Services District No 1 (HCESD No 1) beginning Operating Fund Balance was \$7,950,583. During the month, HCESD No 1 received \$6,268,839 in revenue – the majority of which came from the county tax receipts. HCESD No 1 processed \$1,691,789 in disbursements during the month. 78% of this balance are payments to HCEC for monthly services (\$1,314,516). The ending balance as of November 30, 2021 is \$12,527,634. During November, the opening balance for the Texas Class investment account was \$3,569. We received \$0.04 in interest. The current interest rate is 0.0251%. The ending balance for November was \$3,569. The invoices pending board approval total \$1,274,358. Commissioners to get reimbursements to her by January. The audit will start in early March and she will spend January and February closing out the year. Motion to approve report and authorize payment of bills was made by Fred Scibuola. Motion carried.

[info@hcesd-1.org](mailto:info@hcesd-1.org)

Phone: 281-449-3131

Fax: 281-227-3335

11. **Possible action on The Morton Accounting Services' monthly report:** None.
12. **Discuss and possibly approve appropriation of funds received for construction loan:** Melissa Morton stated that funds are in Prosperity bank and are earning ~~.25%~~ <sup>Correction = 0.25%</sup> interest currently and she recommends keeping the funds there. Mr. Serna asked if funds should be separated into accounts to meet the FDIC requirements. Mrs. Morton said that is not needed as there is a pledge of collateral if funds go above the FDIC amounts. No motion needed.
13. **Harris County Emergency Corps Report:** HCEC report was given by Mr. Hyde as follows:
  - HCEC responded to 1949 911 calls this month, compared to 1882 in the previous month. Response time is 9:10.
  - HCEC is presenting our Trimester CE this month to all of our active medics.
  - HCEC participated in the Grandparents Raising Grandchildren Senior Gala. It was well attended and many people received a tour of our ambulance.
  - HCEC held its employee holiday party on December 9. We had approximately 125 attendees and it was a great success.
  - Vehicle Accidents: 0
  - Vehicle Maintenance Reports: 10
14. **Possible action on Harris County Emergency Corps Report:** None.
15. **Adjourn to closed session:** None.
16. **Possible action on closed session:** None.
17. **Announce next Board meeting:** The Regular Board of Commissioners meeting will be held on Tuesday, January 25, 2022 at 9:00 am.
18. **Adjourn:** Shirley Reed made a motion to adjourn. Motion carried. Meeting adjourned at 9:57 am.



**HCESD No 1 Monthly Financial Report Summary  
January Board Meeting  
Tuesday, January 25, 2022**

At the beginning of December, the Harris County Emergency Services District No 1 (HCESD No 1) beginning Operating Fund Balance was \$12,527,634. During the month, HCESD No 1 received \$6,098,828 in revenue – the majority of which came from the county tax receipts. HCESD No 1 processed \$1,374,358 in disbursements during the month. 97% of this balance are payments to HCEC for monthly services (\$1,328,654). The ending balance as of December 31, 2021 is \$17,252,103.

During December, the opening balance for the Texas Class investment account was \$3,569. We received \$0.04 in interest. The current interest rate is 0.026%. The ending balance for November was \$3,569. See page 3 for “Investment” Report.

The invoices pending board approval total \$826,309. See page 4 for “Unpaid Bills Detail” report.

**APPROVED**

Document approved by Harris County ESD-1  
Board of Commissioners  
By a Majority Vote

on 1-25-22 (Date)

  
President of ESD-1

  
Secretary of ESD-1



**Harris County ESD No 1  
General Operating Fund  
As of December 31, 2021**

**General Operating Fund**

**BEGINNING BALANCE:** 12,527,633.59

**REVENUE**

|                      |              |                            |                     |
|----------------------|--------------|----------------------------|---------------------|
| Deposits             | 6,096,001.30 | Tax and Receivable Revenue |                     |
| Interest             | 2,826.40     | Savings Interest           |                     |
| Interest             | 0.04         | Texpool Interest           |                     |
| <b>Total Revenue</b> |              |                            | <b>6,098,827.74</b> |

**DISBURSEMENTS**

|                            |                                |              |                            |
|----------------------------|--------------------------------|--------------|----------------------------|
| ACH                        | Caryn Papantonakis             | 6,000.00     | Legal                      |
| ACH                        | Cathy Sunday                   | 7,000.00     | Commissioner Reimbursement |
| ACH                        | Fred Scibuola                  | 300.00       | Commissioner Reimbursement |
| ACH                        | HCEC                           | 1,328,654.00 | Monthly Payment            |
| ACH                        | Virginia Bazan                 | 6,300.00     | Commissioner Reimbursement |
| ACH                        | Purvis Systems Inc             | 20,830.00    | Backup Comm                |
| ACH                        | Radcliffe Bobbitt Adams Polley | 885.65       | Legal                      |
| ACH                        | Oak Interactive LLC            | 450.00       | Website Maint              |
| ACH                        | The Morton Accounting Service  | 3,938.50     | CPA                        |
| <b>Total Disbursements</b> |                                |              | <b>1,374,358.15</b>        |

**ENDING BALANCE:** **17,252,103.18**

**12/31/2021**

| <b>LOCATION OF ASSETS</b>    | <b>Interest Rate</b> | <b>Balance</b>       |
|------------------------------|----------------------|----------------------|
| Prosperity Operating         |                      | 9,636.59             |
| Prosperity Money Mkt         | 0.2500%              | 17,238,897.51        |
| Texas Class                  | 0.0251%              | 3,569.08             |
| <b>Total Account Balance</b> |                      | <b>17,252,103.18</b> |

HARRIS COUNTY EMERGENCY SERVICES DISTRICT #1  
INVESTMENT REPORT  
December 1, 2021 to  
December 31, 2021

| <b>Transaction Date</b> |                       | <b>General Fund<br/>Texas Class</b> |
|-------------------------|-----------------------|-------------------------------------|
| 12/1/2021               | Beginning Balance     | \$ 3,569.04                         |
| Dec 2021                | Withdrawals           | -                                   |
| Dec 2021                | Deposits              | -                                   |
| Dec 2021                | Interest 0.0260%      | 0.04                                |
| <b>12/31/2021</b>       | <b>Ending Balance</b> | <b>\$ 3,569.08</b>                  |

The investments for the District for the period are in compliance with the Public Funds Investment Act, the District's investment policy and the District's investment strategy.

Investment Officer: \_\_\_\_\_



**Harris County ESD No. 1 - GOF**  
**Unpaid Bills Detail**  
As of January 23, 2022

| <u>Type</u>                                   | <u>Date</u> | <u>Num</u>      | <u>Memo</u>                                 | <u>Due Date</u> | <u>Open Balance</u> |
|-----------------------------------------------|-------------|-----------------|---------------------------------------------|-----------------|---------------------|
| <b>Caryn Papantonakis</b>                     |             |                 |                                             |                 |                     |
| Bill                                          | 01/11/2022  |                 | Legal Fees                                  | 01/21/2022      | 6,000.00            |
| Total Caryn Papantonakis                      |             |                 |                                             |                 | 6,000.00            |
| <b>Fred A Scibuola</b>                        |             |                 |                                             |                 |                     |
| Bill                                          | 01/18/2022  | Jan 22 Reimb    | Dec 2022 Reimbursement                      | 01/28/2022      | 600.00              |
| Total Fred A Scibuola                         |             |                 |                                             |                 | 600.00              |
| <b>HCEC</b>                                   |             |                 |                                             |                 |                     |
| Bill                                          | 12/31/2021  | 2481            | Dec 2021                                    | 01/10/2022      | 739,237.00          |
| Total HCEC                                    |             |                 |                                             |                 | 739,237.00          |
| <b>Interbelt North Business Owner's Asso.</b> |             |                 |                                             |                 |                     |
| Bill                                          | 12/31/2021  | 2021 Assessm... | Acct #314572 Annual Dues 2021               | 01/10/2022      | 5,642.07            |
| Bill                                          | 12/31/2021  | 2021 Assessm... | Acct #314573 Annual Dues 2021               | 01/10/2022      | 1,250.89            |
| Total Interbelt North Business Owner's Asso.  |             |                 |                                             |                 | 6,892.96            |
| <b>Oak Interactive, LLC</b>                   |             |                 |                                             |                 |                     |
| Bill                                          | 12/31/2021  | 13123           | Monthly Website Maintenance - Dec           | 01/10/2022      | 450.00              |
| Total Oak Interactive, LLC                    |             |                 |                                             |                 | 450.00              |
| <b>Radcliffe Bobbitt Adams Polley</b>         |             |                 |                                             |                 |                     |
| Bill                                          | 12/31/2021  | 213678          | Legal - Election and Litigation             | 01/10/2022      | 199.97              |
| Total Radcliffe Bobbitt Adams Polley          |             |                 |                                             |                 | 199.97              |
| <b>The Morton Accounting Services</b>         |             |                 |                                             |                 |                     |
| Bill                                          | 12/31/2021  | 2285            | December CPA Services                       | 01/10/2022      | 4,583.47            |
| Total The Morton Accounting Services          |             |                 |                                             |                 | 4,583.47            |
| <b>VFIS of Texas</b>                          |             |                 |                                             |                 |                     |
| Bill                                          | 01/12/2022  | 2022 - 90307    | HARC0-1 Insurance Coverage - 1/1/22 to 1... | 01/22/2022      | 68,346.00           |
| Total VFIS of Texas                           |             |                 |                                             |                 | 68,346.00           |
| <b>TOTAL</b>                                  |             |                 |                                             |                 | <b>826,309.40</b>   |

## Harris County ESD No. 1 - GOF Profit & Loss Budget vs. Actual January through December 2021

|                                                        | Jan - Dec 21  | Budget        | \$ Over Budget | % of Budget |
|--------------------------------------------------------|---------------|---------------|----------------|-------------|
| <b>Ordinary Income/Expense</b>                         |               |               |                |             |
| <b>Income</b>                                          |               |               |                |             |
| <b>41000 · Service Revenue</b>                         |               |               |                |             |
| 41100 · HCEC Ambulance Lease Revenue                   | 84,000.00     | 84,000.00     | 0.00           | 100.0%      |
| 41200 · HCEC Property Lease Revenue                    | 546,636.00    | 546,636.00    | 0.00           | 100.0%      |
| <b>Total 41000 · Service Revenue</b>                   | 630,636.00    | 630,636.00    | 0.00           | 100.0%      |
| <b>42000 · Tax Revenues</b>                            |               |               |                |             |
| 42100 · Penalty & Interest                             | 213,872.13    | 200,000.00    | 13,872.13      | 106.9%      |
| 42300 · Tax Revenue                                    | 13,534,590.41 | 18,001,680.00 | -4,467,089.59  | 75.2%       |
| <b>Total 42000 · Tax Revenues</b>                      | 13,748,462.54 | 18,201,680.00 | -4,453,217.46  | 75.5%       |
| <b>43000 · Other Income</b>                            |               |               |                |             |
| 43100 · Miscellaneous Income                           | 0.60          | 5,000.00      | -4,999.40      | 0.0%        |
| 43150 · Proceeds from Sale of Asset                    | 0.00          | 2,000.00      | -2,000.00      | 0.0%        |
| 43200 · Donations & Contributions                      | 8,415.87      | 7,200.00      | 1,215.87       | 116.9%      |
| 43700 · Interest Earned on Temp. Invest                | 36,902.05     | 75,000.00     | -38,097.95     | 49.2%       |
| <b>Total 43000 · Other Income</b>                      | 45,318.52     | 89,200.00     | -43,881.48     | 50.8%       |
| <b>Total Income</b>                                    | 14,424,417.06 | 18,921,516.00 | -4,497,098.94  | 76.2%       |
| <b>Gross Profit</b>                                    | 14,424,417.06 | 18,921,516.00 | -4,497,098.94  | 76.2%       |
| <b>Expense</b>                                         |               |               |                |             |
| <b>143502 · Commissions Paid from Levy</b>             | 118,931.90    | 75,000.00     | 43,931.90      | 158.6%      |
| <b>162800 · Facilities &amp; Equipment (DNU)</b>       |               |               |                |             |
| 162805 · Furniture/Equip - Non-Asset                   | 3,099.46      | 34,660.76     | -31,561.30     | 8.9%        |
| 162840 · Equip Rental & Maintenance                    | 2,500.00      |               |                |             |
| <b>Total 162800 · Facilities &amp; Equipment (DNU)</b> | 5,599.46      | 34,660.76     | -29,061.30     | 16.2%       |
| <b>170000 · Capital Purchases</b>                      |               |               |                |             |
| 17001 · Vehicles                                       | 0.00          | 530,000.00    | -530,000.00    | 0.0%        |
| 17002 · Buildings                                      | 0.00          | 225,000.00    | -225,000.00    | 0.0%        |
| 17003 · Medical Equipment                              | 0.00          | 25,000.00     | -25,000.00     | 0.0%        |
| <b>Total 170000 · Capital Purchases</b>                | 0.00          | 780,000.00    | -780,000.00    | 0.0%        |
| <b>50000 · Commissioner Salaries and Wages</b>         |               |               |                |             |
| 50250 · Commissioner Reimbursement                     | 27,700.00     | 36,000.00     | -8,300.00      | 76.9%       |
| <b>Total 50000 · Commissioner Salaries and Wages</b>   | 27,700.00     | 36,000.00     | -8,300.00      | 76.9%       |
| <b>51000 · HCEC Program Expense</b>                    | 17,473,613.00 | 17,473,613.00 | 0.00           | 100.0%      |
| <b>52000 · Contract Services (DNU)</b>                 |               |               |                |             |
| 52100 · Accounting Fees                                | 46,431.45     | 50,000.00     | -3,568.55      | 92.9%       |
| 52200 · Audit Fees                                     | 17,075.00     | 18,000.00     | -925.00        | 94.9%       |
| 52300 · Legal Fees                                     | 72,000.00     | 75,000.00     | -3,000.00      | 96.0%       |
| 52350 · Outside Contract Services                      | 18,347.60     | 100,000.00    | -81,652.40     | 18.3%       |
| 52550 · Election Expense                               | 1,626.24      | 10,000.00     | -8,373.76      | 16.3%       |
| <b>Total 52000 · Contract Services (DNU)</b>           | 155,480.29    | 253,000.00    | -97,519.71     | 61.5%       |
| <b>53000 · Operations (DNU)</b>                        |               |               |                |             |
| 53100 · Banking Fees                                   | 0.00          | 400.00        | -400.00        | 0.0%        |
| 53150 · Dues & Subscriptions                           | 13,841.96     | 11,000.00     | 2,841.96       | 125.8%      |
| 53200 · Postage                                        | 7.40          | 300.00        | -292.60        | 2.5%        |
| 53300 · Printing & Copying                             | 62.64         | 250.00        | -187.36        | 25.1%       |
| 53350 · Legal Notices & Filing Fees                    | 12,440.95     | 14,000.00     | -1,559.05      | 88.9%       |
| 53400 · Office Supplies                                | 291.35        | 1,000.00      | -708.65        | 29.1%       |
| <b>Total 53000 · Operations (DNU)</b>                  | 26,644.30     | 26,950.00     | -305.70        | 98.9%       |
| <b>54000 · General and Admin Expenses</b>              |               |               |                |             |
| 54150 · Insurance - Gen Liab-Err & Omis                | 65,472.00     | 65,000.00     | 472.00         | 100.7%      |
| 54200 · Insurance - Treasurer's Bond                   | 520.00        | 1,000.00      | -480.00        | 52.0%       |
| 54300 · Other Costs (Contengency Funds)                | 0.00          | 1,500.00      | -1,500.00      | 0.0%        |

8:00 PM

01/23/22

Accrual Basis

**Harris County ESD No. 1 - GOF**  
**Profit & Loss Budget vs. Actual**  
 January through December 2021

|                                                 | Jan - Dec 21         | Budget               | \$ Over Budget       | % of Budget   |
|-------------------------------------------------|----------------------|----------------------|----------------------|---------------|
| 54400 · HCAD Qtr Expenses                       | 139,120.00           | 140,000.00           | -880.00              | 99.4%         |
| 54450 · Depreciation Expense                    | 0.00                 | 1,250,000.00         | -1,250,000.00        | 0.0%          |
| 54600 · Travel & Meetings                       | 0.00                 | 4,000.00             | -4,000.00            | 0.0%          |
| 54650 · Conference, Conven & Meetings           | 0.00                 | 6,000.00             | -6,000.00            | 0.0%          |
| 54700 · Travel/Lodging                          | 0.00                 | 5,000.00             | -5,000.00            | 0.0%          |
| <b>Total 54000 · General and Admin Expenses</b> | <b>205,112.00</b>    | <b>1,472,500.00</b>  | <b>-1,267,388.00</b> | <b>13.9%</b>  |
| 60000 · Interest Expense                        | 107,180.30           | 135,519.44           | -28,339.14           | 79.1%         |
| 61000 · Loan Costs                              | 65,000.00            | 805,834.84           | -740,834.84          | 8.1%          |
| <b>Total Expense</b>                            | <b>18,185,261.25</b> | <b>21,093,078.04</b> | <b>-2,907,816.79</b> | <b>86.2%</b>  |
| <b>Net Ordinary Income</b>                      | <b>-3,760,844.19</b> | <b>-2,171,562.04</b> | <b>-1,589,282.15</b> | <b>173.2%</b> |
| <b>Other Income/Expense</b>                     |                      |                      |                      |               |
| <b>Other Income</b>                             |                      |                      |                      |               |
| 71000 · Gain/Loss on Sale of Asset              | 73,437.00            | 0.00                 | 73,437.00            | 100.0%        |
| <b>Total Other Income</b>                       | <b>73,437.00</b>     | <b>0.00</b>          | <b>73,437.00</b>     | <b>100.0%</b> |
| <b>Net Other Income</b>                         | <b>73,437.00</b>     | <b>0.00</b>          | <b>73,437.00</b>     | <b>100.0%</b> |
| <b>Net Income</b>                               | <b>-3,687,407.19</b> | <b>-2,171,562.04</b> | <b>-1,515,845.15</b> | <b>169.8%</b> |

**Harris County ESD No. 1 - GOF**  
**Balance Sheet Prev Year Comparison**  
**As of December 31, 2021**

01/23/22

Accrual Basis

|                                                | Dec 31, 21     | Dec 31, 20     | \$ Change     | % Change |
|------------------------------------------------|----------------|----------------|---------------|----------|
| <b>ASSETS</b>                                  |                |                |               |          |
| <b>Current Assets</b>                          |                |                |               |          |
| <b>Checking/Savings</b>                        |                |                |               |          |
| 11000 · Prosperity Operating Account           | 9,636.59       | 53,652.05      | -44,015.46    | -82.0%   |
| 11050 · Prosperity Money Mkt                   | 17,238,897.51  | 8,189,726.02   | 9,049,171.49  | 110.5%   |
| 11350 · Texas Class Investment                 | 3,569.08       | 693,489.47     | -689,920.39   | -99.5%   |
| <b>Total Checking/Savings</b>                  | 17,252,103.18  | 8,936,867.54   | 8,315,235.64  | 93.0%    |
| <b>Accounts Receivable</b>                     | 11.57          | 11.57          | 0.00          | 0.0%     |
| <b>Other Current Assets</b>                    |                |                |               |          |
| 11500 · Accounts Receivable                    |                |                |               |          |
| 11510 · Current Taxes Receivables              | 7,878,099.78   | 15,363,483.17  | -7,485,383.39 | -48.7%   |
| 11520 · Delinquent Taxes Receivable            | 1,566,916.06   | 1,845,641.26   | -278,725.20   | -15.1%   |
| 11550 · Due from Tax Assessor                  | 0.00           | 1,866,068.22   | -1,866,068.22 | -100.0%  |
| 11590 · Allowance Doubtful Accts-Tax           | -903,020.00    | -903,020.00    | 0.00          | 0.0%     |
| 11500 · Accounts Receivable - Other            | 17,125.50      | 17,125.50      | 0.00          | 0.0%     |
| <b>Total 11500 · Accounts Receivable</b>       | 8,559,121.34   | 18,189,298.15  | -9,630,176.81 | -52.9%   |
| 11600 · Fees for Services Receivable           | 23,607.72      | 23,624.32      | -16.60        | -0.1%    |
| 11800 · Prepaid Expense                        | 587,315.42     | 194,850.67     | 392,464.75    | 201.4%   |
| <b>Total Other Current Assets</b>              | 9,170,044.48   | 18,407,773.14  | -9,237,728.66 | -50.2%   |
| <b>Total Current Assets</b>                    | 26,422,159.23  | 27,344,652.25  | -922,493.02   | -3.4%    |
| <b>Fixed Assets</b>                            |                |                |               |          |
| <b>15000 · Vehicle Assets</b>                  |                |                |               |          |
| 15010 · Vehicles                               | 2,229,605.80   | 2,353,261.30   | -123,655.50   | -5.3%    |
| 15020 · Vehicles on Order                      | 2,026,842.94   | 1,843,888.36   | 182,954.58    | 9.9%     |
| <b>Total 15000 · Vehicle Assets</b>            | 4,256,448.74   | 4,197,149.66   | 59,299.08     | 1.4%     |
| <b>16000 · Land</b>                            |                |                |               |          |
| 16010 · Land- 1620 Isom Property               | 235,546.58     | 235,546.58     | 0.00          | 0.0%     |
| 16020 · Land- Fallbrook Property               | 30,809.15      | 30,809.15      | 0.00          | 0.0%     |
| 16030 · Land- Old Humble Rd Property           | 117,980.67     | 117,980.67     | 0.00          | 0.0%     |
| 16040 · Land- 2800 Aldine Bender               | 309,467.00     | 309,467.00     | 0.00          | 0.0%     |
| 16000 · Land - Other                           | 885,097.93     | 885,097.93     | 0.00          | 0.0%     |
| <b>Total 16000 · Land</b>                      | 1,578,901.33   | 1,578,901.33   | 0.00          | 0.0%     |
| <b>17000 · Furniture and Equipment</b>         |                |                |               |          |
| 17010 · Off. & Maint Equipment                 | 1,509,234.60   | 1,509,234.60   | 0.00          | 0.0%     |
| 17020 · Medical Equipment                      | 3,865,895.69   | 3,865,895.69   | 0.00          | 0.0%     |
| 17030 · Software & License Agreements          | 70,320.84      | 70,320.84      | 0.00          | 0.0%     |
| 17040 · Furniture & Fixtures                   | 247,256.48     | 247,256.48     | 0.00          | 0.0%     |
| 17050 · Communication Cntr New Station         | 473,980.26     | 453,150.26     | 20,830.00     | 4.6%     |
| 17000 · Furniture and Equipment - Other        | 14,850.00      | 14,850.00      | 0.00          | 0.0%     |
| <b>Total 17000 · Furniture and Equipment</b>   | 6,181,537.87   | 6,160,707.87   | 20,830.00     | 0.3%     |
| <b>18000 · Building and Improvements</b>       |                |                |               |          |
| 18010 · 1620 Isom Admin Bldg                   | 488,507.62     | 488,507.62     | 0.00          | 0.0%     |
| 18020 · 2800 Aldine Bender Bldg                | 5,810,117.91   | 5,810,117.91   | 0.00          | 0.0%     |
| 18030 · 7710 Fallbrook Station                 | 476,537.75     | 476,537.75     | 0.00          | 0.0%     |
| 18040 · 10512 Airline Station                  | 238,339.00     | 238,339.00     | 0.00          | 0.0%     |
| 18050 · 6310 Aldine Bender Station             | 523,695.00     | 523,695.00     | 0.00          | 0.0%     |
| 18060 · Station #92                            | 3,761,643.25   | 3,761,643.25   | 0.00          | 0.0%     |
| 18070 · Station #94                            | 2,856,734.31   | 2,856,734.31   | 0.00          | 0.0%     |
| 18080 · Station #97                            | 1,989,080.11   | 1,731,802.92   | 257,277.19    | 14.9%    |
| <b>Total 18000 · Building and Improvements</b> | 16,144,654.95  | 15,887,377.76  | 257,277.19    | 1.6%     |
| <b>19000 · Accumulated Depreciation</b>        | -10,093,587.85 | -10,093,587.85 | 0.00          | 0.0%     |
| <b>Total Fixed Assets</b>                      | 18,067,955.04  | 17,730,548.77  | 337,406.27    | 1.9%     |

No assurance is provided on these financial statements

**Harris County ESD No. 1 - GOF**  
**Balance Sheet Prev Year Comparison**  
**As of December 31, 2021**

|                                            | Dec 31, 21           | Dec 31, 20           | \$ Change            | % Change      |
|--------------------------------------------|----------------------|----------------------|----------------------|---------------|
| <b>Other Assets</b>                        |                      |                      |                      |               |
| 19500 · Call Center License                |                      |                      |                      |               |
| 19550 · Old Comm Center Other              | 800,000.00           | 800,000.00           | 0.00                 | 0.0%          |
| <b>Total 19500 · Call Center License</b>   | <b>800,000.00</b>    | <b>800,000.00</b>    | <b>0.00</b>          | <b>0.0%</b>   |
| <b>Total Other Assets</b>                  | <b>800,000.00</b>    | <b>800,000.00</b>    | <b>0.00</b>          | <b>0.0%</b>   |
| <b>TOTAL ASSETS</b>                        | <b>45,290,114.27</b> | <b>45,875,201.02</b> | <b>-585,086.75</b>   | <b>-1.3%</b>  |
| <b>LIABILITIES &amp; EQUITY</b>            |                      |                      |                      |               |
| <b>Liabilities</b>                         |                      |                      |                      |               |
| <b>Current Liabilities</b>                 |                      |                      |                      |               |
| Accounts Payable                           | 751,717.75           | 1,526,701.77         | -774,984.02          | -50.8%        |
| <b>Other Current Liabilities</b>           |                      |                      |                      |               |
| 12740 · Due To Construction                | 0.00                 | 78,520.72            | -78,520.72           | -100.0%       |
| 22000 · Accrued Expenses                   | 10,903.63            | 10,903.63            | 0.00                 | 0.0%          |
| 23000 · Other Payables                     |                      |                      |                      |               |
| 23020 · Deferred Taxes                     | 19,048,117.04        | 19,048,117.04        | 0.00                 | 0.0%          |
| <b>Total 23000 · Other Payables</b>        | <b>19,048,117.04</b> | <b>19,048,117.04</b> | <b>0.00</b>          | <b>0.0%</b>   |
| 24000 · Current Notes Payable              |                      |                      |                      |               |
| 24040 · De Lage Landen Principle           | 0.00                 | 390,648.76           | -390,648.76          | -100.0%       |
| 24050 · Government Capital Debt            | 444,786.08           | 444,786.08           | 0.00                 | 0.0%          |
| 24060 · Stryker Equipment                  | 0.00                 | 392,464.75           | -392,464.75          | -100.0%       |
| <b>Total 24000 · Current Notes Payable</b> | <b>444,786.08</b>    | <b>1,227,899.59</b>  | <b>-783,113.51</b>   | <b>-63.8%</b> |
| <b>Total Other Current Liabilities</b>     | <b>19,503,806.75</b> | <b>20,365,440.98</b> | <b>-861,634.23</b>   | <b>-4.2%</b>  |
| <b>Total Current Liabilities</b>           | <b>20,255,524.50</b> | <b>21,892,142.75</b> | <b>-1,636,618.25</b> | <b>-7.5%</b>  |
| <b>Long Term Liabilities</b>               |                      |                      |                      |               |
| 25000 · Long Term Debt                     |                      |                      |                      |               |
| 25040 · Note Payable- DeLage Landen        | 25,925.20            | 842,200.43           | -816,275.23          | -96.9%        |
| 25050 · Note Payable - Government Cap      | 11,142,225.51        | 5,587,011.59         | 5,555,213.92         | 99.4%         |
| 25060 · Note - Stryker Equipment           | 784,929.50           | 784,929.50           | 0.00                 | 0.0%          |
| <b>Total 25000 · Long Term Debt</b>        | <b>11,953,080.21</b> | <b>7,214,141.52</b>  | <b>4,738,938.69</b>  | <b>65.7%</b>  |
| <b>Total Long Term Liabilities</b>         | <b>11,953,080.21</b> | <b>7,214,141.52</b>  | <b>4,738,938.69</b>  | <b>65.7%</b>  |
| <b>Total Liabilities</b>                   | <b>32,208,604.71</b> | <b>29,106,284.27</b> | <b>3,102,320.44</b>  | <b>10.7%</b>  |
| <b>Equity</b>                              |                      |                      |                      |               |
| 30000 · Opening Bal Equity                 | 5,996,412.00         | 5,996,412.00         | 0.00                 | 0.0%          |
| 30100 · Unassigned Fund Balance            | 9,357,504.72         | 8,434,930.54         | 922,574.18           | 10.9%         |
| 30400 · Unrestricted Net Assets            | 1,415,000.03         | 1,415,000.03         | 0.00                 | 0.0%          |
| Net Income                                 | -3,687,407.19        | 922,574.18           | -4,609,981.37        | -499.7%       |
| <b>Total Equity</b>                        | <b>13,081,509.56</b> | <b>16,768,916.75</b> | <b>-3,687,407.19</b> | <b>-22.0%</b> |
| <b>TOTAL LIABILITIES &amp; EQUITY</b>      | <b>45,290,114.27</b> | <b>45,875,201.02</b> | <b>-585,086.75</b>   | <b>-1.3%</b>  |

**Harris County ESD No. 1 - GOF  
Profit & Loss Detail  
January through December 2021**

| Type                                        | Date       | Num  | Adj | Name                     | Memo                      | Amount     |
|---------------------------------------------|------------|------|-----|--------------------------|---------------------------|------------|
| <b>Ordinary Income/Expense</b>              |            |      |     |                          |                           |            |
| <b>Income</b>                               |            |      |     |                          |                           |            |
| <b>41000 · Service Revenue</b>              |            |      |     |                          |                           |            |
| <b>41100 · HCEC Ambulance Lease Revenue</b> |            |      |     |                          |                           |            |
| Bill                                        | 01/31/2021 | 2277 |     | HCEC                     | Master Lease for Vehicles | 7,000.00   |
| Bill                                        | 02/28/2021 | 2294 |     | HCEC                     | Master Lease for Vehicles | 7,000.00   |
| Bill                                        | 03/31/2021 | 2316 |     | HCEC                     | Master Lease for Vehicles | 7,000.00   |
| Bill                                        | 04/30/2021 | 2339 |     | HCEC                     | Master Lease for Vehicles | 7,000.00   |
| Bill                                        | 05/31/2021 | 2354 |     | HCEC                     | Master Lease for Vehicles | 7,000.00   |
| Bill                                        | 06/30/2021 | 2371 |     | HCEC                     | Master Lease for Vehicles | 7,000.00   |
| Bill                                        | 07/31/2021 | 2390 |     | HCEC                     | Master Lease for Vehicles | 7,000.00   |
| Bill                                        | 08/31/2021 | 2407 |     | HCEC                     | Master Lease for Vehicles | 7,000.00   |
| Bill                                        | 09/30/2021 | 2425 |     | HCEC                     | Master Lease for Vehicles | 7,000.00   |
| Bill                                        | 10/31/2021 | 2447 |     | HCEC                     | Master Lease for Vehicles | 7,000.00   |
| Bill                                        | 11/30/2021 | 2462 |     | HCEC                     | Master Lease for Vehicles | 7,000.00   |
| Bill                                        | 12/31/2021 | 2481 |     | HCEC                     | Master Lease for Vehicles | 7,000.00   |
| Total 41100 · HCEC Ambulance Lease Revenue  |            |      |     |                          |                           | 84,000.00  |
| <b>41200 · HCEC Property Lease Revenue</b>  |            |      |     |                          |                           |            |
| Bill                                        | 01/31/2021 | 2277 |     | HCEC                     | Original Agreement        | 45,553.00  |
| Bill                                        | 02/28/2021 | 2294 |     | HCEC                     | Original Agreement        | 45,553.00  |
| Bill                                        | 03/31/2021 | 2316 |     | HCEC                     | Original Agreement        | 45,553.00  |
| Bill                                        | 04/30/2021 | 2339 |     | HCEC                     | Original Agreement        | 45,553.00  |
| Bill                                        | 05/31/2021 | 2354 |     | HCEC                     | Original Agreement        | 45,553.00  |
| Bill                                        | 06/30/2021 | 2371 |     | HCEC                     | Original Agreement        | 45,553.00  |
| Bill                                        | 07/31/2021 | 2390 |     | HCEC                     | Original Agreement        | 45,553.00  |
| Bill                                        | 08/31/2021 | 2407 |     | HCEC                     | Original Agreement        | 45,553.00  |
| Bill                                        | 09/30/2021 | 2425 |     | HCEC                     | Original Agreement        | 45,553.00  |
| Bill                                        | 10/31/2021 | 2447 |     | HCEC                     | Original Agreement        | 45,553.00  |
| Bill                                        | 11/30/2021 | 2462 |     | HCEC                     | Original Agreement        | 45,553.00  |
| Bill                                        | 12/31/2021 | 2481 |     | HCEC                     | Original Agreement        | 45,553.00  |
| Total 41200 · HCEC Property Lease Revenue   |            |      |     |                          |                           | 546,636.00 |
| Total 41000 · Service Revenue               |            |      |     |                          |                           | 630,636.00 |
| <b>42000 · Tax Revenues</b>                 |            |      |     |                          |                           |            |
| <b>42100 · Penalty &amp; Interest</b>       |            |      |     |                          |                           |            |
| Deposit                                     | 01/04/2021 |      |     | Harris County Tax Office | Deliquent P&I             | 285.39     |
| Deposit                                     | 01/07/2021 |      |     | Harris County Tax Office | Deliquent P&I             | 989.70     |
| Deposit                                     | 01/11/2021 |      |     | Harris County Tax Office | Deliquent P&I             | 1,602.35   |
| Deposit                                     | 01/12/2021 |      |     | Harris County Tax Office | Deliquent P&I             | 904.25     |
| Deposit                                     | 01/13/2021 |      |     | Harris County Tax Office | Deliquent P&I             | 652.81     |
| Deposit                                     | 01/14/2021 |      |     | Harris County Tax Office | Deliquent P&I             | 323.48     |
| Deposit                                     | 01/15/2021 |      |     | Harris County Tax Office | Deliquent P&I             | 295.49     |
| Deposit                                     | 01/15/2021 |      |     | Harris County Tax Office | Deliquent P&I             | 37.77      |
| Deposit                                     | 01/19/2021 |      |     | Harris County Tax Office | Deliquent P&I             | 645.44     |
| Deposit                                     | 01/21/2021 |      |     | Harris County Tax Office | Deliquent P&I             | 116.91     |
| Deposit                                     | 01/22/2021 |      |     | Harris County Tax Office | Deliquent P&I             | 393.73     |
| Deposit                                     | 01/25/2021 |      |     | Harris County Tax Office | Deliquent P&I             | 687.00     |
| Deposit                                     | 01/26/2021 |      |     | Harris County Tax Office | Deliquent P&I             | 489.28     |
| Deposit                                     | 01/27/2021 |      |     | Harris County Tax Office | Deliquent P&I             | 2,380.77   |
| Deposit                                     | 02/01/2021 |      |     | Harris County Tax Office | Deliquent P&I             | 234.45     |
| Deposit                                     | 02/04/2021 |      |     | Harris County Tax Office | Deliquent P&I             | 2,622.18   |
| Deposit                                     | 02/05/2021 |      |     | Harris County Tax Office | Deliquent P&I             | 1,215.99   |
| Deposit                                     | 02/09/2021 |      |     | Harris County Tax Office | -MULTIPLE-                | 4,043.75   |
| Deposit                                     | 02/10/2021 |      |     | Harris County Tax Office | -MULTIPLE-                | 4,546.77   |
| Deposit                                     | 02/11/2021 |      |     | Harris County Tax Office | Deliquent P&I             | 55.06      |
| Deposit                                     | 02/15/2021 |      |     | Harris County Tax Office | -MULTIPLE-                | 5,671.69   |
| Deposit                                     | 02/22/2021 |      |     | Harris County Tax Office | -MULTIPLE-                | 2,850.84   |
| Deposit                                     | 02/26/2021 |      |     | Harris County Tax Office | -MULTIPLE-                | 2,120.50   |
| Deposit                                     | 03/04/2021 |      |     | Harris County Tax Office | -MULTIPLE-                | 3,268.36   |
| Deposit                                     | 03/09/2021 |      |     | Harris County Tax Office | -MULTIPLE-                | 2,185.02   |
| Deposit                                     | 03/11/2021 |      |     | Harris County Tax Office | -MULTIPLE-                | 144.27     |
| Deposit                                     | 03/15/2021 |      |     | Harris County Tax Office | -MULTIPLE-                | 10,587.66  |
| Deposit                                     | 03/18/2021 |      |     | Harris County Tax Office | -MULTIPLE-                | 3,522.38   |
| Deposit                                     | 03/23/2021 |      |     | Harris County Tax Office | -MULTIPLE-                | 4,311.17   |
| Deposit                                     | 03/25/2021 |      |     | Harris County Tax Office | -MULTIPLE-                | 3,142.35   |
| Deposit                                     | 03/30/2021 |      |     | Harris County Tax Office | -MULTIPLE-                | 5,604.43   |
| Deposit                                     | 04/01/2021 |      |     | Harris County Tax Office | -MULTIPLE-                | 4,543.54   |
| Deposit                                     | 04/07/2021 |      |     | Harris County Tax Office | -MULTIPLE-                | 156.98     |
| Deposit                                     | 04/07/2021 |      |     | Harris County Tax Office | -MULTIPLE-                | 5,117.69   |
| Deposit                                     | 04/12/2021 |      |     | Harris County Tax Office | -MULTIPLE-                | 7,926.02   |
| Deposit                                     | 04/15/2021 |      |     | Harris County Tax Office | -MULTIPLE-                | 2,902.31   |
| Deposit                                     | 04/21/2021 |      |     | Harris County Tax Office | -MULTIPLE-                | 3,789.65   |
| Deposit                                     | 04/23/2021 |      |     | Harris County Tax Office | -MULTIPLE-                | 2,115.00   |
| Deposit                                     | 04/28/2021 |      |     | Harris County Tax Office | -MULTIPLE-                | 2,606.84   |
| Deposit                                     | 05/06/2021 |      |     | Harris County Tax Office | -MULTIPLE-                | 4,543.37   |

No assurance is provided on these financial statements



**Harris County ESD No. 1 - GOF  
Profit & Loss Detail  
January through December 2021**

| Type                                | Date       | Num      | Adj | Name                             | Memo                                                     | Amount        |
|-------------------------------------|------------|----------|-----|----------------------------------|----------------------------------------------------------|---------------|
| Deposit                             | 05/07/2021 |          |     | Harris County Tax Office         | -MULTIPLE-                                               | 141.38        |
| Deposit                             | 05/13/2021 |          |     | Harris County Tax Office         | -MULTIPLE-                                               | 6,865.50      |
| Deposit                             | 05/17/2021 |          |     | Harris County Tax Office         | -MULTIPLE-                                               | 2,055.49      |
| Deposit                             | 05/21/2021 |          |     | Harris County Tax Office         | -MULTIPLE-                                               | 2,234.78      |
| Deposit                             | 05/26/2021 |          |     | Harris County Tax Office         | -MULTIPLE-                                               | 2,917.82      |
| Deposit                             | 06/03/2021 |          |     | Harris County Tax Office         | -MULTIPLE-                                               | 4,609.51      |
| Deposit                             | 06/08/2021 |          |     | Harris County Tax Office         | -MULTIPLE-                                               | 142.07        |
| Deposit                             | 06/10/2021 |          |     | Harris County Tax Office         | -MULTIPLE-                                               | 4,978.71      |
| Deposit                             | 06/15/2021 |          |     | Harris County Tax Office         | -MULTIPLE-                                               | 5,046.89      |
| Deposit                             | 06/18/2021 |          |     | Harris County Tax Office         | -MULTIPLE-                                               | 6,018.93      |
| Deposit                             | 06/29/2021 |          |     | Harris County Tax Office         | -MULTIPLE-                                               | 3,963.36      |
| Deposit                             | 07/09/2021 |          |     | Harris County Tax Office         | -MULTIPLE-                                               | 7,484.79      |
| Deposit                             | 07/12/2021 |          |     | Harris County Tax Office         | -MULTIPLE-                                               | 154.53        |
| Deposit                             | 08/02/2021 |          |     | Harris County Tax Office         | Deliquent P&I                                            | 16,572.61     |
| Deposit                             | 08/11/2021 |          |     | Harris County Tax Office         | Deliquent P&I                                            | 115.51        |
| Deposit                             | 08/17/2021 |          |     | Harris County Tax Office         | Deliquent P&I                                            | 10,004.14     |
| Deposit                             | 08/20/2021 |          |     | Harris County Tax Office         | Deliquent P&I                                            | 1,053.14      |
| Deposit                             | 08/25/2021 |          |     | Harris County Tax Office         | Deliquent P&I                                            | 3,050.70      |
| Deposit                             | 08/27/2021 |          |     | Harris County Tax Office         | Deliquent P&I                                            | 1,433.49      |
| Deposit                             | 09/10/2021 |          |     | Harris County Tax Office         | -MULTIPLE-                                               |               |
| Deposit                             | 09/13/2021 |          |     | Harris County Tax Office         | -MULTIPLE-                                               |               |
| Deposit                             | 09/16/2021 |          |     | Harris County Tax Office         | -MULTIPLE-                                               |               |
| Deposit                             | 11/15/2021 |          |     | Harris County Tax Office         | P&I                                                      | 0.00          |
| Deposit                             | 11/15/2021 |          |     | Harris County Tax Office         | Deliquent P&I                                            | 20,303.56     |
| Deposit                             | 11/16/2021 |          |     | Harris County Tax Office         | P&I                                                      | 0.00          |
| Deposit                             | 11/16/2021 |          |     | Harris County Tax Office         | Deliquent P&I                                            | 60.69         |
| Deposit                             | 11/18/2021 |          |     | Harris County Tax Office         | P&I                                                      | 0.00          |
| Deposit                             | 11/18/2021 |          |     | Harris County Tax Office         | Deliquent P&I                                            | 4,451.80      |
| Deposit                             | 12/01/2021 |          |     | Harris County Tax Office         | Deliquent P&I                                            | 472.52        |
| Deposit                             | 12/06/2021 |          |     | Harris County Tax Office         | Deliquent P&I                                            | 808.31        |
| Deposit                             | 12/07/2021 |          |     | Harris County Tax Office         | P&I                                                      | 0.00          |
| Deposit                             | 12/07/2021 |          |     | Harris County Tax Office         | Deliquent P&I                                            | 34.12         |
| Deposit                             | 12/09/2021 |          |     | Harris County Tax Office         | Deliquent P&I                                            | 1,547.71      |
| Deposit                             | 12/14/2021 |          |     | Harris County Tax Office         | Deliquent P&I                                            | 1,997.14      |
| Deposit                             | 12/16/2021 |          |     | Harris County Tax Office         | Deliquent P&I                                            | 1,927.48      |
| Deposit                             | 12/17/2021 |          |     | Harris County Tax Office         | Deliquent P&I                                            | 695.23        |
| Deposit                             | 12/21/2021 |          |     | Harris County Tax Office         | Deliquent P&I                                            | 637.19        |
| Deposit                             | 12/23/2021 |          |     | Harris County Tax Office         | Deliquent P&I                                            | 1,023.26      |
| Deposit                             | 12/28/2021 |          |     | Harris County Tax Office         | Deliquent P&I                                            | 192.07        |
| Deposit                             | 12/30/2021 |          |     | Harris County Tax Office         | Deliquent P&I                                            | 1,245.06      |
| Total 42100 · Penalty & Interest    |            |          |     |                                  |                                                          | 213,872.13    |
| <b>42300 · Tax Revenue</b>          |            |          |     |                                  |                                                          |               |
| General J...                        | 01/01/2021 | CPA 2... | *   | Harris County Appraisal District | Adjustment for Revenue received in 2021 related to 20... | -640,415.47   |
| General J...                        | 01/01/2021 | CPA 2... | *   | Harris County Tax Office         | Adjustment for year end revenue adjustment               | 640,415.47    |
| Deposit                             | 01/04/2021 |          |     | Harris County Tax Office         | Current Levy                                             | 161,545.46    |
| Deposit                             | 01/07/2021 |          |     | Harris County Tax Office         | Current Levy                                             | 478,870.01    |
| Deposit                             | 01/11/2021 |          |     | Harris County Tax Office         | Current Levy                                             | 132,812.05    |
| Deposit                             | 01/12/2021 |          |     | Harris County Tax Office         | Current Levy                                             | 2,775,538.75  |
| Deposit                             | 01/13/2021 |          |     | Harris County Tax Office         | Current Levy                                             | 155,748.15    |
| Deposit                             | 01/14/2021 |          |     | Harris County Tax Office         | Current Levy                                             | 279,110.25    |
| Deposit                             | 01/15/2021 |          |     | Harris County Tax Office         | Current Levy                                             | 314,964.20    |
| Deposit                             | 01/15/2021 |          |     | Harris County Tax Office         | Current Levy                                             | 3,480.03      |
| Deposit                             | 01/19/2021 |          |     | Harris County Tax Office         | Current Levy                                             | 317,383.20    |
| Deposit                             | 01/21/2021 |          |     | Harris County Tax Office         | Current Levy                                             | 383,910.90    |
| Deposit                             | 01/22/2021 |          |     | Harris County Tax Office         | Current Levy                                             | 240,024.75    |
| Deposit                             | 01/25/2021 |          |     | Harris County Tax Office         | Current Levy                                             | 494,164.79    |
| Deposit                             | 01/26/2021 |          |     | Harris County Tax Office         | Current Levy                                             | 265,918.51    |
| Deposit                             | 01/27/2021 |          |     | Harris County Tax Office         | Current Levy                                             | 320,013.59    |
| General J...                        | 02/28/2021 | CPA 2... | *   |                                  | Accrual enry for annual revenue                          | 1,061,501.00  |
| Deposit                             | 12/01/2021 |          |     | Harris County Tax Office         | Current Levy                                             | 202,409.75    |
| Deposit                             | 12/06/2021 |          |     | Harris County Tax Office         | Current Levy                                             | 178,136.81    |
| Deposit                             | 12/07/2021 |          |     | Harris County Tax Office         | Current Levy                                             | 324.11        |
| Deposit                             | 12/09/2021 |          |     | Harris County Tax Office         | Current Levy                                             | 407,054.99    |
| Deposit                             | 12/14/2021 |          |     | Harris County Tax Office         | Current Levy                                             | 251,301.18    |
| Deposit                             | 12/16/2021 |          |     | Harris County Tax Office         | Current Levy                                             | 61,454.69     |
| Deposit                             | 12/17/2021 |          |     | Harris County Tax Office         | Current Levy                                             | 334,873.11    |
| Deposit                             | 12/21/2021 |          |     | Harris County Tax Office         | Current Levy                                             | 316,260.82    |
| Deposit                             | 12/23/2021 |          |     | Harris County Tax Office         | Current Levy                                             | 661,456.48    |
| Deposit                             | 12/28/2021 |          |     | Harris County Tax Office         | Current Levy                                             | 3,135,503.67  |
| Deposit                             | 12/30/2021 |          |     | Harris County Tax Office         | Current Levy                                             | 600,829.16    |
| Total 42300 · Tax Revenue           |            |          |     |                                  |                                                          | 13,534,590.41 |
| Total 42000 · Tax Revenues          |            |          |     |                                  |                                                          | 13,748,462.54 |
| <b>43000 · Other Income</b>         |            |          |     |                                  |                                                          |               |
| <b>43100 · Miscellaneous Income</b> |            |          |     |                                  |                                                          |               |

**Harris County ESD No. 1 - GOF  
Profit & Loss Detail  
January through December 2021**

| Type                                           | Date       | Num      | Adj | Name                                 | Memo                                       | Amount        |
|------------------------------------------------|------------|----------|-----|--------------------------------------|--------------------------------------------|---------------|
| General J...                                   | 01/01/2021 | CPA 2... | *   | Harris County Tax Office             | Adjustment for year end revenue adjustment | 0.60          |
| Total 43100 - Miscellaneous Income             |            |          |     |                                      |                                            | 0.60          |
| <b>43200 - Donations &amp; Contributions</b>   |            |          |     |                                      |                                            |               |
| Deposit                                        | 01/21/2021 |          |     | Harris County Utility District No 15 | Deposit                                    | 1,531.95      |
| Deposit                                        | 06/14/2021 |          |     | Harris County Utility District No 15 | Deposit                                    | 3,773.67      |
| Deposit                                        | 11/17/2021 |          |     | Harris County Utility District No 15 | Deposit                                    | 758.82        |
| Deposit                                        | 11/17/2021 |          |     | Harris County Utility District No 15 | Deposit                                    | 760.57        |
| Deposit                                        | 11/17/2021 |          |     | Harris County Utility District No 15 | Deposit                                    | 793.93        |
| Deposit                                        | 11/17/2021 |          |     | Harris County Utility District No 15 | Deposit                                    | 796.93        |
| Total 43200 - Donations & Contributions        |            |          |     |                                      |                                            | 8,415.87      |
| <b>43700 - Interest Earned on Temp. Invest</b> |            |          |     |                                      |                                            |               |
| Deposit                                        | 01/31/2021 |          |     |                                      | Interest                                   | 2,761.67      |
| Deposit                                        | 01/31/2021 |          |     |                                      | Interest                                   | 40.94         |
| Deposit                                        | 02/28/2021 |          |     |                                      | Interest                                   | 4,080.88      |
| Deposit                                        | 02/28/2021 |          |     |                                      | Interest                                   | 7.75          |
| Deposit                                        | 03/31/2021 |          |     |                                      | Interest                                   | 6.15          |
| Deposit                                        | 03/31/2021 |          |     |                                      | Interest                                   | 4,490.83      |
| Deposit                                        | 04/30/2021 |          |     |                                      | Interest                                   | 3,914.41      |
| Deposit                                        | 04/30/2021 |          |     |                                      | Interest                                   | 7.09          |
| Deposit                                        | 05/31/2021 |          |     |                                      | Interest                                   | 3,716.47      |
| Deposit                                        | 05/31/2021 |          |     |                                      | Interest                                   | 8.83          |
| Deposit                                        | 06/30/2021 |          |     |                                      | Interest                                   | 5.78          |
| Deposit                                        | 06/30/2021 |          |     |                                      | Interest                                   | 3,268.05      |
| Deposit                                        | 07/31/2021 |          |     |                                      | Interest                                   | 2,899.62      |
| Deposit                                        | 07/31/2021 |          |     |                                      | Interest                                   | 2.91          |
| Deposit                                        | 08/31/2021 |          |     |                                      | Interest                                   | 2,704.17      |
| Deposit                                        | 09/30/2021 |          |     |                                      | Interest                                   | 2,272.66      |
| Deposit                                        | 09/30/2021 |          |     |                                      | Interest                                   | 0.03          |
| Deposit                                        | 10/31/2021 |          |     |                                      | Interest                                   | 0.05          |
| Deposit                                        | 10/31/2021 |          |     |                                      | Interest                                   | 1,937.03      |
| Deposit                                        | 11/30/2021 |          |     |                                      | Interest                                   | 0.04          |
| Deposit                                        | 11/30/2021 |          |     |                                      | Interest                                   | 1,950.25      |
| Deposit                                        | 12/31/2021 |          |     |                                      | Interest                                   | 0.04          |
| Deposit                                        | 12/31/2021 |          |     |                                      | Interest                                   | 2,826.40      |
| Total 43700 - Interest Earned on Temp. Invest  |            |          |     |                                      |                                            | 36,902.05     |
| Total 43000 - Other Income                     |            |          |     |                                      |                                            | 45,318.52     |
| Total Income                                   |            |          |     |                                      |                                            | 14,424,417.06 |
| Gross Profit                                   |            |          |     |                                      |                                            | 14,424,417.06 |
| <b>Expense</b>                                 |            |          |     |                                      |                                            |               |
| <b>143502 - Commissions Paid from Levy</b>     |            |          |     |                                      |                                            |               |
| Deposit                                        | 01/04/2021 |          |     | Harris County Tax Office             | Deposit                                    | 1,630.07      |
| Deposit                                        | 01/07/2021 |          |     | Harris County Tax Office             | Deposit                                    | 4,811.54      |
| Deposit                                        | 01/11/2021 |          |     | Harris County Tax Office             | Deposit                                    | 1,160.79      |
| Deposit                                        | 01/12/2021 |          |     | Harris County Tax Office             | Deposit                                    | 27,814.65     |
| Deposit                                        | 01/13/2021 |          |     | Harris County Tax Office             | Deposit                                    | 1,586.98      |
| Deposit                                        | 01/14/2021 |          |     | Harris County Tax Office             | Deposit                                    | 2,804.38      |
| Deposit                                        | 01/15/2021 |          |     | Harris County Tax Office             | Deposit                                    | 3,165.81      |
| Deposit                                        | 01/19/2021 |          |     | Harris County Tax Office             | Deposit                                    | 3,202.36      |
| Deposit                                        | 01/21/2021 |          |     | Harris County Tax Office             | Deposit                                    | 3,845.55      |
| Deposit                                        | 01/22/2021 |          |     | Harris County Tax Office             | Deposit                                    | 2,411.78      |
| Deposit                                        | 01/25/2021 |          |     | Harris County Tax Office             | Deposit                                    | 4,974.00      |
| Deposit                                        | 01/26/2021 |          |     | Harris County Tax Office             | Deposit                                    | 2,683.17      |
| Deposit                                        | 01/27/2021 |          |     | Harris County Tax Office             | Deposit                                    | 3,286.09      |
| Deposit                                        | 02/01/2021 |          |     | Harris County Tax Office             | Deposit                                    | 3,688.79      |
| Deposit                                        | 02/24/2021 |          |     | Harris County Tax Office             | Deposit                                    | -7,149.53     |
| Deposit                                        | 02/26/2021 |          |     | Harris County Tax Office             | Adj Fee                                    | 1,949.30      |
| Deposit                                        | 07/13/2021 |          |     | Harris County Tax Office             | Adj/fees                                   | -6,907.37     |
| Deposit                                        | 08/02/2021 |          |     | Harris County Tax Office             | Adj/Fees                                   | 617.17        |
| Deposit                                        | 08/06/2021 |          |     | Harris County Tax Office             | Adj/Fees                                   | -378.51       |
| Deposit                                        | 08/17/2021 |          |     | Harris County Tax Office             | Adj/Fees                                   | 301.09        |
| Deposit                                        | 08/20/2021 |          |     | Harris County Tax Office             | Adj/Fees                                   | 91.38         |
| Deposit                                        | 08/25/2021 |          |     | Harris County Tax Office             | Adj/Fees                                   | 258.42        |
| Deposit                                        | 08/27/2021 |          |     | Harris County Tax Office             | Adj/Fees                                   | 101.22        |
| Deposit                                        | 11/15/2021 |          |     | Harris County Tax Office             | Adj/Fees                                   | 230.64        |
| Deposit                                        | 11/18/2021 |          |     | Harris County Tax Office             | Adj/Fees                                   | 1,181.53      |
| Deposit                                        | 12/01/2021 |          |     | Harris County Tax Office             | Adj/Fee                                    | 1,856.97      |
| Deposit                                        | 12/06/2021 |          |     | Harris County Tax Office             | Adj/Fees                                   | 1,819.26      |
| Deposit                                        | 12/09/2021 |          |     | Harris County Tax Office             | Adj/fees                                   | 4,140.52      |
| Deposit                                        | 12/14/2021 |          |     | Harris County Tax Office             | Adj/fees                                   | 2,575.71      |
| Deposit                                        | 12/16/2021 |          |     | Harris County Tax Office             | Adj/fees                                   | 696.43        |
| Deposit                                        | 12/17/2021 |          |     | Harris County Tax Office             | Adj/fee                                    | 3,185.89      |

No assurance is provided on these financial statements

**Harris County ESD No. 1 - GOF  
Profit & Loss Detail  
January through December 2021**

| Type                                             | Date       | Num       | Adj | Name                             | Memo                                                      | Amount        |
|--------------------------------------------------|------------|-----------|-----|----------------------------------|-----------------------------------------------------------|---------------|
| Deposit                                          | 12/21/2021 |           |     | Harris County Tax Office         | Adj/Fees                                                  | 3,191.26      |
| Deposit                                          | 12/23/2021 |           |     | Harris County Tax Office         | Adj/fee                                                   | 6,659.44      |
| Deposit                                          | 12/28/2021 |           |     | Harris County Tax Office         | Adj/fees                                                  | 31,363.29     |
| Deposit                                          | 12/30/2021 |           |     | Harris County Tax Office         | Adj/fee                                                   | 6,081.83      |
| Total 143502 - Commissions Paid from Levy        |            |           |     |                                  |                                                           | 118,931.90    |
| <b>162800 - Facilities &amp; Equipment (DNU)</b> |            |           |     |                                  |                                                           |               |
| <b>162805 - Furniture/Equip - Non-Asset</b>      |            |           |     |                                  |                                                           |               |
| Bill                                             | 02/12/2021 | 47352...  |     | DreamSeats LLC                   | Twin Beds (4), Bunk Beds (4), Rail and Ladder             | 3,099.46      |
| Total 162805 - Furniture/Equip - Non-Asset       |            |           |     |                                  |                                                           | 3,099.46      |
| <b>162840 - Equip Rental &amp; Maintenance</b>   |            |           |     |                                  |                                                           |               |
| Bill                                             | 03/23/2021 |           |     | Care Electrical & Comms Services | Install at 2800 Aldine Bender, 6199 Aldine Bender, 14...  | 2,500.00      |
| Total 162840 - Equip Rental & Maintenance        |            |           |     |                                  |                                                           | 2,500.00      |
| Total 162800 - Facilities & Equipment (DNU)      |            |           |     |                                  |                                                           | 5,599.46      |
| <b>50000 - Commissioner Salaries and Wages</b>   |            |           |     |                                  |                                                           |               |
| <b>50250 - Commissioner Reimbursement</b>        |            |           |     |                                  |                                                           |               |
| Bill                                             | 02/12/2021 | Reimb...  |     | Shirley Reed                     | Reimbursement Request Jan 11 - February 11, 2021          | 900.00        |
| Bill                                             | 02/12/2021 | Jan/F...  |     | Fred A Scibuola                  | Jan 1 - Feb 12, 2021 Reimbursement                        | 1,200.00      |
| Bill                                             | 03/16/2021 | Feb/M...  |     | Fred A Scibuola                  | Feb 23 - March 15, 2021 Reimbursement                     | 600.00        |
| Bill                                             | 03/17/2021 | Reim ...  |     | Shirley Reed                     | Reimbursement Request February 15 - March 15, 2021        | 900.00        |
| Bill                                             | 04/13/2021 | March...  |     | Fred A Scibuola                  | March 30 - April 13, 2021 Reimbursement                   | 600.00        |
| Bill                                             | 04/14/2021 | Reim ...  |     | Shirley Reed                     | Reimbursement Request March 20 - April 1, 2021            | 600.00        |
| Bill                                             | 05/18/2021 | Apr/M...  |     | Fred A Scibuola                  | April 14 - May 18, 2021 Reimbursement                     | 900.00        |
| Bill                                             | 05/19/2021 | Reim ...  |     | Shirley Reed                     | Reimbursement Request April 2 - May 18, 2021              | 1,200.00      |
| Bill                                             | 06/24/2021 | May/J...  |     | Fred A Scibuola                  | May 19 - June 22, 2021 Reimbursement                      | 600.00        |
| Bill                                             | 06/30/2021 | Reim ...  |     | Shirley Reed                     | Reimbursement Request May 24 - June 28, 2021              | 1,050.00      |
| Bill                                             | 07/20/2021 | June/J... |     | Fred A Scibuola                  | June 28 - July 8, 2021 Reimbursement                      | 600.00        |
| Bill                                             | 07/31/2021 | July/A... |     | Fred A Scibuola                  | July 9 - Aug 24, 2021 Reimbursement                       | 600.00        |
| Bill                                             | 08/25/2021 | Reim ...  |     | Shirley Reed                     | Reimbursement Request July 21 - August 11, 2021           | 750.00        |
| Bill                                             | 09/21/2021 | Aug/S...  |     | Fred A Scibuola                  | Aug 31 - Sept 21, 2021 Reimbursement                      | 600.00        |
| Bill                                             | 10/19/2021 | Sept/...  |     | Fred A Scibuola                  | Sept 21 - Oct 19, 2021 Reimbursement                      | 600.00        |
| Bill                                             | 10/20/2021 | Oct R...  |     | Fred A Scibuola                  | Oct 22 - 29, 2021 Reimbursement                           | 600.00        |
| Bill                                             | 11/16/2021 | Reim ...  |     | Shirley Reed                     | Reimbursement Request August 26 - November 16, ...        | 1,800.00      |
| Bill                                             | 11/30/2021 | Nov R...  |     | Fred A Scibuola                  | Nov 2021 Reimbursement                                    | 300.00        |
| Bill                                             | 11/30/2021 | 2021 ...  |     | Cathy Sunday_                    | Commissioner Reimbursement 2021                           | 7,000.00      |
| Bill                                             | 12/15/2021 | 2021 ...  |     | Virginia Bazan                   | Meeting reimbursement                                     | 6,300.00      |
| Total 50250 - Commissioner Reimbursement         |            |           |     |                                  |                                                           | 27,700.00     |
| Total 50000 - Commissioner Salaries and Wages    |            |           |     |                                  |                                                           | 27,700.00     |
| <b>51000 - HCEC Program Expense</b>              |            |           |     |                                  |                                                           |               |
| <b>51100 - HCEC Contract Expense</b>             |            |           |     |                                  |                                                           |               |
| Bill                                             | 01/31/2021 | 2277      |     | HCEC                             | Rate change to \$984.21 @ 1857 trips (less \$384,204)     | 1,443,474.00  |
| Bill                                             | 02/28/2021 | 2294      |     | HCEC                             | Rate change to \$984.21 @ 1859 trips (less \$224,838)     | 1,604,809.00  |
| Bill                                             | 03/31/2021 | 2316      |     | HCEC                             | Rate change to \$984.21 @ 1919 trips (less \$486,458)     | 1,402,241.00  |
| Bill                                             | 04/30/2021 | 2339      |     | HCEC                             | Rate change to \$984.21 @ 2036 trips (less \$474,060)     | 1,529,792.00  |
| Bill                                             | 05/31/2021 | 2354      |     | HCEC                             | Rate change to \$984.21 @ 1991trips (less \$422,066)      | 1,537,496.00  |
| Bill                                             | 06/30/2021 | 2371      |     | HCEC                             | Rate change to \$984.21 @ 1934 trips (less \$458,170)     | 1,445,292.00  |
| Bill                                             | 07/31/2021 | 2390      |     | HCEC                             | Rate change to \$984.21 @ 2035 trips (less \$317,939)     | 1,684,928.00  |
| Bill                                             | 08/31/2021 | 2407      |     | HCEC                             | Rate change to \$984.21 @ 2280 trips (less \$473,658)     | 1,770,340.00  |
| Bill                                             | 09/30/2021 | 2425      |     | HCEC                             | Rate change to \$984.21 @ 2005 trips (less \$458,166)     | 1,515,175.00  |
| Bill                                             | 10/31/2021 | 2447      |     | HCEC                             | Rate change to \$984.21 @ 1882 trips (less \$485,214)     | 1,367,069.00  |
| Bill                                             | 11/30/2021 | 2462      |     | HCEC                             | Rate change to \$984.21 @ 1949 trips (less \$537,018)     | 1,381,207.00  |
| Bill                                             | 12/31/2021 | 2481      |     | HCEC                             | Rate change to \$984.21 @ 2142 trips (less \$438,000) ... | 791,790.00    |
| Total 51100 - HCEC Contract Expense              |            |           |     |                                  |                                                           | 17,473,613.00 |
| Total 51000 - HCEC Program Expense               |            |           |     |                                  |                                                           | 17,473,613.00 |
| <b>52000 - Contract Services (DNU)</b>           |            |           |     |                                  |                                                           |               |
| <b>52100 - Accounting Fees</b>                   |            |           |     |                                  |                                                           |               |
| Bill                                             | 01/31/2021 | 2179      |     | The Morton Accounting Services   | January CPA Services                                      | 4,094.66      |
| Bill                                             | 02/28/2021 | 2187      |     | The Morton Accounting Services   | February CPA Services                                     | 4,523.86      |
| Bill                                             | 03/31/2021 | 2199      |     | The Morton Accounting Services   | March CPA Services                                        | 5,187.43      |
| Bill                                             | 04/30/2021 | 2205      |     | The Morton Accounting Services   | April CPA Services                                        | 4,050.45      |
| Bill                                             | 05/31/2021 | 2214      |     | The Morton Accounting Services   | May CPA Services                                          | 3,508.03      |
| Bill                                             | 06/30/2021 | 2223      |     | The Morton Accounting Services   | June CPA Services                                         | 3,163.99      |
| Bill                                             | 07/31/2021 | 2226      |     | The Morton Accounting Services   | July CPA Services                                         | 3,460.96      |
| Bill                                             | 08/31/2021 | 2231      |     | The Morton Accounting Services   | Aug CPA Services                                          | 3,055.26      |
| Bill                                             | 09/30/2021 | 2237      |     | The Morton Accounting Services   | Sept CPA Services                                         | 3,250.14      |
| Bill                                             | 10/31/2021 | 2248      |     | The Morton Accounting Services   | Oct CPA Services                                          | 3,624.85      |
| Bill                                             | 11/30/2021 | 2274      |     | The Morton Accounting Services   | Nov CPA Services                                          | 3,932.41      |
| Bill                                             | 12/31/2021 | 2285      |     | The Morton Accounting Services   | Dec CPA Services                                          | 4,579.41      |

**Harris County ESD No. 1 - GOF**  
**Profit & Loss Detail**  
**January through December 2021**

| Type                                     | Date       | Num    | Adj | Name                                   | Memo                                      | Amount     |
|------------------------------------------|------------|--------|-----|----------------------------------------|-------------------------------------------|------------|
| Total 52100 - Accounting Fees            |            |        |     |                                        |                                           | 46,431.45  |
| <b>52200 - Audit Fees</b>                |            |        |     |                                        |                                           |            |
| Bill                                     | 03/22/2021 | 17087  | ... | Carr Riggs & Ingram                    | 2020 Audit Billing - Interim              | 14,500.00  |
| Bill                                     | 05/17/2021 | 17135  | ... | Carr Riggs & Ingram                    | 2020 Audit Billing - Final                | 2,575.00   |
| Total 52200 - Audit Fees                 |            |        |     |                                        |                                           | 17,075.00  |
| <b>52300 - Legal Fees</b>                |            |        |     |                                        |                                           |            |
| Bill                                     | 01/11/2021 |        |     | Caryn Papantonakis                     | Legal Fees                                | 6,000.00   |
| Bill                                     | 02/11/2021 |        |     | Caryn Papantonakis                     | Legal Fees                                | 6,000.00   |
| Bill                                     | 03/11/2021 |        |     | Caryn Papantonakis                     | Legal Fees                                | 6,000.00   |
| Bill                                     | 04/11/2021 |        |     | Caryn Papantonakis                     | Legal Fees                                | 6,000.00   |
| Bill                                     | 05/11/2021 |        |     | Caryn Papantonakis                     | Legal Fees                                | 6,000.00   |
| Bill                                     | 06/11/2021 |        |     | Caryn Papantonakis                     | Legal Fees                                | 6,000.00   |
| Bill                                     | 07/11/2021 |        |     | Caryn Papantonakis                     | Legal Fees                                | 6,000.00   |
| Bill                                     | 08/11/2021 |        |     | Caryn Papantonakis                     | Legal Fees                                | 6,000.00   |
| Bill                                     | 09/11/2021 |        |     | Caryn Papantonakis                     | Legal Fees                                | 6,000.00   |
| Bill                                     | 10/11/2021 |        |     | Caryn Papantonakis                     | Legal Fees                                | 6,000.00   |
| Bill                                     | 11/11/2021 |        |     | Caryn Papantonakis                     | Legal Fees                                | 6,000.00   |
| Bill                                     | 12/11/2021 |        |     | Caryn Papantonakis                     | Legal Fees                                | 6,000.00   |
| Total 52300 - Legal Fees                 |            |        |     |                                        |                                           | 72,000.00  |
| <b>52350 - Outside Contract Services</b> |            |        |     |                                        |                                           |            |
| Bill                                     | 01/31/2021 | 8201   |     | AG CM Inc.                             | Project Management Support #97 - Jan 2021 | 9,372.60   |
| Bill                                     | 03/15/2021 | 8270   |     | AG CM Inc.                             | Project Management Support #97 - Feb 2021 | 3,575.00   |
| Bill                                     | 04/06/2021 | 56900  |     | Equitax Inc.                           | 2020 Annual Tax True Up                   | 3,200.00   |
| Bill                                     | 04/12/2021 | 8311   |     | AG CM Inc.                             | Project Management Support #97 - Mar 2021 | 2,200.00   |
| Total 52350 - Outside Contract Services  |            |        |     |                                        |                                           | 18,347.60  |
| <b>52550 - Election Expense</b>          |            |        |     |                                        |                                           |            |
| Bill                                     | 02/10/2021 | 211584 |     | Radcliffe Bobbitt Adams Polley         | Legal - Election and Litigation           | 73.12      |
| Bill                                     | 10/31/2021 | 213071 |     | Radcliffe Bobbitt Adams Polley         | Legal - Election and Litigation           | 467.50     |
| Bill                                     | 11/30/2021 | 213436 |     | Radcliffe Bobbitt Adams Polley         | Legal - Election and Litigation           | 885.65     |
| Bill                                     | 12/31/2021 | 213678 |     | Radcliffe Bobbitt Adams Polley         | Legal - Election and Litigation           | 199.97     |
| Total 52550 - Election Expense           |            |        |     |                                        |                                           | 1,626.24   |
| Total 52000 - Contract Services (DNU)    |            |        |     |                                        |                                           | 155,480.29 |
| <b>53000 - Operations (DNU)</b>          |            |        |     |                                        |                                           |            |
| <b>53150 - Dues &amp; Subscriptions</b>  |            |        |     |                                        |                                           |            |
| Bill                                     | 01/31/2021 | 12846  |     | Oak Interactive, LLC                   | Monthly Website Maintenance               | 450.00     |
| Bill                                     | 01/31/2021 | 2179   |     | The Morton Accounting Services         | Quickbooks Subscription                   | 449.00     |
| Bill                                     | 03/01/2021 | 12873  |     | Oak Interactive, LLC                   | Monthly Website Maintenance - Feb         | 450.00     |
| Bill                                     | 03/31/2021 | 12899  |     | Oak Interactive, LLC                   | Monthly Website Maintenance - Mar         | 450.00     |
| Bill                                     | 04/01/2021 | 2021   | ... | SAFE-D                                 | Safe-D Membership Renewal                 | 1,100.00   |
| Bill                                     | 04/30/2021 | 12917  |     | Oak Interactive, LLC                   | Monthly Website Maintenance - April       | 450.00     |
| Bill                                     | 05/31/2021 | 12944  |     | Oak Interactive, LLC                   | Monthly Website Maintenance - May         | 450.00     |
| Bill                                     | 07/01/2021 | 12967  |     | Oak Interactive, LLC                   | Monthly Website Maintenance - June        | 450.00     |
| Bill                                     | 07/31/2021 | 12988  |     | Oak Interactive, LLC                   | Monthly Website Maintenance - July        | 450.00     |
| Bill                                     | 08/31/2021 | 13016  |     | Oak Interactive, LLC                   | Monthly Website Maintenance - Aug         | 450.00     |
| Bill                                     | 09/30/2021 | 13040  |     | Oak Interactive, LLC                   | Monthly Website Maintenance - Sept        | 450.00     |
| Bill                                     | 10/31/2021 | 13065  |     | Oak Interactive, LLC                   | Monthly Website Maintenance - Oct         | 450.00     |
| Bill                                     | 11/30/2021 | 13096  |     | Oak Interactive, LLC                   | Monthly Website Maintenance - Nov         | 450.00     |
| Bill                                     | 12/31/2021 | 13123  |     | Oak Interactive, LLC                   | Monthly Website Maintenance - Dec         | 450.00     |
| Bill                                     | 12/31/2021 | 2021   | ... | Interbelt North Business Owner's As... | Acct #314572 Annual Dues 2021             | 5,642.07   |
| Bill                                     | 12/31/2021 | 2021   | ... | Interbelt North Business Owner's As... | Acct #314573 Annual Dues 2021             | 1,250.89   |
| Total 53150 - Dues & Subscriptions       |            |        |     |                                        |                                           | 13,841.96  |
| <b>53200 - Postage</b>                   |            |        |     |                                        |                                           |            |
| Bill                                     | 01/31/2021 | 2179   |     | The Morton Accounting Services         | Mailing 1099 forms                        | 7.40       |
| Total 53200 - Postage                    |            |        |     |                                        |                                           | 7.40       |
| <b>53300 - Printing &amp; Copying</b>    |            |        |     |                                        |                                           |            |
| Bill                                     | 01/31/2021 | 2179   |     | The Morton Accounting Services         | Copies                                    | 4.35       |
| Bill                                     | 02/28/2021 | 2187   |     | The Morton Accounting Services         | Copies                                    | 10.73      |
| Bill                                     | 03/31/2021 | 2199   |     | The Morton Accounting Services         | Copies                                    | 6.09       |
| Bill                                     | 04/30/2021 | 2205   |     | The Morton Accounting Services         | Copies                                    | 4.93       |
| Bill                                     | 05/31/2021 | 2214   |     | The Morton Accounting Services         | Copies                                    | 2.90       |
| Bill                                     | 06/30/2021 | 2223   |     | The Morton Accounting Services         | Copies                                    | 2.61       |
| Bill                                     | 07/31/2021 | 2226   |     | The Morton Accounting Services         | Copies                                    | 3.19       |
| Bill                                     | 08/31/2021 | 2231   |     | The Morton Accounting Services         | Copies                                    | 4.35       |
| Bill                                     | 09/30/2021 | 2237   |     | The Morton Accounting Services         | Copies                                    | 6.67       |
| Bill                                     | 10/31/2021 | 2248   |     | The Morton Accounting Services         | Copies                                    | 6.67       |
| Bill                                     | 11/30/2021 | 2274   |     | The Morton Accounting Services         | Copies                                    | 6.09       |

7:58 PM

01/23/22

Accrual Basis

**Harris County ESD No. 1 - GOF**  
**Profit & Loss Detail**  
 January through December 2021

| Type                                               | Date       | Num       | Adj | Name                             | Memo                                                   | Amount               |
|----------------------------------------------------|------------|-----------|-----|----------------------------------|--------------------------------------------------------|----------------------|
| Bill                                               | 12/31/2021 | 2285      |     | The Morton Accounting Services   | Copies                                                 | 4.06                 |
| Total 53300 · Printing & Copying                   |            |           |     |                                  |                                                        | 62.64                |
| <b>53350 · Legal Notices &amp; Filing Fees</b>     |            |           |     |                                  |                                                        |                      |
| Bill                                               | 02/28/2021 | 20014...  |     | Houston Chronicle                | Public Hearing - Main News                             | 694.01               |
| Bill                                               | 09/24/2021 | 34145...  |     | Houston Chronicle                | Public Hearing - Main News                             | 11,746.94            |
| Total 53350 · Legal Notices & Filing Fees          |            |           |     |                                  |                                                        | 12,440.95            |
| <b>53400 · Office Supplies</b>                     |            |           |     |                                  |                                                        |                      |
| Bill                                               | 01/31/2021 | 2179      |     | The Morton Accounting Services   | -MULTIPLE-                                             | 291.35               |
| Total 53400 · Office Supplies                      |            |           |     |                                  |                                                        | 291.35               |
| Total 53000 · Operations (DNU)                     |            |           |     |                                  |                                                        | 26,644.30            |
| <b>54000 · General and Admin Expenses</b>          |            |           |     |                                  |                                                        |                      |
| <b>54150 · Insurance - Gen Liab-Err &amp; Omis</b> |            |           |     |                                  |                                                        |                      |
| Bill                                               | 01/31/2021 | 2021 I... |     | VFIS of Texas                    | HARC0-1 Insurance Coverage - 1/1/21 to 12/31/21        | 65,134.00            |
| Bill                                               | 03/08/2021 | 2021 I... |     | VFIS of Texas                    | HARC0-1 Insurance Coverage - 1/1/21 to 12/31/21 - A... | 338.00               |
| Total 54150 · Insurance - Gen Liab-Err & Omis      |            |           |     |                                  |                                                        | 65,472.00            |
| <b>54200 · Insurance - Treasurer's Bond</b>        |            |           |     |                                  |                                                        |                      |
| Bill                                               | 09/20/2021 | Pete ...  |     | Victor Insurance Managers Inc    | 61BSBHZ4083- Serna                                     | 520.00               |
| Total 54200 · Insurance - Treasurer's Bond         |            |           |     |                                  |                                                        | 520.00               |
| <b>54400 · HCAD Qtr Expenses</b>                   |            |           |     |                                  |                                                        |                      |
| Bill                                               | 02/15/2021 | PSI21...  |     | Harris County Appraisal District | 2nd Qtr Quarter 2021 Assessment                        | 34,288.00            |
| Bill                                               | 05/17/2021 | PSI21...  |     | Harris County Appraisal District | 3rd Qtr Quarter 2021 Assessment                        | 34,533.00            |
| Bill                                               | 08/17/2021 | PSI21...  |     | Harris County Appraisal District | 4th Qtr Quarter 2021 Assessment                        | 34,815.00            |
| Bill                                               | 11/17/2021 | PSI21...  |     | Harris County Appraisal District | 1st Qtr Quarter 2022 Assessment                        | 35,484.00            |
| Total 54400 · HCAD Qtr Expenses                    |            |           |     |                                  |                                                        | 139,120.00           |
| <b>54650 · Conference, Conven &amp; Meetings</b>   |            |           |     |                                  |                                                        |                      |
| Bill                                               | 04/01/2021 | 1228      |     | SAFE-D                           | VOID: November 30 Webcast - Shirley Reed \$40 (didn... | 0.00                 |
| Total 54650 · Conference, Conven & Meetings        |            |           |     |                                  |                                                        | 0.00                 |
| Total 54000 · General and Admin Expenses           |            |           |     |                                  |                                                        | 205,112.00           |
| <b>60000 · Interest Expense</b>                    |            |           |     |                                  |                                                        |                      |
| Bill                                               | 01/01/2021 |           |     | De Lage Laden Public Finance     | Building Note - Monthly                                | 5,122.83             |
| Bill                                               | 02/01/2021 | 71112...  |     | De Lage Laden Public Finance     | Building Note - Monthly                                | 4,990.61             |
| Bill                                               | 03/01/2021 |           |     | De Lage Laden Public Finance     | Building Note - Monthly                                | 4,857.84             |
| Bill                                               | 04/01/2021 |           |     | De Lage Laden Public Finance     | Building Note - Monthly                                | 4,724.53             |
| Bill                                               | 05/01/2021 |           |     | De Lage Laden Public Finance     | Building Note - Monthly                                | 4,590.65             |
| Bill                                               | 05/01/2021 |           |     | JPMorgan Chase Bank NA           | Payment for Loan - \$6,251,874.51                      | 42,222.58            |
| Bill                                               | 06/01/2021 | Loan ...  |     | De Lage Laden Public Finance     | Building Note - Monthly                                | 0.00                 |
| Bill                                               | 11/01/2021 |           |     | JPMorgan Chase Bank NA           | Payment for Loan - \$6,251,874.51                      | 40,671.26            |
| Total 60000 · Interest Expense                     |            |           |     |                                  |                                                        | 107,180.30           |
| <b>61000 · Loan Costs</b>                          |            |           |     |                                  |                                                        |                      |
| Bill                                               | 11/01/2021 | 9719      |     | Government Capital Corporation   | Loan Closing - Cost of Issuance                        | 65,000.00            |
| Total 61000 · Loan Costs                           |            |           |     |                                  |                                                        | 65,000.00            |
| Total Expense                                      |            |           |     |                                  |                                                        | 18,185,261.25        |
| Net Ordinary Income                                |            |           |     |                                  |                                                        | -3,760,844.19        |
| <b>Other Income/Expense</b>                        |            |           |     |                                  |                                                        |                      |
| <b>Other Income</b>                                |            |           |     |                                  |                                                        |                      |
| <b>71000 · Gain/Loss on Sale of Asset</b>          |            |           |     |                                  |                                                        |                      |
| Deposit                                            | 08/13/2021 |           |     | Lemons Auctioneers, LLP          | Assets Sold in Auction                                 | 73,437.00            |
| Total 71000 · Gain/Loss on Sale of Asset           |            |           |     |                                  |                                                        | 73,437.00            |
| Total Other Income                                 |            |           |     |                                  |                                                        | 73,437.00            |
| Net Other Income                                   |            |           |     |                                  |                                                        | 73,437.00            |
| <b>Net Income</b>                                  |            |           |     |                                  |                                                        | <b>-3,687,407.19</b> |

No assurance is provided on these financial statements

# Invoice



Page 1/1  
 Invoice 02481  
 Date 12/31/2021

**Harris County Emergency Corps**  
 2800 Aldine Bender Road  
 Houston TX 77032

**Bill To:** Harris County ESD#1  
 2800 Aldine Bender Rd  
 Houston Texas 77032

**Ship To:** Harris County ESD#1  
 2800 Aldine Bender Rd  
 Houston Texas 77032

| Purchase Order No. |         | Customer ID |                  | Salesperson ID                                                          |  | Payment Terms  | Req Ship Date | Master No.   |
|--------------------|---------|-------------|------------------|-------------------------------------------------------------------------|--|----------------|---------------|--------------|
|                    |         | H0001       |                  |                                                                         |  | Due on Receipt | 12/31/2021    | 2,381        |
| Ordered            | Shipped | B/O         | Item Number      | Description                                                             |  | Discount       | Unit Price    | Ext. Price   |
| 1.00               | 1.00    | 0.00        | 911 SERVICES     | 2142 Responses x \$984.21 - IMX<br>\$438,000 (Max for 2021 = \$791,790) |  | \$0.00         | \$791,790.00  | \$791,790.00 |
| 1.00               | 1.00    | 0.00        | LEASE PAYMENTS   | Lease payments to ESD1 Bldg/Eq                                          |  | \$0.00         | -\$45,553.00  | -\$45,553.00 |
| 1.00               | 1.00    | 0.00        | LEASE AMBULANCES | Lease Payments ESD1 ambulances                                          |  | \$0.00         | -\$7,000.00   | -\$7,000.00  |

|                       |              |
|-----------------------|--------------|
| <b>Subtotal</b>       | \$739,237.00 |
| <b>Misc</b>           | \$0.00       |
| <b>Tax</b>            | \$0.00       |
| <b>Freight</b>        | \$0.00       |
| <b>Trade Discount</b> | \$0.00       |
| <b>Total</b>          | \$739,237.00 |



FirstService Houston  
 PO Box 442047  
 Houston, TX 77244 2047

RETURN SERVICE REQUESTED

HARRIS COUNTY EMERGE  
 2800 ALDINE BENDER RD  
 HOUSTON TX 77032-3502



**Account Information**

FirstService Residential is pleased to be the managing agent for your community!

From: Interbell North Business Center Owners Association

Account # 314572

Date 12/14/2021

Total Due: \$5,642.07

**Important Information**

This is your annual invoice for association property maintenance and operation. Payments not received by the due date may incur additional fees.

Payment Options.

- **By Electronic Payment:** [www.clickpay.com](http://www.clickpay.com) (instructions attached)
- **By Phone:** 1.888.354.0135 (Option 1)
- **By Mail:** PO Box 30419, Tampa FL 33630-3419 (include coupon and account number)
- **Payment plan options:** Call 800.932.9449 to obtain instructions on how to apply and receive approval for a payment plan.

If your account is in collections with the Association's attorney there may be additional legal fees not posted to the current balance.

For questions, please call or email FirstService Residential at 877.253.9689 or [contactus.tx@fsresidential.com](mailto:contactus.tx@fsresidential.com).



FirstService Houston  
 PO Box 442047  
 Houston, TX  
 77244-2047

▲ FOLD ON PERFORATION, DETACH COUPON, AND RETURN WITH PAYMENT ▲

|                        |              |                        |            |
|------------------------|--------------|------------------------|------------|
| <b>Account #</b>       |              | <b>314572</b>          |            |
| <b>Due Date</b>        | Jan 1, 2022  | <b>Pay This Amount</b> | \$5,642.07 |
| <b>After This Date</b> | Jan 31, 2022 | <b>Pay This Amount</b> | \$5,751.70 |

HARRIS COUNTY EMERGE  
 2800 ALDINE BENDER RD  
 HOUSTON TX 77032-3502

Interbell North Business Center Owners Association  
 FirstService Houston  
 PO BOX 30419  
 TAMPA, FL 33630-3419

4322000314572010122005642075





**INTERBELT NORTH BUSINESS CENTER OWNER'S ASSOCIATION, INC.**

**2022 ASSESSMENT FEE**

Attached is your coupon for the Year 2022 Maintenance Assessment.

The Board of Directors for **Interbelt North Business Center OA** adopted a 3.6% increase to the 2022 operating budget with the maintenance assessment of **\$0.0510484 per square foot**. Please send your check payable to **Interbelt North Business Center OA** along with the remittance coupon to the address printed on the coupon. You may also pay by credit card via the FirstService Residential website [www.fsresidential.com](http://www.fsresidential.com). Credit card payments are subject to a convenience fee.

The 2022 Assessment for your community association is due in full on **January 1, 2022**, and becomes delinquent on **January 31, 2022**. If your payment is received after **January 31, 2022**, you will be charged a **\$25.00 late fee and interest of 18% per annum** until paid in full.

Your maintenance fee pays for items such as the landscape maintenance of common areas, street light operation and enforcement of Deed Restrictions.

The total amount does include any past due balance as of the date of printing. If your account is in collection with the Association's attorney there may be additional legal fees not posted to the current balance. If your Mortgage Company pays your Assessment fee, please forward the payment coupon to them.

In an effort to promote effective communication and to receive notices regarding your community, Sec. 209.0051, Subsection (e) (2) (B) of the Texas Residential Property Owners Protection Act allows "sending notice by e-mail to each owner who has registered an e-mail address with the association." PerSec. 209.0051 Subsection (f), "It is an owner's duty to keep an updated e-mail address registered with the property owners' association." Therefore, we respectfully request that you register your e-mail address with FirstService Residential, Inc. In order to make sure that we have your correct email address in our records, please send us an email at [contactus.tx@fsresidential.com](mailto:contactus.tx@fsresidential.com) that includes your name, account number and property address. In addition, please put your association name in the subject line.

Your FirstService Residential team looks forward to working with you to carry out the daily operations of your Association. Should you have any questions or suggestions about your community, please contact FirstService by calling 281-681-2000.

We thank you in advance for your support and wish you Happy Holidays and a prosperous New Year.





**INTERBELT NORTH BUSINESS CENTER OA, INC.**  
**2022 Budget - Approved - 3.6% Increase**  
**Operating Account**

| <b>Operating Income</b> | <b>2022<br/>Year</b> | <b>2022<br/>Month</b> |
|-------------------------|----------------------|-----------------------|
| Assessments             | <b>154,913</b>       | 12,909                |
| Finance Charges         | 0                    | 0                     |
| Late Fees               | 0                    | 0                     |
| Architectural Income    | 0                    | 0                     |
| Interest                | 0                    | 0                     |
| Other Income            | 0                    | 0                     |
| <b>Total Income</b>     | <b>154,913</b>       | <b>12,909</b>         |

**Operating Expenses**

|                              |                |               |
|------------------------------|----------------|---------------|
| Administrative Expense Other | 100            | 8             |
| Audit/Tax Preparation        | 1,600          |               |
| Electricity-Common Area      | 9,000          | 750           |
| Insurance                    | 10,151         | 846           |
| Landscape Contract           | 6,900          | 575           |
| Legal Expenses               | 450            | 38            |
| Maintenance & Repairs        | 500            | 42            |
| Management Fees              | 13,778         | 1,148         |
| Office Supplies              | 605            | 50            |
| Reserve Fund                 | 3,330          | 277           |
| Security Service             | 104,740        | 8,728         |
| Street Sweeping              | 3,671          | 306           |
| <b>Total Expenses</b>        | <b>154,825</b> | <b>12,902</b> |
| <b>Surplus / (Deficit)</b>   | <b>88</b>      | <b>44</b>     |





FirstService

Attention Residents

# IMPORTANT BILLING CHANGES

Dear Resident,

Effective immediately, please note the following important changes that are being made to the way your payments are accepted moving forward.

Starting on 1/1/2020, we will be accepting payments only by paper check, money order, and credit card. Online Bill Pay features. If you choose to pay by check or money order, please mail your payments to the address below moving forward. **If you pay through your bank's online Bill Pay feature, please log in to your online banking account and update the payee's address as listed below:**

**Association Name  
c/o FirstService Residential  
P.O. Box 30419  
Tampa, FL 33630-3419**

Please continue to make checks payable to the entity listed on your statement or coupon, include the remittance slip with your payments, and write the account number found on your statement or coupon in the notes section of your check or Online Bill Pay settings.

If you aren't already taking advantage of this payment option, we request that you create an account with our provider, **ClickPay**, and make individual or automatic payments online by e-check (ACH) at no cost to you or by credit and debit card for a nominal fee.

**[www.ClickPay.com/FirstService](http://www.ClickPay.com/FirstService)**

Click **Register** and create your online profile with **ClickPay**

**Connect Your Home** using the account number found on your coupon or statement

Set up **Automatic Payments** or click **Pay Now** to make one-time payments

For help with your account or setting up payments online, please contact **ClickPay** through their online help center at **[www.ClickPay.com/GetHelp](http://www.ClickPay.com/GetHelp)**.

Thank you for your attention to this matter.

FirstService Residential





FirstService Houston  
 PO Box 442047  
 Houston, TX 77244 2047

RETURN SERVICE REQUESTED

HARRIS COUNTY EMERGE  
 2800 ALDINE BENDER RD  
 HOUSTON TX 77032-3502



### Account Information

FirstService Residential is pleased to be the managing agent for your community!

From: Interbell North Business Center Owners Association

Account #: 314573

Date: 12/14/2021

Total Due: \$1,250.89

## Important Information

This is your annual invoice for association property maintenance and operation. Payments not received by the due date may incur additional fees.

### Payment Options:

- **By Electronic Payment:** [www.clickpay.com](http://www.clickpay.com) (instructions attached)
- **By Phone:** 1.888.354.0135 (Option 1)
- **By Mail:** PO Box 30419, Tampa FL 33630-3419 (include coupon and account number)
- **Payment plan options:** Call 800.932.9449 to obtain instructions on how to apply and receive approval for a payment plan.

If your account is in collections with the Association's attorney there may be additional legal fees not posted to the current balance

For questions, please call or email FirstService Residential at 877.253.9689 or [contactus.tx@fsresidential.com](mailto:contactus.tx@fsresidential.com).



FirstService Houston  
 PO Box 442047  
 Houston, TX  
 77244-2047

▲ FOLD ON PERFORATION, DETACH COUPON, AND RETURN WITH PAYMENT ▲

|                 |              |                 |            |
|-----------------|--------------|-----------------|------------|
| Account #       |              | 314573          |            |
| Due Date        | Jan 1, 2022  | Pay This Amount | \$1,250.89 |
| After This Date | Jan 31, 2022 | Pay This Amount | \$1,294.65 |

HARRIS COUNTY EMERGE  
 2800 ALDINE BENDER RD  
 HOUSTON TX 77032-3502

Interbell North Business Center Owners Association  
 FirstService Houston  
 PO BOX 30419  
 TAMPA, FL 33630-3419

4322000314573010122001250897







**INTERBELT NORTH BUSINESS CENTER OWNER'S ASSOCIATION, INC.**

**2022 ASSESSMENT FEE**

Attached is your coupon for the Year 2022 Maintenance Assessment.

The Board of Directors for **Interbelt North Business Center OA** adopted a 3.6% increase to the 2022 operating budget with the maintenance assessment of **\$0.0510484 per square foot**. Please send your check payable to **Interbelt North Business Center OA** along with the remittance coupon to the address printed on the coupon. You may also pay by credit card via the FirstService Residential website [www.fsresidential.com](http://www.fsresidential.com). Credit card payments are subject to a convenience fee.

The 2022 Assessment for your community association is due in full on **January 1, 2022**, and becomes delinquent on **January 31, 2022**. If your payment is received after **January 31, 2022**, you will be charged a **\$25.00 late fee and interest of 18% per annum** until paid in full.

Your maintenance fee pays for items such as the landscape maintenance of common areas, street light operation and enforcement of Deed Restrictions.

The total amount does include any past due balance as of the date of printing. If your account is in collection with the Association's attorney there may be additional legal fees not posted to the current balance. If your Mortgage Company pays your Assessment fee, please forward the payment coupon to them.

In an effort to promote effective communication and to receive notices regarding your community, Sec. 209.0051, Subsection (e) (2) (B) of the Texas Residential Property Owners Protection Act allows "sending notice by e-mail to each owner who has registered an e-mail address with the association." Per Sec. 209.0051 Subsection (f), "It is an owner's duty to keep an updated e-mail address registered with the property owners' association." Therefore, we respectfully request that you register your e-mail address with FirstService Residential, Inc. In order to make sure that we have your correct email address in our records, please send us an email at [contactus.tx@fsresidential.com](mailto:contactus.tx@fsresidential.com) that includes your name, account number and property address. In addition, please put your association name in the subject line.

Your FirstService Residential team looks forward to working with you to carry out the daily operations of your Association. Should you have any questions or suggestions about your community, please contact FirstService by calling 281-681-2000.

We thank you in advance for your support and wish you Happy Holidays and a prosperous New Year.





**INTERBELT NORTH BUSINESS CENTER OA, INC.**  
**2022 Budget - Approved - 3.6% Increase**  
**Operating Account**

| <b>Operating Income</b> | <b>2022<br/>Year</b> | <b>2022<br/>Month</b> |
|-------------------------|----------------------|-----------------------|
| Assessments             | 154,913              | 12,909                |
| Finance Charges         | 0                    | 0                     |
| Late Fees               | 0                    | 0                     |
| Architectural Income    | 0                    | 0                     |
| Interest                | 0                    | 0                     |
| Other Income            | 0                    | 0                     |
| <b>Total Income</b>     | <b>154,913</b>       | <b>12,909</b>         |

**Operating Expenses**

|                              |                |               |
|------------------------------|----------------|---------------|
| Administrative Expense Other | 100            | 8             |
| Audit/Tax Preparation        | 1,600          |               |
| Electricity-Common Area      | 9,000          | 750           |
| Insurance                    | 10,151         | 846           |
| Landscape Contract           | 6,900          | 575           |
| Legal Expenses               | 450            | 38            |
| Maintenance & Repairs        | 500            | 42            |
| Management Fees              | 13,778         | 1,148         |
| Office Supplies              | 605            | 50            |
| Reserve Fund                 | 3,330          | 277           |
| Security Service             | 104,740        | 8,728         |
| Street Sweeping              | 3,671          | 306           |
| <b>Total Expenses</b>        | <b>154,825</b> | <b>12,902</b> |
| <b>Surplus / (Deficit)</b>   | <b>88</b>      | <b>44</b>     |





FirstService

Attention Residents

# IMPORTANT BILLING CHANGES

Dear Resident,

Effective immediately, please note the following important changes that are being made to the way your payments are accepted moving forward.

## Where to Mail Your Payments

Please continue to make checks payable to the entity listed on your statement or coupon, include the remittance slip with your payments, and write the account number found on your statement or coupon in the notes section of your check or Online Bill Pay settings. If you choose to pay by check or money order, please mail your payments to the address below moving forward. **If you pay through your bank's online Bill Pay feature, please log in to your online banking account and update the payee's address as listed below:**

**Association Name  
c/o FirstService Residential  
P.O. Box 30419  
Tampa, FL 33630-3419**

Please continue to make checks payable to the entity listed on your statement or coupon, include the remittance slip with your payments, and write the account number found on your statement or coupon in the notes section of your check or Online Bill Pay settings.

## Members & Pay Your Dues Online

If you aren't already taking advantage of this payment option, we request that you create an account with our provider, **ClickPay**, and make individual or automatic payments online by e-check (ACH) at no cost to you or by credit and debit card for a nominal fee.

**[www.ClickPay.com/FirstService](http://www.ClickPay.com/FirstService)**

- 1 Click **Register** and create your online profile with **ClickPay**
- 2 **Connect Your Home** using the account number found on your coupon or statement
- 3 Set up **Automatic Payments** or click **Pay Now** to make one-time payments

For help with your account or setting up payments online, please contact **ClickPay** through their online help center at [www.ClickPay.com/GetHelp](http://www.ClickPay.com/GetHelp).

Thank you for your attention to this matter.

FirstService Residential







# INVOICE

## OAK Interactive, LLC

1819 Blue Water Bay Dr., Katy, TX 77494,  
UNITED STATES  
info@oakinteractive.com; Website:  
www.oakinteractive.com

**Invoice No#:** 13123  
**Invoice Date:** Dec 31, 2021  
**Reference:** Creative Services  
**Due Date:** Jan 30, 2022

**\$450.00**  
AMOUNT DUE

### BILL TO

HCESD-1.org  
Melissa Morton  
2800 Aldine Bender Rd., Houston, TX  
77032, UNITED STATES

| #        | ITEMS & DESCRIPTION                           | QTY/HRS | PRICE AMOUNT(\$) |          |
|----------|-----------------------------------------------|---------|------------------|----------|
| 1        | Website Maintenance<br>HCESD-1.org - December | 1       | \$450.00         | \$450.00 |
| Subtotal |                                               |         | \$450.00         | \$450.00 |

**TOTAL \$450.00 USD**

### NOTES TO CUSTOMER

December, 2021 - Kindly Remit to: OAK Interactive, LLC  
1819 Blue Water Bay Dr., Katy, TX 77494

THANK YOU FOR YOUR BUSINESS!

### TERMS AND CONDITIONS

Net 30 - Interest accrued at 2% per month, thereafter. Make checks payable to: OAK Interactive, LLC or pay via Credit Card with a 4% processing fee. Sales Tax applied to:

- Website Maintenance
- Website Design & Development
- Hard Cost for production items



---

# RBAP

---

RADCLIFFE  
BOBBITT  
ADAMS  
POLLEY

America Tower  
2929 Allen Parkway, Suite 3450  
Houston, Texas 77019  
(713) 237-1221  
www.rbaplaw.com

Harris County ESD No. 1  
c/o The Morton Accounting Services  
1125 Cypress Station Drive, Building H-4  
Houston, Texas 77090

January 17, 2022

Client No.: 1850.0000  
Invoice No.: 213678

**Attention:**

**RE:** Elections

| DATE      | DESCRIPTION                                                                                                                                                                                     | HOURS | AMOUNT   |     |
|-----------|-------------------------------------------------------------------------------------------------------------------------------------------------------------------------------------------------|-------|----------|-----|
| Oct-26-21 | Office conference with C. Christensen and M. Garza regarding estimated election expenses for past elections, specifically HCESD 1.                                                              | 0.25  | 56.25    | RRR |
| Dec-08-21 | Finalize Notice of Deadline to File Applications for Place on the Ballot, Notice of Appointment of Designated Agent and Certificates of Posting for same; transmit same to J. Hyde for posting. | 0.50  | 60.00    | RDR |
| Dec-09-21 | Receive and profile Certificates of Posting of election notices from J. Hyde.                                                                                                                   | 0.25  | 30.00    | RDR |
| Dec-22-21 | Complete and submit entity information via Harris County Elections Administrator portal.                                                                                                        | 0.25  | 30.00    | RDR |
|           | Totals                                                                                                                                                                                          | 1.25  | \$176.25 |     |

---

**DISBURSEMENTS**

|           |                                        |       |
|-----------|----------------------------------------|-------|
|           | Photocopies - Black & White            | 2.55  |
| Dec-28-21 | Mileage (11/23/21 Board Meeting - RDA) | 21.17 |

|                                      |                        |
|--------------------------------------|------------------------|
| Totals                               | <u>\$23.72</u>         |
| <b>Total Fee &amp; Disbursements</b> | <u><b>\$199.97</b></u> |
| <b>Balance Now Due</b>               | <u><b>\$199.97</b></u> |

# Invoice



|            |           |
|------------|-----------|
| Date       | Invoice # |
| 12/31/2021 | 2285      |

|                                                                    |
|--------------------------------------------------------------------|
| <b>Bill To</b>                                                     |
| Harris County ESD #1<br>2800 Aldine Bender Rd<br>Houston, TX 77032 |

|              |                 |
|--------------|-----------------|
| <b>Terms</b> | <b>Due Date</b> |
| Net 30       | 1/30/2022       |

| Serviced   | Description                                                                                                                                                                                                                                                                                                                | Hours    | Rate     | Amount   |
|------------|----------------------------------------------------------------------------------------------------------------------------------------------------------------------------------------------------------------------------------------------------------------------------------------------------------------------------|----------|----------|----------|
| 12/31/2021 | December Financial Statements                                                                                                                                                                                                                                                                                              |          | 2,750.00 | 2,750.00 |
| 12/31/2021 | Additional Hours (Fixed asset management, meeting with board members for ACH approval for Prosperity, review of debt agreement, fix board member lock outs, special reporting, work with Arbitrage group for arbitrage review, running reports for Arbitrage group, work with Caryn regarding issues with Arbitrage group) | 13.06718 | 140.00   | 1,829.41 |
| 12/31/2021 | Copies                                                                                                                                                                                                                                                                                                                     | 14       | 0.29     | 4.06     |

Please Remit Payment to:  
The Morton Accounting Service  
1125 Cypress Station Dr. Bldg H-4  
Houston, TX 77090

or via the Intuit payment link in the email.

|                         |            |
|-------------------------|------------|
| <b>Total</b>            | \$4,583.47 |
| <b>Payments/Credits</b> | \$0.00     |
| <b>Balance Due</b>      | \$4,583.47 |

VFIS of Texas  
13625 Ronald W Reagan Blvd  
Bldg 3, Suite 100

Cedar Park, TX 78613  
Phone: 800-252-9435 Fax: 512-448-9929

Harris Co ESD #1  
2800 Aldine Bender Rd. Ste A  
Houston, TX 77032

|                          |             |               |
|--------------------------|-------------|---------------|
| <b>INVOICE NO. 90307</b> |             | <b>Page 1</b> |
| ACCOUNT NO.              | OP          | DATE          |
| HARC0-1                  | JO          | 01/12/2022    |
| PRODUCER                 |             |               |
| Glenn Hastings           |             |               |
| BALANCE DUE ON           |             |               |
| 01/12/2022               |             |               |
| AMOUNT PAID              | AMOUNT DUE  |               |
|                          | \$68,346.00 |               |

| itm #                   | Due Date | Type | Policy #           | Description    | Amount             |
|-------------------------|----------|------|--------------------|----------------|--------------------|
| 384984                  | 01/12/22 | CPKG | VFNU-TR-0001761-02 | Policy renewal | \$68,346.00        |
| <b>Invoice Balance:</b> |          |      |                    |                | <b>\$68,346.00</b> |

Mail payments to: 13625 Ronald W Reagan Blvd., Bldg. 3, Suite 100, Cedar Park, TX 78613

WE APPRECIATE YOUR BUSINESS!

To pay online go to : <https://winstar.epaypolicy.com/>



**Property & Casualty  
Summary of Coverages**

---

**PREPARED FOR:**

**HARRIS COUNTY ESD #1**

---

## FOREWORD

The actual insuring agreements are in the policies, not in this summary of coverages. This summary is not binding on your organization, VFIS or the insurance companies we represent. Actual coverage is provided only by the policy.

This document reflects **renewal** coverage information that is not yet effective as of the document preparation date.

Policies included in this summary:

| <b>Policy Number</b> | <b>Effective Date</b> | <b>Expiration Date</b> |
|----------------------|-----------------------|------------------------|
| VFNU-TR-0001761-02   | 01/01/2022            | 01/01/2023             |

## GENERAL INFORMATION

**First Named Insured:** HARRIS COUNTY ESD #1

**Mailing Address:** 2800 ALDINE BENDER ROAD  
HOUSTON, TX 77032

## PROPERTY Schedule of Locations

| <u>Premises</u> | <u>Item</u> | <u>Address</u>                               | <u>Occupancy</u>             |
|-----------------|-------------|----------------------------------------------|------------------------------|
| 1               | 1           | 2800 ALDINE BENDER<br>HOUSTON, TX 77032      | OFFICE/MAINT/DISPATCH        |
| 2               | 1           | 1620 ISOM RD<br>HOUSTON, TX 77032            | WATER WELL WITH SHED         |
| 2               | 2           | 1620 ISOM RD<br>HOUSTON, TX 77032            | AMBULANCE/RESCUE<br>BUILDING |
| 3               | 1           | 6310 ALDINE BENDER<br>HUMBLE, TX 77396       | AMBULANCE/RESCUE<br>BUILDING |
| 3               | 2           | 6310 ALDINE BENDER<br>HUMBLE, TX 77396       | TOWER/ANTENNA                |
| 4               | 1           | 7710 FALLBROOK<br>HOUSTON, TX 77086          | AMBULANCE/RESCUE<br>BUILDING |
| 5               | 1           | 10512 AIRLINE DR<br>HOUSTON, TX 77037        | AMBULANCE/RESCUE<br>BUILDING |
| 6               | 1           | 15600 WOODLAND HILLS DR<br>HOUSTON, TX 77032 | AMBULANCE/RESCUE<br>BUILDING |

### Schedule of Limits & Deductibles

Property Deductible:     **\$5,000**

For the Earthquake, Flood, and Named Storms deductibles listed below, if a deductible percentage is listed, that percentage applies to the sum of the Building and Contents limits.

| <u>Premises/<br/>Item</u> | <u>Building<br/>Limit</u> | <u>Building<br/>Valuation</u> | <u>Contents<br/>Limit</u> | <u>Contents<br/>Valuation</u> | <u>Earthquake<br/>Deductible</u> | <u>Flood<br/>Deductible</u> | <u>Named Storms<br/>Deductible</u> |
|---------------------------|---------------------------|-------------------------------|---------------------------|-------------------------------|----------------------------------|-----------------------------|------------------------------------|
| 1 / 1                     | \$9,211,522               | GRC                           | Not Covered               | N/A                           | 5%                               | \$1,000                     | N/A                                |
| 2 / 1                     | \$12,654                  | RC                            | Not Covered               | N/A                           | 5%                               | \$1,000                     | N/A                                |
| 2 / 2                     | \$2,469,401               | GRC                           | Not Covered               | N/A                           | 5%                               | \$1,000                     | N/A                                |
| 3 / 1                     | \$3,785,600               | GRC                           | Not Covered               | N/A                           | 5%                               | \$1,000                     | N/A                                |
| 3 / 2                     | \$216,320                 | GRC                           | Not Covered               | N/A                           | 5%                               | \$1,000                     | N/A                                |
| 4 / 1                     | \$335,311                 | GRC                           | Not Covered               | N/A                           | 5%                               | \$1,000                     | N/A                                |
| 5 / 1                     | \$936,336                 | GRC                           | Not Covered               | N/A                           | 5%                               | \$1,000                     | N/A                                |
| 6 / 1                     | \$2,600,000               | GRC                           | Not Covered               | N/A                           | 5%                               | \$1,000                     | N/A                                |

## PROPERTY

### Valuation Basis

VFIS insures property on a **guaranteed replacement cost (GRC)**, **replacement cost (RC)**, **actual cash value (ACV)** or **functional replacement cost (FRC)** basis. The previous page shows how your property is currently written.

#### Descriptions

**Guaranteed replacement cost** pays to replace your property, without deduction for depreciation, even if the replacement cost is greater than the limit on the policy. Here's an example:

|                                | <u>With GRC</u> | <u>Without GRC</u> |
|--------------------------------|-----------------|--------------------|
| <b>Policy limit:</b>           | \$100,000       | \$100,000          |
| <b>Actual cost to replace:</b> | \$125,000       | \$125,000          |
| <b>Policy pays:</b>            | \$125,000       | \$100,000          |
| <b>You would have to pay:</b>  | \$0             | \$25,000           |

**Replacement cost** pays to replace your property, without deduction for depreciation, but is subject to the limit on the policy.

**Actual cash value** pays the cost to replace your property, subject to depreciation and subject to the limit on the policy.

**Functional replacement cost** pays to replace your property with similar property intended to perform the same function, when replacement with identical property is impossible or unnecessary; it's subject to the limit you select.



## Property Coverage Extensions

The VFIS policy includes many provisions that provide you additional coverages, including those listed below. The limits listed for the extension apply in addition to the limits already specified in the document. The Property deductible applies to all Property Coverage Extensions except as noted.

|                                          |                                                                                                                               |
|------------------------------------------|-------------------------------------------------------------------------------------------------------------------------------|
| <b>Loss of Income</b>                    | Actual Loss Sustained                                                                                                         |
| <b>Extra Expense</b>                     | Actual Expense Incurred                                                                                                       |
| <b>Ordinance Coverage</b>                | Applies to buildings insured on a Replacement Cost or Guaranteed Replacement Cost basis.                                      |
| <b>Earthquake</b>                        | Applies to buildings and contents. Deductible of 5% of the combined building and contents amounts for each damaged structure. |
| <b>Flood</b>                             | Applies to buildings and contents. Deductible of \$1,000 applies per premises.                                                |
| <b>Crisis Incident Response Coverage</b> | \$25,000 limit any one crisis incident                                                                                        |
| <b>Money &amp; Securities</b>            | Included / \$30,000 Limit                                                                                                     |
| <b>Trees, Shrubs, Plants &amp; Lawns</b> | Full Replacement Cost                                                                                                         |
| <b>Sirens &amp; Antennas</b>             | Included in Building Amount                                                                                                   |
| <b>Commandeered Property of Others</b>   | Full Replacement Cost / Loss of Use                                                                                           |
| <b>Computer Software</b>                 | Included / \$250,000 Limit / Computer Virus                                                                                   |
| <b>Valuable Papers &amp; Records</b>     | Actual Incurred Cost                                                                                                          |
| <b>Accounts Receivable</b>               | Actual Incurred Cost                                                                                                          |
| <b>Recharge Costs</b>                    | Incurred Recharge Cost / No Deductible                                                                                        |
| <b>Deductible Waiver</b>                 | Included                                                                                                                      |

## CRIME

VFIS offers a broad range of fidelity coverages which are customized to meet the needs of emergency service organizations including the following.

- **Employee Dishonesty** provides reimbursement for the loss of your organization's money or other property resulting from dishonest acts of your volunteers or employees.
- **Computer and Funds Transfer Fraud** will pay for loss the insured sustains arising directly out of the loss of or damage to money, securities, and property other than money and securities. This loss must result directly from the use of any computer to fraudulently cause transfer of that property from inside the premises or banking premises to a person outside those premises, or to a place outside those premises.
- **Fraudulent Impersonation** will pay for loss the insured sustains arising directly from having, in good faith, transferred money, securities or other properties in reliance upon a transfer instruction purportedly issued by an employee, customer or vendor, but which proves to have been fraudulently issued by an imposter.
- **Identity Fraud Expense** is the compensation of expense sustained that was incurred by the insured or any employee as a result directly from identity fraud.

Your selections are indicated below.

**Covered Entity**

HARRIS COUNTY ESD #1

|                                                                               |                                           |                                  |                                               |                                               |
|-------------------------------------------------------------------------------|-------------------------------------------|----------------------------------|-----------------------------------------------|-----------------------------------------------|
| <b><u>Public Employee Dishonesty –<br/>Blanket Per Employee</u></b>           | <b><u>Limit</u></b><br>\$100,000          | <b><u>Deductible</u></b><br>None | <b><u>Faithful<br/>Performance</u></b><br>Yes |                                               |
| <b><u>Public Employee Dishonesty –<br/>Position Schedule</u></b><br>TREASURER | <b><u>Number in<br/>Position</u></b><br>1 | <b><u>Limit</u></b><br>\$100,000 | <b><u>Deductible</u></b><br>None              | <b><u>Faithful<br/>Performance</u></b><br>Yes |
| <b><u>Forgery or Alteration</u></b>                                           | <b><u>Limit</u></b><br>\$100,000          | <b><u>Deductible</u></b><br>None |                                               |                                               |
| <b><u>Computer and Funds Transfer Fraud</u></b>                               | <b><u>Limit</u></b><br>\$100,000          | <b><u>Deductible</u></b><br>None |                                               |                                               |
| <b><u>Fraudulent Impersonation</u></b>                                        | <b><u>Limit</u></b><br>\$100,000          | <b><u>Deductible</u></b><br>None |                                               |                                               |
| <b><u>Identity Fraud Expense</u></b>                                          | <b><u>Limit</u></b><br>\$25,000           | <b><u>Deductible</u></b><br>None |                                               |                                               |

**AUTO**

| <u>Coverage</u>                                       | <u>Symbols</u> | <u>Limits</u> |
|-------------------------------------------------------|----------------|---------------|
| Bodily Injury / Property Damage Combined Single Limit | 8,9            | \$1,000,000   |
| "No Fault" or Statutory Personal Injury Protection    |                | Not Included  |
| Medical Payments                                      |                | Not Included  |
| Uninsured Motorists                                   |                | Not Included  |
| Underinsured Motorists Insurance                      |                | Not Included  |
| Physical Damage Comprehensive                         |                | Not Included  |
| Physical Damage Collision                             |                | Not Included  |

**Liability Coverage Extensions**

|                                                                     |                    |
|---------------------------------------------------------------------|--------------------|
| <b>Hired and Borrowed Vehicles</b>                                  | Included (Excess)  |
| <b>Commandeered Automobile</b>                                      | Included (Primary) |
| <b>Volunteers/Employees as insureds under Non-Owned Automobiles</b> | Included (Excess)  |
| <b>Garage Liability</b>                                             | Not Included       |
| <b>Fellow Member Liability</b>                                      | Included           |

**GENERAL LIABILITY / PROFESSIONAL HEALTH CARE LIABILITY**

| <u>Coverages</u>                                                                      | <u>Limits</u> |
|---------------------------------------------------------------------------------------|---------------|
| Each Occurrence or Medical Incident.....                                              | \$1,000,000   |
| Personal and Advertising Injury (each offense).....                                   | \$1,000,000   |
| Fire Damage Legal Liability (any one fire).....                                       | \$1,000,000   |
| Medical Expense (each person).....                                                    | \$10,000      |
| General Aggregate (the total payable in any policy term).....                         | \$3,000,000   |
| Products / Completed Operations Aggregate (the total payable in any policy term)..... | \$3,000,000   |

**Optional Coverages (apply only if checked)**

- Employer’s (Stop Gap) Liability
- Owned Watercraft Liability (boats exceeding 100 horsepower)
- Pollution Liability – Above Ground Storage Tanks

**Coverage Extensions**

|                                                             |                                                                                                    |
|-------------------------------------------------------------|----------------------------------------------------------------------------------------------------|
| <b>Volunteers and Employees as Insureds</b>                 | Included                                                                                           |
| <b>Blanket Additional Insureds</b>                          | Included                                                                                           |
| <b>Fellow Member Liability</b>                              | Included                                                                                           |
| <b>"Good Samaritan" Liability</b>                           | Included                                                                                           |
| <b>Intentional Acts</b>                                     | Included                                                                                           |
| <b>Pollution Liability</b>                                  | Included                                                                                           |
| <b>Liquor Liability</b>                                     | Included                                                                                           |
| <b>Contractual Liability</b>                                | Included                                                                                           |
| <b>Owned Watercraft Liability (up to 100 hp)</b>            | Included                                                                                           |
| <b>Non-Owned Watercraft Liability</b>                       | Included                                                                                           |
| <b>Owned Personal Watercraft (jet skis and waverunners)</b> | Included                                                                                           |
| <b>Expanded Aggregate Limit</b>                             | Per Named Insured<br>(unless you have selected a \$10,000,000 aggregate limit)<br>and Per Location |

### MANAGEMENT LIABILITY

|                                                       | <u>Limits</u> |
|-------------------------------------------------------|---------------|
| Each Offense or Wrongful Act.....                     | \$1,000,000   |
| Aggregate (the total payable in any policy term)..... | \$3,000,000   |
| Defense Expense for Injunctive Relief.....            | \$50,000      |

|                                                         |                                             |
|---------------------------------------------------------|---------------------------------------------|
| <input checked="" type="checkbox"/> "Claims made" basis | <input type="checkbox"/> "Occurrence" basis |
|---------------------------------------------------------|---------------------------------------------|

Management Liability coverage protects you against claims for monetary damages arising out of:

- **Employment-related practices**, such as wrongful termination, failure to promote or sexual harassment,
- Errors in the **administration of employee benefit plans**, such as Accident and Sickness coverage, Group Life or Workers' Compensation, and
- Other wrongful acts.

#### Coverage Extensions

|                                                       |                                                                                               |
|-------------------------------------------------------|-----------------------------------------------------------------------------------------------|
| <b>Outside Directorship Liability</b>                 | Included                                                                                      |
| <b>Blanket Additional Insureds</b>                    | Included                                                                                      |
| <b>Expanded Aggregate Limit</b>                       | Per Named Insured<br><small>(unless you have selected a \$10,000,000 aggregate limit)</small> |
| <b>Fair Labor Standards Act Suit Defense Coverage</b> | \$100,000 for each claim limit                                                                |
| <b>Unintentional Release Of HIPAA Information</b>     | \$100,000 limit                                                                               |

#### Cyber Liability and Privacy Crisis Management Expense

- **Cyber Liability** protects you when claims are made against you for monetary damages arising out of an electronic information security event.
- **Privacy Crisis Management Expense** reimburses for expenses you incur as a result of a privacy crisis management event first discovered during the policy period. This first party coverage is intended to provide professional expertise in the identification and mitigation of a privacy breach while satisfying all Federal and State statutory requirements.
- **Cyber Extortion Expense** reimburses for expenses you incur as a result of a cyber extortion threat first made against you during the policy period.

##### Cyber Liability

|                   |             |                                            |
|-------------------|-------------|--------------------------------------------|
| Each Event Limit: | \$1,000,000 | Each Electronic Information Security Event |
| Retroactive Date: | None        |                                            |

##### Privacy Crisis Management Expense

|                   |          |                    |
|-------------------|----------|--------------------|
| Each Event Limit: | \$50,000 | Each Privacy Event |
| Retroactive Date: | None     |                    |
| Deductible:       | \$0      | Each Privacy Event |

**Cyber Extortion Expense**

|                   |          |                             |
|-------------------|----------|-----------------------------|
| Each Event Limit: | \$20,000 | Each Cyber Extortion Threat |
| Deductible:       | \$0      | Each Cyber Extortion Threat |

**Privacy Crisis Management Expense  
and Cyber Extortion Expense**

|                  |          |           |
|------------------|----------|-----------|
| Aggregate Limit: | \$50,000 | Aggregate |
|------------------|----------|-----------|

## EXCESS LIABILITY

Excess Liability coverage protects you with the following:

1. It provides excess coverage over your primary liability insurance stated on a schedule of underlying insurance.
2. It will automatically take the place of primary liability policies whose aggregate limits have been exhausted.

|                             | <u>Limits</u> |
|-----------------------------|---------------|
| Each Occurrence.....        | \$2,000,000   |
| Annual Aggregate.....       | \$4,000,000   |
| Self-Insured Retention..... | None          |

### Coverage Highlights



|                                   |                                          |
|-----------------------------------|------------------------------------------|
| <b>Liquor Liability</b>           | Follows Form with Underlying             |
| <b>Pollution Liability</b>        | Follows Form with Underlying             |
| <b>Management Liability</b>       | Follows Form with Underlying             |
| <b>Employer's Liability</b>       | Included (Excess)                        |
| <b>Unlimited Defense Costs</b>    | Included                                 |
| <b>Expanded Aggregate Limit</b>   | Per Location                             |
| <b>Unmanned Aircraft (Drones)</b> | Included subject to \$1,000,000 sublimit |

### PREMIUM SUMMARY

|                                            | <u>Premium</u>  |
|--------------------------------------------|-----------------|
| Property.....                              | \$64,959        |
| Crime.....                                 | \$448           |
| Portable Equipment.....                    | \$0             |
| Auto.....                                  | \$250           |
| General Liability.....                     | \$1,074         |
| Management Liability.....                  | \$365           |
| Excess Liability.....                      | \$1,250         |
| <b>Total Estimated Annual Premium.....</b> | <b>\$68,346</b> |

A "zero" premium indicates no existing coverage for that particular line of business.

**APPROVED**  
 Document approved by Harris County ESD-1  
 Board of Commissioners  
 By a Majority Vote  
 on 1-25-22 (Date)

 President of ESD-1       Secretary of ESD-1





## President's Report – HCEC


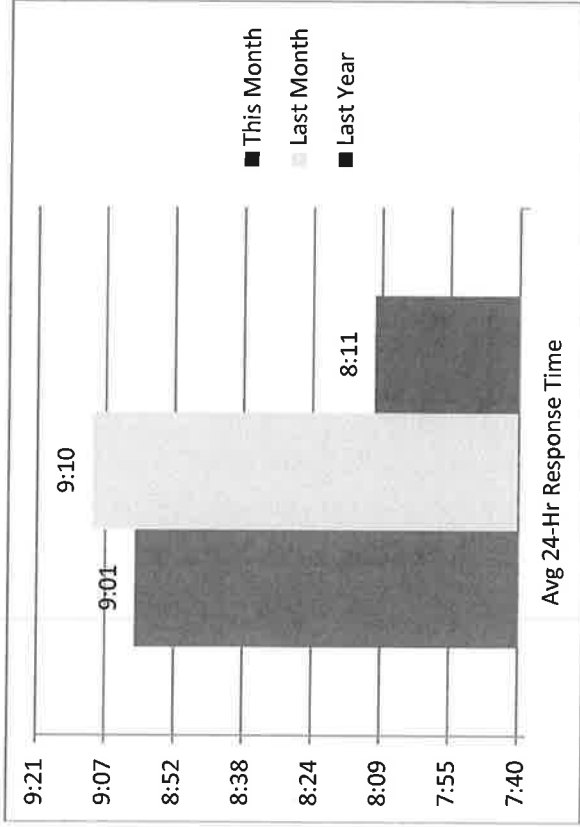
### January 2022 Meeting

- HCEC responded to 2142 911 calls this month, compared to 1949 in the previous month. Our response time is 9:01.
- HCEC discontinued its special events division on January 9, 2022 with the last event at NRG Park.
- Monty Northern is now our new Director of Community Relations.
- HCEC is holding a free Parental Class on January 25. We also held free car seat inspections this month.
- HCEC re-accredited as the world's 264th Medical ACE for the second time. According to the accreditation agency, it's not an easy task at the best of times and to re-accredit during a pandemic is especially impressive.

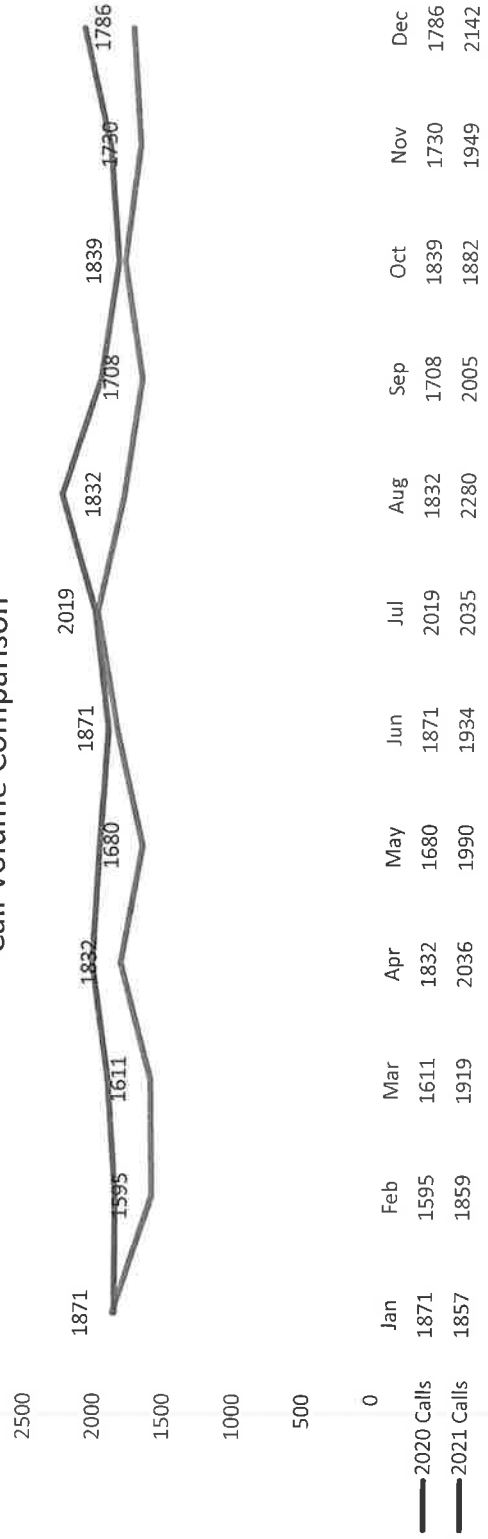
Vehicle Accidents last month: 3

Maintenance Requests last month: 11

# HCEC Activity December 2021



## Call Volume Comparison





Division 11 Harris County Emerg Corps

# 911 STATISTICS REPORT FOR PERIOD 12-01-21 to 12-31-21

1/1/2022 2:00:04 AM Page 1 of 15

| DAILY RESPONSE TOTALS |    |    |    |    |    |    |    |    |    |    |    |    |    |    |    |    |    |    |    |    |    |    |    |    |    |    |    |    |    |    |    |       |
|-----------------------|----|----|----|----|----|----|----|----|----|----|----|----|----|----|----|----|----|----|----|----|----|----|----|----|----|----|----|----|----|----|----|-------|
| Period                | 01 | 02 | 03 | 04 | 05 | 06 | 07 | 08 | 09 | 10 | 11 | 12 | 13 | 14 | 15 | 16 | 17 | 18 | 19 | 20 | 21 | 22 | 23 | 24 | 25 | 26 | 27 | 28 | 29 | 30 | 31 | Total |
| 2021/12               | 76 | 66 | 69 | 76 | 65 | 66 | 53 | 54 | 64 | 51 | 86 | 71 | 65 | 62 | 64 | 74 | 88 | 73 | 64 | 64 | 68 | 50 | 75 | 76 | 70 | 62 | 87 | 83 | 77 | 69 | 74 | 2,142 |
| Total                 | 76 | 66 | 69 | 76 | 65 | 66 | 53 | 54 | 64 | 51 | 86 | 71 | 65 | 62 | 64 | 74 | 88 | 73 | 64 | 64 | 68 | 50 | 75 | 76 | 70 | 62 | 87 | 83 | 77 | 69 | 74 | 2,142 |

\* All Medic units assigned to a response that went enroute in district, NO mutual aid responses

| RESPONSE PRIORITY SUMMARY |       |       |         |       |      |       |
|---------------------------|-------|-------|---------|-------|------|-------|
| Period                    | Alpha | Bravo | Charlie | Delta | Echo | Total |
| 2021/12                   | 421   | 311   | 385     | 634   | 48   | 2,142 |
| Total                     | 421   | 311   | 385     | 634   | 48   | 2,142 |

\* All units assigned to a response that went enroute in district, NO mutual aid responses

| RESPONSE PRIORITY SUMMARY BY DIVISION |       |       |         |       |      |       |
|---------------------------------------|-------|-------|---------|-------|------|-------|
| Division Name                         | Alpha | Bravo | Charlie | Delta | Echo | Total |
| Aldine FD                             | 52    | 46    | 63      | 89    | 6    | 312   |
| Eastex FD                             | 102   | 64    | 82      | 153   | 13   | 483   |
| Little York FD                        | 67    | 40    | 46      | 94    | 12   | 315   |
| Northeast Fire and Rescue             |       |       |         |       |      | 3     |
| Northwest FD                          | 125   | 98    | 115     | 186   | 7    | 637   |
| Westfield FD                          | 75    | 63    | 79      | 112   | 10   | 392   |
| Total                                 | 421   | 311   | 385     | 634   | 48   | 2,142 |

\* All units assigned to a response that went enroute in district, NO mutual aid responses

| OUT OF THE CHUTE RESPONSE AVERAGES AND STATISTICS BY APPARATUS TYPE |                     |                     |                    |                        |                      |                       |
|---------------------------------------------------------------------|---------------------|---------------------|--------------------|------------------------|----------------------|-----------------------|
| APPARATUS TYPE                                                      | ASSIGNED TO ENROUTE | ASSIGNED TO ONSCENE | ENROUTE TO ONSCENE | HOSPITAL TO IN-SERVICE | AVERAGE ONSCENE TIME | AVERAGE INCIDENT TIME |
| Medic                                                               | 00:00:54            | 00:09:01            | 00:08:07           | 00:32:53               | 00:17:57             | 00:57:37              |



Division 11 Harris County Emerg Corps

# 911 STATISTICS REPORT FOR PERIOD 12-01-21 to 12-31-21

1/1/2022 2:00:04 AM Page 2 of 15

\* All units assigned to a response that went enroute in district, NO mutual aid responses

| SERVICE LEVEL STATUS CHANGES BY DAY |         |    |    |    |    |    |    |    |    |    |    |    |    |    |    |    |    |    |       |  |  |  |  |  |  |  |  |  |  |  |  |
|-------------------------------------|---------|----|----|----|----|----|----|----|----|----|----|----|----|----|----|----|----|----|-------|--|--|--|--|--|--|--|--|--|--|--|--|
| Status Level                        | 03      | 04 | 06 | 11 | 13 | 16 | 17 | 18 | 19 | 20 | 22 | 23 | 24 | 25 | 26 | 27 | 28 | 31 | Total |  |  |  |  |  |  |  |  |  |  |  |  |
| 2021-12                             | LEVEL - | 4  | 3  | 1  | 1  | 2  | 2  | 3  | 3  | 2  | 1  | 1  | 1  | 1  | 1  | 5  | 5  | 6  | 47    |  |  |  |  |  |  |  |  |  |  |  |  |
|                                     | LEVEL 0 | 4  | 2  |    |    | 4  | 4  | 1  |    |    |    |    | 1  | 1  | 5  | 1  | 7  | 11 | 41    |  |  |  |  |  |  |  |  |  |  |  |  |
|                                     | LEVEL 1 | 4  | 2  | 3  | 1  | 3  | 3  | 3  | 1  | 1  | 1  | 1  | 1  | 1  | 2  | 5  | 2  | 2  | 37    |  |  |  |  |  |  |  |  |  |  |  |  |
|                                     | Totals  | 12 | 7  | 4  | 2  | 5  | 10 | 10 | 4  | 2  | 2  | 1  | 3  | 2  | 12 | 11 | 14 | 19 | 125   |  |  |  |  |  |  |  |  |  |  |  |  |

| SERVICE LEVEL STATUS CHANGES BY HOUR OF DAY |         |    |    |    |    |    |    |    |    |    |    |    |    |    |    |    |    |       |  |  |  |  |  |
|---------------------------------------------|---------|----|----|----|----|----|----|----|----|----|----|----|----|----|----|----|----|-------|--|--|--|--|--|
| Status Level                                | 00      | 01 | 09 | 10 | 11 | 12 | 13 | 14 | 15 | 16 | 17 | 18 | 19 | 20 | 21 | 22 | 23 | Total |  |  |  |  |  |
| 2021-12                                     | LEVEL - | 1  | 2  | 3  | 4  | 8  | 7  | 3  | 2  | 2  | 8  | 2  | 1  | 3  | 1  |    |    | 47    |  |  |  |  |  |
|                                             | LEVEL 0 | 2  | 1  | 3  | 2  | 5  | 9  | 3  | 2  | 4  | 1  | 4  | 2  | 2  | 1  |    |    | 41    |  |  |  |  |  |
|                                             | LEVEL 1 | 1  | 1  | 3  | 1  | 3  | 4  | 3  | 1  | 2  | 6  | 7  | 3  | 2  |    |    |    | 37    |  |  |  |  |  |
|                                             | Totals  | 4  | 1  | 2  | 7  | 8  | 13 | 9  | 16 | 9  | 5  | 8  | 15 | 11 | 7  | 1  | 2  | 125   |  |  |  |  |  |

| DAILY RESPONSE TOTALS BY APPARATUS TYPE |    |    |    |    |    |    |    |    |    |    |     |    |    |    |    |    |     |    |    |    |    |    |    |     |    |     |    |     |     |    |    |       |
|-----------------------------------------|----|----|----|----|----|----|----|----|----|----|-----|----|----|----|----|----|-----|----|----|----|----|----|----|-----|----|-----|----|-----|-----|----|----|-------|
| Apparatus Type                          | 01 | 02 | 03 | 04 | 05 | 06 | 07 | 08 | 09 | 10 | 11  | 12 | 13 | 14 | 15 | 16 | 17  | 18 | 19 | 20 | 21 | 22 | 23 | 24  | 25 | 26  | 27 | 28  | 29  | 30 | 31 | Total |
| District                                | 7  | 4  | 8  | 8  | 9  | 4  | 8  | 6  | 4  | 4  | 8   | 6  | 8  | 14 | 13 | 7  | 10  | 3  | 9  | 7  | 7  | 5  | 8  | 13  | 8  | 8   | 4  | 8   | 10  | 12 | 5  | 235   |
| Medic                                   | 85 | 71 | 80 | 86 | 73 | 77 | 56 | 63 | 69 | 51 | 95  | 80 | 70 | 67 | 75 | 80 | 104 | 79 | 66 | 69 | 72 | 53 | 80 | 90  | 79 | 67  | 94 | 92  | 87  | 75 | 83 | 2,368 |
| Supervisor                              | 1  | 1  | 1  | 1  | 7  |    |    |    |    |    | 1   |    |    | 3  | 4  | 1  | 1   |    |    |    | 1  |    |    |     |    |     |    |     |     |    |    | 31    |
| Totals                                  | 92 | 76 | 89 | 95 | 89 | 81 | 64 | 69 | 73 | 55 | 104 | 86 | 78 | 84 | 92 | 88 | 115 | 82 | 75 | 76 | 80 | 58 | 89 | 103 | 89 | 100 | 76 | 100 | 100 | 88 | 88 | 2,634 |





Division 11 Harris County Emerg Corps

# 911 STATISTICS REPORT FOR PERIOD 12-01-21 to 12-31-21

1/1/2022 2:00:04 AM Page 4 of 15

\* All units assigned to a response that went enroute in district, NO mutual aid responses

| RESPONSE TIMES BY UNIT - IN DISTRICT     |                     |                     |                    |                        |                      |                       |  |
|------------------------------------------|---------------------|---------------------|--------------------|------------------------|----------------------|-----------------------|--|
| UNIT                                     | ASSIGNED TO ENROUTE | ASSIGNED TO ONSCENE | ENROUTE TO ONSCENE | HOSPITAL TO IN-SERVICE | AVERAGE ONSCENE TIME | AVERAGE INCIDENT TIME |  |
| M91                                      | 00:00:55            | 00:09:24            | 00:08:26           | 00:37:15               | 00:18:16             | 01:04:19              |  |
| M92                                      | 00:00:47            | 00:09:04            | 00:08:16           | 00:36:06               | 00:18:46             | 01:03:39              |  |
| M920                                     | 00:00:47            | 00:10:00            | 00:09:11           | 00:35:25               | 00:18:52             | 00:59:35              |  |
| M921                                     | 00:02:07            | 00:09:39            | 00:07:21           | 00:20:52               | 00:16:52             | 00:52:59              |  |
| M93                                      | 00:00:51            | 00:08:30            | 00:07:39           | 00:27:18               | 00:18:33             | 00:56:26              |  |
| M930                                     | 00:01:05            | 00:09:20            | 00:08:25           | 00:24:33               | 00:17:34             | 00:45:03              |  |
| M931                                     | 00:01:00            | 00:08:15            | 00:07:14           | 00:31:25               | 00:16:27             | 01:01:35              |  |
| M94                                      | 00:00:53            | 00:08:15            | 00:07:21           | 00:28:49               | 00:16:57             | 00:54:15              |  |
| M940                                     | 00:00:55            | 00:08:15            | 00:07:20           | 00:30:14               | 00:16:10             | 00:53:04              |  |
| M941                                     | 00:00:56            | 00:07:41            | 00:06:46           | 00:25:57               | 00:17:17             | 00:57:45              |  |
| M95                                      | 00:00:56            | 00:09:18            | 00:08:21           | 00:32:56               | 00:17:52             | 00:56:51              |  |
| M96                                      | 00:00:53            | 00:08:32            | 00:07:39           | 00:36:27               | 00:18:56             | 01:00:30              |  |
| M97                                      | 00:01:04            | 00:09:26            | 00:08:23           | 00:33:11               | 00:15:25             | 00:51:44              |  |
| M980                                     | 00:00:49            | 00:12:12            | 00:11:22           | 00:30:13               | 00:15:45             | 00:56:06              |  |
| RESPONSE TIMES BY UNIT - OUT OF DISTRICT |                     |                     |                    |                        |                      |                       |  |
| UNIT                                     | ASSIGNED TO ENROUTE | ASSIGNED TO ONSCENE | ENROUTE TO ONSCENE | HOSPITAL TO IN-SERVICE | AVERAGE ONSCENE TIME | AVERAGE INCIDENT TIME |  |
| M91                                      | 00:00:32            | 00:06:28            | 00:05:56           | 00:23:15               | 00:33:54             | 00:22:41              |  |
| M92                                      | 00:00:37            | 00:06:55            | 00:06:18           | 00:48:29               | 00:16:24             | 00:44:23              |  |
| M920                                     | 00:01:10            | 00:09:18            | 00:08:05           | 00:27:52               | 00:43:29             | 00:47:35              |  |
| M93                                      | 00:00:50            | 00:07:24            | 00:06:36           | 00:24:30               | 00:27:09             | 00:53:04              |  |
| M930                                     | 00:00:37            | 00:04:53            | 00:04:15           | 00:45:24               | 00:19:39             | 01:15:12              |  |
| M931                                     | 00:01:04            | 00:00:00            | 00:00:00           | 00:00:00               | 00:00:00             | 00:10:50              |  |
| M94                                      | 00:01:00            | 00:05:04            | 00:04:46           | 00:01:08               | 00:38:37             | 00:26:26              |  |
| M940                                     | 00:02:41            | 00:06:41            | 00:03:44           | 00:16:38               | 01:00:06             | 01:04:44              |  |
| M941                                     | 00:00:00            | 00:00:00            | 00:00:00           | 00:00:00               | 00:00:00             | 00:01:45              |  |
| M95                                      | 00:00:52            | 00:12:02            | 00:11:34           | 00:49:07               | 00:06:34             | 00:38:10              |  |
| M96                                      | 00:00:55            | 00:08:22            | 00:07:27           | 00:29:36               | 00:14:46             | 00:48:38              |  |
| M97                                      | 00:00:50            | 00:08:25            | 00:07:26           | 00:42:46               | 00:10:29             | 00:39:07              |  |
| M980                                     | 00:00:19            | 00:13:50            | 00:13:42           | 23:37:17               | 00:19:53             | 00:26:28              |  |



Division 11 Harris County Emerg Corps

# 911 STATISTICS REPORT FOR PERIOD 12-01-21 to 12-31-21

1/1/2022 2:00:04 AM Page 5 of 15

|               |  | DAILY REFUSAL TOTALS BY UNIT |    |    |    |    |    |    |    |    |    |    |    |    |    |    |    |    |    |    |    |    |    | Total |    |    |    |    |    |    |    |    |       |
|---------------|--|------------------------------|----|----|----|----|----|----|----|----|----|----|----|----|----|----|----|----|----|----|----|----|----|-------|----|----|----|----|----|----|----|----|-------|
|               |  | 01                           | 02 | 03 | 04 | 05 | 06 | 07 | 08 | 09 | 10 | 11 | 12 | 13 | 14 | 15 | 16 | 17 | 18 | 19 | 20 | 21 | 22 | 23    | 24 | 25 | 26 | 27 | 28 | 29 | 30 | 31 | Total |
| M91           |  | 2                            | 3  | 4  | 2  | 1  |    |    | 2  | 2  | 1  | 3  | 1  | 2  |    |    |    |    |    |    | 3  | 1  | 1  | 1     | 1  | 1  | 2  | 1  | 1  | 1  | 3  | 1  | 37    |
| M92           |  | 1                            | 1  | 2  | 3  | 2  | 2  |    |    | 3  | 3  | 1  | 1  | 1  |    |    |    | 3  | 2  | 2  | 4  | 1  | 3  | 4     | 2  | 1  | 1  | 1  | 1  | 1  | 1  | 2  | 40    |
| M920          |  | 2                            |    | 2  | 1  | 2  | 2  | 2  | 2  | 1  | 3  | 1  | 4  | 2  | 2  | 3  | 2  | 3  | 2  | 3  | 1  | 1  | 4  | 2     | 2  | 2  | 2  | 2  | 2  | 1  | 1  | 1  | 48    |
| M921          |  |                              |    |    |    |    |    |    |    |    |    |    |    |    |    |    |    |    |    |    |    |    |    |       |    |    |    |    |    |    |    |    | 1     |
| M93           |  | 1                            | 1  | 2  | 2  | 2  | 2  | 1  | 1  | 1  | 1  | 3  | 5  | 2  | 6  | 3  | 2  | 2  | 3  | 2  | 3  | 3  | 1  | 1     | 1  | 1  | 3  | 1  | 2  | 6  | 2  | 3  | 52    |
| M930          |  | 3                            |    |    |    |    |    |    |    |    |    |    | 3  |    |    |    |    |    |    |    |    |    |    |       |    |    |    |    |    |    |    |    | 8     |
| M931          |  |                              |    | 1  |    |    |    |    |    | 1  | 5  |    |    |    |    |    |    |    |    |    |    |    |    |       |    |    |    |    |    |    |    |    | 8     |
| M94           |  | 2                            | 1  | 3  | 3  | 3  | 2  | 2  | 2  | 2  | 1  | 3  | 1  | 4  | 1  | 3  | 2  | 2  | 2  | 2  | 2  | 2  | 1  | 2     | 4  | 2  | 2  | 1  | 2  | 1  | 1  | 12 |       |
| M940          |  | 3                            | 2  | 3  | 4  | 3  | 1  | 2  | 2  | 1  | 1  | 2  | 2  | 1  | 2  | 1  | 2  | 2  | 2  | 2  | 1  | 1  | 2  | 2     | 2  | 4  | 2  | 1  | 3  | 3  | 2  | 48 |       |
| M95           |  | 4                            | 2  | 1  | 1  | 1  | 1  | 1  | 1  | 1  | 1  | 2  | 2  | 1  | 1  | 1  | 7  | 3  | 2  | 2  | 2  | 2  | 1  | 1     | 3  | 2  | 4  | 2  | 1  | 1  | 1  | 42 |       |
| M96           |  | 2                            | 2  | 1  | 1  | 2  | 2  | 2  | 2  | 2  | 1  | 2  | 4  | 1  | 2  | 4  | 1  | 2  | 4  | 1  | 7  | 1  | 1  | 3     | 3  | 2  | 4  | 2  | 2  | 2  | 3  | 54 |       |
| M97           |  | 2                            | 1  | 1  | 1  | 1  | 1  | 3  | 2  | 2  | 2  | 1  | 1  | 1  | 1  | 1  | 2  | 4  | 1  | 2  | 1  | 1  | 3  | 3     | 3  | 1  | 5  | 1  | 2  | 1  | 5  | 56 |       |
| M980          |  | 3                            | 2  |    |    |    |    |    |    |    |    |    |    |    |    |    |    |    |    |    |    |    |    |       |    |    |    |    |    |    |    |    | 40    |
| <b>Totals</b> |  | 22                           | 10 | 16 | 16 | 14 | 13 | 6  | 14 | 14 | 5  | 24 | 6  | 16 | 13 | 13 | 12 | 31 | 14 | 16 | 12 | 9  | 6  | 15    | 23 | 15 | 15 | 16 | 18 | 26 | 15 | 14 | 459   |

## METHOD OF ALARM

| Alarm                      | Total       |
|----------------------------|-------------|
| 911 Network                | 1942        |
| Alarm Company              | 17          |
| Field Unit On-View         | 2           |
| Law Enforcement            | 67          |
| Other (Not Listed)         | 1           |
| Other Communication Center | 5           |
| Phone - Emergency          | 53          |
| Phone - Non-Emergency      | 38          |
| Radio                      | 15          |
| Walk In                    | 2           |
| <b>Totals</b>              | <b>2142</b> |



Division 11 Harris County Emerg Corps

# 911 STATISTICS REPORT FOR PERIOD 12-01-21 to 12-31-21

1/1/2022 2:00:04 AM Page 6 of 15

| Response Description   | NATURE SUMMARY BY UNIT |     |      |      |     |      |      |     |      |      |     |     |     |      |       |  | Total |
|------------------------|------------------------|-----|------|------|-----|------|------|-----|------|------|-----|-----|-----|------|-------|--|-------|
|                        | M91                    | M92 | M920 | M921 | M93 | M930 | M931 | M94 | M940 | M941 | M95 | M96 | M97 | M980 | Total |  |       |
| / SHOOTING             | 4                      | 2   | 2    |      | 1   |      | 1    | 1   | 3    |      | 1   | 4   | 1   | 1    | 21    |  |       |
| ABNORMAL BREATHING     | 1                      | 1   |      |      | 1   |      | 1    |     | 2    |      |     | 2   |     |      | 8     |  |       |
| ACCIDENT               | 9                      | 12  | 9    | 1    | 5   | 6    | 3    | 7   | 9    |      | 9   | 7   | 5   | 9    | 91    |  |       |
| ALARM                  |                        |     | 1    |      | 4   | 1    | 1    |     |      |      | 1   |     | 2   |      | 10    |  |       |
| ARREST                 | 7                      | 2   | 1    | 1    | 2   |      |      | 6   | 6    |      | 1   | 2   | 1   | 2    | 31    |  |       |
| ASSAULT                | 11                     | 7   | 12   |      | 8   | 6    | 1    | 9   | 7    |      | 5   | 12  | 5   | 8    | 91    |  |       |
| ASSIST                 |                        |     |      |      |     |      |      |     |      | 1    |     | 1   |     |      | 2     |  |       |
| AUTO PED               |                        | 2   | 1    |      | 3   | 1    |      | 4   | 1    |      | 2   | 2   | 1   |      | 17    |  |       |
| AUTO-MOTORCYCLE        |                        | 1   |      |      |     |      |      |     |      |      |     |     |     |      | 1     |  |       |
| AUTO-PEDESTRIAN        | 2                      |     | 1    |      |     |      |      |     |      |      |     | 1   |     |      | 4     |  |       |
| BIKE MOTORCYCLE        | 1                      |     | 1    |      |     |      |      | 1   |      |      |     | 1   |     |      | 4     |  |       |
| BITE/ATTACK            |                        | 1   | 1    |      |     |      |      |     |      | 1    | 1   |     |     | 1    | 5     |  |       |
| BUILDING FIRE          |                        |     |      |      |     |      |      |     |      |      |     |     |     |      | 1     |  |       |
| CALL                   | 59                     | 59  | 49   | 1    | 54  | 12   | 14   | 51  | 40   | 6    | 45  | 61  | 28  | 21   | 500   |  |       |
| CARDIAC                | 19                     | 21  | 21   |      | 19  | 5    | 15   | 24  | 1    | 1    | 22  | 24  | 20  | 3    | 194   |  |       |
| CARE                   |                        | 1   |      |      |     |      |      |     |      |      |     |     |     |      | 1     |  |       |
| CHOKING                | 1                      |     |      |      |     |      |      | 2   | 1    |      | 3   | 1   | 1   |      | 9     |  |       |
| CONVULSION/SEIZURES    | 1                      |     |      |      |     |      |      | 2   | 1    |      |     |     |     |      | 4     |  |       |
| D.O.A.                 | 1                      |     |      |      | 1   |      |      |     |      |      |     |     |     |      | 5     |  |       |
| DIABETIC               | 6                      | 7   | 9    |      | 2   |      | 1    | 4   | 3    |      | 1   | 3   | 3   |      | 39    |  |       |
| DOWN                   |                        |     | 1    |      |     |      |      | 1   | 1    |      |     |     |     |      | 3     |  |       |
| EJECTION               | 1                      |     | 1    | 1    | 2   |      |      |     | 1    |      | 1   |     | 1   |      | 8     |  |       |
| EMS - INJURIES         |                        |     |      |      |     |      |      |     |      |      |     |     |     |      | 1     |  |       |
| ENTRAPMENT             | 2                      | 5   | 5    |      | 2   |      | 1    |     | 2    |      | 2   | 4   |     | 1    | 24    |  |       |
| EXPOSURE               |                        |     |      |      |     |      |      |     |      |      |     |     |     |      | 1     |  |       |
| FALLS                  | 1                      |     | 3    | 1    | 2   |      |      | 4   | 1    |      | 2   | 5   | 1   | 1    | 21    |  |       |
| FIRE                   | 1                      | 2   | 4    |      | 5   |      |      |     | 3    |      | 4   | 4   | 4   | 1    | 28    |  |       |
| FIRE CONTAINED         |                        |     |      |      |     |      |      |     |      |      |     |     |     |      | 1     |  |       |
| FIRE MULT              |                        |     |      |      |     |      |      |     |      |      |     |     |     |      | 1     |  |       |
| FIRE MULTI             |                        |     |      |      |     |      |      |     |      |      |     |     |     |      | 1     |  |       |
| HEADACHE               | 1                      | 1   |      |      |     |      |      | 2   | 2    |      | 1   |     | 1   |      | 6     |  |       |
| HEMORRHAGE/LACERATIONS | 1                      | 2   |      |      | 2   |      |      |     | 2    |      | 3   | 1   | 1   |      | 11    |  |       |
| HIGH VELOCITY          | 1                      | 1   |      |      | 1   |      |      | 1   | 1    |      |     |     | 1   |      | 7     |  |       |
| INJURIES (SPECIFIC)    | 1                      | 1   | 1    |      |     |      |      | 2   | 4    |      | 1   |     |     |      | 10    |  |       |
| INVOLVING BUILDING     | 1                      |     | 2    |      |     |      |      |     |      |      |     |     |     |      | 3     |  |       |
| INVOLVING BUS          |                        |     |      |      |     |      |      |     | 1    |      |     | 1   |     |      | 5     |  |       |
| LOSS OF BALANCE        |                        |     |      |      | 1   |      |      |     |      |      |     |     |     |      | 2     |  |       |
| MEDICAL RESPONSE       |                        | 1   |      |      |     |      |      |     |      |      |     |     |     |      | 1     |  |       |
| NON DWELLING FIRE      | 1                      | 1   |      |      |     |      |      |     |      |      |     | 1   |     |      | 3     |  |       |
| NOT ALERT              | 2                      | 2   | 2    |      | 3   |      | 2    | 2   | 1    |      | 1   | 1   | 1   |      | 16    |  |       |
| NOT ALERT AB RESP      | 2                      | 1   |      |      |     |      |      | 2   | 2    |      |     |     |     |      | 7     |  |       |
| O.B.                   |                        |     |      |      |     |      |      |     |      |      |     |     |     |      | 22    |  |       |
| OVERDOSE               | 2                      | 1   | 4    |      | 7   |      | 1    | 3   | 6    | 1    | 3   | 2   | 3   |      | 22    |  |       |
| OVERDOSE/POISONING     | 1                      |     | 2    |      | 2   |      |      | 2   | 1    |      | 2   | 1   | 3   |      | 7     |  |       |
| PAIN                   |                        |     |      |      |     |      |      |     |      |      |     |     |     |      | 3     |  |       |
| PARALYSIS              | 2                      | 1   |      |      | 1   |      | 1    | 1   |      |      | 1   |     |     |      | 5     |  |       |





Division 11 Harris County Emerg Corps

911 STATISTICS REPORT FOR PERIOD 12-01-21 to 12-31-21

| Response Description | M81        | M92        | M920       | M921      | M93        | M930      | M931      | M94        | M940       | M941      | M95        | M96        | M97        | M980      | Total        |
|----------------------|------------|------------|------------|-----------|------------|-----------|-----------|------------|------------|-----------|------------|------------|------------|-----------|--------------|
| PARTY                | 22         | 23         | 21         |           | 30         | 1         | 2         | 24         | 26         | 3         | 9          | 21         | 20         | 2         | 204          |
| PARTY FROM A FALL    | 11         | 10         | 15         | 2         | 15         | 2         | 6         | 19         | 13         |           | 11         | 16         | 7          | 12        | 139          |
| PROBLEM              | 9          | 6          | 6          |           | 12         | 1         |           | 7          | 10         | 1         | 7          | 12         | 6          |           | 77           |
| PROBLEMS             | 1          |            |            |           |            |           |           |            |            |           |            |            |            |           | 1            |
| PROBLEMS/AICD        | 1          |            |            |           |            |           |           |            |            |           |            |            |            |           | 1            |
| PSYCHIATRIC          | 19         | 5          | 16         |           | 12         | 3         | 3         | 6          | 12         |           | 9          | 9          | 6          | 3         | 103          |
| REACTION             | 1          | 1          | 1          |           | 1          |           |           | 3          | 1          |           | 2          | 2          | 3          | 1         | 16           |
| RESPIRATORY          | 30         | 25         | 25         | 2         | 36         | 1         | 9         | 32         | 34         | 1         | 28         | 28         | 27         | 2         | 280          |
| ROLL OVER            | 1          | 2          | 2          |           |            |           |           |            |            |           | 2          | 1          | 1          | 1         | 10           |
| ROLLOVER             | 3          |            | 1          |           |            |           |           |            | 1          |           |            |            |            |           | 5            |
| SEIZURES             | 13         | 10         | 8          | 1         | 11         |           | 3         | 7          | 6          | 1         | 13         | 8          | 5          | 2         | 88           |
| SHOOTING             |            |            |            |           | 1          |           |           |            |            |           |            |            |            |           | 1            |
| SPEECH PROBLEM       |            | 1          |            |           | 2          |           |           |            | 1          |           | 2          |            |            |           | 6            |
| STABBING             |            |            |            |           |            |           |           |            | 1          |           | 1          |            |            |           | 2            |
| UNCONSCIOUS          |            |            |            |           | 2          |           |           |            | 1          |           |            |            |            |           | 3            |
| VEHICLE ACCIDENT     | 14         | 21         | 23         | 1         | 23         | 8         | 4         | 17         | 11         |           | 8          | 11         | 9          | 18        | 168          |
| VISION PROBLEMS      | 1          |            |            |           |            |           |           |            |            |           |            |            |            |           | 1            |
| WEAKNESS             |            | 1          | 2          |           |            |           |           | 1          |            |           |            |            |            |           | 5            |
| <b>Totals</b>        | <b>286</b> | <b>241</b> | <b>263</b> | <b>11</b> | <b>274</b> | <b>42</b> | <b>60</b> | <b>237</b> | <b>244</b> | <b>16</b> | <b>205</b> | <b>251</b> | <b>169</b> | <b>89</b> | <b>2,363</b> |



Division 11 Harris County Emerg Corps

# 911 STATISTICS REPORT FOR PERIOD 12-01-21 to 12-31-21

1/1/2022 2:00:04 AM Page 8 of 15

|              |  | TRANSPORTS BY UNIT |           |           |           |           |           |           |           |           |           |           |           |           |           |           |           |           |           |           |           |           |           |           |           |           |           |           |           |           |           |              | Total |
|--------------|--|--------------------|-----------|-----------|-----------|-----------|-----------|-----------|-----------|-----------|-----------|-----------|-----------|-----------|-----------|-----------|-----------|-----------|-----------|-----------|-----------|-----------|-----------|-----------|-----------|-----------|-----------|-----------|-----------|-----------|-----------|--------------|-------|
|              |  | 01                 | 02        | 03        | 04        | 05        | 06        | 07        | 08        | 09        | 10        | 11        | 12        | 13        | 14        | 15        | 16        | 17        | 18        | 19        | 20        | 21        | 22        | 23        | 24        | 25        | 26        | 27        | 28        | 29        | 30        | 31           |       |
| M91          |  | 1                  | 3         | 1         | 1         | 2         | 2         | 3         | 1         | 1         | 1         | 2         | 1         | 5         | 1         | 3         | 2         | 1         | 2         | 2         | 3         | 1         | 2         | 2         | 1         | 1         | 1         | 2         | 4         | 2         | 1         | 1            | 161   |
| M92          |  | 1                  | 3         | 3         | 1         | 1         | 2         | 1         | 1         | 1         | 1         | 1         | 1         | 1         | 3         | 1         | 1         | 2         | 2         | 1         | 1         | 1         | 1         | 1         | 1         | 1         | 1         | 1         | 1         | 1         | 1         | 149          |       |
| M920         |  | 1                  | 2         | 1         | 1         | 2         | 1         | 1         | 2         | 2         | 1         | 1         | 1         | 1         | 3         | 3         | 1         | 1         | 1         | 1         | 1         | 3         | 1         | 1         | 1         | 1         | 1         | 1         | 1         | 1         | 1         | 142          |       |
| M921         |  |                    |           |           |           |           |           |           |           |           |           |           |           |           |           |           |           |           |           |           |           |           |           |           |           |           |           |           |           |           |           | 6            |       |
| M93          |  | 1                  | 1         | 1         | 3         | 1         | 3         | 1         | 2         | 1         | 1         | 1         | 1         | 1         | 1         | 4         | 2         | 3         | 2         | 1         | 2         | 2         | 1         | 1         | 1         | 1         | 2         | 1         | 2         | 1         | 1         | 165          |       |
| M930         |  | 1                  |           |           |           |           | 1         | 1         |           |           |           |           |           |           |           | 1         |           |           |           |           | 1         |           |           |           |           |           |           |           |           |           |           | 17           |       |
| M931         |  |                    | 1         | 2         | 1         | 1         |           |           | 1         | 2         | 1         | 1         |           |           |           |           |           |           |           |           |           |           |           |           |           |           |           |           |           |           |           |              | 38    |
| M94          |  | 1                  | 1         | 2         | 2         | 1         | 1         | 2         | 1         | 1         | 1         | 2         | 1         | 1         | 1         | 1         | 2         | 1         | 3         | 1         | 1         | 1         | 1         | 1         | 5         | 1         | 1         | 2         | 2         | 3         | 1         | 1            | 133   |
| M940         |  | 2                  | 1         | 1         | 1         | 3         | 1         | 2         | 3         | 2         | 1         | 1         | 1         | 1         | 1         | 1         | 1         | 1         | 1         | 3         | 1         | 1         | 1         | 4         | 2         | 1         | 1         | 1         | 1         | 2         | 2         | 1            | 130   |
| M941         |  | 1                  | 1         |           |           |           |           |           |           | 1         |           |           |           |           |           |           |           |           |           |           |           |           |           |           |           |           |           |           |           |           |           |              | 12    |
| M95          |  | 2                  | 2         | 1         | 3         | 2         | 3         | 2         | 2         | 2         | 2         | 4         | 2         | 1         | 1         | 2         | 1         | 1         | 1         | 3         | 1         | 1         | 1         | 2         | 1         | 1         | 1         | 1         | 1         | 1         | 1         | 1            | 116   |
| M96          |  | 3                  | 3         | 1         | 1         | 2         | 2         | 2         | 1         | 2         | 2         | 1         | 3         | 2         | 2         | 1         | 1         | 6         | 1         | 1         | 5         | 1         | 1         | 1         | 1         | 1         | 1         | 1         | 1         | 1         | 1         | 1            | 148   |
| M97          |  | 1                  | 1         | 2         | 1         | 1         | 1         | 1         | 1         | 3         | 1         | 2         | 2         | 1         | 1         | 1         | 1         | 1         | 1         | 1         | 1         | 2         | 1         | 1         | 1         | 1         | 1         | 1         | 1         | 3         | 1         | 1            | 90    |
| M980         |  | 2                  | 1         | 1         | 1         | 1         | 1         | 1         | 1         | 1         | 1         | 1         | 1         | 1         | 1         | 1         | 1         | 1         | 1         | 1         | 1         | 1         | 1         | 1         | 1         | 1         | 1         | 1         | 2         | 1         | 1         | 1            | 47    |
| <b>Total</b> |  | <b>47</b>          | <b>47</b> | <b>46</b> | <b>51</b> | <b>38</b> | <b>39</b> | <b>41</b> | <b>32</b> | <b>41</b> | <b>35</b> | <b>53</b> | <b>54</b> | <b>38</b> | <b>42</b> | <b>40</b> | <b>48</b> | <b>43</b> | <b>45</b> | <b>44</b> | <b>37</b> | <b>48</b> | <b>38</b> | <b>43</b> | <b>45</b> | <b>42</b> | <b>45</b> | <b>50</b> | <b>43</b> | <b>39</b> | <b>50</b> | <b>1,364</b> |       |



Division 11 Harris County Emerg Corps

# 911 STATISTICS REPORT FOR PERIOD 12-01-21 to 12-31-21

1/1/2022 2:00:04 AM Page 9 of 15

| Transported To                                     | TRANSPORT DESTINATION SUMMARY BY UNIT |            |            |          |            |           |           |            |            |           |            |            |           |           |  |   |              | Total |
|----------------------------------------------------|---------------------------------------|------------|------------|----------|------------|-----------|-----------|------------|------------|-----------|------------|------------|-----------|-----------|--|---|--------------|-------|
|                                                    | M91                                   | M92        | M920       | M921     | M93        | M930      | M931      | M94        | M940       | M941      | M95        | M96        | M97       | M980      |  |   |              |       |
| BEN TAUB HOSPITAL                                  | 3                                     | 1          | 5          |          |            |           |           | 1          | 1          |           |            |            |           |           |  | 1 | 1            |       |
| CHI ST LUKE VINTAGE                                | 2                                     |            | 1          |          | 8          |           | 2         |            |            |           |            |            |           |           |  |   | 1            |       |
| CHI ST LUKE'S MEDICAL CENTER                       |                                       |            |            |          | 1          |           |           |            |            |           | 1          | 2          |           |           |  |   | 1            |       |
| CHI ST LUKE'S VINTAGE                              | 3                                     | 2          | 1          |          | 5          |           | 1         |            | 2          |           | 1          | 3          |           |           |  |   | 1            |       |
| CHI ST LUKE'S WOODLANDS                            | 2                                     |            |            |          |            |           |           |            |            |           | 2          |            |           |           |  |   | 1            |       |
| CONROE REGIONAL MEDICAL CTR                        |                                       | 1          |            |          |            |           |           |            |            |           |            |            |           |           |  |   | 1            |       |
| FALL CREEK REHAB AND HEALTH CENTER                 |                                       |            | 1          |          |            |           |           |            |            |           |            |            |           |           |  |   | 1            |       |
| HCA ER 2417 WILLOWBROOK                            |                                       |            |            |          | 4          |           |           |            |            |           |            |            |           |           |  |   | 1            |       |
| HCA ER FALLOREEK                                   |                                       | 1          |            |          |            | 1         |           | 4          |            | 1         |            |            | 5         |           |  |   | 1            |       |
| HCA HOUSTON ER 2717 CYFAIR                         |                                       |            |            |          | 5          |           |           |            |            |           |            |            |           |           |  |   | 1            |       |
| HCA HOUSTON HEALTHCARE NORTHWEST                   | 4                                     | 1          |            |          | 4          |           | 1         |            | 1          |           | 2          | 2          |           |           |  |   | 1            |       |
| HCA HOUSTON NORTH CYPRESS                          |                                       |            |            |          | 3          |           |           |            |            |           |            |            |           |           |  |   | 1            |       |
| HCA KINGWOOD MEDICAL CENTER                        |                                       | 1          | 2          |          |            |           |           | 2          | 1          |           |            | 4          |           |           |  | 2 | 1            |       |
| HCA SOUTHEAST                                      |                                       |            |            |          |            |           |           |            |            |           |            |            |           |           |  |   | 1            |       |
| HEALTH ONE EMERGENCY CARE -KINGWOOD                |                                       |            |            |          |            |           |           |            |            |           |            |            |           |           |  |   | 1            |       |
| HOUSTON NW                                         | 49                                    | 17         | 15         |          | 20         | 1         | 5         | 3          | 2          |           | 46         | 16         | 1         |           |  |   | 1            |       |
| KINGWOOD EMERGENCY CENTER                          | 1                                     | 2          | 5          |          |            |           |           | 4          | 5          |           |            |            |           |           |  |   | 9            |       |
| KINGWOOD MEDICAL CENTER                            | 2                                     | 21         | 22         |          |            |           |           | 17         | 13         | 2         | 1          | 1          | 20        |           |  |   | 1            |       |
| LYNDON B JOHNSON GENERAL HOSPITAL                  | 8                                     | 17         | 22         | 1        | 1          |           |           | 20         | 13         | 1         | 8          | 2          | 4         |           |  | 2 | 4            |       |
| MAINLAND MEDICAL CENTER                            |                                       |            |            |          |            |           |           |            |            |           |            |            |           |           |  |   | 1            |       |
| MD ANDERSON CANCER CENTER                          |                                       |            | 1          |          |            |           |           |            |            |           |            |            |           |           |  |   | 1            |       |
| MEMORIAL HERMANN GREATER HEIGHTS                   | 6                                     | 2          | 1          |          |            |           |           |            |            |           |            |            |           |           |  |   | 1            |       |
| MEMORIAL HERMANN HOSPITAL                          |                                       | 6          | 2          |          | 1          |           |           | 2          | 7          | 1         | 4          | 2          | 2         |           |  |   | 1            |       |
| MEMORIAL HERMANN NORTHEAST                         | 10                                    | 56         | 39         | 3        | 2          |           | 1         | 65         | 74         | 6         | 14         | 2          | 47        |           |  | 9 | 2            |       |
| MEMORIAL HERMANN SUMMER CREEK EMERGENCY DEPARTMENT |                                       |            | 1          | 1        |            |           |           | 4          | 3          |           |            |            | 8         |           |  |   | 1            |       |
| MEMORIAL HERMANN WOODLANDS                         | 8                                     | 5          | 3          |          | 4          |           | 3         | 2          | 2          |           | 11         | 5          |           |           |  | 2 | 1            |       |
| METHODIST HOSPITAL                                 |                                       |            |            |          | 1          |           |           |            | 3          |           | 1          | 1          |           |           |  |   | 1            |       |
| METHODIST WILLOWBROOK                              | 34                                    | 7          | 11         |          | 65         | 9         | 18        | 3          | 2          | 2         | 6          | 69         | 1         |           |  | 9 | 1            |       |
| METHODIST WOODLANDS HOSPITAL                       | 1                                     | 1          | 2          |          |            |           |           | 1          | 1          |           | 10         |            |           |           |  |   | 1            |       |
| ST JOSEPH'S HOSPITAL                               | 1                                     | 2          |            |          | 2          |           |           | 1          | 1          |           |            |            |           |           |  |   | 1            |       |
| ST LUKE'S MEDICAL CENTER                           | 15                                    | 1          | 3          |          | 30         | 3         | 2         |            | 1          | 1         | 1          | 25         | 1         |           |  |   | 4            |       |
| ST LUKE'S VINTAGE                                  | 2                                     |            |            |          |            |           |           |            |            |           |            |            |           |           |  |   | 1            |       |
| ST LUKE'S WOODLANDS                                |                                       |            |            |          |            |           |           |            |            |           |            |            |           |           |  |   | 1            |       |
| ST MICHAEL'S ER -THE WOODLANDS                     | 1                                     | 2          | 2          |          | 3          |           | 1         | 1          |            |           | 1          |            |           |           |  |   | 1            |       |
| TEXAS CHILDRENS HOSPITAL                           | 6                                     | 3          | 3          | 1        | 3          |           | 4         | 4          |            |           | 5          | 5          |           |           |  |   | 1            |       |
| TEXAS CHILDRENS THE WOODLANDS CAMPUS               |                                       |            |            |          |            |           |           |            |            |           |            |            |           |           |  |   | 1            |       |
| THE WOMAN'S HOSPITAL OF TEXAS                      |                                       |            |            |          |            |           |           |            |            |           |            |            |           |           |  |   | 1            |       |
| TOMBALL REGIONAL HOSPITAL                          |                                       |            |            |          |            |           |           |            |            |           |            |            |           |           |  |   | 1            |       |
| VETERANS AFFAIRS MEDICAL CENTER                    | 3                                     |            |            |          | 3          |           |           |            |            |           |            |            |           |           |  |   | 3            |       |
| <b>Totals</b>                                      | <b>161</b>                            | <b>149</b> | <b>142</b> | <b>6</b> | <b>165</b> | <b>17</b> | <b>38</b> | <b>133</b> | <b>130</b> | <b>12</b> | <b>116</b> | <b>148</b> | <b>90</b> | <b>47</b> |  |   | <b>1,354</b> |       |



Division 11 Harris County Emerg Corps

911 STATISTICS REPORT FOR PERIOD 12-01-21 to 12-31-21

AVERAGE HOSPITAL TO IN-SERVICE TIME

| Location Name                                      | Transports | Average Duration |
|----------------------------------------------------|------------|------------------|
| /MHW                                               | 1          | 00:30:19         |
| BEN TAUB HOSPITAL                                  | 12         | 00:42:12         |
| CHI ST LUKE VINTAGE                                | 16         | 00:38:26         |
| CHI ST LUKE'S MEDICAL CENTER                       | 1          | 00:32:05         |
| CHI ST LUKE'S VINTAGE                              | 18         | 00:37:17         |
| CHI ST LUKE'S WOODLANDS                            | 4          | 00:37:20         |
| CONROE REGIONAL MEDICAL CTR                        | 2          | 00:34:51         |
| FALL CREEK REHAB AND HEALTH CENTER                 | 1          | 00:43:55         |
| HCA ER 2417 WILLOWBROOK                            | 4          | 00:14:32         |
| HCA ER FALLCREEK                                   | 12         | 00:17:07         |
| HCA HOUSTON ER 2717 CYFAIR                         | 5          | 00:35:11         |
| HCA HOUSTON HEALTHCARE NORTHWEST                   | 16         | 00:26:11         |
| HCA HOUSTON NORTH CYPRESS                          | 3          | 00:20:22         |
| HCA KINGWOOD MEDICAL CENTER                        | 12         | 00:44:21         |
| HCA SOUTHEAST                                      | 1          | 00:37:57         |
| HEALTH ONE EMERGENCY CARE -KINGWOOD                | 1          | 00:11:35         |
| HOUSTON NW                                         | 184        | 00:42:43         |
| KINGWOOD EMERGENCY CENTER                          | 18         | 00:42:34         |
| KINGWOOD MEDICAL CENTER                            | 103        | 00:43:54         |
| LYNDON B JOHNSON GENERAL HOSPITAL                  | 99         | 00:34:10         |
| MAINLAND MEDICAL CENTER                            | 2          | 00:52:08         |
| MD ANDERSON CANCER CENTER                          | 1          | 00:36:25         |
| MEMORIAL HERMANN GREATER HEIGHTS                   | 12         | 00:43:49         |
| MEMORIAL HERMANN HOSPITAL                          | 27         | 00:41:49         |
| MEMORIAL HERMANN NORTHEAST                         | 328        | 00:41:29         |
| MEMORIAL HERMANN SUMMER CREEK EMERGENCY DEPARTMENT | 18         | 00:22:31         |
| MEMORIAL HERMANN WOODLANDS                         | 43         | 00:42:32         |
| METHODIST HOSPITAL                                 | 6          | 00:42:54         |
| METHODIST WILLOWBROOK                              | 234        | 00:36:04         |
| METHODIST WOODLANDS HOSPITAL                       | 16         | 00:42:38         |
| ST JOSEPH'S HOSPITAL                               | 7          | 00:39:49         |
| ST LUKE'S MEDICAL CENTER                           | 4          | 00:32:41         |
| ST LUKE'S VINTAGE                                  | 81         | 00:32:40         |
| ST LUKE'S WOODLANDS                                | 5          | 00:38:08         |
| ST MICHAEL'S ER -THE WOODLANDS                     | 1          | 00:22:11         |
| TEXAS CHILDRENS HOSPITAL                           | 13         | 00:27:18         |
| TEXAS CHILDRENS THE WOODLANDS CAMPUS               | 35         | 00:29:53         |
| THE WOMAN'S HOSPITAL OF TEXAS                      | 1          | 00:19:51         |
| TOMBALL REGIONAL HOSPITAL                          | 3          | 00:35:16         |
| VETERANS AFFAIRS MEDICAL CENTER                    | 4          | 00:25:00         |



**Division 11 Harris County Emerg Corps**

**911 STATISTICS REPORT FOR PERIOD 12-01-21 to 12-31-21**

\* All units assigned to a response that went enroute in district, NO mutual aid responses

| Disposition                     | NO TRANSPORT DISPOSITION SUMMARY BY UNIT |           |            |          |            |           |           |           |           |          |           |            |           |           |           | Total      |
|---------------------------------|------------------------------------------|-----------|------------|----------|------------|-----------|-----------|-----------|-----------|----------|-----------|------------|-----------|-----------|-----------|------------|
|                                 | M91                                      | M92       | M920       | M921     | M93        | M930      | M931      | M94       | M940      | M941     | M95       | M96        | M97       | M980      | M980      |            |
| Accidental Activation           | 2                                        |           |            |          | 2          |           |           |           |           |          | 1         |            | 1         |           |           | 6          |
| Alternative Disposition         | 2                                        | 1         | 1          |          | 2          |           |           |           |           |          |           | 1          | 1         |           |           | 8          |
| Call Cancelled                  | 3                                        | 2         | 3          |          | 2          | 1         | 5         |           |           |          | 3         | 1          | 1         |           | 2         | 23         |
| Call Cancelled/Disregard        |                                          | 1         |            |          |            |           |           |           | 1         |          |           |            |           |           |           | 2          |
| Call Complete                   | 4                                        | 1         | 3          | 1        | 1          | 6         | 1         | 3         | 3         |          |           | 2          | 1         |           | 2         | 28         |
| Call Complete, No Patient Conta |                                          |           |            |          |            |           | 1         |           |           |          |           |            |           |           |           | 1          |
| Call Out of Territory           |                                          |           |            |          |            | 1         |           |           |           |          |           |            |           |           |           | 1          |
| Call Reassigned                 | 12                                       | 7         | 8          | 1        | 5          | 1         | 4         | 6         | 6         | 3        | 6         | 3          | 5         | 2         | 2         | 60         |
| Call Referred                   | 11                                       | 8         | 12         | 1        | 7          | 1         | 1         | 6         | 5         | 6        | 6         | 14         | 2         | 3         |           | 77         |
| Call Referred to Air Ambulance  | 1                                        |           |            |          |            |           |           |           |           |          |           |            |           |           |           | 1          |
| Call Unfounded                  |                                          | 2         | 3          |          | 1          |           | 1         |           | 1         | 1        | 1         |            |           |           |           | 10         |
| Death on Scene                  | 4                                        |           | 1          |          | 2          |           | 1         | 3         | 1         |          |           | 4          | 2         |           |           | 18         |
| Disregard                       | 13                                       | 3         | 12         |          | 7          | 1         | 1         | 11        | 9         | 3        | 3         | 6          | 9         |           |           | 75         |
| Disregard by Alarm Co           |                                          |           |            |          | 1          |           |           |           |           |          |           |            |           |           |           | 1          |
| Duplicate Call                  |                                          |           |            |          |            |           |           |           | 1         |          | 1         |            |           |           |           | 2          |
| Fire - False Alarm              |                                          |           |            |          |            |           |           |           |           |          | 1         |            |           |           |           | 1          |
| Fire - Fire Extinguished        |                                          |           |            |          |            |           | 1         |           |           |          |           |            |           |           |           | 1          |
| Fire - Settled at Scene         |                                          |           |            |          |            |           |           |           |           |          |           |            |           |           |           | 1          |
| No Medical                      | 2                                        | 2         | 1          |          | 10         | 1         | 2         | 4         | 6         | 1        | 2         | 4          | 4         |           |           | 39         |
| No Patient Contact              | 2                                        | 1         | 1          |          | 2          |           | 1         | 1         |           |          |           | 1          | 1         |           |           | 10         |
| Patient Gone on Arrival         |                                          | 1         |            |          | 1          |           |           |           |           |          |           |            |           |           |           | 3          |
| Public Assist Only              |                                          |           |            |          |            |           |           |           |           |          | 2         |            |           |           |           | 3          |
| Refusal AMA                     | 30                                       | 35        | 46         |          | 49         | 8         | 10        | 47        | 39        |          | 50        | 51         | 37        | 20        | 1         | 422        |
| Refusal Parental                | 7                                        | 4         | 2          | 1        | 3          |           | 2         | 1         | 3         |          | 4         | 5          | 3         |           |           | 36         |
| Standby Event / Dedicated Unit  |                                          |           | 1          |          |            |           |           |           |           |          |           |            |           |           |           | 1          |
| Unknown                         | 7                                        | 14        | 16         | 1        | 11         | 4         | 1         | 4         | 14        | 3        | 7         | 12         | 9         | 10        |           | 110        |
| <b>Totals</b>                   | <b>100</b>                               | <b>82</b> | <b>110</b> | <b>5</b> | <b>104</b> | <b>25</b> | <b>21</b> | <b>89</b> | <b>90</b> | <b>3</b> | <b>87</b> | <b>104</b> | <b>79</b> | <b>41</b> | <b>41</b> | <b>940</b> |



Division 11 Harris County Emerg Corps

# 911 STATISTICS REPORT FOR PERIOD 12-01-21 to 12-31-21

1/11/2022 2:00:04 AM Page 12 of 15

| Disposition                    | DISPOSITION SUMMARY BY UNIT |            |            |           |            |           |           |            |            |           |            |            |            |           |      |       |             | Total |
|--------------------------------|-----------------------------|------------|------------|-----------|------------|-----------|-----------|------------|------------|-----------|------------|------------|------------|-----------|------|-------|-------------|-------|
|                                | M91                         | M92        | M920       | M921      | M93        | M930      | M931      | M94        | M940       | M941      | M95        | M96        | M97        | M980      | M980 | Total |             |       |
| Accidental Activation          | 2                           |            |            |           |            |           |           |            |            |           |            |            |            |           |      |       | 6           |       |
| Alternative Disposition        | 2                           | 1          | 1          |           | 2          | 2         |           |            |            |           | 1          | 1          | 1          |           |      |       | 8           |       |
| Call Cancelled                 | 3                           | 2          | 3          |           | 2          | 1         |           | 5          |            |           | 3          | 2          | 1          |           | 2    |       | 24          |       |
| Call Cancelled, Disregard      | 1                           |            |            |           |            |           |           |            | 1          |           |            |            |            |           |      |       | 2           |       |
| Call Complete                  | 164                         | 148        | 144        | 7         | 164        | 23        | 39        | 136        | 131        | 12        | 116        | 146        | 90         | 49        |      |       | 1369        |       |
| Call Complete, No Patient Coma |                             |            |            |           |            |           | 1         |            |            |           |            |            |            |           |      |       | 1           |       |
| Call Out of Territory          |                             |            |            |           |            | 1         |           |            |            |           |            |            |            |           |      |       | 1           |       |
| Call Reassigned                | 12                          | 7          | 8          | 1         | 5          |           | 1         | 4          | 6          |           | 6          | 3          | 5          | 2         |      |       | 60          |       |
| Call Referred                  | 11                          | 8          | 12         | 1         | 7          | 1         | 1         | 6          | 5          |           | 6          | 14         | 2          | 3         |      |       | 77          |       |
| Call Referred to Air Ambulance | 1                           |            |            |           |            |           |           |            |            | 1         | 1          |            |            |           |      |       | 1           |       |
| Call Unfounded                 | 2                           | 3          | 3          |           | 1          |           |           | 1          |            |           | 1          |            |            |           |      |       | 10          |       |
| Clear Hospital                 | 1                           | 1          |            |           |            |           |           |            | 1          |           |            | 1          | 1          |           |      |       | 5           |       |
| Death on Scene                 | 4                           |            | 1          |           | 2          |           |           | 1          | 3          | 1         |            | 4          | 2          |           |      |       | 18          |       |
| Disregard                      | 13                          | 3          | 12         |           | 7          | 1         | 1         | 11         | 9          |           | 3          | 6          | 9          |           |      |       | 75          |       |
| Disregard by Alarm Co          |                             |            |            |           | 1          |           |           |            |            |           |            |            |            |           |      |       | 1           |       |
| Duplicate Call                 |                             |            |            |           |            |           |           |            | 1          |           | 1          |            |            |           |      |       | 2           |       |
| Fire - False Alarm             |                             |            |            |           |            |           |           |            |            |           | 1          |            |            |           |      |       | 1           |       |
| Fire - Fire Extinguished       |                             |            |            |           |            |           |           |            |            |           |            |            |            |           |      |       | 1           |       |
| Fire - Settled at Scene        |                             |            |            |           |            |           |           | 1          |            |           |            |            |            |           |      |       | 1           |       |
| No Medical                     | 2                           | 2          | 1          |           | 10         | 1         | 2         | 4          | 6          | 1         | 2          | 4          | 4          |           |      |       | 39          |       |
| No Patient Contact             | 2                           | 1          | 1          |           | 2          |           | 1         | 1          |            |           |            | 1          | 1          |           |      |       | 10          |       |
| Patient Gone on Arrival        |                             | 1          |            |           | 1          |           |           |            |            |           |            |            |            |           |      |       | 3           |       |
| Public Assist Only             |                             |            |            |           |            |           |           |            |            |           |            |            |            |           |      |       | 3           |       |
| Refusal AMA                    | 30                          | 36         | 46         |           | 49         | 8         | 10        | 47         | 39         |           | 2          | 51         | 37         | 20        | 1    |       | 423         |       |
| Refusal Parental               | 7                           | 4          | 2          | 1         | 3          |           | 2         | 1          | 3          |           | 4          | 5          | 3          | 1         |      |       | 36          |       |
| Standby Event / Dedicated Unit |                             |            | 1          |           |            |           |           |            |            |           |            |            |            |           |      |       | 1           |       |
| Unknown                        | 7                           | 14         | 17         | 1         | 11         | 4         | 1         | 4          | 15         |           | 7          | 12         | 9          | 10        |      |       | 112         |       |
| <b>Totals</b>                  | <b>261</b>                  | <b>231</b> | <b>252</b> | <b>11</b> | <b>267</b> | <b>42</b> | <b>59</b> | <b>222</b> | <b>220</b> | <b>15</b> | <b>203</b> | <b>250</b> | <b>169</b> | <b>88</b> |      |       | <b>2290</b> |       |



# 911 STATISTICS REPORT FOR PERIOD 12-01-21 to 12-31-21

## MUTUAL AID PROVIDED BY YOUR DISTRICT

| Incident ID | Date       | Time     | Unit   | Problem                        | Provided To       | Map       | Call Disposition      |
|-------------|------------|----------|--------|--------------------------------|-------------------|-----------|-----------------------|
| 21-12-60827 | 12/01/2021 | 18:34:10 | M97    | 12A01E SEIZURES                | Atascocita FD     | 376E      | CALL COMPLETE         |
| 21-12-60990 | 12/02/2021 | 16:06:03 | M97    | 31C1 UNCONSCIOUS PARTY         | Atascocita FD     | 376D      | CALL COMPLETE         |
| 21-12-61396 | 12/04/2021 | 21:06:23 | M95    | UNKNOWN PROBLEM                | HC-Agency Unknown | NOT FOUND | NO MEDICAL            |
| 21-12-61473 | 12/05/2021 | 11:45:48 | 9912   | 29D09 MVA NOT ALERT            | Eastex FD         | 414L      | CALL COMPLETE         |
| 21-12-61488 | 12/05/2021 | 12:58:19 | 9912   | 29D02N MVA EJECTION            | Westfield FD      | 414G      | CALL COMPLETE         |
| 21-12-61797 | 12/07/2021 | 12:19:48 | M95    | CONVULSIONS/SEIZURES           | Atascocita FD     | 336S      | CALL OUT OF TERRITORY |
| 21-12-62102 | 12/09/2021 | 12:45:03 | M940   | CARDIAC                        | HC-Agency Unknown | 376A      | CALL COMPLETE         |
| 21-12-62777 | 12/13/2021 | 04:10:46 | M94    | RESIDENTIAL FIRE               | HC-Agency Unknown | 375F      | CALL CANCELLED        |
| 21-12-62988 | 12/14/2021 | 00:40:56 | CPR    | 6D02 RESPIRATORY               | Westfield FD      | 414E      | CALL COMPLETE         |
| 21-12-63204 | 12/15/2021 | 14:24:35 | CHP1   | 26A05 MEDICAL CALL             | Westfield FD      | 414G      | CALL COMPLETE         |
| 21-12-63469 | 12/17/2021 | 01:24:25 | M97    | 28C04X CVA WEAKNESS            | Atascocita FD     | 377J      | CALL COMPLETE         |
| 21-12-63703 | 12/18/2021 | 08:51:08 | M930   | 26A10 MEDICAL CALL             | Northwest EMS     | 288D      | CALL COMPLETE         |
| 21-12-63718 | 12/18/2021 | 10:36:27 | STROKE | 26D01 MEDICAL CALL             | Eastex FD         | 376V      | CALL COMPLETE         |
| 21-12-63745 | 12/18/2021 | 11:45:12 | M930   | 10C03 MEDICAL CALL             | Northwest EMS     | 288G      | CALL COMPLETE         |
| 21-12-63787 | 12/18/2021 | 14:11:47 | M930   | 17B01 INJ. PARTY FROM A FALL   | Northwest EMS     | 288L      | CALL COMPLETE         |
| 21-12-63797 | 12/18/2021 | 15:15:58 | M930   | 10D04 CARDIAC                  | Northwest EMS     | 288M      | CALL COMPLETE         |
| 21-12-63820 | 12/18/2021 | 17:13:09 | M97    | 26C02 MEDICAL CALL             | Atascocita FD     | 337X      | CALL COMPLETE         |
| 21-12-63902 | 12/19/2021 | 06:59:07 | CPR    | 10D04 CARDIAC                  | Westfield FD      | 414S      | CALL COMPLETE         |
| 21-12-64614 | 12/23/2021 | 14:17:38 | TEST   | CITIZEN ASSIST                 | Eastex FD         | 334L      | CALL REFERRED         |
| 21-12-65015 | 12/25/2021 | 17:47:57 | M97    | 31A1 UNCONSCIOUS PARTY         | Atascocita FD     | 377C      | CALL COMPLETE         |
| 21-12-65016 | 12/25/2021 | 17:48:11 | M97    | 9E01 FULL ARREST               | Atascocita FD     | 377A      | DEATH ON SCENE        |
| 21-12-65140 | 12/26/2021 | 12:41:43 | M97    | 24C02 O.B.                     | Atascocita FD     | 377G      | CALL COMPLETE         |
| 21-12-65143 | 12/26/2021 | 12:54:43 | M940   | 12B01E SEIZURES                | Atascocita FD     | 337Y      | CALL COMPLETE         |
| 21-12-65145 | 12/26/2021 | 13:08:35 | M940   | 26A11 MEDICAL CALL             | Atascocita FD     | 377J      | CALL COMPLETE         |
| 21-12-65178 | 12/26/2021 | 15:34:02 | M94    | MEDICAL CALL                   | Atascocita FD     | 376D      | FIRE - CALL COMPLETE  |
| 21-12-65270 | 12/27/2021 | 03:33:17 | CPR    | 9E01 FULL ARREST               | Northwest EMS     | 288L      | DEATH ON SCENE        |
| 21-12-65391 | 12/27/2021 | 17:13:25 | 9912   | Trans/Interfac/Palliative Care | Eastex FD         | 414H      | CALL COMPLETE         |
| 21-12-65532 | 12/28/2021 | 12:15:44 | HCEMS  | 17A04 INJ. PARTY FROM A FALL   | Westfield FD      | 414G      | DISREGARD             |
| 21-12-65534 | 12/28/2021 | 12:25:34 | HCEMS  | 10D05 CARDIAC                  | Westfield FD      | 414A      | MUTUAL AID HANDLED    |
| 21-12-66128 | 12/31/2021 | 14:26:37 | M97    | 21D04M MEDICAL CALL            | Atascocita FD     | 376M      | CALL COMPLETE         |
| 21-12-66224 | 12/31/2021 | 23:10:43 | M940   | 18A01 HEADACHE                 | Atascocita FD     | 377G      | PUBLIC ASSIST ONLY    |
| 21-12-66224 | 12/31/2021 | 23:10:43 | M941   | 18A01 HEADACHE                 | Atascocita FD     | 377G      | PUBLIC ASSIST ONLY    |

Total Mutual Aid Responses Provided By Your District: 31



Division 11 Harris County Emerg Corps

# 911 STATISTICS REPORT FOR PERIOD 12-01-21 to 12-31-21

1/1/2022 2:00:04 AM Page 14 of 15

## CALL TAKING INCIDENTS SUMMARY BY PERIOD

| Call Taker           | 2021/12      | Total        |
|----------------------|--------------|--------------|
| Barber, Jane         | 39           | 39           |
| Barney, Pat          | 17           | 17           |
| Bates, Jennifer      | 61           | 61           |
| Carpenter, Kelli     | 30           | 30           |
| Charles, Lauren      | 56           | 56           |
| Cordova, Carlos      | 60           | 60           |
| Davis, Tammie        | 44           | 44           |
| Douglas, Martin      | 6            | 6            |
| Edge, Tiffani        | 17           | 17           |
| Gaitan, Katherine    | 175          | 175          |
| Garner, William      | 5            | 5            |
| Gonzalez, Alvaro     | 119          | 119          |
| Green, Diana         | 27           | 27           |
| Harris, Precious     | 12           | 12           |
| Harrison, Kearslyn   | 83           | 83           |
| Hernandez, Angelina  | 79           | 79           |
| Kirby, Justin        | 3            | 3            |
| Martinez, Michelle   | 129          | 129          |
| Nieva, Estela        | 59           | 59           |
| Osorio, Tara         | 195          | 195          |
| Parks, Jessica       | 30           | 30           |
| Perches, Greg        | 1            | 1            |
| Posada, Alejandro    | 154          | 154          |
| Rodriguez, Jennifer  | 38           | 38           |
| Ruiz, Ashley         | 130          | 130          |
| Saenz, Riva          | 44           | 44           |
| Schmidt, Amy         | 74           | 74           |
| Scott, Robert T      | 71           | 71           |
| Silva, Jimmy         | 7            | 7            |
| Taylor, Ray          | 4            | 4            |
| Tran, Celeste        | 54           | 54           |
| Turner, Shemekia     | 70           | 70           |
| Walls, Moraya        | 203          | 203          |
| Whittridge, Jennifer | 46           | 46           |
| <b>Total</b>         | <b>2,142</b> | <b>2,142</b> |





Division 11 Harris County Emerg Corps

# 911 STATISTICS REPORT FOR PERIOD 12-01-21 to 12-31-21

1/1/2022 2:00:04 AM Page 15 of 15

## CALL TAKING TIME AVERAGES SUMMARY BY PERIOD

Call Taker 2021/12

|                     |          |
|---------------------|----------|
| Barber, Jane        | 00:04:15 |
| Barney, Pat         | 00:03:37 |
| Bates, Jennifer     | 00:05:08 |
| Carpenter, Kelli    | 00:03:51 |
| Charles, Lauren     | 00:03:16 |
| Cordova, Carlos     | 00:06:56 |
| Davis, Tammie       | 00:05:29 |
| Douglas, Martin     | 00:05:04 |
| Edge, Tiffani       | 00:08:22 |
| Gaitan, Katherine   | 00:05:24 |
| Garner, William     | 00:01:50 |
| Gonzalez, Alvaro    | 00:04:28 |
| Green, Diana        | 00:05:26 |
| Harris, Precious    | 00:06:15 |
| Harrison, Kearstyn  | 00:06:59 |
| Hernandez, Angelina | 00:05:34 |
| Kirby, Justin       | 00:00:41 |
| Martinez, Michelle  | 00:05:09 |
| Nieva, Estela       | 00:03:28 |
| Osorio, Tara        | 00:05:27 |
| Parks, Jessica      | 00:03:53 |
| Perches, Greg       | 00:09:18 |
| Posada, Alejandro   | 00:05:40 |
| Rodriguez, Jennifer | 00:03:28 |
| Ruiz, Ashley        | 00:04:20 |
| Saenz, Riva         | 00:05:10 |
| Schmidt, Amy        | 00:03:38 |
| Scott, Robert T     | 00:03:40 |
| Silva, Jimmy        | 00:03:24 |
| Taylor, Ray         | 00:01:58 |
| Tran, Celeste       | 00:05:22 |
| Turner, Shemekia    | 00:04:38 |
| Walls, Moraya       | 00:06:35 |
| Whitredge, Jennifer | 00:04:02 |