



**Harris County Emergency Services District 1**  
2800 Aldine Bender Road  
Houston, Texas 77032

**REGULAR BOARD MEETING  
December 21, 2021  
ROLL CALL OF COMMISSIONERS**

**APPROVED**

Document approved by Harris County ESD-1  
Board of Commissioners  
By a Majority Vote

on 12/21/21 (Date)

CATHY SUNDAY, PRESIDENT

SHIRLEY REED, VICE PRESIDENT

*arrived late 9:19 AM*

*[Signature]*  
President of ESD-1

*[Signature]*  
Secretary of ESD-1

FRED SCIBUOLA, TREASURER

VIRGINIA BAZAN, SECRETARY

PETE SERNA, ASSISTANT TREASURER

CARYN PAPANTONAKIS, LEGAL COUNSEL TO BOARD

MELISSA MORTON, CPA TO THE BOARD

*via phone*

~~~~~

JEREMY HYDE, HCEC PRESIDENT

HEATH WHITE, HCEC VP OF OPERATIONS

KEIR VERNON, HCEC VP OF ADMINISTRATION

*Via phone*

MARK SMITH, HCEC GENERAL COUNSEL

*via phone*



**Harris County Emergency Services District 1**  
2800 Aldine Bender Road  
Houston, Texas 77032

**REGULAR BOARD OF COMMISSIONERS MEETING  
December 21, 2021  
SIGN-IN SHEET**

---

---

---

---

---

---

---

---

---

---

---

---

---

---

---

---

---

---

---

---

---

---

---



HARRIS COUNTY EMERGENCY SERVICES DISTRICT #1

BOARD OF COMMISSIONERS  
REGULAR MEETING

Meeting Date: Tuesday, December 21, 2021  
Meeting Time: 9:00 a.m.  
Posting Date: Wednesday, December 15, 2021

Location: 2800 Aldine Bender Road  
Houston, Texas 77032

AGENDA

1. Call to order
2. Moment of Silence and Pledge of Allegiance
3. Roll Call of Commissioners
4. Adoption of agenda
5. Open Forum\*
6. Open Comments from the Board of Commissioners
7. Review and possibly approve all Meeting Minutes
8. Report from Building Committee
9. Possible action on Building Committee report
10. Discuss and possibly approve the Morton Accounting Services' monthly report and authorize payment of bills
11. Possible action on The Morton Accounting Services' monthly report
12. Discuss and possibly approve appropriation of funds received for construction loan
13. Harris County Emergency Corps Report (JH)
14. Possible action on Harris County Emergency Corps Report
15. Adjourn to closed session
  - a. Meeting closed for the purposes to deliberate the appointment, employment, evaluation, reassignment, duties, discipline, or dismissal of a public employee, up to and including Commissioners, Executive Director, Director(s) and potential appointees to the Board of Commissioners - Tex. Gov't Code § 551.074(a) (1).
  - b. Confer with attorney re: pending or threatened litigation - Tex. Gov't Code § 551.071(1) (A).
  - c. Receive advice from attorney regarding legal issues - Tex. Gov't Code § 551.071(2).
  - d. Discussion regarding the purchase, exchange, lease, or value of real property - Tex. Gov't Code § 551.072.
16. Possible action on closed session
17. Announce next Board meeting
18. Adjourn

**APPROVED**

Document approved by Harris County ESD-1  
Board of Commissioners  
By a Majority Vote  
on 12/21/21 (Date)

 President of ESD-1       Secretary of ESD-1

HARRIS COUNTY EMERGENCY SERVICES  
DISTRICT #1

  
Caryn Papantonakis  
Attorney for the District



SEAL



\*Persons wishing to speak before the board may speak one time only and will be limited to 5 minutes per speaker



**HARRIS COUNTY EMERGENCY SERVICES DISTRICT #1  
BOARD OF COMMISSIONERS  
REGULAR MEETING  
MINUTES – November 23, 2021**

1. **Call to Order:** Cathy Sunday called the meeting to order at 9:00 am.
2. **Moment of Silence and Pledge of Allegiance:** Cathy Sunday called for a moment of silence and followed with the Pledge of Allegiance at 9:01 am.
3. **Roll Call of Commissioners:** Present at call to order were HCESD-1 Commissioners: President Cathy Sunday, Vice President Shirley Reed, Treasurer Fred Scibuola, Asst. Treasurer Pete Serna, and Secretary Virginia Bazan (arrival at 9:05 am), Melissa Morton with The Morton Accounting Services along with Legal Counsel Caryn Papantonakis. Also present were Harris County Emergency Corps (HCEC) personnel: President Jeremy Hyde, VP of Operations, Heath White, and Executive Administrative Asst. Michelle Sterling along with Legal Counsel Mark Smith. Guests present were Regina Adams with Radcliffe Bobbitt Adams Polley PLLC.
4. **Adoption of Agenda:** Fred Scibuola made a motion to adopt the agenda as presented. Motion carried.
5. **Open Forum:** None.
6. **Open Comments from the Board of Commissioners:** Shirley Reed will be having the annual Senior Citizens Gala at MO Campbell on December 6, 2021 and invites all to attend.
7. **Review and possibly approve all Meeting Minutes:** Motion to approve all Meeting Minutes as presented was made by Virginia Bazan. Motion carried.
8. **Report from Building Committee:** None.
9. **Possible action on Building Committee report:** None.
10. **Approve The Morton Accounting Services' monthly report and authorize payment of bills:** At the beginning of October, the Harris County Emergency Services District No 1 (HCESD No 1) beginning Operating Fund Balance was \$9,565,746. During the month, HCESD No 1 received \$2,534 in revenue – the majority of which came from the county tax receipts. HCESD No 1 processed \$1,617,696 in disbursements during the month. 99% of this balance are payments to HCEC for monthly services (\$1,607,390). The ending balance as of October 31, 2021 is \$7,950,583. During October, the opening balance for the Texas Class investment account was \$3,569. We received \$0.05 in interest. The current interest rate is 0.0283%. The ending balance for September was \$3,569. The invoices pending board approval total \$1,691,797. Mrs. Morton requested any reimbursements from Commissioners by December 14. Chase invoice for \$8.01 will be sent by Jeremy Hyde today after the Commissioners complete and sign the check. Motion made to approve The Morton Accounting Services' monthly report and authorize payment of bills was made by Shirley Reed. Motion carried.
11. **Possible action on The Morton Accounting Services' monthly report:** None.

info@hcesd-1.org  
Phone: 281-449-3131  
Fax: 281-227-3335

**APPROVED**  
Document approved by Harris County ESD-1  
Board of Commissioners  
By a Majority Vote  
on 12/21/21 (Date)  
 President of ESD-1  
 Secretary of ESD-1

12. **Discuss and possibly approve construction loan for future stations 93 and 96:** Tabled due to no additional documentation.
13. **Discuss and possibly approve purchase of fleet vehicles:** Jeremy Hyde stated that the quote is for two Ford Expeditions which are for year 2022 but with the current delays, this will need to begin early. One vehicle is for Supervisors and one is for the staff fleet. The supervisor model will be a police model with the other vehicle being a consumer model. Overall costs with package pricing is approximately \$100,000. Motion to approve purchase of fleet vehicles not to exceed \$100,000 was made by Pete Serna. Motion carried.
14. **Harris County Emergency Corps Report:** HCEC report was given by Mr. Hyde as follows:
  - HCEC responded to 1882 911 calls this month, compared to 2005 in the previous month. Response time is 7:53.
  - HCEC hosted a job fair last week and hired displaced Paramedics same day. We were lucky to recruit 6 medics that day.
  - Amy Corbett has resumed her community efforts to include car seat events and Baby University. The groups we work with are excited about our continued participation.
  - Our Clinical Department is presenting this week at Texas EMS Conference.
  - We will be resuming our annual banquet starting in May 2022.
  - Vehicle Accidents: 1
  - Vehicle Maintenance Reports: 14
15. **Possible action on Harris County Emergency Corps Report:** None.
16. **Adjourn to closed session:** None.
17. **Possible action on closed session:** None.
18. **Announce next Board meeting:** The Regular Board of Commissioners meeting will be held on Tuesday, December 21, 2021 at 9:00 am.
19. **Adjourn:** Shirley Reed made a motion to adjourn. Motion carried. Meeting adjourned at 9:59 am.

**Supplemental Agenda  
Election Agenda**

1. **Update on May 7, 2022 Commissioners Election matters, and take any necessary actions on same:**  
Regina Adams updated Board on Election date of May 7, 2022.
2. **Notice of Appointment of Designated Agent:** Mrs. Adams stated that during special sessions there were new constitutions set forth and all county-wide elections will be in May as well. They will allow for joint election with the county for 2022. Toward the end of October, they sent correspondence about joint elections and they would need to know by mid-December if HCESD #1 would like to participate. All of her other clients have opted in thus far. For the county to run the election there is a \$2500 base fee and \$1.05 per registered voter. Based upon most recent information, there are 104,008 registered voters which equates to approximately \$111,708 for county costs alone. That cost could easily be reached or exceeded if doing the election alone due to the man-power costs involved. In addition, it will also be difficult to find election officials because the county will be recruiting them. Another factor to consider is that they are not entirely sure if they will be able to lease election equipment and the county equipment would be unavailable. If utilizing the county, there is opportunity for more people to vote. Furthermore, if joining the county, everything will be included on the same ballot for voting. Mrs. Adams suggests allotting \$150,000 for election expenses for 2022. Melissa Morton stated that there may need to be an amendment on the budget. Motion to authorize joint election with Harris County was made by Fred Scibuola. Motion carried.
3. **Notice of Deadline to File Applications for Place on Ballot:** February 18, 2022 is the last day for someone to be added to the ballot.
4. **Discuss and take necessary action regarding method of conduct of May 7, 2022 General Election:**  
Motion to approve notice of designated agent and notice of deadline to file on ballot was made by Fred Scibuola. Motion carried.

**APPROVED**

Document approved by Harris County ESD-1  
Board of Commissioners

By a Majority Vote

on 12/21/21 (Date)

  
\_\_\_\_\_  
President of ESD-1

  
\_\_\_\_\_  
Secretary of ESD-1



**HCESD No 1 Monthly Financial Report Summary  
December Board Meeting  
Tuesday, December 21, 2021**

At the beginning of November, the Harris County Emergency Services District No 1 (HCESD No 1) beginning Operating Fund Balance was \$7,950,583. During the month, HCESD No 1 received \$6,268,839 in revenue – the majority of which came from the county tax receipts. HCESD No 1 processed \$1,691,789 in disbursements during the month. 78% of this balance are payments to HCEC for monthly services (\$1,314,516). The ending balance as of November 30, 2021 is \$12,527,634.

During November, the opening balance for the Texas Class investment account was \$3,569. We received \$0.04 in interest. The current interest rate is 0.0251%. The ending balance for November was \$3,569. See page 3 for “Investment” Report.

The invoices pending board approval total \$1,374,358. See page 4 for “Unpaid Bills Detail” report.

**APPROVED**  
Document approved by Harris County ESD-1  
Board of Commissioners  
By a Majority Vote  
on 12/21/21 (Date)  
CB President of ESD-1  
Debra Bay Secretary of ESD-1

**Harris County ESD No 1  
General Operating Fund  
As of November 30, 2021**

**General Operating Fund**

**BEGINNING BALANCE:** 7,950,583.33

**REVENUE**

|                      |              |                                |                     |
|----------------------|--------------|--------------------------------|---------------------|
| Deposits             | 143,233.45   | Tax and Receivable Revenue     |                     |
| Deposits             | 6,000,000.00 | Loan Proceeds                  |                     |
| Deposits             | 123,655.50   | Equipment Payment from Frazier |                     |
| Interest             | 1,950.25     | Savings Interest               |                     |
| Interest             | 0.04         | Texpool Interest               |                     |
| <b>Total Revenue</b> |              |                                | <b>6,268,839.24</b> |

**DISBURSEMENTS**

|                            |                                  |              |                              |
|----------------------------|----------------------------------|--------------|------------------------------|
| ACH                        | Caryn Papantonakis               | 6,000.00     | Legal                        |
| ACH                        | Chase                            | 263,839.96   | Loan Payment                 |
| ACH                        | Fred Scibuola                    | 600.00       | Commissioner Reimbursement   |
| ACH                        | HCEC                             | 1,314,516.00 | Monthly Payment              |
| ACH                        | Shirley Reed                     | 1,800.00     | Commissioner Reimbursement   |
| ACH                        | Government Capital Corp          | 65,000.00    | Loan Costs                   |
| ACH                        | Harris County Appraisal District | 35,484.00    | Quarterly Appraisal District |
| ACH                        | Radcliffe Bobbitt Adams Polley   | 467.50       | Legal                        |
| ACH                        | Oak Interactive LLC              | 450.00       | Website Maint                |
| ACH                        | The Morton Accounting Service    | 3,631.52     | CPA                          |
| <b>Total Disbursements</b> |                                  |              | <b>1,691,788.98</b>          |

**ENDING BALANCE:** **12,527,633.59**

**11/30/2021**

|                              | Interest Rate | Balance              |
|------------------------------|---------------|----------------------|
| <b>LOCATION OF ASSETS</b>    |               |                      |
| Prosperity Operating         |               | 733,994.74           |
| Prosperity Money Mkt         | 0.2500%       | 11,790,069.81        |
| Texas Class                  | 0.0251%       | 3,569.04             |
| <b>Total Account Balance</b> |               | <b>12,527,633.59</b> |



HARRIS COUNTY EMERGENCY SERVICES DISTRICT #1  
 INVESTMENT REPORT  
 November 1, 2021 to  
 November 30, 2021

| Transaction Date  |                       | General Fund<br>Texas Class |
|-------------------|-----------------------|-----------------------------|
| 11/1/2021         | Beginning Balance     | \$ 3,569.00                 |
| Nov 2021          | Withdrawals           | -                           |
| Nov 2021          | Deposits              | -                           |
| Nov 2021          | Interest 0.0251%      | 0.04                        |
| <b>11/30/2021</b> | <b>Ending Balance</b> | <b>\$ 3,569.04</b>          |

The investments for the District for the period are in compliance with the Public Funds Investment Act, the District's investment policy and the District's investment strategy.

Investment Officer: 

2:18 PM  
12/16/21

**Harris County ESD No. 1 - GOF**  
**Unpaid Bills Detail**  
As of December 16, 2021

| Type                                  | Date       | Num              | Memo                              | Due Date   | Open Balance        |
|---------------------------------------|------------|------------------|-----------------------------------|------------|---------------------|
| <b>Caryn Papantonakis</b>             |            |                  |                                   |            |                     |
| Bill                                  | 12/11/2021 |                  | Legal Fees                        | 12/21/2021 | 6,000.00            |
| Total Caryn Papantonakis              |            |                  |                                   |            | 6,000.00            |
| <b>Cathy Sunday_</b>                  |            |                  |                                   |            |                     |
| Bill                                  | 11/30/2021 | 2021 Reimburs... | Commissioner Reimbursement 2021   | 12/10/2021 | 7,000.00            |
| Total Cathy Sunday_                   |            |                  |                                   |            | 7,000.00            |
| <b>Fred A Scibuola</b>                |            |                  |                                   |            |                     |
| Bill                                  | 11/30/2021 | Nov Reimb        | Nov 2021 Reimbursement            | 12/10/2021 | 300.00              |
| Total Fred A Scibuola                 |            |                  |                                   |            | 300.00              |
| <b>HCEC</b>                           |            |                  |                                   |            |                     |
| Bill                                  | 11/30/2021 | 2462             | Nov 2021                          | 12/10/2021 | 1,328,654.00        |
| Total HCEC                            |            |                  |                                   |            | 1,328,654.00        |
| <b>Oak Interactive, LLC</b>           |            |                  |                                   |            |                     |
| Bill                                  | 11/30/2021 | 13096            | Monthly Website Maintenance - Nov | 12/10/2021 | 450.00              |
| Total Oak Interactive, LLC            |            |                  |                                   |            | 450.00              |
| <b>Purvis Systems Inc.</b>            |            |                  |                                   |            |                     |
| Bill                                  | 11/30/2021 | 27750            | Backup Comm Station 94            | 12/10/2021 | 20,830.00           |
| Total Purvis Systems Inc.             |            |                  |                                   |            | 20,830.00           |
| <b>Radcliffe Bobbitt Adams Polley</b> |            |                  |                                   |            |                     |
| Bill                                  | 11/30/2021 | 213436           | Legal - Election and Litigation   | 12/10/2021 | 885.65              |
| Total Radcliffe Bobbitt Adams Polley  |            |                  |                                   |            | 885.65              |
| <b>The Morton Accounting Services</b> |            |                  |                                   |            |                     |
| Bill                                  | 11/30/2021 | 2274             | November CPA Services             | 12/10/2021 | 3,938.50            |
| Total The Morton Accounting Services  |            |                  |                                   |            | 3,938.50            |
| <b>Virginia Bazan</b>                 |            |                  |                                   |            |                     |
| Bill                                  | 12/15/2021 | 2021 Time        | Reimbursement 2021                | 12/25/2021 | 6,300.00            |
| Total Virginia Bazan                  |            |                  |                                   |            | 6,300.00            |
| <b>TOTAL</b>                          |            |                  |                                   |            | <b>1,374,358.15</b> |

**Harris County ESD No. 1 - GOF**  
**Profit & Loss Budget vs. Actual**  
 January through November 2021

|                                                        | Jan - Nov 21  | Budget        | \$ Over Budget | % of Budget |
|--------------------------------------------------------|---------------|---------------|----------------|-------------|
| <b>Ordinary Income/Expense</b>                         |               |               |                |             |
| <b>Income</b>                                          |               |               |                |             |
| <b>41000 · Service Revenue</b>                         |               |               |                |             |
| 41100 · HCEC Ambulance Lease Revenue                   | 77,000.00     | 84,000.00     | -7,000.00      | 91.7%       |
| 41200 · HCEC Property Lease Revenue                    | 501,083.00    | 546,636.00    | -45,553.00     | 91.7%       |
| <b>Total 41000 · Service Revenue</b>                   | 578,083.00    | 630,636.00    | -52,553.00     | 91.7%       |
| <b>42000 · Tax Revenues</b>                            |               |               |                |             |
| 42100 · Penalty & Interest                             | 203,292.04    | 200,000.00    | 3,292.04       | 101.6%      |
| 42300 · Tax Revenue                                    | 7,384,985.64  | 18,001,680.00 | -10,616,694.36 | 41.0%       |
| <b>Total 42000 · Tax Revenues</b>                      | 7,588,277.68  | 18,201,680.00 | -10,613,402.32 | 41.7%       |
| <b>43000 · Other Income</b>                            |               |               |                |             |
| 43100 · Miscellaneous Income                           | 0.60          | 5,000.00      | -4,999.40      | 0.0%        |
| 43150 · Proceeds from Sale of Asset                    | 0.00          | 2,000.00      | -2,000.00      | 0.0%        |
| 43200 · Donations & Contributions                      | 8,415.87      | 7,200.00      | 1,215.87       | 116.9%      |
| 43700 · Interest Earned on Temp. Invest                | 34,075.61     | 75,000.00     | -40,924.39     | 45.4%       |
| <b>Total 43000 · Other Income</b>                      | 42,492.08     | 89,200.00     | -46,707.92     | 47.6%       |
| <b>Total Income</b>                                    | 8,208,852.76  | 18,921,516.00 | -10,712,663.24 | 43.4%       |
| <b>Gross Profit</b>                                    | 8,208,852.76  | 18,921,516.00 | -10,712,663.24 | 43.4%       |
| <b>Expense</b>                                         |               |               |                |             |
| <b>143502 · Commissions Paid from Levy</b>             | 57,361.30     | 75,000.00     | -17,638.70     | 76.5%       |
| <b>162800 · Facilities &amp; Equipment (DNU)</b>       |               |               |                |             |
| 162805 · Furniture/Equip - Non-Asset                   | 3,099.46      | 34,660.76     | -31,561.30     | 8.9%        |
| 162840 · Equip Rental & Maintenance                    | 2,500.00      |               |                |             |
| <b>Total 162800 · Facilities &amp; Equipment (DNU)</b> | 5,599.46      | 34,660.76     | -29,061.30     | 16.2%       |
| <b>170000 · Capital Purchases</b>                      | 0.00          | 780,000.00    | -780,000.00    | 0.0%        |
| <b>50000 · Commissioner Salaries and Wages</b>         | 21,400.00     | 36,000.00     | -14,600.00     | 59.4%       |
| <b>51000 · HCEC Program Expense</b>                    | 16,681,823.00 | 17,473,613.00 | -791,790.00    | 95.5%       |
| <b>52000 · Contract Services (DNU)</b>                 |               |               |                |             |
| 52100 · Accounting Fees                                | 41,852.04     | 50,000.00     | -8,147.96      | 83.7%       |
| 52200 · Audit Fees                                     | 17,075.00     | 18,000.00     | -925.00        | 94.9%       |
| 52300 · Legal Fees                                     | 66,000.00     | 75,000.00     | -9,000.00      | 88.0%       |
| 52350 · Outside Contract Services                      | 18,347.60     | 100,000.00    | -81,652.40     | 18.3%       |
| 52550 · Election Expense                               | 1,426.27      | 10,000.00     | -8,573.73      | 14.3%       |
| <b>Total 52000 · Contract Services (DNU)</b>           | 144,700.91    | 253,000.00    | -108,299.09    | 57.2%       |
| <b>53000 · Operations (DNU)</b>                        |               |               |                |             |
| 53100 · Banking Fees                                   | 0.00          | 400.00        | -400.00        | 0.0%        |
| 53150 · Dues & Subscriptions                           | 6,499.00      | 11,000.00     | -4,501.00      | 59.1%       |
| 53200 · Postage                                        | 7.40          | 300.00        | -292.60        | 2.5%        |
| 53300 · Printing & Copying                             | 58.58         | 250.00        | -191.42        | 23.4%       |
| 53350 · Legal Notices & Filing Fees                    | 12,440.95     | 14,000.00     | -1,559.05      | 88.9%       |
| 53400 · Office Supplies                                | 291.35        | 1,000.00      | -708.65        | 29.1%       |
| <b>Total 53000 · Operations (DNU)</b>                  | 19,297.28     | 26,950.00     | -7,652.72      | 71.6%       |
| <b>54000 · General and Admin Expenses</b>              |               |               |                |             |
| 54150 · Insurance - Gen Liab-Err & Omis                | 65,472.00     | 65,000.00     | 472.00         | 100.7%      |
| 54200 · Insurance - Treasurer's Bond                   | 520.00        | 1,000.00      | -480.00        | 52.0%       |
| 54300 · Other Costs (Contingency Funds)                | 0.00          | 1,500.00      | -1,500.00      | 0.0%        |
| 54400 · HCAD Qtr Expenses                              | 139,120.00    | 140,000.00    | -880.00        | 99.4%       |
| 54450 · Depreciation Expense                           | 0.00          | 1,250,000.00  | -1,250,000.00  | 0.0%        |
| 54600 · Travel & Meetings                              | 0.00          | 4,000.00      | -4,000.00      | 0.0%        |
| 54650 · Conference, Conven & Meetings                  | 0.00          | 6,000.00      | -6,000.00      | 0.0%        |
| 54700 · Travel/Lodging                                 | 0.00          | 5,000.00      | -5,000.00      | 0.0%        |
| 54800 · Repairs & Maintenance (DNU)                    | 7,965.82      |               |                |             |

**Harris County ESD No. 1 - GOF  
 Profit & Loss Budget vs. Actual  
 January through November 2021**

|                                                 | <u>Jan - Nov 21</u>         | <u>Budget</u>               | <u>\$ Over Budget</u>       | <u>% of Budget</u>   |
|-------------------------------------------------|-----------------------------|-----------------------------|-----------------------------|----------------------|
| <b>Total 54000 · General and Admin Expenses</b> | 213,077.82                  | 1,472,500.00                | -1,259,422.18               | 14.5%                |
| <b>60000 · Interest Expense</b>                 | 107,180.30                  | 135,519.44                  | -28,339.14                  | 79.1%                |
| <b>61000 · Loan Costs</b>                       | 65,000.00                   | 805,834.84                  | -740,834.84                 | 8.1%                 |
| <b>Total Expense</b>                            | <u>17,315,440.07</u>        | <u>21,093,078.04</u>        | <u>-3,777,637.97</u>        | <u>82.1%</u>         |
| <b>Net Ordinary Income</b>                      | -9,106,587.31               | -2,171,562.04               | -6,935,025.27               | 419.4%               |
| <b>Other Income/Expense</b>                     |                             |                             |                             |                      |
| <b>Other Income</b>                             | <u>73,437.00</u>            | <u>0.00</u>                 | <u>73,437.00</u>            | <u>100.0%</u>        |
| <b>Net Other Income</b>                         | <u>73,437.00</u>            | <u>0.00</u>                 | <u>73,437.00</u>            | <u>100.0%</u>        |
| <b>Net Income</b>                               | <u><u>-9,033,150.31</u></u> | <u><u>-2,171,562.04</u></u> | <u><u>-6,861,588.27</u></u> | <u><u>416.0%</u></u> |

**Harris County ESD No. 1 - GOF**  
**Balance Sheet Prev Year Comparison**  
**As of November 30, 2021**

|                                        | Nov 30, 21           | Nov 30, 20           | \$ Change           | % Change     |
|----------------------------------------|----------------------|----------------------|---------------------|--------------|
| <b>ASSETS</b>                          |                      |                      |                     |              |
| <b>Current Assets</b>                  |                      |                      |                     |              |
| <b>Checking/Savings</b>                |                      |                      |                     |              |
| 11000 · Prosperity Operating Account   | 733,994.74           | 65,411.01            | 668,583.73          | 1,022.1%     |
| 11050 · Prosperity Money Mkt           | 11,790,069.81        | 8,096,312.18         | 3,693,757.63        | 45.6%        |
| 11100 · Cash in Bank                   | 0.00                 | -1,256.26            | 1,256.26            | 100.0%       |
| 11350 · Texas Class Investment         | 3,569.04             | 693,438.06           | -689,869.02         | -99.5%       |
| <b>Total Checking/Savings</b>          | <b>12,527,633.59</b> | <b>8,853,904.99</b>  | <b>3,673,728.60</b> | <b>41.5%</b> |
| Accounts Receivable                    | 11.57                | 11.57                | 0.00                | 0.0%         |
| <b>Other Current Assets</b>            |                      |                      |                     |              |
| 11500 · Accounts Receivable            | 8,556,508.38         | 6,883,079.25         | 1,673,429.13        | 24.3%        |
| 11600 · Fees for Services Receivable   | 23,607.72            | 23,624.32            | -16.60              | -0.1%        |
| 11800 · Prepaid Expense                | 587,315.42           | 39,848.00            | 547,467.42          | 1,373.9%     |
| <b>Total Other Current Assets</b>      | <b>9,167,431.52</b>  | <b>6,946,551.57</b>  | <b>2,220,879.95</b> | <b>32.0%</b> |
| <b>Total Current Assets</b>            | <b>21,695,076.68</b> | <b>15,800,468.13</b> | <b>5,894,608.55</b> | <b>37.3%</b> |
| <b>Fixed Assets</b>                    |                      |                      |                     |              |
| 15000 · Vehicle Assets                 | 4,256,448.74         | 4,130,979.18         | 125,469.56          | 3.0%         |
| 16000 · Land                           | 1,578,901.33         | 1,578,901.33         | 0.00                | 0.0%         |
| 17000 · Furniture and Equipment        | 6,181,537.87         | 6,134,015.87         | 47,522.00           | 0.8%         |
| 18000 · Building and Improvements      | 16,136,689.13        | 15,805,922.44        | 330,766.69          | 2.1%         |
| 19000 · Accumulated Depreciation       | -10,093,587.85       | -8,709,866.56        | -1,383,721.29       | -15.9%       |
| <b>Total Fixed Assets</b>              | <b>18,059,989.22</b> | <b>18,939,952.26</b> | <b>-879,963.04</b>  | <b>-4.7%</b> |
| <b>Other Assets</b>                    |                      |                      |                     |              |
| 19500 · Call Center License            | 800,000.00           | 800,000.00           | 0.00                | 0.0%         |
| <b>Total Other Assets</b>              | <b>800,000.00</b>    | <b>800,000.00</b>    | <b>0.00</b>         | <b>0.0%</b>  |
| <b>TOTAL ASSETS</b>                    | <b>40,555,065.90</b> | <b>35,540,420.39</b> | <b>5,014,645.51</b> | <b>14.1%</b> |
| <b>LIABILITIES &amp; EQUITY</b>        |                      |                      |                     |              |
| <b>Liabilities</b>                     |                      |                      |                     |              |
| <b>Current Liabilities</b>             |                      |                      |                     |              |
| Accounts Payable                       | 1,362,412.50         | 1,493,242.86         | -130,830.36         | -8.8%        |
| <b>Other Current Liabilities</b>       |                      |                      |                     |              |
| 22000 · Accrued Expenses               | 10,903.63            | 0.00                 | 10,903.63           | 100.0%       |
| 23000 · Other Payables                 | 19,048,117.04        | 17,879,361.16        | 1,168,755.88        | 6.5%         |
| 24000 · Current Notes Payable          | 444,786.08           | 224,270.57           | 220,515.51          | 98.3%        |
| <b>Total Other Current Liabilities</b> | <b>19,503,806.75</b> | <b>18,103,631.73</b> | <b>1,400,175.02</b> | <b>7.7%</b>  |
| <b>Total Current Liabilities</b>       | <b>20,866,219.25</b> | <b>19,596,874.59</b> | <b>1,269,344.66</b> | <b>6.5%</b>  |
| <b>Long Term Liabilities</b>           |                      |                      |                     |              |
| 25000 · Long Term Debt                 | 11,953,080.21        | 8,249,455.56         | 3,703,624.65        | 44.9%        |
| <b>Total Long Term Liabilities</b>     | <b>11,953,080.21</b> | <b>8,249,455.56</b>  | <b>3,703,624.65</b> | <b>44.9%</b> |
| <b>Total Liabilities</b>               | <b>32,819,299.46</b> | <b>27,846,330.15</b> | <b>4,972,969.31</b> | <b>17.9%</b> |
| Equity                                 | 7,735,766.44         | 7,694,090.24         | 41,676.20           | 0.5%         |
| <b>TOTAL LIABILITIES &amp; EQUITY</b>  | <b>40,555,065.90</b> | <b>35,540,420.39</b> | <b>5,014,645.51</b> | <b>14.1%</b> |

2:30 PM

12/16/21

Accrual Basis

Harris County ESD No. 1 - GOF
Profit & Loss Detail
January through November 2021

Table with columns: Type, Date, Num, Adj, Name, Memo, Amount. Rows include Ordinary Income/Expense, Service Revenue (41000), HCEC Ambulance Lease Revenue (41100), HCEC Property Lease Revenue (41200), Tax Revenues (42000), and Penalty & Interest (42100).

2:30 PM

12/16/21

Accrual Basis

**Harris County ESD No. 1 - GOF  
Profit & Loss Detail  
January through November 2021**

| Type                                           | Date       | Num      | Adj | Name                                 | Memo                                                     | Amount       |
|------------------------------------------------|------------|----------|-----|--------------------------------------|----------------------------------------------------------|--------------|
| Deposit                                        | 05/17/2021 |          |     | Harris County Tax Office             | -MULTIPLE-                                               | 2,055.49     |
| Deposit                                        | 05/21/2021 |          |     | Harris County Tax Office             | -MULTIPLE-                                               | 2,234.78     |
| Deposit                                        | 05/26/2021 |          |     | Harris County Tax Office             | -MULTIPLE-                                               | 2,917.82     |
| Deposit                                        | 06/03/2021 |          |     | Harris County Tax Office             | -MULTIPLE-                                               | 4,609.51     |
| Deposit                                        | 06/08/2021 |          |     | Harris County Tax Office             | -MULTIPLE-                                               | 142.07       |
| Deposit                                        | 06/10/2021 |          |     | Harris County Tax Office             | -MULTIPLE-                                               | 4,978.71     |
| Deposit                                        | 06/15/2021 |          |     | Harris County Tax Office             | -MULTIPLE-                                               | 5,046.89     |
| Deposit                                        | 06/18/2021 |          |     | Harris County Tax Office             | -MULTIPLE-                                               | 6,018.93     |
| Deposit                                        | 06/29/2021 |          |     | Harris County Tax Office             | -MULTIPLE-                                               | 3,963.36     |
| Deposit                                        | 07/09/2021 |          |     | Harris County Tax Office             | -MULTIPLE-                                               | 7,484.79     |
| Deposit                                        | 07/12/2021 |          |     | Harris County Tax Office             | -MULTIPLE-                                               | 154.53       |
| Deposit                                        | 08/02/2021 |          |     | Harris County Tax Office             | Deliquent P&I                                            | 16,572.61    |
| Deposit                                        | 08/11/2021 |          |     | Harris County Tax Office             | Deliquent P&I                                            | 115.51       |
| Deposit                                        | 08/17/2021 |          |     | Harris County Tax Office             | Deliquent P&I                                            | 10,004.14    |
| Deposit                                        | 08/20/2021 |          |     | Harris County Tax Office             | Deliquent P&I                                            | 1,053.14     |
| Deposit                                        | 08/25/2021 |          |     | Harris County Tax Office             | Deliquent P&I                                            | 3,050.70     |
| Deposit                                        | 08/27/2021 |          |     | Harris County Tax Office             | Deliquent P&I                                            | 1,433.49     |
| Deposit                                        | 09/10/2021 |          |     | Harris County Tax Office             | -MULTIPLE-                                               |              |
| Deposit                                        | 09/13/2021 |          |     | Harris County Tax Office             | -MULTIPLE-                                               |              |
| Deposit                                        | 09/16/2021 |          |     | Harris County Tax Office             | -MULTIPLE-                                               |              |
| Deposit                                        | 11/15/2021 |          |     | Harris County Tax Office             | P&I                                                      | 0.00         |
| Deposit                                        | 11/15/2021 |          |     | Harris County Tax Office             | Deliquent P&I                                            | 20,303.56    |
| Deposit                                        | 11/16/2021 |          |     | Harris County Tax Office             | P&I                                                      | 0.00         |
| Deposit                                        | 11/16/2021 |          |     | Harris County Tax Office             | Deliquent P&I                                            | 60.69        |
| Deposit                                        | 11/18/2021 |          |     | Harris County Tax Office             | P&I                                                      | 0.00         |
| Deposit                                        | 11/18/2021 |          |     | Harris County Tax Office             | Deliquent P&I                                            | 4,451.80     |
| Total 42100 - Penalty & Interest               |            |          |     |                                      |                                                          | 203,292.04   |
| <b>42300 - Tax Revenue</b>                     |            |          |     |                                      |                                                          |              |
| General J...                                   | 01/01/2021 | CPA 2... | *   | Harris County Appraisal District     | Adjustment for Revenue received in 2021 related to 20... | -640,415.47  |
| General J...                                   | 01/01/2021 | CPA 2... | *   | Harris County Tax Office             | Adjustment for year end revenue adjustment               | 640,415.47   |
| Deposit                                        | 01/04/2021 |          |     | Harris County Tax Office             | Current Levy                                             | 161,545.46   |
| Deposit                                        | 01/07/2021 |          |     | Harris County Tax Office             | Current Levy                                             | 478,870.01   |
| Deposit                                        | 01/11/2021 |          |     | Harris County Tax Office             | Current Levy                                             | 132,812.05   |
| Deposit                                        | 01/12/2021 |          |     | Harris County Tax Office             | Current Levy                                             | 2,775,538.75 |
| Deposit                                        | 01/13/2021 |          |     | Harris County Tax Office             | Current Levy                                             | 155,748.15   |
| Deposit                                        | 01/14/2021 |          |     | Harris County Tax Office             | Current Levy                                             | 279,110.25   |
| Deposit                                        | 01/15/2021 |          |     | Harris County Tax Office             | Current Levy                                             | 314,964.20   |
| Deposit                                        | 01/15/2021 |          |     | Harris County Tax Office             | Current Levy                                             | 3,480.03     |
| Deposit                                        | 01/19/2021 |          |     | Harris County Tax Office             | Current Levy                                             | 317,363.20   |
| Deposit                                        | 01/21/2021 |          |     | Harris County Tax Office             | Current Levy                                             | 383,910.90   |
| Deposit                                        | 01/22/2021 |          |     | Harris County Tax Office             | Current Levy                                             | 240,024.75   |
| Deposit                                        | 01/25/2021 |          |     | Harris County Tax Office             | Current Levy                                             | 494,164.79   |
| Deposit                                        | 01/26/2021 |          |     | Harris County Tax Office             | Current Levy                                             | 265,918.51   |
| Deposit                                        | 01/27/2021 |          |     | Harris County Tax Office             | Current Levy                                             | 320,013.59   |
| General J...                                   | 02/28/2021 | CPA 2... | *   |                                      | Accrual entry for annual revenue                         | 1,061,501.00 |
| Total 42300 - Tax Revenue                      |            |          |     |                                      |                                                          | 7,384,985.64 |
| Total 42000 - Tax Revenues                     |            |          |     |                                      |                                                          | 7,588,277.68 |
| <b>43000 - Other Income</b>                    |            |          |     |                                      |                                                          |              |
| <b>43100 - Miscellaneous Income</b>            |            |          |     |                                      |                                                          |              |
| General J...                                   | 01/01/2021 | CPA 2... | *   | Harris County Tax Office             | Adjustment for year end revenue adjustment               | 0.60         |
| Total 43100 - Miscellaneous Income             |            |          |     |                                      |                                                          | 0.60         |
| <b>43200 - Donations &amp; Contributions</b>   |            |          |     |                                      |                                                          |              |
| Deposit                                        | 01/21/2021 |          |     | Harris County Utility District No 15 | Deposit                                                  | 1,531.95     |
| Deposit                                        | 06/14/2021 |          |     | Harris County Utility District No 15 | Deposit                                                  | 3,773.67     |
| Deposit                                        | 11/17/2021 |          |     | Harris County Utility District No 15 | Deposit                                                  | 758.82       |
| Deposit                                        | 11/17/2021 |          |     | Harris County Utility District No 15 | Deposit                                                  | 760.57       |
| Deposit                                        | 11/17/2021 |          |     | Harris County Utility District No 15 | Deposit                                                  | 793.93       |
| Deposit                                        | 11/17/2021 |          |     | Harris County Utility District No 15 | Deposit                                                  | 796.93       |
| Total 43200 - Donations & Contributions        |            |          |     |                                      |                                                          | 8,415.87     |
| <b>43700 - Interest Earned on Temp. Invest</b> |            |          |     |                                      |                                                          |              |
| Deposit                                        | 01/31/2021 |          |     |                                      | Interest                                                 | 2,761.67     |
| Deposit                                        | 01/31/2021 |          |     |                                      | Interest                                                 | 40.94        |
| Deposit                                        | 02/28/2021 |          |     |                                      | Interest                                                 | 4,080.88     |
| Deposit                                        | 02/28/2021 |          |     |                                      | Interest                                                 | 7.75         |
| Deposit                                        | 03/31/2021 |          |     |                                      | Interest                                                 | 6.15         |
| Deposit                                        | 03/31/2021 |          |     |                                      | Interest                                                 | 4,490.83     |
| Deposit                                        | 04/30/2021 |          |     |                                      | Interest                                                 | 3,914.41     |
| Deposit                                        | 04/30/2021 |          |     |                                      | Interest                                                 | 7.09         |
| Deposit                                        | 05/31/2021 |          |     |                                      | Interest                                                 | 3,716.47     |
| Deposit                                        | 05/31/2021 |          |     |                                      | Interest                                                 | 8.83         |
| Deposit                                        | 06/30/2021 |          |     |                                      | Interest                                                 | 5.78         |

**Harris County ESD No. 1 - GOF  
Profit & Loss Detail  
January through November 2021**

| Type                                             | Date       | Num       | Adj | Name                             | Memo                                                     | Amount       |
|--------------------------------------------------|------------|-----------|-----|----------------------------------|----------------------------------------------------------|--------------|
| Deposit                                          | 06/30/2021 |           |     |                                  | Interest                                                 | 3,268.05     |
| Deposit                                          | 07/31/2021 |           |     |                                  | Interest                                                 | 2,899.62     |
| Deposit                                          | 07/31/2021 |           |     |                                  | Interest                                                 | 2.91         |
| Deposit                                          | 08/31/2021 |           |     |                                  | Interest                                                 | 2,704.17     |
| Deposit                                          | 09/30/2021 |           |     |                                  | Interest                                                 | 2,272.66     |
| Deposit                                          | 09/30/2021 |           |     |                                  | Interest                                                 | 0.03         |
| Deposit                                          | 10/31/2021 |           |     |                                  | Interest                                                 | 0.05         |
| Deposit                                          | 10/31/2021 |           |     |                                  | Interest                                                 | 1,937.03     |
| Deposit                                          | 11/30/2021 |           |     |                                  | Interest                                                 | 0.04         |
| Deposit                                          | 11/30/2021 |           |     |                                  | Interest                                                 | 1,950.25     |
| Total 43700 · Interest Earned on Temp. Invest    |            |           |     |                                  |                                                          | 34,075.61    |
| Total 43000 · Other Income                       |            |           |     |                                  |                                                          | 42,492.08    |
| Total Income                                     |            |           |     |                                  |                                                          | 8,208,852.76 |
| Gross Profit                                     |            |           |     |                                  |                                                          | 8,208,852.76 |
| <b>Expense</b>                                   |            |           |     |                                  |                                                          |              |
| <b>143502 · Commissions Paid from Levy</b>       |            |           |     |                                  |                                                          |              |
| Deposit                                          | 01/04/2021 |           |     | Harris County Tax Office         | Deposit                                                  | 1,630.07     |
| Deposit                                          | 01/07/2021 |           |     | Harris County Tax Office         | Deposit                                                  | 4,811.54     |
| Deposit                                          | 01/11/2021 |           |     | Harris County Tax Office         | Deposit                                                  | 1,160.79     |
| Deposit                                          | 01/12/2021 |           |     | Harris County Tax Office         | Deposit                                                  | 27,814.65    |
| Deposit                                          | 01/13/2021 |           |     | Harris County Tax Office         | Deposit                                                  | 1,586.98     |
| Deposit                                          | 01/14/2021 |           |     | Harris County Tax Office         | Deposit                                                  | 2,804.38     |
| Deposit                                          | 01/15/2021 |           |     | Harris County Tax Office         | Deposit                                                  | 3,165.81     |
| Deposit                                          | 01/19/2021 |           |     | Harris County Tax Office         | Deposit                                                  | 3,202.36     |
| Deposit                                          | 01/21/2021 |           |     | Harris County Tax Office         | Deposit                                                  | 3,845.55     |
| Deposit                                          | 01/22/2021 |           |     | Harris County Tax Office         | Deposit                                                  | 2,411.78     |
| Deposit                                          | 01/25/2021 |           |     | Harris County Tax Office         | Deposit                                                  | 4,974.00     |
| Deposit                                          | 01/26/2021 |           |     | Harris County Tax Office         | Deposit                                                  | 2,683.17     |
| Deposit                                          | 01/27/2021 |           |     | Harris County Tax Office         | Deposit                                                  | 3,286.09     |
| Deposit                                          | 02/01/2021 |           |     | Harris County Tax Office         | Deposit                                                  | 3,688.79     |
| Deposit                                          | 02/24/2021 |           |     | Harris County Tax Office         | Deposit                                                  | -7,149.53    |
| Deposit                                          | 02/26/2021 |           |     | Harris County Tax Office         | Adj Fee                                                  | 1,949.30     |
| Deposit                                          | 07/13/2021 |           |     | Harris County Tax Office         | Adj/fees                                                 | -6,907.37    |
| Deposit                                          | 08/02/2021 |           |     | Harris County Tax Office         | Adj/Fees                                                 | 617.17       |
| Deposit                                          | 08/06/2021 |           |     | Harris County Tax Office         | Adj/Fees                                                 | -378.51      |
| Deposit                                          | 08/17/2021 |           |     | Harris County Tax Office         | Adj/Fees                                                 | 301.09       |
| Deposit                                          | 08/20/2021 |           |     | Harris County Tax Office         | Adj/Fees                                                 | 91.38        |
| Deposit                                          | 08/25/2021 |           |     | Harris County Tax Office         | Adj/Fees                                                 | 258.42       |
| Deposit                                          | 08/27/2021 |           |     | Harris County Tax Office         | Adj/Fees                                                 | 101.22       |
| Deposit                                          | 11/15/2021 |           |     | Harris County Tax Office         | Adj/Fees                                                 | 230.64       |
| Deposit                                          | 11/18/2021 |           |     | Harris County Tax Office         | Adj/Fees                                                 | 1,181.53     |
| Total 143502 · Commissions Paid from Levy        |            |           |     |                                  |                                                          | 57,361.30    |
| <b>162800 · Facilities &amp; Equipment (DNU)</b> |            |           |     |                                  |                                                          |              |
| <b>162805 · Furniture/Equip - Non-Asset</b>      |            |           |     |                                  |                                                          |              |
| Bill                                             | 02/12/2021 | 47352...  |     | DreamSeats LLC                   | Twin Beds (4), Bunk Beds (4), Rail and Ladder            | 3,099.46     |
| Total 162805 · Furniture/Equip - Non-Asset       |            |           |     |                                  |                                                          | 3,099.46     |
| <b>162840 · Equip Rental &amp; Maintenance</b>   |            |           |     |                                  |                                                          |              |
| Bill                                             | 03/23/2021 |           |     | Care Electrical & Comms Services | Install at 2800 Aldine Bender, 6199 Aldine Bender, 14... | 2,500.00     |
| Total 162840 · Equip Rental & Maintenance        |            |           |     |                                  |                                                          | 2,500.00     |
| Total 162800 · Facilities & Equipment (DNU)      |            |           |     |                                  |                                                          | 5,599.46     |
| <b>50000 · Commissioner Salaries and Wages</b>   |            |           |     |                                  |                                                          |              |
| <b>50250 · Commissioner Reimbursement</b>        |            |           |     |                                  |                                                          |              |
| Bill                                             | 02/12/2021 | Reimb...  |     | Shirley Reed                     | Reimbursement Request Jan 11 - February 11, 2021         | 900.00       |
| Bill                                             | 02/12/2021 | Jan/F...  |     | Fred A Scibuola                  | Jan 1 - Feb 12,, 2021 Reimbursement                      | 1,200.00     |
| Bill                                             | 03/16/2021 | Feb/M...  |     | Fred A Scibuola                  | Feb 23 - March 15, 2021 Reimbursement                    | 600.00       |
| Bill                                             | 03/17/2021 | Reim ...  |     | Shirley Reed                     | Reimbursement Request February 15 - March 15, 2021       | 900.00       |
| Bill                                             | 04/13/2021 | March...  |     | Fred A Scibuola                  | March 30 - April 13, 2021 Reimbursement                  | 600.00       |
| Bill                                             | 04/14/2021 | Reim ...  |     | Shirley Reed                     | Reimbursement Request March 20 - April 1, 2021           | 600.00       |
| Bill                                             | 05/18/2021 | Apr/M...  |     | Fred A Scibuola                  | April 14 - May 18, 2021 Reimbursement                    | 900.00       |
| Bill                                             | 05/19/2021 | Reim ...  |     | Shirley Reed                     | Reimbursement Request April 2 - May 18, 2021             | 1,200.00     |
| Bill                                             | 06/24/2021 | May/J...  |     | Fred A Scibuola                  | May 19 - June 22, 2021 Reimbursement                     | 600.00       |
| Bill                                             | 06/30/2021 | Reim ...  |     | Shirley Reed                     | Reimbursement Request May 24 - June 28, 2021             | 1,050.00     |
| Bill                                             | 07/20/2021 | June/J... |     | Fred A Scibuola                  | June 28 - July 8, 2021 Reimbursement                     | 600.00       |
| Bill                                             | 07/31/2021 | July/A... |     | Fred A Scibuola                  | July 9 - Aug 24, 2021 Reimbursement                      | 600.00       |
| Bill                                             | 08/25/2021 | Reim ...  |     | Shirley Reed                     | Reimbursement Request July 21 - August 11, 2021          | 750.00       |
| Bill                                             | 09/21/2021 | Aug/S...  |     | Fred A Scibuola                  | Aug 31 - Sept 21, 2021 Reimbursement                     | 600.00       |
| Bill                                             | 10/19/2021 | Sept/...  |     | Fred A Scibuola                  | Sept 21 - Oct 19, 2021 Reimbursement                     | 600.00       |
| Bill                                             | 10/20/2021 | Oct R...  |     | Fred A Scibuola                  | Oct 22 - 29, 2021 Reimbursement                          | 600.00       |



2:30 PM

12/16/21

Accrual Basis

**Harris County ESD No. 1 - GOF**  
**Profit & Loss Detail**  
**January through November 2021**

| Type                                          | Date       | Num      | Adj | Name                           | Memo                                                  | Amount        |
|-----------------------------------------------|------------|----------|-----|--------------------------------|-------------------------------------------------------|---------------|
| Bill                                          | 11/16/2021 | Reim ... |     | Shirley Reed                   | Reimbursement Request August 26 - November 16, ...    | 1,800.00      |
| Bill                                          | 11/30/2021 | Nov R... |     | Fred A Scibuola                | Nov 2021 Reimbursement                                | 300.00        |
| Bill                                          | 11/30/2021 | 2021 ... |     | Cathy Sunday_                  | Commissioner Reimbursement 2021                       | 7,000.00      |
| Total 50250 - Commissioner Reimbursement      |            |          |     |                                |                                                       | 21,400.00     |
| Total 50000 - Commissioner Salaries and Wages |            |          |     |                                |                                                       | 21,400.00     |
| <b>51000 - HCEC Program Expense</b>           |            |          |     |                                |                                                       |               |
| <b>51100 - HCEC Contract Expense</b>          |            |          |     |                                |                                                       |               |
| Bill                                          | 01/31/2021 | 2277     |     | HCEC                           | Rate change to \$984.21 @ 1857 trips (less \$384,204) | 1,443,474.00  |
| Bill                                          | 02/28/2021 | 2294     |     | HCEC                           | Rate change to \$984.21 @ 1859 trips (less \$224,838) | 1,604,809.00  |
| Bill                                          | 03/31/2021 | 2316     |     | HCEC                           | Rate change to \$984.21 @ 1919 trips (less \$486,458) | 1,402,241.00  |
| Bill                                          | 04/30/2021 | 2339     |     | HCEC                           | Rate change to \$984.21 @ 2036 trips (less \$474,060) | 1,529,792.00  |
| Bill                                          | 05/31/2021 | 2354     |     | HCEC                           | Rate change to \$984.21 @ 1991trips (less \$422,066)  | 1,537,496.00  |
| Bill                                          | 06/30/2021 | 2371     |     | HCEC                           | Rate change to \$984.21 @ 1934 trips (less \$458,170) | 1,445,292.00  |
| Bill                                          | 07/31/2021 | 2390     |     | HCEC                           | Rate change to \$984.21 @ 2035 trips (less \$317,939) | 1,684,928.00  |
| Bill                                          | 08/31/2021 | 2407     |     | HCEC                           | Rate change to \$984.21 @ 2280 trips (less \$473,658) | 1,770,340.00  |
| Bill                                          | 09/30/2021 | 2425     |     | HCEC                           | Rate change to \$984.21 @ 2005 trips (less \$458,166) | 1,515,175.00  |
| Bill                                          | 10/31/2021 | 2447     |     | HCEC                           | Rate change to \$984.21 @ 1882 trips (less \$485,214) | 1,367,069.00  |
| Bill                                          | 11/30/2021 | 2462     |     | HCEC                           | Rate change to \$984.21 @ 1949 trips (less \$537,018) | 1,381,207.00  |
| Total 51100 - HCEC Contract Expense           |            |          |     |                                |                                                       | 16,681,823.00 |
| Total 51000 - HCEC Program Expense            |            |          |     |                                |                                                       | 16,681,823.00 |
| <b>52000 - Contract Services (DNU)</b>        |            |          |     |                                |                                                       |               |
| <b>52100 - Accounting Fees</b>                |            |          |     |                                |                                                       |               |
| Bill                                          | 01/31/2021 | 2179     |     | The Morton Accounting Services | January CPA Services                                  | 4,094.66      |
| Bill                                          | 02/28/2021 | 2187     |     | The Morton Accounting Services | February CPA Services                                 | 4,523.86      |
| Bill                                          | 03/31/2021 | 2199     |     | The Morton Accounting Services | March CPA Services                                    | 5,187.43      |
| Bill                                          | 04/30/2021 | 2205     |     | The Morton Accounting Services | April CPA Services                                    | 4,050.45      |
| Bill                                          | 05/31/2021 | 2214     |     | The Morton Accounting Services | May CPA Services                                      | 3,508.03      |
| Bill                                          | 06/30/2021 | 2223     |     | The Morton Accounting Services | June CPA Services                                     | 3,163.99      |
| Bill                                          | 07/31/2021 | 2226     |     | The Morton Accounting Services | July CPA Services                                     | 3,460.96      |
| Bill                                          | 08/31/2021 | 2231     |     | The Morton Accounting Services | Aug CPA Services                                      | 3,055.26      |
| Bill                                          | 09/30/2021 | 2237     |     | The Morton Accounting Services | Sept CPA Services                                     | 3,250.14      |
| Bill                                          | 10/31/2021 | 2248     |     | The Morton Accounting Services | Oct CPA Services                                      | 3,624.85      |
| Bill                                          | 11/30/2021 | 2274     |     | The Morton Accounting Services | Nov CPA Services                                      | 3,932.41      |
| Total 52100 - Accounting Fees                 |            |          |     |                                |                                                       | 41,852.04     |
| <b>52200 - Audit Fees</b>                     |            |          |     |                                |                                                       |               |
| Bill                                          | 03/22/2021 | 17087... |     | Carr Riggs & Ingram            | 2020 Audit Billing - Interim                          | 14,500.00     |
| Bill                                          | 05/17/2021 | 17135... |     | Carr Riggs & Ingram            | 2020 Audit Billing - Final                            | 2,575.00      |
| Total 52200 - Audit Fees                      |            |          |     |                                |                                                       | 17,075.00     |
| <b>52300 - Legal Fees</b>                     |            |          |     |                                |                                                       |               |
| Bill                                          | 01/11/2021 |          |     | Caryn Papantonakis             | Legal Fees                                            | 6,000.00      |
| Bill                                          | 02/11/2021 |          |     | Caryn Papantonakis             | Legal Fees                                            | 6,000.00      |
| Bill                                          | 03/11/2021 |          |     | Caryn Papantonakis             | Legal Fees                                            | 6,000.00      |
| Bill                                          | 04/11/2021 |          |     | Caryn Papantonakis             | Legal Fees                                            | 6,000.00      |
| Bill                                          | 05/11/2021 |          |     | Caryn Papantonakis             | Legal Fees                                            | 6,000.00      |
| Bill                                          | 06/11/2021 |          |     | Caryn Papantonakis             | Legal Fees                                            | 6,000.00      |
| Bill                                          | 07/11/2021 |          |     | Caryn Papantonakis             | Legal Fees                                            | 6,000.00      |
| Bill                                          | 08/11/2021 |          |     | Caryn Papantonakis             | Legal Fees                                            | 6,000.00      |
| Bill                                          | 09/11/2021 |          |     | Caryn Papantonakis             | Legal Fees                                            | 6,000.00      |
| Bill                                          | 10/11/2021 |          |     | Caryn Papantonakis             | Legal Fees                                            | 6,000.00      |
| Bill                                          | 11/11/2021 |          |     | Caryn Papantonakis             | Legal Fees                                            | 6,000.00      |
| Total 52300 - Legal Fees                      |            |          |     |                                |                                                       | 66,000.00     |
| <b>52350 - Outside Contract Services</b>      |            |          |     |                                |                                                       |               |
| Bill                                          | 01/31/2021 | 8201     |     | AG CM Inc.                     | Project Management Support #97 - Jan 2021             | 9,372.60      |
| Bill                                          | 03/15/2021 | 8270     |     | AG CM Inc.                     | Project Management Support #97 - Feb 2021             | 3,575.00      |
| Bill                                          | 04/06/2021 | 56900    |     | Equitax Inc.                   | 2020 Annual Tax True Up                               | 3,200.00      |
| Bill                                          | 04/12/2021 | 8311     |     | AG CM Inc.                     | Project Management Support #97 - Mar 2021             | 2,200.00      |
| Total 52350 - Outside Contract Services       |            |          |     |                                |                                                       | 18,347.60     |
| <b>52550 - Election Expense</b>               |            |          |     |                                |                                                       |               |
| Bill                                          | 02/10/2021 | 211584   |     | Radcliffe Bobbitt Adams Polley | Legal - Election and Litigation                       | 73.12         |
| Bill                                          | 10/31/2021 | 213071   |     | Radcliffe Bobbitt Adams Polley | Legal - Election and Litigation                       | 467.50        |
| Bill                                          | 11/30/2021 | 213436   |     | Radcliffe Bobbitt Adams Polley | Legal - Election and Litigation                       | 885.65        |
| Total 52550 - Election Expense                |            |          |     |                                |                                                       | 1,426.27      |
| Total 52000 - Contract Services (DNU)         |            |          |     |                                |                                                       | 144,700.91    |
| <b>53000 - Operations (DNU)</b>               |            |          |     |                                |                                                       |               |

2:30 PM

12/16/21

Accrual Basis

**Harris County ESD No. 1 - GOF**  
**Profit & Loss Detail**  
 January through November 2021

| Type                                               | Date       | Num       | Adj | Name                                  | Memo                                                   | Amount     |
|----------------------------------------------------|------------|-----------|-----|---------------------------------------|--------------------------------------------------------|------------|
| <b>53150 · Dues &amp; Subscriptions</b>            |            |           |     |                                       |                                                        |            |
| Bill                                               | 01/31/2021 | 12846     |     | Oak Interactive, LLC                  | Monthly Website Maintenance                            | 450.00     |
| Bill                                               | 01/31/2021 | 2179      |     | The Morton Accounting Services        | Quickbooks Subscription                                | 449.00     |
| Bill                                               | 03/01/2021 | 12873     |     | Oak Interactive, LLC                  | Monthly Website Maintenance - Feb                      | 450.00     |
| Bill                                               | 03/31/2021 | 12899     |     | Oak Interactive, LLC                  | Monthly Website Maintenance - Mar                      | 450.00     |
| Bill                                               | 04/01/2021 | 2021 ...  |     | SAFE-D                                | Safe-D Membership Renewal                              | 1,100.00   |
| Bill                                               | 04/30/2021 | 12917     |     | Oak Interactive, LLC                  | Monthly Website Maintenance - April                    | 450.00     |
| Bill                                               | 05/31/2021 | 12944     |     | Oak Interactive, LLC                  | Monthly Website Maintenance - May                      | 450.00     |
| Bill                                               | 07/01/2021 | 12967     |     | Oak Interactive, LLC                  | Monthly Website Maintenance - June                     | 450.00     |
| Bill                                               | 07/31/2021 | 12988     |     | Oak Interactive, LLC                  | Monthly Website Maintenance - July                     | 450.00     |
| Bill                                               | 08/31/2021 | 13016     |     | Oak Interactive, LLC                  | Monthly Website Maintenance - Aug                      | 450.00     |
| Bill                                               | 09/30/2021 | 13040     |     | Oak Interactive, LLC                  | Monthly Website Maintenance - Sept                     | 450.00     |
| Bill                                               | 10/31/2021 | 13065     |     | Oak Interactive, LLC                  | Monthly Website Maintenance - Oct                      | 450.00     |
| Bill                                               | 11/30/2021 | 13096     |     | Oak Interactive, LLC                  | Monthly Website Maintenance - Nov                      | 450.00     |
| Total 53150 · Dues & Subscriptions                 |            |           |     |                                       |                                                        | 6,499.00   |
| <b>53200 · Postage</b>                             |            |           |     |                                       |                                                        |            |
| Bill                                               | 01/31/2021 | 2179      |     | The Morton Accounting Services        | Mailing 1099 forms                                     | 7.40       |
| Total 53200 · Postage                              |            |           |     |                                       |                                                        | 7.40       |
| <b>53300 · Printing &amp; Copying</b>              |            |           |     |                                       |                                                        |            |
| Bill                                               | 01/31/2021 | 2179      |     | The Morton Accounting Services        | Copies                                                 | 4.35       |
| Bill                                               | 02/28/2021 | 2187      |     | The Morton Accounting Services        | Copies                                                 | 10.73      |
| Bill                                               | 03/31/2021 | 2199      |     | The Morton Accounting Services        | Copies                                                 | 6.09       |
| Bill                                               | 04/30/2021 | 2205      |     | The Morton Accounting Services        | Copies                                                 | 4.93       |
| Bill                                               | 05/31/2021 | 2214      |     | The Morton Accounting Services        | Copies                                                 | 2.90       |
| Bill                                               | 06/30/2021 | 2223      |     | The Morton Accounting Services        | Copies                                                 | 2.61       |
| Bill                                               | 07/31/2021 | 2226      |     | The Morton Accounting Services        | Copies                                                 | 3.19       |
| Bill                                               | 08/31/2021 | 2231      |     | The Morton Accounting Services        | Copies                                                 | 4.35       |
| Bill                                               | 09/30/2021 | 2237      |     | The Morton Accounting Services        | Copies                                                 | 6.67       |
| Bill                                               | 10/31/2021 | 2248      |     | The Morton Accounting Services        | Copies                                                 | 6.67       |
| Bill                                               | 11/30/2021 | 2274      |     | The Morton Accounting Services        | Copies                                                 | 6.09       |
| Total 53300 · Printing & Copying                   |            |           |     |                                       |                                                        | 58.58      |
| <b>53350 · Legal Notices &amp; Filing Fees</b>     |            |           |     |                                       |                                                        |            |
| Bill                                               | 02/28/2021 | 20014...  |     | Houston Chronicle                     | Public Hearing - Main News                             | 694.01     |
| Bill                                               | 09/24/2021 | 34145...  |     | Houston Chronicle                     | Public Hearing - Main News                             | 11,746.94  |
| Total 53350 · Legal Notices & Filing Fees          |            |           |     |                                       |                                                        | 12,440.95  |
| <b>53400 · Office Supplies</b>                     |            |           |     |                                       |                                                        |            |
| Bill                                               | 01/31/2021 | 2179      |     | The Morton Accounting Services        | -MULTIPLE-                                             | 291.35     |
| Total 53400 · Office Supplies                      |            |           |     |                                       |                                                        | 291.35     |
| Total 53000 · Operations (DNU)                     |            |           |     |                                       |                                                        | 19,297.28  |
| <b>54000 · General and Admin Expenses</b>          |            |           |     |                                       |                                                        |            |
| <b>54150 · Insurance - Gen Liab-Err &amp; Omis</b> |            |           |     |                                       |                                                        |            |
| Bill                                               | 01/31/2021 | 2021 I... |     | VFIS of Texas                         | HARC0-1 Insurance Coverage - 1/1/21 to 12/31/21        | 65,134.00  |
| Bill                                               | 03/08/2021 | 2021 I... |     | VFIS of Texas                         | HARC0-1 Insurance Coverage - 1/1/21 to 12/31/21 - A... | 338.00     |
| Total 54150 · Insurance - Gen Liab-Err & Omis      |            |           |     |                                       |                                                        | 65,472.00  |
| <b>54200 · Insurance - Treasurer's Bond</b>        |            |           |     |                                       |                                                        |            |
| Bill                                               | 09/20/2021 | Pete ...  |     | Victor Insurance Managers Inc         | 61BSBHZ4083- Serna                                     | 520.00     |
| Total 54200 · Insurance - Treasurer's Bond         |            |           |     |                                       |                                                        | 520.00     |
| <b>54400 · HCAD Qtr Expenses</b>                   |            |           |     |                                       |                                                        |            |
| Bill                                               | 02/15/2021 | PSI21...  |     | Harris County Appraisal District      | 2nd Qtr Quarter 2021 Assessment                        | 34,288.00  |
| Bill                                               | 05/17/2021 | PSI21...  |     | Harris County Appraisal District      | 3rd Qtr Quarter 2021 Assessment                        | 34,533.00  |
| Bill                                               | 08/17/2021 | PSI21...  |     | Harris County Appraisal District      | 4th Qtr Quarter 2021 Assessment                        | 34,815.00  |
| Bill                                               | 11/17/2021 | PSI21...  |     | Harris County Appraisal District      | 1st Qtr Quarter 2022 Assessment                        | 35,484.00  |
| Total 54400 · HCAD Qtr Expenses                    |            |           |     |                                       |                                                        | 139,120.00 |
| <b>54650 · Conference, Conven &amp; Meetings</b>   |            |           |     |                                       |                                                        |            |
| Bill                                               | 04/01/2021 | 1228      |     | SAFE-D                                | VOID: November 30 Webcast - Shirley Reed \$40 (didn... | 0.00       |
| Total 54650 · Conference, Conven & Meetings        |            |           |     |                                       |                                                        | 0.00       |
| <b>54800 · Repairs &amp; Maintenance (DNU)</b>     |            |           |     |                                       |                                                        |            |
| <b>54825 · Building &amp; Fixtures</b>             |            |           |     |                                       |                                                        |            |
| Bill                                               | 05/01/2021 | 2021-...  |     | Construction Masters of Houston, Inc. | EZ Tag Gate Station 97                                 | 7,965.82   |
| Total 54825 · Building & Fixtures                  |            |           |     |                                       |                                                        | 7,965.82   |

2:30 PM

12/16/21

Accrual Basis

**Harris County ESD No. 1 - GOF  
Profit & Loss Detail  
January through November 2021**

| Type                                      | Date       | Num      | Adj | Name                           | Memo                              | Amount               |
|-------------------------------------------|------------|----------|-----|--------------------------------|-----------------------------------|----------------------|
| Total 54800 · Repairs & Maintenance (DNU) |            |          |     |                                |                                   | 7,965.82             |
| Total 54000 · General and Admin Expenses  |            |          |     |                                |                                   | 213,077.82           |
| <b>60000 · Interest Expense</b>           |            |          |     |                                |                                   |                      |
| Bill                                      | 01/01/2021 |          |     | De Lage Laden Public Finance   | Building Note - Monthly           | 5,122.83             |
| Bill                                      | 02/01/2021 | 71112... |     | De Lage Laden Public Finance   | Building Note - Monthly           | 4,990.61             |
| Bill                                      | 03/01/2021 |          |     | De Lage Laden Public Finance   | Building Note - Monthly           | 4,857.84             |
| Bill                                      | 04/01/2021 |          |     | De Lage Laden Public Finance   | Building Note - Monthly           | 4,724.53             |
| Bill                                      | 05/01/2021 |          |     | De Lage Laden Public Finance   | Building Note - Monthly           | 4,590.65             |
| Bill                                      | 05/01/2021 |          |     | JPMorgan Chase Bank NA         | Payment for Loan - \$6,251,874.51 | 42,222.58            |
| Bill                                      | 06/01/2021 | Loan ... |     | De Lage Laden Public Finance   | Building Note - Monthly           | 0.00                 |
| Bill                                      | 11/01/2021 |          |     | JPMorgan Chase Bank NA         | Payment for Loan - \$6,251,874.51 | 40,671.26            |
| Total 60000 · Interest Expense            |            |          |     |                                |                                   | 107,180.30           |
| <b>61000 · Loan Costs</b>                 |            |          |     |                                |                                   |                      |
| Bill                                      | 11/01/2021 | 9719     |     | Government Capital Corporation | Loan Closing - Cost of Issuance   | 65,000.00            |
| Total 61000 · Loan Costs                  |            |          |     |                                |                                   | 65,000.00            |
| Total Expense                             |            |          |     |                                |                                   | 17,315,440.07        |
| Net Ordinary Income                       |            |          |     |                                |                                   | -9,106,587.31        |
| <b>Other Income/Expense</b>               |            |          |     |                                |                                   |                      |
| <b>Other Income</b>                       |            |          |     |                                |                                   |                      |
| <b>71000 · Gain/Loss on Sale of Asset</b> |            |          |     |                                |                                   |                      |
| Deposit                                   | 08/13/2021 |          |     | Lemons Auctioneers, LLP        | Assets Sold in Auction            | 73,437.00            |
| Total 71000 · Gain/Loss on Sale of Asset  |            |          |     |                                |                                   | 73,437.00            |
| Total Other Income                        |            |          |     |                                |                                   | 73,437.00            |
| Net Other Income                          |            |          |     |                                |                                   | 73,437.00            |
| <b>Net Income</b>                         |            |          |     |                                |                                   | <b>-9,033,150.31</b> |

---

# RBAP

---

RADCLIFFE  
BOBBITT  
ADAMS  
POLLEY

America Tower  
2929 Allen Parkway, Suite 3450  
Houston, Texas 77019  
(713) 237-1221  
www.rbaplaw.com

Harris County ESD No. 1  
c/o The Morton Accounting Services  
1125 Cypress Station Drive, Building H-4  
Houston, Texas 77090

December 14, 2021

Client No.: 1850.0000  
Invoice No.: 213436

**Attention:**

**RE:** Elections

| DATE      | DESCRIPTION                                                                                                                                                      | HOURS | AMOUNT |     |
|-----------|------------------------------------------------------------------------------------------------------------------------------------------------------------------|-------|--------|-----|
| Nov-13-21 | Review and revise 11/23/21 supplemental agenda and Notice of Designated Agent and Notice of Deadline to File Applications for Place on Ballot.                   | 0.50  | 137.50 | RDA |
| Nov-16-21 | Revise and finalize 11/23/21 supplemental agenda, Notice of Appointment of Designated Agent and Notice of Deadline to File Applications for Place on the Ballot. | 0.50  | 60.00  | RDR |
| Nov-17-21 | Transmit 11/23/21 supplemental agenda to C. Papantonakis and J. Hyde.                                                                                            | 0.25  | 30.00  | RDR |
| Nov-18-21 | Office conference with R.D. Rodriguez regarding posting of election related information on District website.                                                     | 0.25  | 68.75  | RDA |
|           | Office conference with R. Adams and R.D. Rodriguez regarding website language regarding qualifications for Commissioner.                                         | 0.25  | 46.25  | MAG |
|           | Prepare statutorily required election language for website; transmit same to J. Hyde for posting to District website.                                            | 0.50  | 60.00  | RDR |

Invoice #: 213436

December 14, 2021

|           |                                                                                                  |      |                 |     |
|-----------|--------------------------------------------------------------------------------------------------|------|-----------------|-----|
| Nov-22-21 | Prepare 11/23/21 meeting file; office conference with R. Adams regarding 11/23/21 Board meeting. | 0.50 | 60.00           | RDR |
| Nov-23-21 | Prepare for, travel to/from and attend 11/23/21 Board meeting.                                   | 1.50 | 412.50          | RDA |
|           | Totals                                                                                           | 4.25 | <u>\$875.00</u> |     |

**DISBURSEMENTS**

|  |                                      |                |                        |
|--|--------------------------------------|----------------|------------------------|
|  | Photocopies - Black & White          | 10.65          |                        |
|  | Totals                               | <u>\$10.65</u> |                        |
|  | <b>Total Fee &amp; Disbursements</b> |                | <u><b>\$885.65</b></u> |
|  | <b>Balance Now Due</b>               |                | <u><b>\$885.65</b></u> |



# INVOICE

## OAK Interactive, LLC

1819 Blue Water Bay Dr., Katy, TX 77494,  
UNITED STATES  
info@oakinteractive.com; Website:  
www.oakinteractive.com

**Invoice No#:** 13096  
**Invoice Date:** Nov 30, 2021  
**Reference:** Creative Services  
**Due Date:** Dec 30, 2021

**\$450.00**  
**AMOUNT DUE**

### BILL TO

HCESD-1.org  
Melissa Morton  
2800 Aldine Bender Rd., Houston, TX  
77032, UNITED STATES

| #            | ITEMS & DESCRIPTION                           | QTY/HRS | PRICE AMOUNT(\$) |            |
|--------------|-----------------------------------------------|---------|------------------|------------|
| 1            | Website Maintenance<br>HCESD-1.org - November | 1       | \$450.00         | \$450.00   |
| Subtotal     |                                               |         |                  | \$450.00   |
| <b>TOTAL</b> |                                               |         | <b>\$450.00</b>  | <b>USD</b> |

### NOTES TO CUSTOMER

November, 2021 - Kindly Remit to: OAK Interactive, LLC  
1819 Blue Water Bay Dr., Katy, TX 77494

THANK YOU FOR YOUR BUSINESS!

### TERMS AND CONDITIONS

Net 30 - Interest accrued at 2% per month, thereafter. Make checks payable to: OAK Interactive, LLC or pay via Credit Card with a 4% processing fee. Sales Tax applied to:

- Website Maintenance
- Website Design & Development
- Hard Cost for production items



**COMMISSIONER'S REIMBURSEMENT EXPENSE REPORT**

Name: Virginia Bazan

District: Harris County Emergency Services District No. 1

Date:

| Dates                     | Fee of Office Due<br>Description                  | Airfare | Lodging<br>(Hotel) | Mileage |              | Meals | Phone | Other | Miscellaneous Expense | Memo | Totals |
|---------------------------|---------------------------------------------------|---------|--------------------|---------|--------------|-------|-------|-------|-----------------------|------|--------|
|                           |                                                   |         |                    | Rate    | Miles Driven |       |       |       |                       |      |        |
| 4-2-2021                  | ARS Report                                        |         |                    |         |              |       |       |       |                       |      |        |
| 5-14-2021                 | CDC Update                                        |         |                    |         |              |       |       |       |                       |      |        |
| 5-17-2021                 | Agenda Draft                                      |         |                    |         |              |       |       |       |                       |      |        |
| 5-18-2021                 | Mtg Review Minut                                  |         |                    |         |              |       |       |       |                       |      |        |
| 5-24-2021                 | Review Documents                                  |         |                    |         |              |       |       |       |                       |      |        |
| 5-25-2021                 | CM final <sup>Board mtg</sup> <del>payments</del> |         |                    |         |              |       |       |       |                       |      |        |
| 6-21-2021                 | Draft Agenda                                      |         |                    |         |              |       |       |       |                       |      |        |
| 6-24-2021                 | amended agenda                                    |         |                    |         |              |       |       |       |                       |      |        |
| 6-28-2021                 | Mtg documents                                     |         |                    |         |              |       |       |       |                       |      |        |
| 6-29-2021                 | Mtg Board                                         |         |                    |         |              |       |       |       |                       |      |        |
| 7-21-2021                 | Review Mtg Min.                                   |         |                    |         |              |       |       |       |                       |      |        |
| 7-22-2021                 | Mtg documents                                     |         |                    |         |              |       |       |       |                       |      |        |
| 7-25-2021                 | Update last document                              |         |                    |         |              |       |       |       |                       |      |        |
| 7-26-2021                 | Board Documents                                   |         |                    |         |              |       |       |       |                       |      |        |
|                           | Subtotals                                         |         | 0                  |         | 0            | 0     | 0     | 0     | 0                     | 0    | 0      |
| Miscellaneous Expense     |                                                   |         |                    |         |              |       |       |       |                       |      |        |
| Subtotal of Expenses:     |                                                   |         |                    |         |              |       |       |       |                       |      |        |
| Number of Days of Service |                                                   |         |                    |         |              |       |       |       |                       |      |        |
| Commissioner's Fees Due:  |                                                   |         |                    |         |              |       |       |       |                       |      |        |
| Less Cash Advance:        |                                                   |         |                    |         |              |       |       |       |                       |      |        |
| Totals                    |                                                   |         |                    |         |              |       |       |       |                       |      | 0.00   |

The Morton Accounting Services

450 N. Sam Houston Pkwy E Ste 168

Houston, Texas 77060

(281) 416-8571 FAX (855) 331-3080

Email: [melissacpa@themortonassociates.com](mailto:melissacpa@themortonassociates.com)

I certify that I incurred these expenses on District Business:

Signature 



COMMISSIONER'S REIMBURSEMENT EXPENSE REPORT

Date:

Name: Virginia Bazan District: Harris County Emergency Services District No. 1

| Dates                     | Fee of Office Due Description | Airfare | Lodging (Hotel) | Mileage      |                 | Meals | Phone | Other | Memo | Totals |
|---------------------------|-------------------------------|---------|-----------------|--------------|-----------------|-------|-------|-------|------|--------|
|                           |                               |         |                 | Miles Driven | Mileage Expense |       |       |       |      |        |
| 8-24-2021                 | Agenda Draft                  |         |                 |              |                 |       |       |       |      |        |
| 8-30-2021                 | Board Documents               |         |                 |              |                 |       |       |       |      |        |
| 8-31-2021                 | Board Mtg                     |         |                 |              |                 |       |       |       |      |        |
| 9-14-2021                 | Update Storm Damage           |         |                 |              |                 |       |       |       |      |        |
| 9-15-2021                 | Mtg Email Conf                |         |                 |              |                 |       |       |       |      |        |
| 9-20-2021                 | Draft Agenda                  |         |                 |              |                 |       |       |       |      |        |
| 9-27-2021                 | Board Documents               |         |                 |              |                 |       |       |       |      |        |
| 10-12-2021                | Update ACE Accounting         |         |                 |              |                 |       |       |       |      |        |
| 10-14-2021                | Draft Agenda                  |         |                 |              |                 |       |       |       |      |        |
| 10-25-2021                | documents Mtg                 |         |                 |              |                 |       |       |       |      |        |
| 10-28-2021                | EPD Ribera's Cutty            |         |                 |              |                 |       |       |       |      |        |
| 10-30-2021                | Dis De las Muertes            |         |                 |              |                 |       |       |       |      |        |
| 12-9-2021                 | East AD-20ye Celebrat         |         |                 |              |                 |       |       |       |      |        |
| 12-13-2021                | Draft Agenda                  |         |                 |              |                 |       |       |       |      |        |
|                           | Subtotals                     |         |                 | 0            |                 | 0     | 0     | 0     | 0    | 0      |
| Miscellaneous Expense     |                               |         |                 |              |                 |       |       |       |      |        |
| Subtotal of Expenses:     |                               |         |                 |              |                 |       |       |       |      |        |
| Number of Days of Service |                               |         |                 |              |                 |       |       |       |      |        |
| Commissioner's Fees Due:  |                               |         |                 |              |                 |       |       |       |      |        |
| Less Cash Advance:        |                               |         |                 |              |                 |       |       |       |      |        |

The Morton Accounting Services  
 450 N. Sam Houston Pkwy E, Ste 168  
 Houston, Texas 77060  
 (281) 416-8571 FAX (855) 331-3080  
 Email: melissacpa@themortaccountants.com

I certify that I incurred these expenses on District Business.

Signature 

0.00

Cathy Sunday Reimbursement Request

| DATE      | From/To          | Subject                                                              | Category         | Billing   | RUNNING TOTAL |
|-----------|------------------|----------------------------------------------------------------------|------------------|-----------|---------------|
|           |                  | Notice of Financial Document                                         |                  |           |               |
| 1/20/2021 | fsresidential.cc | Upload for Interbelt North                                           | Email            | \$ 150.00 | \$ 150.00     |
| 1/21/2021 | Fred Scibuola    | Re: Draft Agenda                                                     | Email            | \$ 150.00 | \$ 300.00     |
| 1/25/2021 | Jeremy Hyde      |                                                                      | Prep for Meeting | \$ 150.00 | \$ 450.00     |
| 1/26/2021 | Commissioners    | Monthly                                                              | Online Meeting   | \$ 150.00 | \$ 600.00     |
| 1/28/2021 | emr-isac         | NISB addresses responder safety risks from battery fires in electric | Email            | \$ 150.00 | \$ 750.00     |
| 1/29/2021 | Travis McDona    | Interbelt Weekly Update                                              | Email            | \$ 150.00 | \$ 900.00     |
| 2/22/2021 | Jeremy Hyde      |                                                                      | Prep for Meeting | \$ 150.00 | \$ 1,050.00   |
| 2/23/2021 | Commissioners    | Monthly                                                              | Online Meeting   | \$ 150.00 | \$ 1,200.00   |
| 3/9/2021  | Eva Baez         | HCESD - request for client authorization                             | Email            | \$ 150.00 | \$ 1,350.00   |
| 3/10/2021 | emr-isac         | HSIN Emergency Services Update - March 1-15, 2021                    | Email            | \$ 150.00 | \$ 1,500.00   |
| 3/11/2021 | Travis McDona    | Interbelt Weekly Update                                              | Email            | \$ 150.00 | \$ 1,650.00   |
| 3/15/2021 | Melissa Morton   | HCESD Confirmations                                                  |                  |           |               |
| 3/15/2021 | Melissa Morton   | Authorization                                                        | Email            | \$ 150.00 | \$ 1,800.00   |
| 3/16/2021 | Systems.Admir    | Carr Riggs & Ingram requires your authorization                      | Email            | \$ 150.00 | \$ 1,950.00   |
| 3/17/2021 | Barracuda Net    | Barracuda Email Security Service Quarantine Notification             | Email            | \$ -      | \$ 1,950.00   |
| 3/18/2021 | Travis McDona    | Interbelt Weekly Update                                              | Email            | \$ 150.00 | \$ 2,100.00   |
| 3/19/2021 | Jeremy Hyde      | Board Meeting                                                        | Email            | \$ 150.00 | \$ 2,250.00   |
| 3/20/2021 | Fred Scibuola    | Re: Board Meeting                                                    | Email            | \$ 150.00 | \$ 2,400.00   |
| 3/22/2021 | Jeremy Hyde      | Posted Agenda                                                        | Email            | \$ 150.00 | \$ 2,550.00   |
| 3/23/2021 | Travis McDona    | Interbelt Weekly Update 3/23/2021                                    | Email            | \$ 150.00 | \$ 2,700.00   |
| 3/24/2021 | Barracuda Net    | Barracuda Email Security Service Quarantine Notification             | Email            | \$ -      | \$ 2,700.00   |
| 3/25/2021 | Barracuda Net    | Barracuda Email Security Service Quarantine Notification             | Email            | \$ 150.00 | \$ 2,850.00   |
| 3/26/2021 | emr-isac         | Notification of HSIN-ES COI upgrade to SharePoint 2016               | Email            | \$ 150.00 | \$ 3,000.00   |
| 3/26/2021 | Barracuda Net    | Barracuda Email Security Service Quarantine Notification             | Email            | \$ -      | \$ 3,000.00   |
| 3/27/2021 | Barracuda Net    | Barracuda Email Security Service Quarantine Notification             | Email            | \$ 150.00 | \$ 3,150.00   |
| 3/28/2021 | Barracuda Net    | Barracuda Email Security Service Quarantine Notification             | Email            | \$ -      | \$ 3,150.00   |
| 3/29/2021 | Jeremy Hyde      | Monthly                                                              | Prep for Meeting | \$ 150.00 | \$ 3,300.00   |
| 3/29/2021 | fsresidential.cc | Notice of Financial Document                                         |                  |           |               |
| 3/29/2021 | fsresidential.cc | Upload for Interbelt North                                           | Email            | \$ 150.00 | \$ 3,450.00   |
| 3/30/2021 | Commissioners    | Monthly                                                              | Online Meeting   | \$ 150.00 | \$ 3,600.00   |
| 3/30/2021 | Jeremy Hyde      | Re: Signatures                                                       | Email            | \$ 150.00 | \$ 3,750.00   |
| 3/31/2021 | Prosperity Ban   | ACH Payment Status Change                                            | Email            | \$ 150.00 | \$ 3,900.00   |
| 4/1/2021  | Texas CLASS      | Notification                                                         | Email            | \$ 150.00 | \$ 4,050.00   |
| 4/1/2021  | Texas CLASS      | CLASS Transaction Portal                                             | Email            | \$ 150.00 | \$ 4,050.00   |
| 4/2/2021  | Jeremy Hyde      | New Statement Available - Texas                                      | Email            | \$ 150.00 | \$ 4,050.00   |
| 4/2/2021  | Jeremy Hyde      | CAAS - Done                                                          | Email            | \$ -      | \$ 4,050.00   |

|            |                |                                                         |                            |           |    |          |
|------------|----------------|---------------------------------------------------------|----------------------------|-----------|----|----------|
| 4/3/2021   | Travis McDona  | Interbelt Weekly Update 4/2/2021                        | EEmail                     | \$ 150.00 | \$ | 4,200.00 |
| 4/5/2021   | Caryn Papantoi | Re: Bank Form Requested                                 | EEmail                     | \$ 150.00 | \$ | 4,350.00 |
| 4/5/2021   | Melissa Morton | Bank Form Requested<br>RE: Interbelt - Security Company | EEmail                     | \$ 150.00 | \$ | 4,500.00 |
| 4/9/2021   | Kenny Istre    | bid Review                                              | EEmail<br>Prep for         | \$ 150.00 | \$ | 4,650.00 |
| 4/26/2021  | Jeremy Hyde    |                                                         | Meeting<br>Prep for        | \$ 150.00 | \$ | 4,800.00 |
| 5/25/2021  | Jeremy Hyde    |                                                         | Meeting                    | \$ 150.00 | \$ | 4,950.00 |
| 5/26/2021  | Commissioners  | Monthly                                                 | Meeting<br>Prep for        | \$ 150.00 | \$ | 5,100.00 |
| 6/28/2021  | Jeremy Hyde    |                                                         | Meeting                    | \$ 150.00 | \$ | 5,250.00 |
| 6/29/2021  | Commissioners  | Monthly                                                 | Meeting<br>Prep for        | \$ 150.00 | \$ | 5,400.00 |
| 7/27/2021  | Jeremy Hyde    |                                                         | Meeting                    | \$ 150.00 | \$ | 5,550.00 |
| 7/28/2021  | Commissioners  | Monthly                                                 | Online Meeting             | \$ 150.00 | \$ | 5,700.00 |
| 8/29/2021  | Fred & Shriley | Missing phone numbers                                   | Text<br>Prep for           | \$ 150.00 | \$ | 5,850.00 |
| 8/30/2021  | Jeremy Hyde    |                                                         | Meeting                    | \$ 150.00 | \$ | 6,000.00 |
| 8/31/2021  | Commissioners  | Monthly                                                 | Online Meeting<br>Prep for | \$ 150.00 | \$ | 6,150.00 |
| 9/27/2021  | Jeremy Hyde    |                                                         | Meeting                    | \$ 150.00 | \$ | 6,300.00 |
| 9/28/2021  | Commissioners  | Monthly                                                 | Online Meeting<br>Prep for | \$ 150.00 | \$ | 6,450.00 |
| 10/25/2021 | Jeremy Hyde    |                                                         | Meeting                    | \$ 150.00 | \$ | 6,600.00 |
| 10/26/2021 | Commissioners  | Monthly                                                 | Meeting<br>Prep for        | \$ 150.00 | \$ | 6,750.00 |
| 11/22/2021 | Jeremy Hyde    |                                                         | Meeting                    | \$ 150.00 | \$ | 6,900.00 |
| 11/23/2021 | Commissioners  | Monthly                                                 | Meeting                    | \$ 100.00 | \$ | 7,000.00 |

# Invoice



Page 1/1  
 Invoice 02462  
 Date 11/30/2021

**Harris County Emergency Corps**  
 2800 Aldine Bender Road  
 Houston TX 77032

**Bill To:** Harris County ESD#1  
 2800 Aldine Bender Rd  
 Houston Texas 77032

**Ship To:** Harris County ESD#1  
 2800 Aldine Bender Rd  
 Houston Texas 77032

| Purchase Order No. |         | Customer ID | Salesperson ID   | Payment Terms                                | Req Ship Date | Master No.     |                |
|--------------------|---------|-------------|------------------|----------------------------------------------|---------------|----------------|----------------|
|                    |         | H0001       |                  | Due on Receipt                               | 11/30/2021    | 2,354          |                |
| Ordered            | Shipped | B/O         | Item Number      | Description                                  | Discount      | Unit Price     | Ext. Price     |
| 1.00               | 1.00    | 0.00        | 911 SERVICES     | 1949 Responses x \$984.21 - IMX<br>\$537,018 | \$0.00        | \$1,381,207.00 | \$1,381,207.00 |
| 1.00               | 1.00    | 0.00        | LEASE PAYMENTS   | Lease payments to ESD1 Bldg/Eq               | \$0.00        | -\$45,553.00   | -\$45,553.00   |
| 1.00               | 1.00    | 0.00        | LEASE AMBULANCES | Lease Payments ESD1 ambulances               | \$0.00        | -\$7,000.00    | -\$7,000.00    |

|                |                       |
|----------------|-----------------------|
| Subtotal       | \$1,328,654.00        |
| Misc           | \$0.00                |
| Tax            | \$0.00                |
| Freight        | \$0.00                |
| Trade Discount | \$0.00                |
| <b>Total</b>   | <b>\$1,328,654.00</b> |

## Reimbursement Report

**Employee**

Name: Fred A. Scibuola      Emp #: ?  
 SSN: XXX-XX-4814      Position: Commissioner  
 Dept: ?      Manager: ?

**Pay Period**

From 11/17/2021  
 To 12/28/2021

| Date       | Account | Description                      | Lodging | Transport | Fuel | Meals | Phone | Other        | TOTAL            |
|------------|---------|----------------------------------|---------|-----------|------|-------|-------|--------------|------------------|
| 11/17/2021 |         | HCESD1 Board Meeting             | \$ -    |           |      |       |       | \$150.00     | \$ 150.00        |
| 11/17/2021 |         | Prosperity Bank - Approved Bills |         |           |      |       |       | \$150.00     | \$ 150.00        |
|            |         |                                  |         |           |      |       |       |              |                  |
|            |         |                                  |         |           |      |       |       |              |                  |
|            |         |                                  |         |           |      |       |       |              |                  |
|            |         |                                  |         |           |      |       |       |              |                  |
|            |         |                                  |         |           |      |       |       |              |                  |
|            |         |                                  |         |           |      |       |       |              |                  |
|            |         |                                  |         |           |      |       |       |              |                  |
|            |         |                                  |         |           |      |       |       |              |                  |
|            |         |                                  |         |           |      |       |       |              |                  |
|            |         |                                  |         |           |      |       |       |              |                  |
|            |         |                                  |         |           |      |       |       |              |                  |
|            |         |                                  |         |           |      |       |       |              |                  |
|            |         |                                  |         |           |      |       |       |              |                  |
|            |         |                                  |         |           |      |       |       |              |                  |
|            |         |                                  |         |           |      |       |       |              |                  |
|            |         |                                  |         |           |      |       |       |              |                  |
|            |         |                                  |         |           |      |       |       |              |                  |
|            |         |                                  |         |           |      |       |       |              |                  |
|            |         |                                  |         |           |      |       |       |              |                  |
|            |         |                                  |         |           |      |       |       | \$ 300.00    |                  |
|            |         |                                  |         |           |      |       |       | Sub Total    | \$ 300.00        |
|            |         |                                  |         |           |      |       |       | Advances     |                  |
|            |         |                                  |         |           |      |       |       | <b>TOTAL</b> | <b>\$ 300.00</b> |

Reimbursement

Employee Signature: *F. A. Scibuola*      (date)

Approved by: \_\_\_\_\_      Notes

Office Use Only

PURVIS Systems Incorporated

Invoice Number: 27750

Account: HARRISESD1

Date: 07/26/21

To: HARRIS COUNTY ESD #1  
2800 ALDINE BENDER RD

Remit To: PURVIS Systems, Incorporated  
88 Silva Lane

HOUSTON, TX 77032

Middletown, RI 02842

Terms: NET 30 Due Date: 08/25/21

Customer PO: 050919-1

Project No: 2667.1B.01.06

Invoice Total: \$20,830.00

Project Name: HarrisCnty ESD1 DM&RIU HW

Bill Number: 2667.1B.01-001

Currency: USD

| Item Number | Item Description                    | Rev | Quantity | Unit Price | Discount Amount | Total Price        |
|-------------|-------------------------------------|-----|----------|------------|-----------------|--------------------|
|             | DM Console                          |     | 1        | 1,725.00   | \$0.00          | \$1,725.00         |
|             | RIU 6 Audio Channel - 3U            |     | 2        | 6,250.00   | 0.00            | 12,500.00          |
|             | 3U RIU Cable Kit                    |     | 2        | 500.00     | 0.00            | 1,000.00           |
|             | DM Console Seat License (perpetual) |     | 1        | 1,500.00   | 0.00            | 1,500.00           |
|             | Config, Test & Deployment Services  |     | 1        | 3,800.00   | 0.00            | 3,800.00           |
|             | Freight/Shipping & Handling         |     | 1        | 305.00     | 0.00            | 305.00             |
|             | 1 Year Warranty & Maintenance       |     | 0        | 0.00       | 0.00            | 0.00               |
|             | <b>Price of Items</b>               |     |          |            |                 | \$20,830.00        |
|             | <b>Less Total Discount Amount</b>   |     |          |            |                 | 0.00               |
|             | <b>Plus Total Tax</b>               |     |          |            |                 | 0.00               |
|             | <b>Invoice Total</b>                |     |          |            |                 | <b>\$20,830.00</b> |



# Invoice

|            |           |
|------------|-----------|
| Date       | Invoice # |
| 11/30/2021 | 2274      |

|                                                                    |
|--------------------------------------------------------------------|
| Bill To                                                            |
| Harris County ESD #1<br>2800 Aldine Bender Rd<br>Houston, TX 77032 |

|        |            |
|--------|------------|
| Terms  | Due Date   |
| Net 30 | 12/30/2021 |

| Serviced   | Description                                                                                                                                                                                                                                                                        | Hours  | Rate     | Amount   |
|------------|------------------------------------------------------------------------------------------------------------------------------------------------------------------------------------------------------------------------------------------------------------------------------------|--------|----------|----------|
| 11/30/2021 | November Financial Statements                                                                                                                                                                                                                                                      |        | 2,750.00 | 2,750.00 |
| 11/30/2021 | Additional Hours (Fixed asset management, meeting with board members for ACH approval for Prosperity, review of debt agreement, fix board member lock outs, special reporting, research payment for loan and incorrect ACH number, work with Arbitrage group for arbitrage review) | 8.4458 | 140.00   | 1,182.41 |
| 11/30/2021 | Copies                                                                                                                                                                                                                                                                             | 21     | 0.29     | 6.09     |

Please Remit Payment to:  
The Morton Accounting Service  
1125 Cypress Station Dr. Bldg H-4  
Houston, TX 77090

or via the Intuit payment link in the email.

|                         |            |
|-------------------------|------------|
| <b>Total</b>            | \$3,938.50 |
| <b>Payments/Credits</b> | \$0.00     |
| <b>Balance Due</b>      | \$3,938.50 |



## President's Report – HCEC

### December 2021 Meeting

- HCEC responded to 1949 911 calls this month, compared to 1882 in the previous month. Our response time is 9:10.
- HCEC is presenting our Trimester CE this month to all of our active medics.
- HCEC participated in the Grandparents Raising Grandchildren Senior Gala. It was well attended and many people received a tour of our ambulance.
- HCEC held its employee holiday party on December 9. We had approximately 125 attendees and it was a great success.

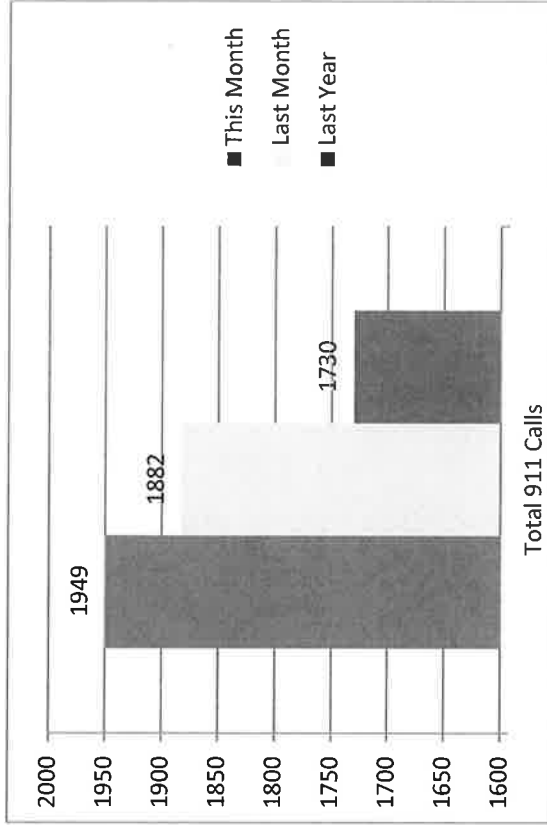
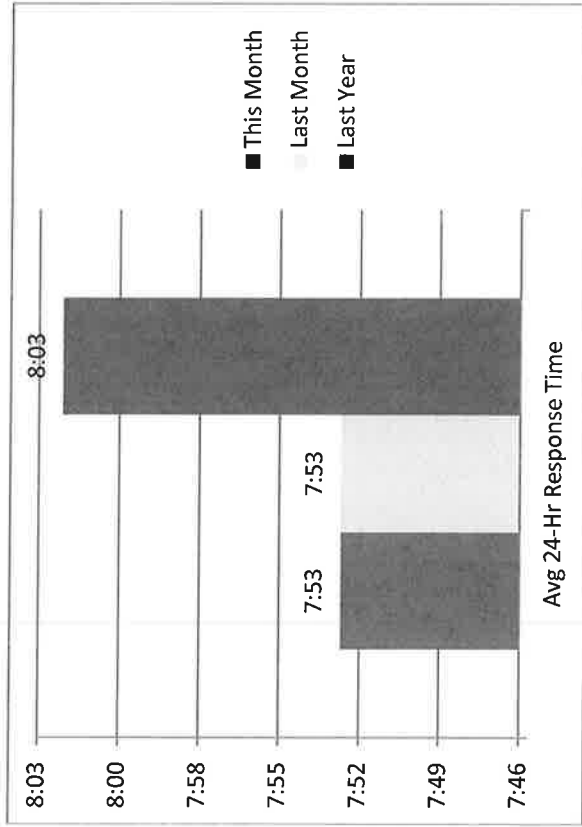
Vehicle Accidents last month: 0

Maintenance Requests last month: 10


**APPROVED**  
Document approved by Harris County ESD-1  
Board of Commissioners  
By a Majority Vote  
on 12/21/21 (Date)  
[Signature] [Signature]  
President of ESD-1 Secretary of ESD-1



# HCEC Activity November 2021



## Call Volume Comparison





# 911 STATISTICS REPORT FOR PERIOD 11-01-21 to 11-30-21

## DAILY RESPONSE TOTALS

| Period  | 01 | 02 | 03 | 04 | 05 | 06 | 07 | 08 | 09 | 10 | 11 | 12 | 13 | 14 | 15 | 16 | 17 | 18 | 19 | 20 | 21 | 22 | 23 | 24 | 25 | 26 | 27 | 28 | 29 | 30 | Total |
|---------|----|----|----|----|----|----|----|----|----|----|----|----|----|----|----|----|----|----|----|----|----|----|----|----|----|----|----|----|----|----|-------|
| 2021/11 | 70 | 72 | 66 | 58 | 65 | 70 | 72 | 56 | 59 | 75 | 84 | 66 | 56 | 58 | 72 | 77 | 62 | 64 | 52 | 75 | 66 | 74 | 50 | 59 | 71 | 54 | 67 | 59 | 64 | 56 | 1949  |
| Total   | 70 | 72 | 66 | 58 | 65 | 70 | 72 | 56 | 59 | 75 | 84 | 66 | 56 | 58 | 72 | 77 | 62 | 64 | 52 | 75 | 66 | 74 | 50 | 59 | 71 | 54 | 67 | 59 | 64 | 56 | 1949  |

## RESPONSE PRIORITY SUMMARY

|         | Alpha | Bravo | Charlie | Delta | Echo | Unspecified | Total |
|---------|-------|-------|---------|-------|------|-------------|-------|
| 2021/11 | 399   | 264   | 332     | 526   | 52   | 376         | 1949  |
| Total   | 399   | 264   | 332     | 526   | 52   | 376         | 1949  |

## OUT OF THE CHUTE RESPONSE AVERAGES AND STATISTICS BY APPARATUS TYPE

| APPARATUS TYPE | ASSIGNED TO ENROUTE | ASSIGNED TO ONSCENE | ENROUTE TO ONSCENE | HOSPITAL TO IN-SERVICE | AVERAGE ONSCENE TIME | AVERAGE INCIDENT TIME |
|----------------|---------------------|---------------------|--------------------|------------------------|----------------------|-----------------------|
| District       | 00:00:50            | 00:08:17            | 00:07:31           | 23:43:18               | 00:17:28             | 00:24:03              |
| Medic          | 00:00:56            | 00:09:10            | 00:08:13           | 00:30:40               | 00:17:32             | 00:55:51              |
| Supervisor     | 00:00:00            | 00:10:59            | 00:10:59           | 23:15:00               | 00:29:30             | 00:03:58              |

\* All units assigned to a response that went enroute in district, NO mutual aid responses

## SERVICE LEVEL STATUS CHANGES BY DAY

| Status Level    | 01 | 02 | 04 | 05 | 06 | 07 | 08 | 09 | 10 | 11 | 15 | 16 | 17 | 22 | 26 | 29 | 30 | Total |
|-----------------|----|----|----|----|----|----|----|----|----|----|----|----|----|----|----|----|----|-------|
| 2021-11 LEVEL - | 2  | 3  | 3  | 1  | 2  | 3  | 3  | 5  | 3  | 4  | 2  | 4  | 2  | 1  | 1  | 3  | 1  | 43    |
| LEVEL 0         | 2  | 8  |    | 2  | 3  | 1  | 1  |    | 4  |    | 1  |    |    |    |    | 1  | 2  | 25    |
| LEVEL 1         | 1  | 1  | 3  | 1  | 1  | 2  | 1  | 4  | 3  | 2  | 2  | 5  | 2  | 2  | 1  | 3  |    | 34    |
| Totals          | 5  | 12 | 6  | 2  | 5  | 8  | 5  | 10 | 6  | 10 | 4  | 10 | 4  | 3  | 2  | 7  | 3  | 102   |

## SERVICE LEVEL STATUS CHANGES BY HOUR OF DAY

| Status Level    | 00 | 09 | 10 | 11 | 12 | 13 | 14 | 15 | 16 | 17 | 18 | 19 | 20 | 21 | 22 | 23 | Total |
|-----------------|----|----|----|----|----|----|----|----|----|----|----|----|----|----|----|----|-------|
| 2021-11 LEVEL - | 1  | 6  | 1  |    | 3  |    | 4  | 7  | 4  | 3  | 4  | 6  | 4  |    |    |    | 43    |
| LEVEL 0         |    | 3  | 2  | 1  | 1  | 1  | 1  | 4  | 2  | 5  | 1  | 1  | 2  | 2  |    |    | 25    |
| LEVEL 1         | 1  | 2  | 1  | 1  | 1  | 1  | 1  | 2  | 1  | 5  | 4  | 5  | 2  | 4  | 2  | 1  | 34    |
| Totals          | 2  | 11 | 4  | 2  | 1  | 5  | 2  | 10 | 8  | 11 | 12 | 10 | 9  | 10 | 4  | 1  | 102   |



Division 11 Harris County Emerg Corps

# 911 STATISTICS REPORT FOR PERIOD 11-01-21 to 11-30-21

12/14/2021 12:26:09 PM Page 2 of 10

| DAILY RESPONSE TOTALS BY APPARATUS TYPE |         |    |    |    |    |    |    |    |    |    |    |    |    |    |    |    |    |    |    |    |    |    |    |    |    |    |    |    |    |    |      |       |
|-----------------------------------------|---------|----|----|----|----|----|----|----|----|----|----|----|----|----|----|----|----|----|----|----|----|----|----|----|----|----|----|----|----|----|------|-------|
|                                         | 2021/11 | 1  | 2  | 3  | 4  | 5  | 6  | 7  | 8  | 9  | 10 | 11 | 12 | 13 | 14 | 15 | 16 | 17 | 18 | 19 | 20 | 21 | 22 | 23 | 24 | 25 | 26 | 27 | 28 | 29 | 30   | Total |
| District                                | 9       | 13 | 3  | 8  | 6  | 12 | 4  | 8  | 6  | 6  | 9  | 8  | 5  | 5  | 6  | 7  | 7  | 6  | 6  | 7  | 6  | 11 | 5  | 2  | 4  | 2  | 7  | 6  | 7  | 8  | 199  |       |
| Medic                                   | 65      | 64 | 63 | 57 | 64 | 59 | 63 | 57 | 58 | 76 | 77 | 66 | 50 | 57 | 69 | 77 | 61 | 58 | 45 | 67 | 62 | 67 | 48 | 51 | 71 | 49 | 60 | 52 | 64 | 52 | 1829 |       |
| Medical Director                        |         |    |    |    |    |    |    |    |    |    |    |    |    |    |    |    |    |    |    |    |    |    |    |    |    |    |    |    |    |    |      |       |
| Supervisor                              | 1       |    |    |    |    |    |    |    |    |    |    |    |    |    |    |    |    |    |    |    |    |    |    |    |    |    |    |    |    |    | 2    |       |
| Totals                                  | 75      | 77 | 66 | 65 | 70 | 71 | 67 | 65 | 64 | 82 | 86 | 74 | 55 | 62 | 75 | 84 | 69 | 64 | 51 | 74 | 68 | 78 | 53 | 53 | 75 | 51 | 67 | 58 | 71 | 61 | 2031 |       |

\* All units assigned to a response that went enroute

| DAILY RESPONSE TOTALS BY UNIT |         |    |    |    |    |    |    |    |    |    |    |    |    |    |    |    |    |    |    |    |    |    |    |    |    |    |    |    |    |    |      |       |
|-------------------------------|---------|----|----|----|----|----|----|----|----|----|----|----|----|----|----|----|----|----|----|----|----|----|----|----|----|----|----|----|----|----|------|-------|
|                               | 2021/11 | 1  | 2  | 3  | 4  | 5  | 6  | 7  | 8  | 9  | 10 | 11 | 12 | 13 | 14 | 15 | 16 | 17 | 18 | 19 | 20 | 21 | 22 | 23 | 24 | 25 | 26 | 27 | 28 | 29 | 30   | Total |
| 9912                          | 1       |    |    |    |    |    |    |    |    |    |    |    |    |    |    |    |    |    |    |    |    |    |    |    |    |    |    |    |    |    | 1    |       |
| CHP1                          |         |    |    |    |    |    |    |    |    |    |    |    |    |    |    |    |    |    |    |    |    |    |    |    |    |    |    |    |    |    |      | 3     |
| D90                           | 2       | 6  | 1  | 3  | 2  | 5  | 4  | 3  | 5  | 3  | 2  | 3  | 1  | 2  | 3  | 1  | 2  | 3  | 3  | 2  | 1  | 7  | 2  | 2  | 1  | 1  | 6  | 6  | 4  | 5  | 86   |       |
| D901                          | 6       | 5  | 1  | 3  | 5  | 4  | 3  | 5  | 3  | 2  | 6  | 10 | 8  | 6  | 10 | 8  | 6  | 5  | 6  | 9  | 9  | 8  | 7  | 6  | 8  | 8  | 6  | 10 | 6  | 6  | 77   |       |
| M91                           | 8       | 8  | 9  | 6  | 8  | 8  | 8  | 7  | 7  | 6  | 10 | 8  | 6  | 6  | 10 | 8  | 6  | 7  | 5  | 6  | 9  | 8  | 7  | 6  | 8  | 8  | 6  | 10 | 6  | 6  | 223  |       |
| M92                           | 8       | 9  | 8  | 6  | 4  | 5  | 5  | 6  | 7  | 6  | 6  | 6  | 8  | 5  | 7  | 8  | 6  | 7  | 5  | 9  | 8  | 3  | 5  | 4  | 8  | 4  | 6  | 5  | 5  | 9  | 190  |       |
| M920                          | 4       | 8  | 8  | 2  | 2  | 4  | 7  | 5  | 6  | 6  | 7  | 6  | 4  | 10 | 6  | 4  | 8  | 5  | 5  | 10 | 9  | 4  | 5  | 5  | 10 | 3  | 5  | 5  | 6  | 4  | 173  |       |
| M93                           | 7       | 2  | 9  | 7  | 10 | 6  | 8  | 7  | 9  | 9  | 9  | 12 | 9  | 7  | 8  | 5  | 8  | 8  | 7  | 6  | 8  | 9  | 10 | 9  | 9  | 6  | 3  | 5  | 8  | 10 | 226  |       |
| M930                          |         |    |    |    |    |    |    |    |    |    |    |    |    |    |    |    |    |    |    |    |    |    |    |    |    |    |    |    |    |    | 10   |       |
| M931                          |         |    |    |    |    |    |    |    |    |    |    |    |    |    |    |    |    |    |    |    |    |    |    |    |    |    |    |    |    |    | 7    |       |
| M94                           | 8       | 6  | 6  | 6  | 7  | 6  | 5  | 10 | 6  | 9  | 7  | 4  | 5  | 6  | 8  | 8  | 8  | 7  | 3  | 5  | 6  | 9  | 4  | 4  | 10 | 7  | 7  | 5  | 5  | 6  | 193  |       |
| M940                          | 7       | 8  | 4  | 5  | 7  | 6  | 6  | 5  | 3  | 11 | 7  | 7  | 5  | 6  | 6  | 9  | 7  | 5  | 3  | 6  | 5  | 6  | 2  | 5  | 10 | 5  | 7  | 6  | 5  | 6  | 180  |       |
| M95                           | 5       | 6  | 6  | 4  | 6  | 8  | 4  | 3  | 7  | 8  | 7  | 7  | 2  | 4  | 9  | 10 | 5  | 3  | 3  | 8  | 6  | 10 | 7  | 6  | 4  | 5  | 4  | 2  | 7  | 6  | 172  |       |
| M96                           | 10      | 9  | 8  | 7  | 8  | 7  | 11 | 8  | 6  | 12 | 10 | 8  | 6  | 7  | 8  | 11 | 9  | 5  | 5  | 9  | 7  | 9  | 3  | 8  | 7  | 7  | 5  | 9  | 8  | 6  | 233  |       |
| M97                           | 6       | 8  | 3  | 4  | 8  | 6  | 6  | 5  | 7  | 8  | 5  | 5  | 3  | 3  | 6  | 8  | 3  | 4  | 3  | 8  | 3  | 5  | 4  | 3  | 6  | 3  | 7  | 2  | 10 | 4  | 156  |       |
| M980                          | 3       | 3  | 4  |    |    |    |    |    |    |    |    |    |    |    |    |    |    |    |    |    |    |    |    |    |    |    |    |    |    |    | 48   |       |
| Totals                        | 75      | 75 | 66 | 64 | 68 | 65 | 63 | 63 | 62 | 77 | 81 | 75 | 52 | 62 | 70 | 78 | 68 | 60 | 50 | 77 | 66 | 77 | 53 | 53 | 72 | 51 | 67 | 58 | 70 | 60 | 1978 |       |

\* All units assigned to a response that went enroute



Division 11 Harris County Emerg Corps

# 911 STATISTICS REPORT FOR PERIOD 11-01-21 to 11-30-21

12/14/2021 12:26:09 PM Page 3 of 10

|      |          | AVERAGE RESPONSE TIME BY UNIT |       |       |       |       |       |       |       |       |       |       |       |       |       |       |       |       |       |       |       |       |       |       |       |       |       |       |       |       |       |         |       |
|------|----------|-------------------------------|-------|-------|-------|-------|-------|-------|-------|-------|-------|-------|-------|-------|-------|-------|-------|-------|-------|-------|-------|-------|-------|-------|-------|-------|-------|-------|-------|-------|-------|---------|-------|
|      |          | 1                             | 2     | 3     | 4     | 5     | 6     | 7     | 8     | 9     | 10    | 11    | 12    | 13    | 14    | 15    | 16    | 17    | 18    | 19    | 20    | 21    | 22    | 23    | 24    | 25    | 26    | 27    | 28    | 29    | 30    | Average |       |
| 9912 | 2021/1/1 | 10:59                         |       |       |       |       |       |       |       |       |       |       |       |       |       |       |       |       |       |       |       |       |       |       |       |       |       |       |       |       |       |         | 10:59 |
| CHP1 |          |                               |       |       |       |       |       |       |       |       |       |       |       |       |       |       |       |       |       |       |       |       |       |       |       |       |       |       |       |       |       |         |       |
| M91  |          |                               |       |       |       |       |       |       |       |       |       | 08:21 |       |       |       |       |       |       |       |       |       |       |       |       |       |       |       |       |       |       |       |         | 08:21 |
| M92  |          | 08:44                         | 12:41 | 10:54 | 08:12 | 05:51 | 09:09 | 15:02 | 08:15 | 08:33 | 10:07 | 08:37 | 13:05 | 06:59 | 08:05 | 06:36 | 10:48 | 09:46 | 07:11 | 12:54 | 08:51 | 09:28 | 08:32 | 09:23 | 12:06 | 10:15 | 25:20 | 08:43 | 08:46 | 07:02 | 08:19 | 10:01   |       |
| M920 |          | 07:43                         | 10:23 | 08:21 | 09:45 | 10:13 | 06:22 | 08:17 | 11:00 | 08:50 | 07:59 | 09:40 | 08:34 | 07:44 | 10:26 | 08:52 | 06:27 | 10:26 | 07:15 | 07:58 | 08:43 | 09:58 | 06:53 | 06:09 | 07:02 | 06:13 | 06:24 | 08:05 | 09:49 | 10:56 | 09:33 | 08:37   |       |
| M93  |          | 12:53                         | 10:24 | 07:27 | 10:08 | 11:42 | 05:26 | 08:15 | 11:37 | 07:39 | 11:45 | 09:46 | 08:13 | 10:52 | 07:32 | 11:01 | 12:18 | 09:38 | 07:32 | 08:23 | 08:29 | 07:30 | 06:59 | 08:37 | 09:09 | 10:41 | 10:08 | 07:30 | 10:58 | 11:25 | 08:42 | 09:15   |       |
| M930 |          | 08:43                         | 12:12 | 06:28 | 09:00 | 07:11 | 13:07 | 09:54 | 09:07 | 06:37 | 10:55 | 09:22 | 06:32 | 08:08 | 11:21 | 06:20 | 10:45 | 07:35 | 08:09 | 08:57 | 07:31 | 09:56 | 10:05 | 07:23 | 09:06 | 08:41 | 04:52 | 09:00 | 11:49 | 13:46 | 06:14 | 08:58   |       |
| M931 |          |                               |       |       |       |       |       |       |       |       |       |       |       |       |       |       |       |       | 13:09 |       |       |       |       |       |       |       |       |       |       |       |       |         | 10:13 |
| M94  |          |                               |       |       |       | 09:10 | 08:02 |       |       |       |       |       |       |       |       |       |       |       |       |       |       |       |       |       |       |       |       |       |       |       |       |         | 09:00 |
| M940 |          | 06:46                         | 07:38 | 09:10 | 08:09 | 17:46 | 09:26 | 07:24 | 06:26 | 06:14 | 08:37 | 07:29 | 08:57 | 07:48 | 08:09 | 08:53 | 07:05 | 07:17 | 12:42 | 07:29 | 09:55 | 13:35 | 08:01 | 07:04 | 08:54 | 06:53 | 07:36 | 08:43 | 05:38 | 08:11 | 09:09 | 08:31   |       |
| M95  |          | 06:35                         | 07:18 | 09:33 | 06:57 | 09:14 | 09:43 | 07:01 | 08:08 | 07:22 | 07:36 | 09:09 | 08:29 | 06:47 | 06:29 | 07:23 | 07:40 | 07:23 | 08:50 | 06:32 | 07:24 | 06:33 | 06:25 | 06:31 | 06:20 | 07:58 | 06:24 | 06:24 | 05:11 | 07:23 | 11:22 | 07:34   |       |
| M96  |          | 07:11                         | 08:59 | 09:32 | 09:38 | 08:35 | 10:54 | 10:20 | 10:13 | 09:26 | 08:19 | 11:41 | 11:21 | 07:17 | 12:04 | 08:35 | 07:38 | 10:27 | 15:38 | 10:05 | 09:28 | 09:29 | 11:48 | 09:51 | 11:50 | 10:07 | 07:33 | 07:58 | 08:16 | 09:57 | 12:43 | 09:53   |       |
| M97  |          | 08:05                         | 08:58 | 08:59 | 12:09 | 09:46 | 44:11 | 07:09 | 09:00 | 06:59 | 08:17 | 08:09 | 08:29 | 09:37 | 08:01 | 06:42 | 07:49 | 08:19 | 07:15 | 06:33 | 08:59 | 07:45 | 09:20 | 13:20 | 10:01 | 09:00 | 07:03 | 06:32 | 07:46 | 08:07 | 08:13 | 09:31   |       |
| M980 |          | 10:09                         | 10:01 | 15:01 | 08:18 | 07:57 | 10:18 | 06:29 | 09:13 | 09:35 | 08:24 | 12:16 | 08:53 | 07:57 | 10:19 | 09:00 | 07:45 | 09:31 | 06:12 | 10:35 | 07:27 | 11:45 | 07:54 | 08:12 | 07:45 | 09:33 | 14:13 | 09:07 | 16:28 | 10:00 | 11:03 | 09:21   |       |
|      |          | 13:37                         | 10:29 | 18:04 |       |       |       |       |       |       |       | 08:49 | 13:31 | 09:25 |       |       | 00:01 | 12:57 | 07:25 |       |       |       | 10:01 | 10:56 |       |       |       |       |       |       |       | 10:34   |       |

\* All units assigned to a response that went enroute in district, NO mutual aid responses

|          |      | RESPONSE TIMES BY UNIT - IN DISTRICT |                     |                    |                     |                        |                      |                      |                       |  |  |
|----------|------|--------------------------------------|---------------------|--------------------|---------------------|------------------------|----------------------|----------------------|-----------------------|--|--|
| Period   | UNIT | ASSIGNED TO ENROUTE                  | ASSIGNED TO ONSCENE | ENROUTE TO ONSCENE | HOSPITAL TO ONSCENE | HOSPITAL TO IN-SERVICE | AVERAGE ONSCENE TIME | AVERAGE ONSCENE TIME | AVERAGE INCIDENT TIME |  |  |
| 2021/1/1 | M91  | 00:00:52                             | 00:09:59            | 00:09:06           |                     | 00:36:30               | 00:18:11             |                      | 01:02:08              |  |  |
| 2021/1/1 | M92  | 00:00:50                             | 00:08:45            | 00:07:55           |                     | 00:34:21               | 00:19:14             |                      | 01:01:53              |  |  |
| 2021/1/1 | M920 | 00:00:56                             | 00:09:24            | 00:08:27           |                     | 00:35:14               | 00:17:11             |                      | 01:00:34              |  |  |
| 2021/1/1 | M93  | 00:00:56                             | 00:08:55            | 00:07:57           |                     | 00:30:30               | 00:18:40             |                      | 00:56:49              |  |  |
| 2021/1/1 | M930 | 00:00:38                             | 00:10:13            | 00:09:34           |                     | 00:27:38               | 00:16:39             |                      | 00:50:14              |  |  |
| 2021/1/1 | M931 | 00:00:22                             | 00:09:00            | 00:08:30           |                     | 00:01:47               | 00:15:28             |                      | 00:35:11              |  |  |
| 2021/1/1 | M94  | 00:00:50                             | 00:08:30            | 00:07:39           |                     | 00:22:59               | 00:17:12             |                      | 00:50:10              |  |  |
| 2021/1/1 | M940 | 00:00:51                             | 00:07:34            | 00:06:42           |                     | 00:24:30               | 00:16:50             |                      | 00:49:34              |  |  |
| 2021/1/1 | M95  | 00:01:05                             | 00:09:51            | 00:08:45           |                     | 00:33:05               | 00:18:19             |                      | 00:51:48              |  |  |
| 2021/1/1 | M96  | 00:01:02                             | 00:09:36            | 00:08:33           |                     | 00:33:18               | 00:17:26             |                      | 01:00:54              |  |  |
| 2021/1/1 | M97  | 00:01:12                             | 00:09:28            | 00:08:17           |                     | 00:23:23               | 00:14:03             |                      | 00:45:51              |  |  |
| 2021/1/1 | M980 | 00:00:48                             | 00:10:34            | 00:09:44           |                     | 00:35:54               | 00:16:46             |                      | 00:59:39              |  |  |



Division 11 Harris County Emerg Corps

# 911 STATISTICS REPORT FOR PERIOD 11-01-21 to 11-30-21

12/14/2021 12:26:09 PM Page 4 of 10

| RESPONSE TIMES BY UNIT - OUT OF DISTRICT |      |                     |                     |                    |                        |                      |                       |  |  |
|------------------------------------------|------|---------------------|---------------------|--------------------|------------------------|----------------------|-----------------------|--|--|
| Period                                   | UNIT | ASSIGNED TO ENROUTE | ASSIGNED TO ONSCENE | ENROUTE TO ONSCENE | HOSPITAL TO IN-SERVICE | AVERAGE ONSCENE TIME | AVERAGE INCIDENT TIME |  |  |
| 2021/11                                  | M91  | 00:00:42            | 00:05:14            | 00:04:26           | 00:48:29               | 00:21:38             | 01:09:36              |  |  |
| 2021/11                                  | M92  | 00:00:15            | 00:09:33            | 00:09:14           | 00:30:06               | 00:17:20             | 00:32:58              |  |  |
| 2021/11                                  | M920 | 00:01:18            | 00:10:04            | 00:08:41           | 00:26:15               | 00:11:40             | 00:22:53              |  |  |
| 2021/11                                  | M93  | 00:00:38            | 00:06:28            | 00:05:54           | 00:46:16               | 00:21:14             | 00:52:04              |  |  |
| 2021/11                                  | M94  | 00:01:31            | 00:06:26            | 00:04:55           | 00:40:20               | 00:07:16             | 00:18:19              |  |  |
| 2021/11                                  | M940 | 00:01:05            | 00:08:23            | 00:07:20           | 00:56:46               | 00:14:03             | 00:20:42              |  |  |
| 2021/11                                  | M95  | 00:00:51            | 00:11:09            | 00:10:21           | 00:37:09               | 00:13:12             | 00:43:35              |  |  |
| 2021/11                                  | M96  | 00:01:01            | 00:12:05            | 00:11:07           | 23:46:25               | 00:50:43             | 01:02:53              |  |  |
| 2021/11                                  | M97  | 00:01:22            | 00:09:35            | 00:08:17           | 00:46:01               | 00:10:50             | 00:56:25              |  |  |
| 2021/11                                  | M980 | 00:00:16            | 00:03:10            | 00:02:53           | 00:22:36               | 00:25:43             | 01:14:25              |  |  |

| DAILY REFUSAL TOTALS BY UNIT |    |    |    |    |    |    |    |    |    |    |    |    |    |    |    |    |    |    |    |    |    |    |    |    |    |    |    |    |    |    |    |       |
|------------------------------|----|----|----|----|----|----|----|----|----|----|----|----|----|----|----|----|----|----|----|----|----|----|----|----|----|----|----|----|----|----|----|-------|
|                              |    | 01 | 02 | 03 | 04 | 05 | 06 | 07 | 08 | 09 | 10 | 11 | 12 | 13 | 14 | 15 | 16 | 17 | 18 | 19 | 20 | 21 | 22 | 23 | 24 | 25 | 26 | 27 | 28 | 29 | 30 | Total |
| M91                          | 3  | 1  | 3  | 2  | 5  | 4  | 2  | 1  | 2  | 2  | 1  | 2  | 1  | 1  | 1  | 3  | 2  | 1  | 1  | 2  | 2  | 1  | 1  | 2  | 2  | 2  | 3  | 1  | 4  | 1  | 52 |       |
| M92                          | 1  | 1  | 2  | 2  | 2  | 1  | 1  | 1  | 2  | 2  | 2  | 2  | 1  | 2  | 2  | 1  | 3  | 1  | 3  | 4  | 1  | 4  | 1  | 1  | 3  | 1  | 1  | 3  | 4  | 41 |    |       |
| M920                         | 3  | 3  | 3  | 3  | 3  | 1  | 1  | 1  | 1  | 1  | 1  | 2  | 2  | 1  | 2  | 2  | 4  | 1  | 1  | 1  | 2  | 2  | 2  | 3  | 3  | 1  | 2  | 1  | 2  | 33 |    |       |
| M93                          | 2  | 2  | 2  | 4  | 4  | 1  | 5  | 1  | 3  | 3  | 2  | 5  | 4  | 4  | 4  | 1  | 4  | 2  | 4  | 2  | 1  | 5  | 1  | 4  | 3  | 1  | 1  | 2  | 1  | 58 |    |       |
| M930                         |    |    |    |    |    |    |    |    |    |    |    |    |    |    |    |    |    |    | 2  |    |    |    |    |    |    |    |    |    |    | 2  |    |       |
| M931                         |    |    |    |    |    |    |    |    |    |    |    |    |    |    |    |    |    |    |    |    |    |    |    |    |    |    |    |    |    |    | 2  |       |
| M94                          | 2  | 1  | 1  | 1  | 1  | 1  | 3  | 4  | 2  | 3  | 2  | 3  | 3  | 3  | 1  | 3  | 3  | 1  | 1  | 2  | 2  | 3  | 2  | 3  | 2  | 4  | 1  | 1  | 2  | 45 |    |       |
| M940                         | 3  | 1  | 1  | 2  | 1  | 1  | 1  | 1  | 4  | 1  | 4  | 1  | 2  | 1  | 2  | 2  | 1  | 2  | 1  | 2  | 2  | 1  | 2  | 2  | 3  | 2  | 3  | 1  | 2  | 36 |    |       |
| M95                          | 1  | 2  | 2  | 2  | 1  | 1  | 1  | 1  | 2  | 3  | 4  | 2  | 3  | 5  | 2  | 2  | 2  | 1  | 1  | 4  | 2  | 3  | 2  | 2  | 1  | 2  | 1  | 2  | 3  | 54 |    |       |
| M96                          | 3  | 3  | 1  | 1  | 1  | 5  | 1  | 5  | 1  | 6  | 1  | 1  | 3  | 1  | 2  | 4  | 2  | 4  | 2  | 4  | 1  | 2  | 4  | 4  | 1  | 3  | 5  | 2  | 1  | 58 |    |       |
| M97                          | 1  | 2  | 3  | 4  | 4  | 4  | 1  | 2  | 2  | 1  | 2  | 1  | 2  | 1  | 1  | 2  | 1  | 2  | 1  | 4  | 3  | 1  | 3  | 1  | 1  | 1  | 1  | 1  | 3  | 43 |    |       |
| M980                         | 3  | 3  | 3  | 3  | 3  | 3  | 3  | 3  | 3  | 3  | 3  | 3  | 3  | 3  | 3  | 3  | 3  | 3  | 3  | 3  | 3  | 3  | 3  | 3  | 3  | 3  | 3  | 3  | 3  | 12 |    |       |
| Totals                       | 16 | 10 | 18 | 13 | 18 | 18 | 16 | 9  | 17 | 17 | 17 | 18 | 13 | 11 | 14 | 17 | 17 | 14 | 11 | 8  | 15 | 16 | 21 | 9  | 14 | 20 | 9  | 11 | 19 | 14 | 13 | 436   |



Division 11 Harris County Emerg Corps

# 911 STATISTICS REPORT FOR PERIOD 11-01-21 to 11-30-21

12/14/2021 12:26:09 PM Page 5 of 10

| TRANSPORTS BY UNIT |    |    |    |    |    |    |    |    |    |    |    |    |    |    |    |    |    |    |    |    |    |    |    |    |    |    |    |    |    |    |       |     |
|--------------------|----|----|----|----|----|----|----|----|----|----|----|----|----|----|----|----|----|----|----|----|----|----|----|----|----|----|----|----|----|----|-------|-----|
| 2021/11            | 1  | 2  | 3  | 4  | 5  | 6  | 7  | 8  | 9  | 10 | 11 | 12 | 13 | 14 | 15 | 16 | 17 | 18 | 19 | 20 | 21 | 22 | 23 | 24 | 25 | 26 | 27 | 28 | 29 | 30 | Total |     |
| M91                | 1  | 3  | 2  | 1  | 4  | 1  | 1  | 1  | 1  | 4  | 2  | 1  | 2  | 1  | 1  | 2  | 2  | 3  | 2  | 3  | 1  | 2  | 1  | 2  | 1  | 2  | 1  | 1  | 4  | 1  | 159   |     |
| M92                | 1  | 1  | 2  | 3  | 1  | 1  | 1  | 1  | 1  | 1  | 1  | 3  | 2  | 2  | 1  | 1  | 1  | 1  | 2  | 1  | 2  | 1  | 1  | 1  | 1  | 1  | 4  | 2  | 1  | 2  | 140   |     |
| M920               | 1  | 1  | 1  | 1  | 1  | 2  | 1  | 1  | 1  | 2  | 2  | 1  | 1  | 1  | 2  | 1  | 1  | 3  | 1  | 2  | 1  | 1  | 1  | 1  | 1  | 1  | 2  | 1  | 1  | 1  | 132   |     |
| M93                | 1  | 1  | 1  | 1  | 1  | 2  | 4  | 2  | 3  | 5  | 1  | 2  | 1  | 1  | 3  | 1  | 1  | 1  | 1  | 1  | 2  | 4  | 1  | 1  | 1  | 1  | 2  | 1  | 5  | 1  | 2     | 161 |
| M930               |    |    |    |    |    |    |    |    |    |    |    |    |    |    |    |    |    |    |    |    |    |    |    |    |    |    |    |    |    |    | 6     |     |
| M931               |    |    |    |    |    |    |    |    |    |    |    |    |    |    |    |    |    |    |    |    |    |    |    |    |    |    |    |    |    |    |       | 5   |
| M94                | 1  | 1  | 1  | 2  | 1  | 2  | 4  | 1  | 1  | 1  | 1  | 3  | 2  | 1  | 1  | 1  | 1  | 1  | 2  | 1  | 1  | 1  | 1  | 1  | 1  | 3  | 1  | 3  | 2  | 1  | 137   |     |
| M940               | 3  | 2  | 1  | 1  | 4  | 1  | 1  | 1  | 1  | 2  | 1  | 1  | 2  | 1  | 2  | 3  | 1  | 1  | 1  | 1  | 2  | 5  | 2  | 1  | 1  | 1  | 4  | 1  | 1  | 4  | 131   |     |
| M95                | 1  | 3  | 1  | 2  | 2  | 4  | 1  | 2  | 3  | 2  | 2  | 2  | 1  | 1  | 2  | 2  | 1  | 2  | 2  | 1  | 1  | 4  | 3  | 1  | 3  | 4  | 1  | 3  | 1  | 3  | 100   |     |
| M96                | 1  | 4  | 4  | 1  | 1  | 1  | 1  | 2  | 1  | 1  | 1  | 3  | 2  | 1  | 2  | 4  | 1  | 1  | 1  | 1  | 2  | 1  | 2  | 1  | 1  | 4  | 1  | 1  | 2  | 1  | 157   |     |
| M97                | 1  | 1  | 1  | 1  | 1  | 2  | 3  | 1  | 1  | 4  | 1  | 4  | 1  | 3  | 1  | 1  | 1  | 1  | 2  | 1  | 1  | 2  | 1  | 1  | 1  | 1  | 1  | 1  | 1  | 1  | 97    |     |
| M980               | 1  | 1  | 1  | 1  | 1  | 1  | 1  | 2  | 2  | 2  | 2  | 1  | 1  | 1  | 1  | 1  | 1  | 1  | 1  | 1  | 1  | 1  | 1  | 1  | 1  | 1  | 1  | 1  | 1  | 1  | 35    |     |
| <b>Total</b>       | 40 | 52 | 45 | 46 | 38 | 34 | 44 | 43 | 35 | 50 | 55 | 45 | 38 | 41 | 43 | 51 | 49 | 42 | 31 | 60 | 36 | 42 | 36 | 37 | 44 | 37 | 42 | 30 | 39 | 35 | 1260  |     |

## METHOD OF ALARM

| Alarm                      | 2021/11 | Total |
|----------------------------|---------|-------|
| 911 Network                | 1733    | 1733  |
| Admin                      | 3       | 3     |
| Alarm Company              | 28      | 28    |
| Field Unit On-View         | 4       | 4     |
| Law Enforcement            | 78      | 78    |
| Other (Not Listed)         | 2       | 2     |
| Other Communication Center | 3       | 3     |
| Phone - Emergency          | 63      | 63    |
| Phone - Non-Emergency      | 24      | 24    |
| Radio                      | 11      | 11    |
| <b>Totals</b>              | 1949    | 1949  |

| NATURE SUMMARY BY UNIT |      |      |     |     |      |     |      |      |     |      |     |     |     |      |       |
|------------------------|------|------|-----|-----|------|-----|------|------|-----|------|-----|-----|-----|------|-------|
| Response Description   | M912 | CHP1 | M91 | M92 | M920 | M93 | M930 | M931 | M94 | M940 | M95 | M96 | M97 | M980 | Total |
| ALARMS                 |      |      | 4   | 2   | 3    | 3   |      | 1    |     | 1    | 3   | 3   | 1   | 1    | 22    |
| ALARMS RESIDENTIAL     |      |      |     |     |      |     |      |      |     |      |     |     |     |      | 1     |
| ALLERGIC REACTION      |      |      | 3   |     |      | 1   |      |      | 1   |      | 1   | 2   | 2   |      | 10    |
| ANIMAL BITES/ATTACKS   |      |      | 1   |     | 1    |     |      |      |     |      |     |     |     |      | 2     |
| ARREST                 |      |      | 3   |     |      | 3   |      |      | 1   |      | 1   | 1   |     |      | 9     |
| ASSAULT                |      |      | 6   | 6   | 7    | 14  |      | 9    | 9   | 11   | 13  | 8   | 7   | 4    | 85    |





**Division 11 Harris County Emerg Corps**

**911 STATISTICS REPORT FOR PERIOD 11-01-21 to 11-30-21**

| Response Description      | 9912     | CHP1     | M81        | M82        | M820       | M83        | M830      | M831     | M84        | M840       | M85        | M86        | M87        | M880      | Total       |
|---------------------------|----------|----------|------------|------------|------------|------------|-----------|----------|------------|------------|------------|------------|------------|-----------|-------------|
| O.B.                      |          |          |            |            |            | 4          |           |          | 2          | 2          | 1          | 1          | 2          |           | 12          |
| ODOR INSIDE W/SICK PERSON |          |          |            |            |            |            |           |          |            |            |            |            |            |           | 1           |
| OVERDOSE                  |          |          | 1          | 4          |            | 3          |           |          | 3          | 4          | 2          | 5          | 1          |           | 23          |
| OVERDOSE/POISONING        |          |          | 3          | 3          |            |            |           |          |            | 2          |            | 3          | 1          |           | 12          |
| PAIN                      |          |          | 1          |            |            | 1          |           |          |            |            | 1          |            |            |           | 3           |
| PARTY                     |          |          | 3          | 1          | 2          | 1          | 1         | 1        | 1          | 3          | 1          |            | 3          |           | 16          |
| POSSIBLE D.O.A.           |          |          | 3          | 1          | 1          | 1          |           |          | 1          | 1          | 1          |            | 2          |           | 11          |
| PROBLEM                   |          |          | 1          |            | 3          | 5          |           | 4        | 3          | 3          | 1          | 4          | 2          |           | 23          |
| PROBLEMS                  |          |          |            |            |            |            |           |          |            |            | 1          |            |            |           | 1           |
| PROBLEMS/AICD             |          |          |            |            |            |            |           |          | 1          |            |            |            |            |           | 1           |
| PSYCHIATRIC               |          | 1        | 15         | 6          | 4          | 18         |           |          | 10         | 2          | 8          | 9          | 7          | 3         | 83          |
| RESIDENTIAL FIRE MULTI    |          |          |            |            |            |            |           |          |            |            | 1          |            | 1          |           | 2           |
| RESPIRATORY               |          |          | 22         | 35         | 26         | 24         | 1         | 23       | 23         | 15         | 25         | 15         | 15         | 1         | 210         |
| RESPIRATORY ARREST        |          |          |            | 1          |            |            |           |          |            |            |            |            |            |           | 1           |
| SEIZURES                  |          |          | 9          | 8          | 11         | 3          |           | 3        | 5          | 5          | 9          | 9          | 5          |           | 58          |
| STABBING / SHOOTING       |          |          | 1          | 1          |            | 1          |           | 2        | 2          | 1          | 1          |            |            |           | 9           |
| STROKE/CVA                |          |          |            |            |            |            |           |          | 1          |            |            |            |            |           | 1           |
| UNCONSCIOUS PARTY         |          |          | 14         | 10         | 9          | 15         |           | 17       | 18         | 18         | 21         | 9          | 9          | 2         | 133         |
| UNKNOWN PROBLEM           |          |          | 6          | 4          | 3          | 3          |           | 9        | 2          | 3          | 5          | 2          | 2          | 2         | 39          |
| VEHICLE ACCIDENT          |          |          | 7          | 9          | 6          | 11         | 3         | 6        | 7          | 7          | 5          | 9          | 7          | 9         | 79          |
| WITH ENTRAPMENT           |          |          |            |            |            | 1          |           |          |            |            | 1          | 1          |            | 1         | 4           |
| WITH ROLLOVER             |          |          |            |            | 1          |            |           | 1        |            |            |            |            | 2          |           | 4           |
| <b>Totals</b>             | <b>1</b> | <b>1</b> | <b>251</b> | <b>207</b> | <b>201</b> | <b>253</b> | <b>12</b> | <b>9</b> | <b>218</b> | <b>204</b> | <b>199</b> | <b>244</b> | <b>165</b> | <b>57</b> | <b>2022</b> |





Division 11 Harris County Emerg Corps

# 911 STATISTICS REPORT FOR PERIOD 11-01-21 to 11-30-21

12/14/2021 12:26:09 PM Page 8 of 10

| Transported To                                     | TRANSPORT DESTINATION SUMMARY BY UNIT |            |            |            |          |          |            |            |            |            |           |           |             |          | Total     |             |
|----------------------------------------------------|---------------------------------------|------------|------------|------------|----------|----------|------------|------------|------------|------------|-----------|-----------|-------------|----------|-----------|-------------|
|                                                    | M91                                   | M92        | M93        | M94        | M95      | M96      | M97        | M980       | M931       | M94        | M940      | M95       | M96         | M97      |           | M980        |
| BEN TAUB HOSPITAL                                  | 1                                     |            | 1          |            |          |          |            |            |            |            |           |           |             | 1        |           | 4           |
| HCA ER 2417 WILLOWBROOK                            |                                       |            | 2          |            |          |          |            |            |            |            |           |           |             |          |           | 2           |
| HCA ER FALLCREEK                                   |                                       | 1          |            | 3          | 2        |          |            |            |            |            |           |           |             | 10       | 1         | 16          |
| HCA HOUSTON ER 2417                                |                                       |            |            |            |          |          |            |            |            |            |           |           |             |          |           | 1           |
| HCA HOUSTON ER 2717 CYFAIR                         |                                       |            | 1          |            |          |          |            |            |            |            |           |           |             |          |           | 1           |
| HCA HOUSTON HEALTHCARE NORTHWEST                   | 5                                     | 1          | 2          | 1          |          |          |            |            | 3          | 1          |           |           |             |          |           | 17          |
| HCA HOUSTON NORTH CYPRESS                          |                                       |            | 1          |            |          |          |            |            |            |            |           |           |             |          |           | 1           |
| HCA KINGWOOD MEDICAL CENTER                        | 2                                     | 2          |            |            |          |          |            |            |            |            |           |           |             | 1        |           | 5           |
| HOUSTON METHODIST THE WOODLANDS                    | 1                                     |            |            |            |          |          |            |            |            |            |           |           |             |          |           | 1           |
| HOUSTON NW                                         | 48                                    | 16         | 15         | 5          | 5        | 64       | 19         |            |            |            |           |           |             | 1        | 7         | 197         |
| KINDRED-TOWN AND COUNTRY                           |                                       |            | 1          |            |          |          |            |            |            |            |           |           |             |          |           | 1           |
| KINGWOOD EMERGENCY CENTER                          | 2                                     | 2          |            | 5          | 4        |          | 1          |            |            |            |           |           |             | 4        | 2         | 20          |
| KINGWOOD MEDICAL CENTER                            | 3                                     | 25         | 11         | 25         | 20       | 1        | 1          | 10         | 2          |            |           |           |             |          | 2         | 98          |
| KINGWOOD PINES HOSPITAL                            |                                       |            |            |            |          |          |            |            |            |            |           |           |             | 1        |           | 1           |
| LYNDON B JOHNSON GENERAL HOSPITAL                  | 9                                     | 13         | 24         | 12         | 10       |          | 5          | 4          | 5          |            |           |           |             | 4        | 5         | 85          |
| MD ANDERSON CANCER CENTER                          | 1                                     |            | 1          | 1          |          |          |            |            |            |            |           |           |             | 1        |           | 4           |
| MEMORIAL HERMANN 24-HR EMERGENCY CARE              |                                       |            |            |            |          |          |            |            |            |            |           |           |             | 1        |           | 1           |
| MEMORIAL HERMANN GREATER HEIGHTS                   | 3                                     |            | 1          | 1          | 1        | 3        |            |            |            |            |           |           |             | 1        | 1         | 10          |
| MEMORIAL HERMANN HOSPITAL                          | 2                                     | 2          | 1          | 2          | 1        | 1        | 1          | 2          |            |            |           |           |             | 2        |           | 12          |
| MEMORIAL HERMANN NORTHEAST                         | 6                                     | 54         | 48         | 75         | 75       | 10       |            | 50         | 5          |            |           |           |             |          | 5         | 323         |
| MEMORIAL HERMANN SUMMER CREEK EMERGENCY DEPARTMENT |                                       |            | 1          | 2          | 2        |          |            | 7          |            |            |           |           |             |          |           | 10          |
| MEMORIAL HERMANN WOODLANDS                         | 12                                    | 3          | 1          | 4          | 2        | 2        |            |            |            |            |           |           |             |          |           | 26          |
| METHODIST HOSPITAL                                 | 1                                     | 1          | 1          | 1          |          |          |            |            |            |            |           |           |             |          |           | 4           |
| METHODIST WILLOWBROOK                              | 32                                    | 10         | 10         | 77         | 3        | 4        | 2          | 3          | 72         | 5          |           |           |             |          | 5         | 222         |
| METHODIST WOODLANDS HOSPITAL                       | 3                                     |            | 1          |            |          |          |            |            |            |            |           |           |             | 1        |           | 8           |
| ST JOSEPH'S HOSPITAL                               | 2                                     | 1          | 1          | 1          | 1        |          |            |            |            |            |           |           |             |          |           | 6           |
| ST LUKE'S MEDICAL CENTER                           | 1                                     | 1          | 1          | 1          | 2        | 1        |            | 3          |            |            |           |           |             |          |           | 9           |
| ST LUKE'S VINTAGE                                  | 21                                    | 3          | 6          | 40         | 1        | 3        | 39         | 4          |            |            |           |           |             |          | 4         | 120         |
| ST LUKE'S WOODLANDS                                | 4                                     | 1          |            | 2          | 2        |          |            |            |            |            |           |           |             |          |           | 7           |
| TEXAS CHILDRENS HOSPITAL                           |                                       | 2          |            | 1          | 1        | 4        |            |            |            |            |           |           |             |          |           | 11          |
| TEXAS CHILDRENS HUMBLE FALL CREEK                  | 1                                     |            | 1          | 1          | 1        |          |            |            |            |            |           |           |             |          |           | 4           |
| TEXAS CHILDRENS THE WOODLANDS CAMPUS               | 3                                     | 3          | 1          | 7          | 5        | 6        | 2          |            |            |            |           |           |             | 2        |           | 27          |
| TOMBALL REGIONAL HOSPITAL                          | 1                                     |            |            |            |          | 1        |            |            |            |            |           |           |             |          |           | 3           |
| UNITED MEMORIAL MEDICAL CENTER                     | 2                                     |            |            |            |          |          |            |            |            |            |           |           |             |          |           | 2           |
| VETERANS AFFAIRS MEDICAL CENTER                    |                                       |            |            |            |          |          |            |            |            |            |           |           |             | 1        |           | 1           |
| <b>Totals</b>                                      | <b>159</b>                            | <b>140</b> | <b>132</b> | <b>161</b> | <b>6</b> | <b>5</b> | <b>137</b> | <b>131</b> | <b>100</b> | <b>157</b> | <b>97</b> | <b>35</b> | <b>1260</b> | <b>1</b> | <b>35</b> | <b>1260</b> |



**Division 11 Harris County Emerg Corps**

**911 STATISTICS REPORT FOR PERIOD 11-01-21 to 11-30-21**

12/14/2021 12:26:09 PM Page 9 of 10

| Disposition             | DISPOSITION SUMMARY BY UNIT |            |            |            |           |           |            |            |            |            |            |           |             | Total |
|-------------------------|-----------------------------|------------|------------|------------|-----------|-----------|------------|------------|------------|------------|------------|-----------|-------------|-------|
|                         | M91                         | M92        | M920       | M93        | M930      | M931      | M94        | M940       | M95        | M96        | M97        | M980      | Total       |       |
| Accidental Activation   | 3                           | 1          | 1          | 1          | 1         | 1         | 2          | 2          | 1          | 1          | 1          | 1         | 10          |       |
| Alternative Disposition |                             |            |            |            |           |           |            |            |            |            |            |           | 1           |       |
| Call Cancelled          | 1                           | 1          | 4          | 1          |           |           | 2          | 3          | 6          | 2          | 2          | 3         | 25          |       |
| Call Complete           | 149                         | 138        | 125        | 149        | 6         | 4         | 133        | 125        | 95         | 150        | 95         | 28        | 1197        |       |
| Call Out of Territory   |                             |            |            |            |           | 1         | 1          |            | 1          |            |            |           | 2           |       |
| Call Reassigned         | 6                           | 3          | 4          | 6          |           | 1         | 7          | 5          | 6          | 3          | 2          | 2         | 43          |       |
| Call Referred           | 6                           | 4          | 4          | 11         |           | 4         | 4          | 6          | 2          | 3          | 3          | 2         | 45          |       |
| Call Unfounded          |                             |            | 2          | 1          |           | 2         | 1          |            | 2          |            |            |           | 8           |       |
| Clear Hospital          | 2                           |            | 1          | 3          |           |           |            |            |            | 2          |            |           | 8           |       |
| Death on Scene          | 4                           | 1          | 2          | 2          |           | 1         | 1          | 1          | 3          | 1          | 3          |           | 18          |       |
| Disregard               | 6                           | 8          | 6          | 7          | 1         | 11        | 4          | 6          | 5          | 4          | 4          | 2         | 60          |       |
| Disregard by Alarm Co   | 2                           |            |            | 1          |           |           |            |            |            | 1          |            |           | 4           |       |
| Fire - False Alarm      |                             |            |            |            |           |           |            |            |            | 1          |            |           | 1           |       |
| Mechanical Failure      |                             |            |            |            |           |           |            |            |            |            | 1          |           | 1           |       |
| No Medical              | 4                           |            | 5          | 3          |           | 1         | 5          | 3          | 5          | 3          | 3          |           | 29          |       |
| No Patient Contact      | 2                           | 1          | 1          | 2          | 1         |           | 2          | 3          | 3          | 1          | 1          |           | 13          |       |
| Patient Gone on Arrival | 1                           | 2          | 1          |            |           | 1         | 1          |            | 1          |            | 1          |           | 8           |       |
| Public Assist Only      |                             |            |            |            | 1         | 1         |            |            |            |            |            |           | 2           |       |
| Refusal AMA             | 49                          | 39         | 29         | 56         | 2         | 2         | 43         | 36         | 51         | 52         | 33         | 11        | 403         |       |
| Refusal Parental        | 3                           | 1          | 4          | 2          |           | 1         | 1          |            | 3          | 6          | 7          |           | 27          |       |
| Unknown                 | 11                          | 5          | 9          | 6          | 1         | 2         | 7          | 12         | 12         | 11         | 8          | 4         | 88          |       |
| <b>Totals</b>           | <b>246</b>                  | <b>206</b> | <b>198</b> | <b>251</b> | <b>12</b> | <b>10</b> | <b>216</b> | <b>201</b> | <b>192</b> | <b>246</b> | <b>163</b> | <b>52</b> | <b>1993</b> |       |

| Disposition             | NO TRANSPORT DISPOSITION SUMMARY BY UNIT |           |           |           |          |          |           |           |           |           |           |           |            | Total |
|-------------------------|------------------------------------------|-----------|-----------|-----------|----------|----------|-----------|-----------|-----------|-----------|-----------|-----------|------------|-------|
|                         | M91                                      | M92       | M920      | M93       | M930     | M931     | M94       | M940      | M95       | M96       | M97       | M980      | Total      |       |
| Accidental Activation   | 3                                        | 1         | 1         | 1         |          |          | 2         | 2         | 1         | 1         | 1         | 1         | 10         |       |
| Alternative Disposition |                                          |           |           |           |          |          |           |           |           |           |           |           | 1          |       |
| Call Cancelled          | 1                                        | 1         | 3         | 1         |          |          | 2         | 3         | 5         | 1         | 2         |           | 19         |       |
| Call Complete           | 3                                        |           |           | 1         |          |          | 2         | 1         | 1         | 1         | 1         |           | 10         |       |
| Call Out of Territory   |                                          |           |           |           |          |          | 1         |           | 1         |           |           |           | 2          |       |
| Call Referred           | 5                                        | 4         | 3         | 11        |          | 4        | 4         | 6         | 1         | 3         | 3         | 2         | 42         |       |
| Call Unfounded          |                                          |           | 2         |           |          | 1        | 1         |           | 2         |           |           |           | 6          |       |
| Death on Scene          | 4                                        | 1         | 2         | 2         |          | 1        | 1         | 1         | 2         | 1         | 3         |           | 17         |       |
| Disregard               | 6                                        | 8         | 6         | 6         | 1        | 8        | 4         | 4         | 5         | 3         | 4         | 2         | 53         |       |
| Disregard by Alarm Co   | 2                                        |           |           | 1         |          |          |           |           |           | 1         |           |           | 4          |       |
| Fire - False Alarm      |                                          |           |           |           |          |          |           |           |           | 1         |           |           | 1          |       |
| No Medical              | 4                                        |           | 3         | 3         |          |          | 4         | 3         | 3         | 5         | 3         |           | 25         |       |
| No Patient Contact      | 1                                        | 1         | 1         | 2         | 1        |          | 2         | 2         | 2         | 1         | 1         |           | 11         |       |
| Patient Gone on Arrival | 1                                        | 2         | 1         |           |          | 1        | 1         |           | 1         |           | 1         |           | 8          |       |
| Public Assist Only      |                                          |           |           |           | 1        | 1        |           |           |           |           |           |           | 2          |       |
| Refusal AMA             | 47                                       | 35        | 26        | 52        | 2        | 2        | 40        | 33        | 50        | 50        | 32        | 10        | 379        |       |
| Refusal Parental        | 2                                        | 1         | 4         | 2         |          |          |           |           | 3         | 6         | 7         |           | 25         |       |
| Test Call               |                                          |           |           |           |          |          |           |           |           |           |           |           | 3          |       |
| Unknown                 | 6                                        | 3         | 6         | 5         | 1        | 1        | 6         | 6         | 10        | 6         | 5         | 2         | 57         |       |
| <b>Totals</b>           | <b>82</b>                                | <b>59</b> | <b>58</b> | <b>87</b> | <b>6</b> | <b>4</b> | <b>68</b> | <b>62</b> | <b>84</b> | <b>82</b> | <b>62</b> | <b>21</b> | <b>675</b> |       |



Division 11

Harris County Emerg Corps

# 911 STATISTICS REPORT FOR PERIOD 11-01-21 to 11-30-21

12/14/2021 12:26:09 PM Page 10 of 10

## MUTUAL AID PROVIDED BY YOUR DISTRICT

| Incident ID | Date       | Time     | Unit | Problem                       | Provided To          | Map       | Call Disposition |
|-------------|------------|----------|------|-------------------------------|----------------------|-----------|------------------|
| 21-11-56660 | 11/01/2021 | 11:50:41 | M97  | 17B01G INJ. PARTY FROM A FALL | Atascocita FD        | 337U      | CALL COMPLETE    |
| 21-11-56322 | 11/05/2021 | 09:39:47 | M97  | 17A02 INJ. PARTY FROM A FALL  | Atascocita FD        | 337W      | REFUSAL AMA      |
| 21-11-56382 | 11/05/2021 | 15:49:58 | M97  | 11A01M CHOKING                | HC-Agency Unknown    | NOT FOUND | REFUSAL AMA      |
| 21-11-56563 | 11/06/2021 | 17:29:40 | M97  | MVA WITH ROLLOVER             | Atascocita FD        | 338S      | CALL COMPLETE    |
| 21-11-56868 | 11/08/2021 | 10:27:49 | M97  | 11A01U CHOKING                | Atascocita FD        | 377J      | REFUSAL AMA      |
| 21-11-57050 | 11/09/2021 | 15:08:11 | M97  | 28C03K CVA SPEECH PROBLEM     | Atascocita FD        | 377J      | CALL COMPLETE    |
| 21-11-57296 | 11/10/2021 | 19:19:01 | M97  | 12D02E SEIZURES               | Atascocita FD        | 376L      | CALL COMPLETE    |
| 21-11-57492 | 11/11/2021 | 17:58:30 | M93  | 19C02 CARDIAC                 | CC-Cypress Creek EMS | 330X      | DISREGARD        |
| 21-11-58106 | 11/15/2021 | 14:43:33 | M940 | RESPIRATORY                   | HC-Agency Unknown    | 375C      | CALL COMPLETE    |
| 21-11-58372 | 11/16/2021 | 22:34:39 | M97  | 26A07 MEDICAL CALL            | Atascocita FD        | 337T      | NO MEDICAL       |
| 21-11-58996 | 11/20/2021 | 17:57:49 | M97  | MOTOR VEHICLE ACCIDENT        | Atascocita FD        | 337Y      | CALL COMPLETE    |
| 21-11-59015 | 11/20/2021 | 19:36:23 | M97  | FALLS                         | Atascocita FD        | 377J      | REFUSAL AMA      |
| 21-11-59152 | 11/21/2021 | 13:12:30 | M97  | 29B03V MOTOR VEHICLE ACCIDENT | Atascocita FD        | 376A      | CALL COMPLETE    |
| 21-11-59343 | 11/22/2021 | 14:32:33 | M93  | 31D2 UNCONSCIOUS PARTY        | CC-Cypress Creek EMS | 370X      | CALL COMPLETE    |
| 21-11-59544 | 11/23/2021 | 18:59:33 | M96  | FULL ARREST                   | CC-Cypress Creek EMS | 369M      | CALL COMPLETE    |
| 21-11-59727 | 11/24/2021 | 23:09:42 | M940 | MOTOR VEHICLE ACCIDENT        | HC-Agency Unknown    | 375B      | CALL COMPLETE    |
| 21-11-59942 | 11/26/2021 | 08:09:46 | M94  | STRUCTURE FIRE                | HC-Agency Unknown    | 376L      | CALL CANCELLED   |
| 21-11-60424 | 11/29/2021 | 12:08:46 | M97  | 29A01U MOTOR VEHICLE ACCIDENT | Atascocita FD        | 336S      | DISREGARD        |

Total Mutual Aid Responses Provided By Your District: 18

## MUTUAL AID PROVIDED TO YOUR DISTRICT

\*\* None Received \*\*