



**Harris County Emergency Services District 1**  
2800 Aldine Bender Road  
Houston, Texas 77032

**REGULAR BOARD MEETING  
October 26, 2021  
ROLL CALL OF COMMISSIONERS**

**APPROVED**

Document approved by Harris County ESD-1  
Board of Commissioners  
By a Majority Vote

on 10/26/21 (Date)

*[Signature]*  
President of ESD-1

*[Signature]*  
Secretary of ESD-1

- CATHY SUNDAY, PRESIDENT**
- SHIRLEY REED, VICE PRESIDENT**  
*via phone*
- FRED SCIBUOLA, TREASURER**
- VIRGINIA BAZAN, SECRETARY**
- PETE SERNA, ASSISTANT TREASURER**
- CARYN PAPANTONAKIS, LEGAL COUNSEL TO BOARD**
- MELISSA MORTON, CPA TO THE BOARD**  
*via phone*



- JEREMY HYDE, HCEC PRESIDENT**
- HEATH WHITE, HCEC VP OF OPERATIONS**
- KEIR VERNON, HCEC VP OF ADMINISTRATION**  
*via phone*
- MARK SMITH, HCEC GENERAL COUNSEL**  
*via phone*

Office: (281) 449-3131  
Fax: (281) 227-3335  
Email: [info@hcesd-1.org](mailto:info@hcesd-1.org)







HARRIS COUNTY EMERGENCY SERVICES DISTRICT #1

BOARD OF COMMISSIONERS  
REGULAR MEETING

Meeting Date: Tuesday October 26, 2021 Location: 2800 Aldine Bender Road  
Meeting Time: 9:00 a.m. Houston, Texas 77032  
Posting Date: Thursday, October 21, 2021

AGENDA

1. Call to order
2. Moment of Silence and Pledge of Allegiance
3. Roll Call of Commissioners
4. Adoption of agenda
5. Open Forum\*
6. Open Comments from the Board of Commissioners
7. Review and possibly approve all Meeting Minutes
8. Report from Building Committee
9. Possible action on Building Committee report
10. Discuss and possibly approve the Morton Accounting Services' monthly report and authorize payment of bills
11. Possible action on The Morton Accounting Services' monthly report
12. Discuss and possibly approve construction loan for future stations 93 and 96
13. Harris County Emergency Corps Report (JH)
14. Possible action on Harris County Emergency Corps Report
15. Adjourn to closed session
  - a. Meeting closed for the purposes to deliberate the appointment, employment, evaluation, reassignment, duties, discipline, or dismissal of a public employee, up to and including Commissioners, Executive Director, Director(s) and potential appointees to the Board of Commissioners - Tex. Gov't Code § 551.074(a) (1).
  - b. Confer with attorney re: pending or threatened litigation - Tex. Gov't Code § 551.071(1) (A).
  - c. Receive advice from attorney regarding legal issues - Tex. Gov't Code § 551.071(2).
  - d. Discussion regarding the purchase, exchange, lease, or value of real property - Tex. Gov't Code § 551.072.
16. Possible action on closed session
17. Announce next Board meeting
18. Adjourn

**APPROVED**  
 Document approved by Harris County ESD-1  
 Board of Commissioners  
 By a Majority Vote  
 on 10/26/21 (Date)  
 President of ESD-1  
 Secretary of ESD-1

HARRIS COUNTY EMERGENCY SERVICES  
DISTRICT #1

  
Caryn Papantonakis  
Attorney for the District





SEAL

\*Persons wishing to speak before the board may speak one time only and will be limited to 5 minutes per speaker



**HARRIS COUNTY EMERGENCY SERVICES DISTRICT #1  
BOARD OF COMMISSIONERS  
SPECIAL MEETING  
MINUTES – September 28, 2021**

1. **Call to Order:** Fred Scibuola called the meeting to order at 9:08 am.
2. **Moment of Silence and Pledge of Allegiance:** Fred Scibuola called for a moment of silence excluding the Pledge of Allegiance due to some participants attending via conference call.
3. **Roll Call of Commissioners:** Present at call to order were HCESD-1 Commissioners: President Cathy Sunday, Vice President Shirley Reed, Treasurer Fred Scibuola, Asst. Treasurer Pete Serna, and Melissa Morton of Morton Accounting Services along with Legal Counsel Caryn Papantonakis. Also present were Harris County Emergency Corps (HCEC) personnel: President Jeremy Hyde, Vice President of Administration Keir Vernon, and Executive Administrative Asst. Michelle Sterling along with Legal Counsel Mark Smith. Secretary Virginia Bazan were not present.
4. **Adoption of Agenda:** Fred Scibuola made a motion to adopt the agenda as presented. Motion carried.
5. **Open Forum:** None.
6. **Public hearing on proposed tax increase:** The proposed tax rate is \$0.094314. There were no public comments.
7. **Adjourn to closed session:** None.
8. **Possible action on closed session:** None.
9. **Adjourn:** Fred Scibuola made a motion to adjourn. Motion carried. Meeting adjourned at 9:18 am.

**APPROVED**  
Document approved by Harris County ESD-1  
Board of Commissioners  
By a Majority Vote  
on 10/26/21 (Date)  
   
President of ESD-1 Secretary of ESD-1



**HARRIS COUNTY EMERGENCY SERVICES DISTRICT #1  
 BOARD OF COMMISSIONERS**

**REGULAR MEETING  
 MINUTES – September 28, 2021**

**APPROVED**

Document approved by Harris County ESD-1  
 Board of Commissioners  
 By a Majority Vote

on 10/26/21 (Date)

*[Signature]*  
 President of ESD-1

*[Signature]*  
 Secretary of ESD-1

1. **Call to Order:** Shirley Reed called the meeting to order at 9:18 am.
2. **Moment of Silence and Pledge of Allegiance:** Shirley Reed called for a moment of silence at 9:18 am followed by the Pledge of Allegiance at 9:19 am.
3. **Roll Call of Commissioners:** Present at call to order were HCESD-1 Commissioners, President Cathy Sunday, Vice President Shirley Reed, Treasurer Fred Scibuola, Asst. Treasurer Pete Serna, and Melissa Morton with Morton Accounting Services along with Legal Counsel Caryn Papantonakis. Also present were Harris County Emergency Corps (HCEC) personnel: President Jeremy Hyde, Vice President of Administration Keir Vernon, and Executive Administrative Asst. Michelle Sterling along with Legal Counsel Mark Smith. Secretary Virginia Bazan was not present.
4. **Adoption of Agenda:** Fred Scibuola made a motion to adopt the agenda as presented. Pete Serna seconded. Motion carried.
5. **Open Forum:** None.
6. **Open Comments from the Board of Commissioners:** None.
7. **Review and possibly approve all Meeting Minutes:** Motion to approve all meeting minutes as presented was made by Fred Scibuola. Motion carried.
8. **Report from Building Committee:** None.
9. **Possible action on Building Committee report:** None
10. **Approve The Morton Accounting Services' monthly report and authorize payment of bills:** Melissa Morton gave the report as follows: At the beginning of August, the Harris County Emergency Services District No 1 (HCESD No 1) beginning Operating Fund Balance was \$12,753,530. During the month, HCESD No 1 received \$212,792 in revenue – the majority of which came from the county tax receipts. HCESD No 1 processed \$1,678,904 in disbursements during the month. 97% of this balance are payments to HCEC for monthly services (\$1,632,375). The ending balance as of August 31, 2021 is \$11,287,418. During August, the opening balance for the Texas Class investment account was \$3,569. We received \$-0- in interest. The current interest rate is 0.0156%. The ending balance for August was \$3,569. See page 3 for "Investment" Report. The invoices pending board approval total \$1,778,351. Expedition 2021 vehicle and Houston chronicle invoice and 3 year bond – those are bills out of the norm. Motion to approve report and authorize payment of bills was made by Pete Serna. Fred Scibuola seconded. Motion carried.

11. **Possible action on The Morton Accounting Services' monthly report:** None.
12. **Discuss and possibly approve 2022 budget:** Melissa Morton gave the budget report to the committee for review. A few areas to note: Under the other income line, interest was dropped to \$35,000 because of lower interest rates. Facilities and Equipment line is budgeted at \$25,000 this year and was previously \$34,000. Capital purchases was reduced to \$175,000 with last year's total being \$780,000 based on vehicles and building furnishings. Commissioner reimbursements is at the maximum allowed. HCEC contract expense is based on revenue. Contract services were reduced from \$100,000 to \$25,000. Operations has not changed from the previous year. General and admin expenses were at \$1.4 million and has increased to \$2.2 million for this year due to depreciation. Interest expenses were at \$135,000 but this year is projected at \$80,000 due to early payoff of loan. Projected ending balance of \$8,606,780. Mr. Hyde stated that the budget committee meeting was last week to review the draft budget. It was brought to attention by Pete Serna that we consider borrowing money for future station buildings 93 and 96 while the interest rates are low. Cathy Sunday would like to think about the future administrative building expansion as well. Once a decision is made about the future buildings, Mrs. Morton may need to amend the budget. Motion to approve the 2022 budget was made by Fred Scibuola. Motion carried.
13. **Discuss and possibly approve setting tax rate, posting notice, setting hearing and adopting the rate:** Melissa Morton stated that the proposed tax rate is 0.094314. There is a resolution to be signed by the Commissioners present at meeting. Signers will be Shirley Reed, Pete Serna, and Fred Scibuola. Caryn Papantonakis will send the signed resolution to the county once she receives it. Motion to approve tax rate of 0.094314 as stated in the resolution was made by Shirley Reed. Motion carried.
14. **Discuss and possibly approve purchase of fleet vehicles:** Tabled due to unavailability of fleet pricing.
15. **Harris County Emergency Corps Report:** HCEC report was given by Mr. Hyde as follows:
  - HCEC responded to 2280 911 calls this month, compared to 2035 in the previous month. Response time is 8:53.
  - HCEC began our whole blood program last month following the education. HCEC administered the first blood products to a patient which resulted in a discharge from the hospital.
  - HCEC had a state licensing visit from DSHS. It went smoothly with no deficiencies.
  - HCEC is promoting the COVID vaccine and giving our employees \$500 to get fully immunized. As of now, approximately 80% of our employees are fully immunized.
  - HCEC released the new pay scale for the field and dispatch employees. This scale will increase wages and be transparent to all of our staff members.
  - Vehicle Accidents: 5 (all minor)
  - Vehicle Maintenance Reports: 19
16. **Possible action on Harris County Emergency Corps Report:** None.
17. **Adjourn to closed session:** None.
18. **Possible action on closed session:** None.
19. **Announce next Board meeting:** The Regular Board of Commissioners meeting will be held on Tuesday, October 26, 2021 at 9:00 am.
20. **Adjourn:** Fred Scibuola made a motion to adjourn. Motion carried. Meeting adjourned at 10:04 am.



**HCESD No 1 Monthly Financial Report Summary**  
**Octoberber Board Meeting**  
**Tuesday, October 26, 2021**

At the beginning of September, the Harris County Emergency Services District No 1 (HCESD No 1) beginning Operating Fund Balance was \$11,287,418. During the month, HCESD No 1 received \$56,678 in revenue – the majority of which came from the county tax receipts. HCESD No 1 processed \$1,778,351 in disbursements during the month. 97% of this balance are payments to HCEC for monthly services (\$1,717,787). The ending balance as of September 30, 2021 is \$9,565,746.

During September, the opening balance for the Texas Class investment account was \$3,569. We received \$0.03 in interest. The current interest rate is 0.0211%. The ending balance for September was \$3,569. See page 3 for “Investment” Report.

The invoices pending board approval total \$1,881,536. See page 4 for “Unpaid Bills Detail” report.

**APPROVED**  
Document approved by Harris County ESD-1  
Board of Commissioners  
By a Majority Vote  
on 10/26/21 (Date)  
 President of ESD-1  
 Secretary of ESD-1

**Harris County ESD No 1  
General Operating Fund  
As of September 30, 2021**

**General Operating Fund**

**BEGINNING BALANCE:** 11,287,418.00

**REVENUE**

Deposits	54,405.41	Tax and Receivable Revenue	
Interest	2,272.66	Savings Interest	
Interest	0.03	Texpool Interest	
<b>Total Revenue</b>			<b>56,678.10</b>

**DISBURSEMENTS**

ACH Caryn Papantonakis	6,000.00	Legal	
ACH Chastang Ford	38,187.00	2021 Expedition	
ACH Fred Scibuola	600.00	Commissioner Reimbursement	
ACH HCEC	1,717,787.00	Monthly Payment	
ACH Houston Chronicle	11,746.94	Tax Notice Advertisement	
ACH Oak Interactive LLC	450.00	Website Maint	
ACH Victor Insurance	520.00	Serna Bond Renewal	
ACH The Morton Accounting Service	3,059.61	CPA	
<b>Total Disbursements</b>			<b>1,778,350.55</b>

**ENDING BALANCE:** **9,565,745.55**

**9/30/2021**

<b>LOCATION OF ASSETS</b>	<b>Interest Rate</b>	<b>Balance</b>
Prosperity Operating		75,984.65
Prosperity Money Mkt	0.2500%	9,486,191.95
Texas Class	0.0199%	3,568.95
<b>Total Account Balance</b>		<b>9,565,745.55</b>



HARRIS COUNTY EMERGENCY SERVICES DISTRICT #1  
 QUARTERLY INVESTMENT REPORT  
 MONTHLY FISCAL YEAR 2021  
 September 30, 2021

Transaction Date		General Fund Texas Class
9/1/2021	Beginning Balance	\$ 3,568.92
Sept 2021	Withdrawals	
Sept 2021	Deposits	0.03
Sept 2021	Interest 0.0211%	-
9/30/2021	Ending Balance	\$ 3,568.95

The investments for the District for the period are in compliance with the Public Funds Investment Act, the District's investment policy and the District's investment strategy.

Investment Officer: 

**Harris County ESD No. 1 - GOF**  
**Unpaid Bills Detail**  
As of November 1, 2021

Type	Date	Num	Memo	Due Date	Open Balance
<b>Caryn Papantonakis</b>					
Bill	10/11/2021		Legal Fees	10/21/2021	6,000.00
Total Caryn Papantonakis					6,000.00
<b>Fred A Scibuola</b>					
Bill	10/19/2021	Sept/Oct Reimb	Sept 21 - Oct 19, 2021 Reimbursement	10/29/2021	600.00
Total Fred A Scibuola					600.00
<b>HCEC</b>					
Bill	09/30/2021	2425	Aug 2021	10/10/2021	1,462,622.00
Bill	09/30/2021	2320	Vehicle add on reimbursements	10/10/2021	144,767.58
Total HCEC					1,607,389.58
<b>JPMorgan Chase Bank NA</b>					
Bill	11/01/2021		Payment for Loan - \$6,251,874.51	11/11/2021	263,839.96
Total JPMorgan Chase Bank NA					263,839.96
<b>Oak Interactive, LLC</b>					
Bill	10/25/2021	13040	Monthly Website Maintenance - Sept	11/04/2021	450.00
Total Oak Interactive, LLC					450.00
<b>The Morton Accounting Services</b>					
Bill	09/30/2021	2237	September CPA Services	10/10/2021	3,256.81
Total The Morton Accounting Services					3,256.81
<b>TOTAL</b>					<b>1,881,536.35</b>

## Harris County ESD No. 1 - GOF Profit & Loss Budget vs. Actual January through September 2021

	Jan - Sep 21	Budget	\$ Over Budget	% of Budget
<b>Ordinary Income/Expense</b>				
<b>Income</b>				
<b>41000 · Service Revenue</b>				
41100 · HCEC Ambulance Lease Revenue	63,000.00	84,000.00	-21,000.00	75.0%
41200 · HCEC Property Lease Revenue	409,977.00	546,636.00	-136,659.00	75.0%
<b>Total 41000 · Service Revenue</b>	472,977.00	630,636.00	-157,659.00	75.0%
<b>42000 · Tax Revenues</b>				
42100 · Penalty & Interest	178,475.99	200,000.00	-21,524.01	89.2%
42300 · Tax Revenue	7,384,985.64	18,001,680.00	-10,616,694.36	41.0%
<b>Total 42000 · Tax Revenues</b>	7,563,461.63	18,201,680.00	-10,638,218.37	41.6%
<b>43000 · Other Income</b>				
43100 · Miscellaneous Income	0.60	5,000.00	-4,999.40	0.0%
43150 · Proceeds from Sale of Asset	0.00	2,000.00	-2,000.00	0.0%
43200 · Donations & Contributions	5,305.62	7,200.00	-1,894.38	73.7%
43700 · Interest Earned on Temp. Invest	30,188.24	75,000.00	-44,811.76	40.3%
<b>Total 43000 · Other Income</b>	35,494.46	89,200.00	-53,705.54	39.8%
<b>Total Income</b>	8,071,933.09	18,921,516.00	-10,849,582.91	42.7%
<b>Gross Profit</b>	8,071,933.09	18,921,516.00	-10,849,582.91	42.7%
<b>Expense</b>				
<b>143502 · Commissions Paid from Levy</b>	55,949.13	75,000.00	-19,050.87	74.6%
<b>162800 · Facilities &amp; Equipment (DNU)</b>				
162805 · Furniture/Equip - Non-Asset	3,099.46	28,383.20	-25,283.74	10.9%
162840 · Equip Rental & Maintenance	2,500.00			
<b>Total 162800 · Facilities &amp; Equipment (DNU)</b>	5,599.46	28,383.20	-22,783.74	19.7%
<b>170000 · Capital Purchases</b>				
17001 · Vehicles	0.00	530,000.00	-530,000.00	0.0%
17002 · Buildings	0.00	225,000.00	-225,000.00	0.0%
17003 · Medical Equipment	0.00	25,000.00	-25,000.00	0.0%
<b>Total 170000 · Capital Purchases</b>	0.00	780,000.00	-780,000.00	0.0%
<b>50000 · Commissioner Salaries and Wages</b>				
50250 · Commissioner Reimbursement	11,100.00	36,000.00	-24,900.00	30.8%
<b>Total 50000 · Commissioner Salaries and Wages</b>	11,100.00	36,000.00	-24,900.00	30.8%
<b>51000 · HCEC Program Expense</b>				
51100 · HCEC Contract Expense	13,933,547.00	17,473,613.00	-3,540,066.00	79.7%
51150 · HCEC Contract Expenses	0.00	0.00	0.00	0.0%
<b>Total 51000 · HCEC Program Expense</b>	13,933,547.00	17,473,613.00	-3,540,066.00	79.7%
<b>52000 · Contract Services (DNU)</b>				
52100 · Accounting Fees	34,294.78	50,000.00	-15,705.22	68.6%
52200 · Audit Fees	17,075.00	18,000.00	-925.00	94.9%
52300 · Legal Fees	54,000.00	75,000.00	-21,000.00	72.0%
52350 · Outside Contract Services	18,347.60	100,000.00	-81,652.40	18.3%
52550 · Election Expense	73.12	10,000.00	-9,926.88	0.7%
<b>Total 52000 · Contract Services (DNU)</b>	123,790.50	253,000.00	-129,209.50	48.9%
<b>53000 · Operations (DNU)</b>				
53100 · Banking Fees	0.00	400.00	-400.00	0.0%
53150 · Dues & Subscriptions	5,149.00	11,000.00	-5,851.00	46.8%
53200 · Postage	7.40	300.00	-292.60	2.5%
53300 · Printing & Copying	45.82	250.00	-204.18	18.3%
53350 · Legal Notices & Filing Fees	12,440.95	14,000.00	-1,559.05	88.9%
53400 · Office Supplies	291.35	1,000.00	-708.65	29.1%
<b>Total 53000 · Operations (DNU)</b>	17,934.52	26,950.00	-9,015.48	66.5%

**Harris County ESD No. 1 - GOF**  
**Profit & Loss Budget vs. Actual**  
**January through September 2021**

	Jan - Sep 21	Budget	\$ Over Budget	% of Budget
<b>54000 · General and Admin Expenses</b>				
54150 · Insurance - Gen Liab-Err & Omis	65,472.00	65,000.00	472.00	100.7%
54200 · Insurance - Treasurer's Bond	520.00	1,000.00	-480.00	52.0%
54300 · Other Costs (Contengency Funds)	0.00	1,500.00	-1,500.00	0.0%
54400 · HCAD Qtr Expenses	103,636.00	140,000.00	-36,364.00	74.0%
54450 · Depreciation Expense	0.00	1,250,000.00	-1,250,000.00	0.0%
54600 · Travel & Meetings	0.00	4,000.00	-4,000.00	0.0%
54650 · Conference, Conven & Meetings	0.00	6,000.00	-6,000.00	0.0%
54700 · Travel/Lodging	0.00	5,000.00	-5,000.00	0.0%
54800 · Repairs & Maintenance (DNU)				
54825 · Building & Fixtures	7,965.82			
<b>Total 54800 · Repairs &amp; Maintenance (DNU)</b>	<u>7,965.82</u>			
<b>Total 54000 · General and Admin Expenses</b>	<u>177,593.82</u>	<u>1,472,500.00</u>	<u>-1,294,906.18</u>	<u>12.1%</u>
<b>60000 · Interest Expense</b>	66,509.04	135,519.44	-69,010.40	49.1%
<b>61000 · Loan Costs</b>	0.00	805,834.84	-805,834.84	0.0%
<b>Total Expense</b>	<u>14,392,023.47</u>	<u>21,086,800.48</u>	<u>-6,694,777.01</u>	<u>68.3%</u>
<b>Net Ordinary Income</b>	-6,320,090.38	-2,165,284.48	-4,154,805.90	291.9%
<b>Other Income/Expense</b>				
<b>Other Income</b>				
71000 · Gain/Loss on Sale of Asset	73,437.00	0.00	73,437.00	100.0%
<b>Total Other Income</b>	<u>73,437.00</u>	<u>0.00</u>	<u>73,437.00</u>	<u>100.0%</u>
<b>Net Other Income</b>	<u>73,437.00</u>	<u>0.00</u>	<u>73,437.00</u>	<u>100.0%</u>
<b>Net Income</b>	<u><u>-6,246,653.38</u></u>	<u><u>-2,165,284.48</u></u>	<u><u>-4,081,368.90</u></u>	<u><u>288.5%</u></u>

Harris County ESD No. 1 - GOF  
**Balance Sheet Prev Year Comparison**  
 As of September 30, 2021

	Sep 30, 21	Sep 30, 20	\$ Change	% Change
<b>ASSETS</b>				
<b>Current Assets</b>				
<b>Checking/Savings</b>				
11000 · Prosperity Operating Account	75,984.65	232,282.89	-156,298.24	-67.3%
11050 · Prosperity Money Mkt	9,486,191.95	12,313,805.58	-2,827,613.63	-23.0%
11100 · Cash in Bank	0.00	-1,256.26	1,256.26	100.0%
11350 · Texas Class Investment	3,568.95	693,294.06	-689,725.11	-99.5%
<b>Total Checking/Savings</b>	<b>9,565,745.55</b>	<b>13,238,126.27</b>	<b>-3,672,380.72</b>	<b>-27.7%</b>
<b>Accounts Receivable</b>	<b>11.57</b>	<b>11.57</b>	<b>0.00</b>	<b>0.0%</b>
<b>Other Current Assets</b>				
11500 · Accounts Receivable				
11510 · Current Taxes Receivables	7,975,134.98	6,488,878.96	1,486,256.02	22.9%
11520 · Delinquent Taxes Receivable	1,584,584.31	1,390,090.64	194,493.67	14.0%
11550 · Due from Tax Assessor	0.00	-0.60	0.60	100.0%
11590 · Allowance Doubtful Accts-Tax	-903,020.00	-903,020.00	0.00	0.0%
11500 · Accounts Receivable - Other	17,125.50	17,125.50	0.00	0.0%
<b>Total 11500 · Accounts Receivable</b>	<b>8,673,824.79</b>	<b>6,993,074.50</b>	<b>1,680,750.29</b>	<b>24.0%</b>
11600 · Fees for Services Receivable	23,607.72	23,652.04	-44.32	-0.2%
11800 · Prepaid Expense	587,315.42	39,848.00	547,467.42	1,373.9%
<b>Total Other Current Assets</b>	<b>9,284,747.93</b>	<b>7,056,574.54</b>	<b>2,228,173.39</b>	<b>31.6%</b>
<b>Total Current Assets</b>	<b>18,850,505.05</b>	<b>20,294,712.38</b>	<b>-1,444,207.33</b>	<b>-7.1%</b>
<b>Fixed Assets</b>				
15000 · Vehicle Assets	4,380,104.24	3,133,469.18	1,246,635.06	39.8%
16000 · Land	1,578,901.33	1,578,901.33	0.00	0.0%
17000 · Furniture and Equipment	6,160,707.87	6,128,735.87	31,972.00	0.5%
18000 · Building and Improvements	16,136,689.13	15,183,642.24	953,046.89	6.3%
19000 · Accumulated Depreciation	-10,093,587.85	-8,709,866.56	-1,383,721.29	-15.9%
<b>Total Fixed Assets</b>	<b>18,162,814.72</b>	<b>17,314,882.06</b>	<b>847,932.66</b>	<b>4.9%</b>
<b>Other Assets</b>				
19500 · Call Center License				
19550 · Old Comm Center Other	800,000.00	800,000.00	0.00	0.0%
<b>Total 19500 · Call Center License</b>	<b>800,000.00</b>	<b>800,000.00</b>	<b>0.00</b>	<b>0.0%</b>
<b>Total Other Assets</b>	<b>800,000.00</b>	<b>800,000.00</b>	<b>0.00</b>	<b>0.0%</b>
<b>TOTAL ASSETS</b>	<b>37,813,319.77</b>	<b>38,409,594.44</b>	<b>-596,274.67</b>	<b>-1.6%</b>
<b>LIABILITIES &amp; EQUITY</b>				
<b>Liabilities</b>				
<b>Current Liabilities</b>				
Accounts Payable	1,611,000.74	1,384,288.84	226,711.90	16.4%
<b>Other Current Liabilities</b>				
22000 · Accrued Expenses				
22200 · Interest Payable	10,903.63	0.00	10,903.63	100.0%
<b>Total 22000 · Accrued Expenses</b>	<b>10,903.63</b>	<b>0.00</b>	<b>10,903.63</b>	<b>100.0%</b>
23000 · Other Payables	19,048,117.04	17,879,361.16	1,168,755.88	6.5%
24000 · Current Notes Payable				
24040 · De Lage Landen Principle	0.00	94,662.27	-94,662.27	-100.0%
24050 · Government Capital Debt	444,786.08	192,585.54	252,200.54	131.0%
<b>Total 24000 · Current Notes Payable</b>	<b>444,786.08</b>	<b>287,247.81</b>	<b>157,538.27</b>	<b>54.8%</b>

**Harris County ESD No. 1 - GOF**  
**Balance Sheet Prev Year Comparison**  
**As of September 30, 2021**

	Sep 30, 21	Sep 30, 20	\$ Change	% Change
<b>Total Other Current Liabilities</b>	19,503,806.75	18,166,608.97	1,337,197.78	7.4%
<b>Total Current Liabilities</b>	21,114,807.49	19,550,897.81	1,563,909.68	8.0%
<b>Long Term Liabilities</b>				
25000 · Long Term Debt				
25020 · Note Payable- WF	0.00	-0.01	0.01	100.0%
25040 · Note Payable- DeLage Landen	25,925.20	1,232,849.19	-1,206,923.99	-97.9%
25050 · Note Payable - Government Cap	5,365,394.21	6,059,288.97	-693,894.76	-11.5%
25060 · Note - Stryker Equipment	784,929.50	1,177,394.25	-392,464.75	-33.3%
<b>Total 25000 · Long Term Debt</b>	6,176,248.91	8,469,532.40	-2,293,283.49	-27.1%
<b>Total Long Term Liabilities</b>	6,176,248.91	8,469,532.40	-2,293,283.49	-27.1%
<b>Total Liabilities</b>	27,291,056.40	28,020,430.21	-729,373.81	-2.6%
<b>Equity</b>				
30000 · Opening Bal Equity	5,996,412.00	5,996,412.00	0.00	0.0%
30100 · Unassigned Fund Balance	9,357,504.72	8,434,930.54	922,574.18	10.9%
30400 · Unrestricted Net Assets	1,415,000.03	1,415,000.03	0.00	0.0%
Net Income	-6,246,653.38	-5,457,178.34	-789,475.04	-14.5%
<b>Total Equity</b>	10,522,263.37	10,389,164.23	133,099.14	1.3%
<b>TOTAL LIABILITIES &amp; EQUITY</b>	<b>37,813,319.77</b>	<b>38,409,594.44</b>	<b>-596,274.67</b>	<b>-1.6%</b>

**Harris County ESD No. 1 - GOF**  
**Profit & Loss Detail**  
 January through September 2021

Type	Date	Num	Adj	Name	Memo	Amount
<b>Ordinary Income/Expense</b>						
<b>Income</b>						
<b>41000 · Service Revenue</b>						
<b>41100 · HCEC Ambulance Lease Revenue</b>						
Bill	01/31/2021	2277		HCEC	Master Lease for Vehicles	7,000.00
Bill	02/28/2021	2294		HCEC	Master Lease for Vehicles	7,000.00
Bill	03/31/2021	2316		HCEC	Master Lease for Vehicles	7,000.00
Bill	04/30/2021	2339		HCEC	Master Lease for Vehicles	7,000.00
Bill	05/31/2021	2354		HCEC	Master Lease for Vehicles	7,000.00
Bill	06/30/2021	2371		HCEC	Master Lease for Vehicles	7,000.00
Bill	07/31/2021	2390		HCEC	Master Lease for Vehicles	7,000.00
Bill	08/31/2021	2407		HCEC	Master Lease for Vehicles	7,000.00
Bill	09/30/2021	2425		HCEC	Master Lease for Vehicles	7,000.00
Total 41100 · HCEC Ambulance Lease Revenue						63,000.00
<b>41200 · HCEC Property Lease Revenue</b>						
Bill	01/31/2021	2277		HCEC	Original Agreement	45,553.00
Bill	02/28/2021	2294		HCEC	Original Agreement	45,553.00
Bill	03/31/2021	2316		HCEC	Original Agreement	45,553.00
Bill	04/30/2021	2339		HCEC	Original Agreement	45,553.00
Bill	05/31/2021	2354		HCEC	Original Agreement	45,553.00
Bill	06/30/2021	2371		HCEC	Original Agreement	45,553.00
Bill	07/31/2021	2390		HCEC	Original Agreement	45,553.00
Bill	08/31/2021	2407		HCEC	Original Agreement	45,553.00
Bill	09/30/2021	2425		HCEC	Original Agreement	45,553.00
Total 41200 · HCEC Property Lease Revenue						409,977.00
Total 41000 · Service Revenue						472,977.00
<b>42000 · Tax Revenues</b>						
<b>42100 · Penalty &amp; Interest</b>						
Deposit	01/04/2021			Harris County Tax Office	Deliquent P&I	285.39
Deposit	01/07/2021			Harris County Tax Office	Deliquent P&I	989.70
Deposit	01/11/2021			Harris County Tax Office	Deliquent P&I	1,602.35
Deposit	01/12/2021			Harris County Tax Office	Deliquent P&I	904.25
Deposit	01/13/2021			Harris County Tax Office	Deliquent P&I	652.81
Deposit	01/14/2021			Harris County Tax Office	Deliquent P&I	323.48
Deposit	01/15/2021			Harris County Tax Office	Deliquent P&I	295.49
Deposit	01/15/2021			Harris County Tax Office	Deliquent P&I	37.77
Deposit	01/19/2021			Harris County Tax Office	Deliquent P&I	645.44
Deposit	01/21/2021			Harris County Tax Office	Deliquent P&I	116.91
Deposit	01/22/2021			Harris County Tax Office	Deliquent P&I	393.73
Deposit	01/25/2021			Harris County Tax Office	Deliquent P&I	687.00
Deposit	01/26/2021			Harris County Tax Office	Deliquent P&I	489.28
Deposit	01/27/2021			Harris County Tax Office	Deliquent P&I	2,380.77
Deposit	02/01/2021			Harris County Tax Office	Deliquent P&I	234.45
Deposit	02/04/2021			Harris County Tax Office	Deliquent P&I	2,622.18
Deposit	02/05/2021			Harris County Tax Office	Deliquent P&I	1,215.99
Deposit	02/09/2021			Harris County Tax Office	-MULTIPLE-	4,043.75
Deposit	02/10/2021			Harris County Tax Office	-MULTIPLE-	4,546.77
Deposit	02/11/2021			Harris County Tax Office	Deliquent P&I	55.06
Deposit	02/15/2021			Harris County Tax Office	-MULTIPLE-	5,671.69
Deposit	02/22/2021			Harris County Tax Office	-MULTIPLE-	2,850.84
Deposit	02/26/2021			Harris County Tax Office	-MULTIPLE-	2,120.50
Deposit	03/04/2021			Harris County Tax Office	-MULTIPLE-	3,268.36
Deposit	03/09/2021			Harris County Tax Office	-MULTIPLE-	2,185.02
Deposit	03/11/2021			Harris County Tax Office	-MULTIPLE-	144.27
Deposit	03/15/2021			Harris County Tax Office	-MULTIPLE-	10,587.66
Deposit	03/18/2021			Harris County Tax Office	-MULTIPLE-	3,522.38
Deposit	03/23/2021			Harris County Tax Office	-MULTIPLE-	4,311.17
Deposit	03/25/2021			Harris County Tax Office	-MULTIPLE-	3,142.35
Deposit	03/30/2021			Harris County Tax Office	-MULTIPLE-	5,604.43
Deposit	04/01/2021			Harris County Tax Office	-MULTIPLE-	4,543.54
Deposit	04/07/2021			Harris County Tax Office	-MULTIPLE-	156.98
Deposit	04/07/2021			Harris County Tax Office	-MULTIPLE-	5,117.69
Deposit	04/12/2021			Harris County Tax Office	-MULTIPLE-	7,926.02
Deposit	04/15/2021			Harris County Tax Office	-MULTIPLE-	2,902.31
Deposit	04/21/2021			Harris County Tax Office	-MULTIPLE-	3,789.65
Deposit	04/23/2021			Harris County Tax Office	-MULTIPLE-	2,115.00
Deposit	04/28/2021			Harris County Tax Office	-MULTIPLE-	2,606.84
Deposit	05/06/2021			Harris County Tax Office	-MULTIPLE-	4,543.37
Deposit	05/07/2021			Harris County Tax Office	-MULTIPLE-	141.38
Deposit	05/13/2021			Harris County Tax Office	-MULTIPLE-	6,865.50
Deposit	05/17/2021			Harris County Tax Office	-MULTIPLE-	2,055.49
Deposit	05/21/2021			Harris County Tax Office	-MULTIPLE-	2,234.78
Deposit	05/26/2021			Harris County Tax Office	-MULTIPLE-	2,917.82
Deposit	06/03/2021			Harris County Tax Office	-MULTIPLE-	4,609.51

**Harris County ESD No. 1 - GOF  
Profit & Loss Detail  
January through September 2021**

Type	Date	Num	Adj	Name	Memo	Amount
Deposit	06/08/2021			Harris County Tax Office	-MULTIPLE-	142.07
Deposit	06/10/2021			Harris County Tax Office	-MULTIPLE-	4,978.71
Deposit	06/15/2021			Harris County Tax Office	-MULTIPLE-	5,046.89
Deposit	06/18/2021			Harris County Tax Office	-MULTIPLE-	6,018.93
Deposit	06/29/2021			Harris County Tax Office	-MULTIPLE-	3,963.36
Deposit	07/09/2021			Harris County Tax Office	-MULTIPLE-	7,484.79
Deposit	07/12/2021			Harris County Tax Office	-MULTIPLE-	154.53
Deposit	08/02/2021			Harris County Tax Office	Deliquent P&I	16,572.61
Deposit	08/11/2021			Harris County Tax Office	Deliquent P&I	115.51
Deposit	08/17/2021			Harris County Tax Office	Deliquent P&I	10,004.14
Deposit	08/20/2021			Harris County Tax Office	Deliquent P&I	1,053.14
Deposit	08/25/2021			Harris County Tax Office	Deliquent P&I	3,050.70
Deposit	08/27/2021			Harris County Tax Office	Deliquent P&I	1,433.49
Deposit	09/10/2021			Harris County Tax Office	-MULTIPLE-	
Deposit	09/13/2021			Harris County Tax Office	-MULTIPLE-	
Deposit	09/16/2021			Harris County Tax Office	-MULTIPLE-	
Total 42100 - Penalty & Interest						178,475.99
<b>42300 - Tax Revenue</b>						
General J...	01/01/2021	CPA 2...	*	Harris County Appraisal District	Adjustment for Revenue received in 2021 related to 20...	-640,415.47
General J...	01/01/2021	CPA 2...	*	Harris County Tax Office	Adjustment for year end revenue adjustment	640,415.47
Deposit	01/04/2021			Harris County Tax Office	Current Levy	161,545.46
Deposit	01/07/2021			Harris County Tax Office	Current Levy	478,870.01
Deposit	01/11/2021			Harris County Tax Office	Current Levy	132,812.05
Deposit	01/12/2021			Harris County Tax Office	Current Levy	2,775,538.75
Deposit	01/13/2021			Harris County Tax Office	Current Levy	155,748.15
Deposit	01/14/2021			Harris County Tax Office	Current Levy	279,110.25
Deposit	01/15/2021			Harris County Tax Office	Current Levy	314,964.20
Deposit	01/15/2021			Harris County Tax Office	Current Levy	3,480.03
Deposit	01/19/2021			Harris County Tax Office	Current Levy	317,383.20
Deposit	01/21/2021			Harris County Tax Office	Current Levy	383,910.90
Deposit	01/22/2021			Harris County Tax Office	Current Levy	240,024.75
Deposit	01/25/2021			Harris County Tax Office	Current Levy	494,164.79
Deposit	01/26/2021			Harris County Tax Office	Current Levy	265,918.51
Deposit	01/27/2021			Harris County Tax Office	Current Levy	320,013.59
General J...	02/28/2021	CPA 2...	*		Accrual entry for annual revenue	1,061,501.00
Total 42300 - Tax Revenue						7,384,985.64
Total 42000 - Tax Revenues						7,563,461.63
<b>43000 - Other Income</b>						
<b>43100 - Miscellaneous Income</b>						
General J...	01/01/2021	CPA 2...	*	Harris County Tax Office	Adjustment for year end revenue adjustment	0.60
Total 43100 - Miscellaneous Income						0.60
<b>43200 - Donations &amp; Contributions</b>						
Deposit	01/21/2021			Harris County Utility District No 15	Deposit	1,531.95
Deposit	06/14/2021			Harris County Utility District No 15	Deposit	3,773.67
Total 43200 - Donations & Contributions						5,305.62
<b>43700 - Interest Earned on Temp. Invest</b>						
Deposit	01/31/2021				Interest	2,761.67
Deposit	01/31/2021				Interest	40.94
Deposit	02/28/2021				Interest	4,080.88
Deposit	02/28/2021				Interest	7.75
Deposit	03/31/2021				Interest	6.15
Deposit	03/31/2021				Interest	4,490.83
Deposit	04/30/2021				Interest	3,914.41
Deposit	04/30/2021				Interest	7.09
Deposit	05/31/2021				Interest	3,716.47
Deposit	05/31/2021				Interest	8.83
Deposit	06/30/2021				Interest	5.78
Deposit	06/30/2021				Interest	3,268.05
Deposit	07/31/2021				Interest	2,899.62
Deposit	07/31/2021				Interest	2.91
Deposit	08/31/2021				Interest	2,704.17
Deposit	09/30/2021				Interest	2,272.66
Deposit	09/30/2021				Interest	0.03
Total 43700 - Interest Earned on Temp. Invest						30,188.24
Total 43000 - Other Income						35,494.46
Total Income						8,071,933.09
Gross Profit						8,071,933.09



**Harris County ESD No. 1 - GOF  
Profit & Loss Detail  
January through September 2021**

Type	Date	Num	Adj	Name	Memo	Amount
<b>Expense</b>						
<b>143502 · Commissions Paid from Levy</b>						
Deposit	01/04/2021			Harris County Tax Office	Deposit	1,630.07
Deposit	01/07/2021			Harris County Tax Office	Deposit	4,811.54
Deposit	01/11/2021			Harris County Tax Office	Deposit	1,160.79
Deposit	01/12/2021			Harris County Tax Office	Deposit	27,814.65
Deposit	01/13/2021			Harris County Tax Office	Deposit	1,586.98
Deposit	01/14/2021			Harris County Tax Office	Deposit	2,804.38
Deposit	01/15/2021			Harris County Tax Office	Deposit	3,165.81
Deposit	01/19/2021			Harris County Tax Office	Deposit	3,202.36
Deposit	01/21/2021			Harris County Tax Office	Deposit	3,845.55
Deposit	01/22/2021			Harris County Tax Office	Deposit	2,411.78
Deposit	01/25/2021			Harris County Tax Office	Deposit	4,974.00
Deposit	01/26/2021			Harris County Tax Office	Deposit	2,683.17
Deposit	01/27/2021			Harris County Tax Office	Deposit	3,286.09
Deposit	02/01/2021			Harris County Tax Office	Deposit	3,688.79
Deposit	02/24/2021			Harris County Tax Office	Deposit	-7,149.53
Deposit	02/26/2021			Harris County Tax Office	Adj Fee	1,949.30
Deposit	07/13/2021			Harris County Tax Office	Adj/fees	-6,907.37
Deposit	08/02/2021			Harris County Tax Office	Adj/fees	617.17
Deposit	08/06/2021			Harris County Tax Office	Adj/fees	-378.51
Deposit	08/17/2021			Harris County Tax Office	Adj/fees	301.09
Deposit	08/20/2021			Harris County Tax Office	Adj/fees	91.38
Deposit	08/25/2021			Harris County Tax Office	Adj/fees	258.42
Deposit	08/27/2021			Harris County Tax Office	Adj/fees	101.22
Total 143502 · Commissions Paid from Levy						55,949.13
<b>162800 · Facilities &amp; Equipment (DNU)</b>						
<b>162805 · Furniture/Equip - Non-Asset</b>						
Bill	02/12/2021	47352...		DreamSeats LLC	Twin Beds (4), Bunk Beds (4), Rail and Ladder	3,099.46
Total 162805 · Furniture/Equip - Non-Asset						3,099.46
<b>162840 · Equip Rental &amp; Maintenance</b>						
Bill	03/23/2021			Care Electrical & Comms Services	Install at 2800 Aldine Bender, 6199 Aldine Bender, 14...	2,500.00
Total 162840 · Equip Rental & Maintenance						2,500.00
Total 162800 · Facilities & Equipment (DNU)						5,599.46
<b>50000 · Commissioner Salaries and Wages</b>						
<b>50250 · Commissioner Reimbursement</b>						
Bill	02/12/2021	Reimb...		Shirley Reed	Reimbursement Request Jan 11 - February 11, 2021	900.00
Bill	02/12/2021	Jan/F...		Fred A Scibuola	Jan 1 - Feb 12., 2021 Reimbursement	1,200.00
Bill	03/16/2021	Feb/M...		Fred A Scibuola	Feb 23 - March 15, 2021 Reimbursement	600.00
Bill	03/17/2021	Reim ...		Shirley Reed	Reimbursement Request February 15 - March 15, 2021	900.00
Bill	04/13/2021	March...		Fred A Scibuola	March 30 - April 13, 2021 Reimbursement	600.00
Bill	04/14/2021	Reim ...		Shirley Reed	Reimbursement Request March 20 - April 1, 2021	600.00
Bill	05/18/2021	Apr/M...		Fred A Scibuola	April 14 - May 18, 2021 Reimbursement	900.00
Bill	05/19/2021	Reim ...		Shirley Reed	Reimbursement Request April 2 - May 18, 2021	1,200.00
Bill	06/24/2021	May/J...		Fred A Scibuola	May 19 - June 22, 2021 Reimbursement	600.00
Bill	06/30/2021	Reim ...		Shirley Reed	Reimbursement Request May 24 - June 28, 2021	1,050.00
Bill	07/20/2021	June/J...		Fred A Scibuola	June 28 - July 8, 2021 Reimbursement	600.00
Bill	07/31/2021	July/A...		Fred A Scibuola	July 9 - Aug 24, 2021 Reimbursement	600.00
Bill	08/25/2021	Reim ...		Shirley Reed	Reimbursement Request July 21 - August 11, 2021	750.00
Bill	09/21/2021	Aug/S...		Fred A Scibuola	Aug 31 - Sept 21, 2021 Reimbursement	600.00
Total 50250 · Commissioner Reimbursement						11,100.00
Total 50000 · Commissioner Salaries and Wages						11,100.00
<b>51000 · HCEC Program Expense</b>						
<b>51100 · HCEC Contract Expense</b>						
Bill	01/31/2021	2277		HCEC	Rate change to \$984.21 @ 1857 trips (less \$384,204)	1,443,474.00
Bill	02/28/2021	2294		HCEC	Rate change to \$984.21 @ 1859 trips (less \$224,838)	1,604,809.00
Bill	03/31/2021	2316		HCEC	Rate change to \$984.21 @ 1919 trips (less \$486,458)	1,402,241.00
Bill	04/30/2021	2339		HCEC	Rate change to \$984.21 @ 2036 trips (less \$474,060)	1,529,792.00
Bill	05/31/2021	2354		HCEC	Rate change to \$984.21 @ 1991trips (less \$422,066)	1,537,496.00
Bill	06/30/2021	2371		HCEC	Rate change to \$984.21 @ 1934 trips (less \$458,170)	1,445,292.00
Bill	07/31/2021	2390		HCEC	Rate change to \$984.21 @ 2035 trips (less \$317,939)	1,684,928.00
Bill	08/31/2021	2407		HCEC	Rate change to \$984.21 @ 2280 trips (less \$473,658)	1,770,340.00
Bill	09/30/2021	2425		HCEC	Rate change to \$984.21 @ 2005 trips (less \$458,186)	1,515,175.00
Total 51100 · HCEC Contract Expense						13,933,547.00
Total 51000 · HCEC Program Expense						13,933,547.00
<b>52000 · Contract Services (DNU)</b>						
<b>52100 · Accounting Fees</b>						
Bill	01/31/2021	2179		The Morton Accounting Services	January CPA Services	4,094.66

No assurance is provided on these financial statements

**Harris County ESD No. 1 - GOF  
Profit & Loss Detail  
January through September 2021**

Type	Date	Num	Adj	Name	Memo	Amount
Bill	02/28/2021	2187		The Morton Accounting Services	February CPA Services	4,523.86
Bill	03/31/2021	2199		The Morton Accounting Services	March CPA Services	5,187.43
Bill	04/30/2021	2205		The Morton Accounting Services	April CPA Services	4,050.45
Bill	05/31/2021	2214		The Morton Accounting Services	May CPA Services	3,508.03
Bill	06/30/2021	2223		The Morton Accounting Services	June CPA Services	3,163.99
Bill	07/31/2021	2226		The Morton Accounting Services	July CPA Services	3,460.96
Bill	08/31/2021	2231		The Morton Accounting Services	Aug CPA Services	3,055.26
Bill	09/30/2021	2237		The Morton Accounting Services	Sept CPA Services	3,250.14
Total 52100 · Accounting Fees						34,294.78
<b>52200 · Audit Fees</b>						
Bill	03/22/2021	17087...		Carr Riggs & Ingram	2020 Audit Billing - Interim	14,500.00
Bill	05/17/2021	17135...		Carr Riggs & Ingram	2020 Audit Billing - Final	2,575.00
Total 52200 · Audit Fees						17,075.00
<b>52300 · Legal Fees</b>						
Bill	01/11/2021			Caryn Papantonakis	Legal Fees	6,000.00
Bill	02/11/2021			Caryn Papantonakis	Legal Fees	6,000.00
Bill	03/11/2021			Caryn Papantonakis	Legal Fees	6,000.00
Bill	04/11/2021			Caryn Papantonakis	Legal Fees	6,000.00
Bill	05/11/2021			Caryn Papantonakis	Legal Fees	6,000.00
Bill	06/11/2021			Caryn Papantonakis	Legal Fees	6,000.00
Bill	07/11/2021			Caryn Papantonakis	Legal Fees	6,000.00
Bill	08/11/2021			Caryn Papantonakis	Legal Fees	6,000.00
Bill	09/11/2021			Caryn Papantonakis	Legal Fees	6,000.00
Total 52300 · Legal Fees						54,000.00
<b>52350 · Outside Contract Services</b>						
Bill	01/31/2021	8201		AG CM Inc.	Project Management Support #97 - Jan 2021	9,372.60
Bill	03/15/2021	8270		AG CM Inc.	Project Management Support #97 - Feb 2021	3,575.00
Bill	04/06/2021	56900		Equitax Inc.	2020 Annual Tax True Up	3,200.00
Bill	04/12/2021	8311		AG CM Inc.	Project Management Support #97 - Mar 2021	2,200.00
Total 52350 · Outside Contract Services						18,347.60
<b>52550 · Election Expense</b>						
Bill	02/10/2021	211584		Radcliffe Bobbitt Adams Polley	Legal - Election and Litigation	73.12
Total 52550 · Election Expense						73.12
Total 52000 · Contract Services (DNU)						123,790.50
<b>53000 · Operations (DNU)</b>						
<b>53150 · Dues &amp; Subscriptions</b>						
Bill	01/31/2021	12846		Oak Interactive, LLC	Monthly Website Maintenance	450.00
Bill	01/31/2021	2179		The Morton Accounting Services	Quickbooks Subscription	449.00
Bill	03/01/2021	12873		Oak Interactive, LLC	Monthly Website Maintenance - Feb	450.00
Bill	03/31/2021	12899		Oak Interactive, LLC	Monthly Website Maintenance - Mar	450.00
Bill	04/01/2021	2021 ...		SAFE-D	Safe-D Membership Renewal	1,100.00
Bill	04/30/2021	12917		Oak Interactive, LLC	Monthly Website Maintenance - April	450.00
Bill	05/31/2021	12944		Oak Interactive, LLC	Monthly Website Maintenance - May	450.00
Bill	07/01/2021	12967		Oak Interactive, LLC	Monthly Website Maintenance - June	450.00
Bill	07/31/2021	12988		Oak Interactive, LLC	Monthly Website Maintenance - July	450.00
Bill	08/31/2021	13016		Oak Interactive, LLC	Monthly Website Maintenance - Aug	450.00
Total 53150 · Dues & Subscriptions						5,149.00
<b>53200 · Postage</b>						
Bill	01/31/2021	2179		The Morton Accounting Services	Mailing 1099 forms	7.40
Total 53200 · Postage						7.40
<b>53300 · Printing &amp; Copying</b>						
Bill	01/31/2021	2179		The Morton Accounting Services	Copies	4.35
Bill	02/28/2021	2187		The Morton Accounting Services	Copies	10.73
Bill	03/31/2021	2199		The Morton Accounting Services	Copies	6.09
Bill	04/30/2021	2205		The Morton Accounting Services	Copies	4.93
Bill	05/31/2021	2214		The Morton Accounting Services	Copies	2.90
Bill	06/30/2021	2223		The Morton Accounting Services	Copies	2.61
Bill	07/31/2021	2226		The Morton Accounting Services	Copies	3.19
Bill	08/31/2021	2231		The Morton Accounting Services	Copies	4.35
Bill	09/30/2021	2237		The Morton Accounting Services	Copies	6.67
Total 53300 · Printing & Copying						45.82
<b>53350 · Legal Notices &amp; Filing Fees</b>						
Bill	02/28/2021	20014...		Houston Chronicle	Public Hearing - Main News	694.01
Bill	09/24/2021	34145...		Houston Chronicle	Public Hearing - Main News	11,746.94

6:39 PM

10/24/21

Accrual Basis

**Harris County ESD No. 1 - GOF**  
**Profit & Loss Detail**  
**January through September 2021**

Type	Date	Num	Adj	Name	Memo	Amount
Total 53350 · Legal Notices & Filing Fees						12,440.95
<b>53400 · Office Supplies</b>						
Bill	01/31/2021	2179		The Morton Accounting Services	-MULTIPLE-	291.35
Total 53400 · Office Supplies						291.35
Total 53000 · Operations (DNU)						17,934.52
<b>54000 · General and Admin Expenses</b>						
<b>54150 · Insurance - Gen Liab-Err &amp; Omis</b>						
Bill	01/31/2021	2021 I...		VFIS of Texas	HARC0-1 Insurance Coverage - 1/1/21 to 12/31/21	65,134.00
Bill	03/08/2021	2021 I...		VFIS of Texas	HARC0-1 Insurance Coverage - 1/1/21 to 12/31/21 - A...	338.00
Total 54150 · Insurance - Gen Liab-Err & Omis						65,472.00
<b>54200 · Insurance - Treasurer's Bond</b>						
Bill	09/20/2021	Pete ...		Victor Insurance Managers Inc	61BSBHZ4083- Serna	520.00
Total 54200 · Insurance - Treasurer's Bond						520.00
<b>54400 · HCAD Qtr Expenses</b>						
Bill	02/15/2021	PSI21...		Harris County Appraisal District	2nd Qtr Quarter 2021 Assessment	34,288.00
Bill	05/17/2021	PSI21...		Harris County Appraisal District	3rd Qtr Quarter 2021 Assessment	34,533.00
Bill	08/17/2021	PSI21...		Harris County Appraisal District	4th Qtr Quarter 2021 Assessment	34,815.00
Total 54400 · HCAD Qtr Expenses						103,636.00
<b>54650 · Conference, Conven &amp; Meetings</b>						
Bill	04/01/2021	1228		SAFE-D	VOID: November 30 Webcast - Shirley Reed \$40 (didn...	0.00
Total 54650 · Conference, Conven & Meetings						0.00
<b>54800 · Repairs &amp; Maintenance (DNU)</b>						
<b>54825 · Building &amp; Fixtures</b>						
Bill	05/01/2021	2021-...		Construction Masters of Houston, Inc.	EZ Tag Gate Station 97	7,965.82
Total 54825 · Building & Fixtures						7,965.82
Total 54800 · Repairs & Maintenance (DNU)						7,965.82
Total 54000 · General and Admin Expenses						177,593.82
<b>60000 · Interest Expense</b>						
Bill	01/01/2021			De Lage Laden Public Finance	Building Note - Monthly	5,122.83
Bill	02/01/2021	71112...		De Lage Laden Public Finance	Building Note - Monthly	4,990.61
Bill	03/01/2021			De Lage Laden Public Finance	Building Note - Monthly	4,857.84
Bill	04/01/2021			De Lage Laden Public Finance	Building Note - Monthly	4,724.53
Bill	05/01/2021			De Lage Laden Public Finance	Building Note - Monthly	4,590.65
Bill	05/01/2021			JPMorgan Chase Bank NA	Payment for Loan - \$6,251,874.51	42,222.58
Bill	06/01/2021	Loan ...		De Lage Laden Public Finance	Building Note - Monthly	0.00
Total 60000 · Interest Expense						66,509.04
Total Expense						14,392,023.47
Net Ordinary Income						-6,320,090.38
<b>Other Income/Expense</b>						
<b>Other Income</b>						
<b>71000 · Gain/Loss on Sale of Asset</b>						
Deposit	08/13/2021			Lemons Auctioneers, LLP	Assets Sold in Auction	73,437.00
Total 71000 · Gain/Loss on Sale of Asset						73,437.00
Total Other Income						73,437.00
Net Other Income						73,437.00
<b>Net Income</b>						<b>-6,246,653.38</b>

# Invoice



Page 1/1  
 Invoice 02425  
 Date 9/30/2021

**Harris County Emergency Corps**  
 2800 Aldine Bender Road  
 Houston TX 77032

**Bill To:** Harris County ESD#1  
 2800 Aldine Bender Rd  
 Houston Texas 77032

**Ship To:** Harris County ESD#1  
 2800 Aldine Bender Rd  
 Houston Texas 77032

Purchase Order No.		Customer ID		Salesperson ID		Payment Terms	Req Ship Date	Master No.
		H0001				Due on Receipt	9/30/2021	2,273
Ordered	Shipped	B/O	Item Number	Description		Discount	Unit Price	Ext. Price
1.00	1.00	0.00	911 SERVICES	2005 Responses x \$984.21 - IMX 458,166		\$0.00	\$1,515,175.00	\$1,515,175.00
1.00	1.00	0.00	LEASE PAYMENTS	Lease payments to ESD1 Bldg/Eq		\$0.00	-\$45,553.00	-\$45,553.00
1.00	1.00	0.00	LEASE AMBULANCES	Lease Payments ESD1 ambulances		\$0.00	-\$7,000.00	-\$7,000.00

<b>Subtotal</b>	\$1,462,622.00
<b>Misc</b>	\$0.00
<b>Tax</b>	\$0.00
<b>Freight</b>	\$0.00
<b>Trade Discount</b>	\$0.00
<b>Total</b>	\$1,462,622.00





# INVOICE

## OAK Interactive, LLC

1819 Blue Water Bay Dr.  
Katy, TX 77494  
United States

info@oakinteractive.com  
www.oakinteractive.com

Invoice #: 13040  
Invoice date: Sep 30, 2021  
Reference: Creative Services  
Due date: Oct 30, 2021

Amount due:  
**\$450.00**

### Bill To:

HCESD-1.org  
Melissa Morton  
2800 Aldine Bender Rd.  
Houston, TX 77032  
United States

Description	Quantity	Price	Amount
Website Maintenance HCESD-1.org - September	1	\$450.00	\$450.00
		Subtotal	\$450.00
		<b>Total</b>	<b>\$450.00 USD</b>

### Notes

September, 2021

Kindly Remit to: OAK Interactive, LLC;  
1819 Blue Water Bay Drive, Katy, TX 77494

THANK YOU FOR YOUR BUSINESS!

### Terms and Conditions

Net 30 - Interest accrued at 2% per month, thereafter.

Make all checks payable to: OAK Interactive, LLC or pay via Credit Card with a 4% processing fee. Total due within 30 days. Interest accrues at 2% per month, thereafter.

Sales Tax applied to:

- Website Maintenance
- Website Design & Development
- Hard Cost for production items

# Invoice



Page 1/1  
 Invoice 02320  
 Date 4/30/2021

**Harris County Emergency Corps**  
 2800 Aldine Bender Road  
 Houston TX 77032

**Bill To:** Harris County ESD#1  
 2800 Aldine Bender Rd  
 Houston Texas 77032

**Ship To:** Harris County ESD#1  
 2800 Aldine Bender Rd  
 Houston Texas 77032

Purchase Order No.		Customer ID	Salesperson ID	Payment Terms	Req Ship Date	Master No.	
		H0001		Due on Receipt	4/30/2021	2,027	
Ordered	Shipped	B/O	Item Number	Description	Discount	Unit Price	Ext. Price
1.00	1.00	0.00	AMBULANCE	Shop 2001: VIN Ending 7792	\$0.00	\$23,537.18	\$23,537.18
1.00	1.00	0.00	AMBULANCE	Shop 2002: VIN Ending 7793	\$0.00	\$22,888.45	\$22,888.45
1.00	1.00	0.00	AMBULANCE	Shop 2004: VIN Ending 6416	\$0.00	\$22,862.95	\$22,862.95
1.00	1.00	0.00	AMBULANCE	Shop 2005: VIN Ending 4929	\$0.00	\$22,882.59	\$22,882.59
1.00	1.00	0.00	AMBULANCE	Shop 2008: VIN Ending 1836	\$0.00	\$22,886.88	\$22,886.88
1.00	1.00	0.00	STATION	Station 97	\$0.00	\$15,984.53	\$15,984.53
1.00	1.00	0.00	MISC	Lifepacks and Safety Arms for Stretchers	\$0.00	\$13,725.00	\$13,725.00

<b>Subtotal</b>	\$144,767.58
Misc	\$0.00
Tax	\$0.00
Freight	\$0.00
Trade Discount	\$0.00
<b>Total</b>	\$144,767.58



# Invoice

Date	Invoice #
9/30/2021	2237

<b>Bill To</b>
Harris County ESD #1 2800 Aldine Bender Rd Houston, TX 77032

<b>Terms</b>	<b>Due Date</b>
Net 30	10/30/2021

Served	Description	Hours	Rate	Amount
9/30/2021	August Financial Statements		2,750.00	2,750.00
9/30/2021	Additional Hours (Fixed asset management, meeting with board members for ACH approval for Prosperity, review of debt options, fix board member lock outs)	3.5724	140.00	500.14
9/30/2021	Copies	23	0.29	6.67

Please Remit Payment to:  
The Morton Accounting Service  
1125 Cypress Station Dr. Bldg H-4  
Houston, TX 77090

or via the Intuit payment link in the email.

<b>Total</b>	\$3,256.81
<b>Payments/Credits</b>	\$0.00
<b>Balance Due</b>	\$3,256.81





**GOVERNMENT CAPITAL CORPORATION**

Harris County ESD NO. 1

October 25, 2021

**Re: Real Estate Projects**

We are pleased to offer the following preliminary overview of the financing terms:

Financing structure:	Health and Safety Code 775.085-Ad Valorem Tax Pledge
Project Description:	Real estate projects
Project Pricing:	\$6,000,000.00
Down Payment:	\$0.00
Issuance Costs:	\$65,000 (paid by issuer at closing)

Term:	10 Years	15 Years
Annual Payments:	10@ \$662,727.71	15@\$475,731.15
Interest Rate:	1.850% fixed	2.250% fixed
TIC*:	2.056%	2.396%
Payments Commencing:	One year from funding date and annual thereafter	
Prepayment:	Callable on any payment date at par without fee or penalty	
Closing Date:	11/26/2021	

TIC\*: Represents the yield to Harris County ESD NO. 1 after all issuance cost

The above financing structure will be secured by a pledge of ad valorem tax revenue. As a result, a lien will not be placed on the property. Furthermore, traditional real estate expenses such as the cost for an appraisal, title policy, environmental studies, survey etc. will not be required.

The above terms are subject to qualifications under 265(b)3 of the Internal Revenue Code, underwriting approval, bank qualification and mutually acceptable documentation. Proposed funding considers all cost of borrowing. **Terms subject to change if funding occurs after November 26, 2021.**

Our team is prepared to move forward or provide other terms for consideration as needed.

Landon Newton  
 Government Capital Corporation  
 345 Miron Dr  
 Southlake, Texas 76092  
 (817) 722-0213 Direct  
[Landon.Newton@govcap.com](mailto:Landon.Newton@govcap.com)

**APPROVED**  
 Document approved by Harris County ESD-1  
 Board of Commissioners  
 by a Majority Vote

on 10/26/21 (Date)

President of ESD-1

Secretary of ESD-1

*The transaction described herein is an arm's length, commercial transaction between you and Government Capital Corporation ("GCC"), in which GCC: (i) is acting solely for its own financial and other interests that may differ from yours; (ii) is not acting as your municipal advisor or financial advisor, and has no fiduciary duty to you with respect to this transaction; and (iii) is not recommending that you take an action with respect to this transaction.*

# RESOLUTION

## A RESOLUTION REGARDING A PROMISSORY NOTE AND SECURITY AGREEMENT FOR THE PURPOSE OF CONSTRUCTING "TWO EMS STATIONS".

WHEREAS Harris County Emergency Services District No. 1 (the Emergency Services District), desires to enter into a Promissory Note and Security Agreement by and between the Harris County Emergency Services District No. 1 as Borrower and Government Capital Corporation as Lender (the "Note"), for the purpose of Constructing "Two EMS Stations" as described in Exhibit A and incorporated herein (the "Property"); and

WHEREAS the Harris County Emergency Services District No. 1 desires to designate this Note as a "qualified tax-exempt obligation" of the Emergency Services District for the purposes of Section 265 (b) (3) of the Internal Revenue Code of 1986, as amended; and

WHEREAS, pursuant to the Texas Health and Safety Code, Section 775.085, the Emergency Services District, to secure repayment of the loan evidenced by the Note desires to grant to Government Capital Corporation a security interest in all ad valorem tax revenues and other funds on hand not otherwise pledged to pay a debt of the Emergency Services District.

WHEREAS, the Emergency Services District desires to designate the Board President or their designee as the authorized signer of the Note.

NOW THEREFORE, BE IT RESOLVED BY THE HARRIS COUNTY EMERGENCY SERVICES DISTRICT NO. 1:

Section 1. That the Emergency Services District will enter into Promissory Note and Security Agreement for the purpose of Constructing "Two Fire Stations".

Section 2. That the Promissory Note and Security Agreement by and between Government Capital Corporation and the Harris County Emergency Services District No. 1 is designated by the Emergency Services District as a "qualified tax-exempt obligation" for the purposes of Section 265 (b) (3) of the Internal Revenue Code of 1986, as amended.

Section 3. That the Emergency Services District, to secure repayment of the loan evidenced by the Note does hereby grant to Government Capital Corporation a security interest in all ad valorem tax revenues and other funds on hand not otherwise pledged to pay a debt of the Emergency Services District, as authorized by the Texas Health and Safety Code, Section 775.085.


Section 4. That the Emergency Services District designates the Board President or their designee of the Harris County Emergency Services District No.1 as the authorized signer of the Note.

Section 5. The Emergency Services District will use proceeds for reimbursement of expenditures related to the Property, within the meaning of Treasury Regulation § 1.150-2, as promulgated under the Internal Revenue Code of 1986, as amended.

This Resolution has been PASSED upon Motion made by Board Member Pete Serna, seconded by Board Member Virginia Bagan by a vote of 4 Ayes to 0 Nays and is effective this October 26, 2021.

Borrower: Harris County Emergency Services District No. 1

Witness Signature

  
Board President

  
Board Secretary

**APPROVED**  
Document approved by Harris County ESD-1  
Document approved by Harris County ESD-1  
Board of Commissioners  
on \_\_\_\_\_ by a Majority Vote (Date)  
on 10/26/21 (Date)  
President \_\_\_\_\_ Secretary of ESD-1  
President of ESD-1 Secretary of ESD-1



## President's Report – HCEC

### October 2021 Meeting

- HCEC responded to 2005 911 calls this month, compared to 2280 in the previous month. Our response time is 8:53.
- HCEC began our new pay scale for field and communications employees on October 18. The new scale is transparent and easy to understand for our staff. So far, we have received excellent feedback.
- The Communications Center passed their re-accreditation review for the ACE Medical Accreditation. We are proud of their efforts.
- HCEC hosted a community group of approximately 30 people on 10/22 for a tour and a CPR demonstration.
- HCEC sent a group of medics to the Difficult Airway class for physicians in Denver this month. We offer this and other advanced education opportunities for our staff.

Vehicle Accidents: 3 (all minor)

Vehicle Maintenance Reports: 10

**APPROVED**

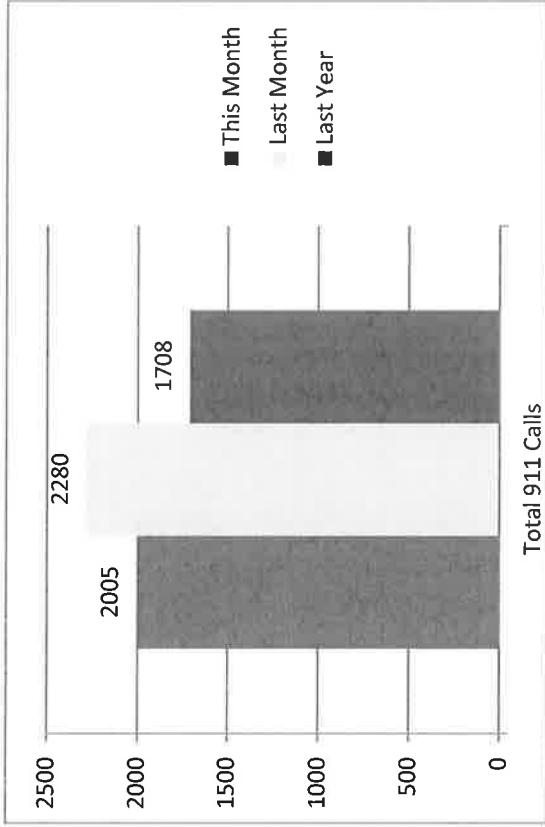
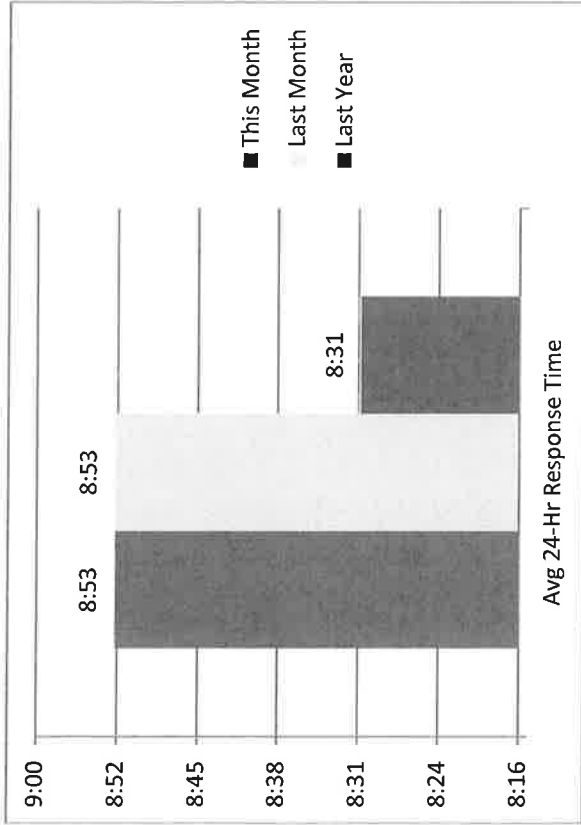
Document approved by Harris County ESD-1  
Board of Commissioners  
By a Majority Vote

on 10/26/21 (Date)

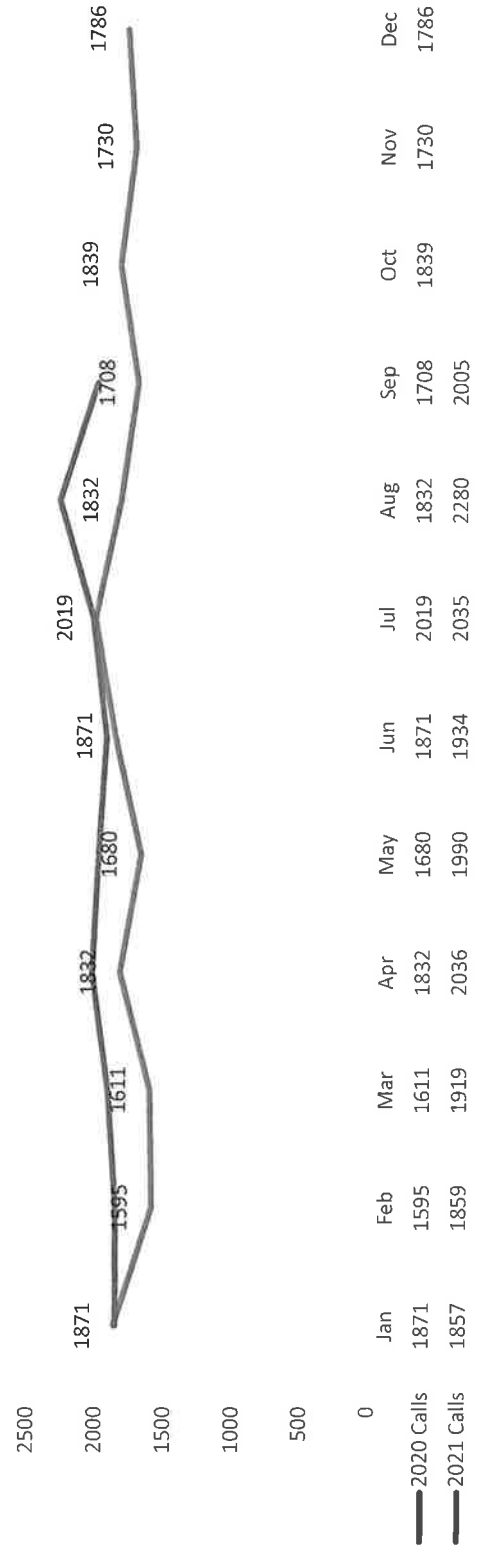
  
President of ESD-1

  
Secretary of ESD-1

# HCEC Activity September 2021



## Call Volume Comparison





Division Harris County Emerg Corps

# 911 STATISTICS REPORT FOR PERIOD 09-01-21 to 09-30-21

10/2/2021 10:18:18 AM Page 1 of 10

RESPONSE PRIORITY SUMMARY							
TYPE	Alpha	Bravo	Charlie	Delta	Echo	Unspecified	Total
District	8	16	21	73	28	29	175
Medic	440	224	360	596	58	327	2005
Medical Director					1	4	5
Supervisor				1		1	2
<b>Total</b>	<b>448</b>	<b>240</b>	<b>381</b>	<b>670</b>	<b>87</b>	<b>361</b>	<b>2187</b>

\* All units assigned to a response that went enroute

OUT OF THE CHUTE RESPONSE AVERAGES AND STATISTICS BY APPARATUS TYPE							
APPARATUS TYPE	ASSIGNED TO ENROUTE	ASSIGNED TO ONSCENE	ENROUTE TO ONSCENE	HOSPITAL TO IN-SERVICE	AVERAGE ONSCENE TIME	AVERAGE INCIDENT TIME	
District	00:46	07:37	06:51	00:00	00:19:49	27:26	
Medic	00:55	59:14	58:19	39:48	15:27:38	02:33	

\* All units assigned to a response that went enroute in district, NO mutual aid responses

SERVICE LEVEL STATUS CHANGES BY DAY																													
Status Level	01	02	03	04	05	06	07	08	09	10	11	12	13	14	15	16	17	18	19	20	21	22	23	24	25	26	27	28	Total
2021-09 LEVEL -	8	3	3	1	3	2	3	11	3	2	4	1	5	4	1	5	4	6	4	1	2	4	3	73					
LEVEL 0	6	1	2			1	13	3	1	1	2	7	4	2	1	5	49												
LEVEL 1	4	6	6	2	4	3	6	1	4	7	2	3	1	3	4	1	4	67											
<b>Totals</b>	<b>18</b>	<b>10</b>	<b>11</b>	<b>1</b>	<b>5</b>	<b>6</b>	<b>7</b>	<b>30</b>	<b>7</b>	<b>6</b>	<b>12</b>	<b>4</b>	<b>10</b>	<b>12</b>	<b>13</b>	<b>10</b>	<b>2</b>	<b>7</b>	<b>9</b>	<b>9</b>	<b>189</b>								

SERVICE LEVEL STATUS CHANGES BY HOUR OF DAY																									
Status Level	00	01	02	03	04	05	06	07	08	09	10	11	12	13	14	15	16	17	18	19	20	21	22	23	Total
2021-09 LEVEL -	1	4	7	4	2	2	6	8	11	4	5	3	4	8	4	73									
LEVEL 0	3		4	1	2	2	9	9	1	3	4	2	2	7	49										
LEVEL 1	3	2	7	4	2	4	4	3	2	8	5	8	7	1	2	5	67								
<b>Totals</b>	<b>6</b>	<b>1</b>	<b>6</b>	<b>14</b>	<b>12</b>	<b>5</b>	<b>8</b>	<b>4</b>	<b>11</b>	<b>19</b>	<b>28</b>	<b>10</b>	<b>16</b>	<b>14</b>	<b>7</b>	<b>12</b>	<b>16</b>	<b>189</b>							



Division Harris County Emerg Corps

# 911 STATISTICS REPORT FOR PERIOD 09-01-21 to 09-30-21

10/2/2021 10:18:18 AM Page 2 of 10

## DAILY RESPONSE TOTALS BY APPARATUS TYPE

	2021/09	1	2	3	4	5	6	7	8	9	10	11	12	13	14	15	16	17	18	19	20	21	22	23	24	25	26	27	28	29	30	Total
District	14	5	13	12	8	2	8	8	5	7	14	14	14	8	7	4	9	5	3	14	5	5	8	7	3	5	10	14	1	5	6	229
Medic	87	63	75	73	76	74	68	76	68	75	70	67	61	65	70	77	61	74	70	74	57	58	77	67	62	56	58	50	67	71	2047	
Medical Director													1								1	1	1	1						5		
Supervisor		1																												3		
<b>Totals</b>	<b>101</b>	<b>69</b>	<b>88</b>	<b>85</b>	<b>84</b>	<b>76</b>	<b>76</b>	<b>84</b>	<b>73</b>	<b>82</b>	<b>84</b>	<b>81</b>	<b>71</b>	<b>72</b>	<b>74</b>	<b>86</b>	<b>66</b>	<b>77</b>	<b>84</b>	<b>81</b>	<b>63</b>	<b>67</b>	<b>85</b>	<b>70</b>	<b>67</b>	<b>66</b>	<b>72</b>	<b>51</b>	<b>72</b>	<b>77</b>	<b>2284</b>	

\* All units assigned to a response that went enroute

## DAILY RESPONSE TOTALS BY UNIT

	2021/09	1	2	3	4	5	6	7	8	9	10	11	12	13	14	15	16	17	18	19	20	21	22	23	24	25	26	27	28	29	30	Total
9910																																1
9912		1																														1
CHP1									1	1																						3
D90	10	2	4	6	3	1	3	2	4	4	9	3	2	3	3	1	5	2	2	3	3	3	4	1	3	5	4	1	2	1	99	
D901	2	3	7	1	2	1	2	5				6	3	2	3	3	3	2	2	6	2	2	2	2	2	2	5	9	4	4	82	
HCMDD1													1								1	1	1								5	
M91	12	7	8	12	9	12	8	10	6	4	6	9	8	8	8	5	6	9	10	6	8	4	6	9	10	6	8	9	7	8	238	
M92	11	3	8	9	9	8	6	8	9	6	9	5	7	6	6	7	6	8	10	9	6	7	11	7	8	7	8	5	7	7	223	
M920	11	5	8	9	7	8	8	6	7	8	9	7	5	6	8	6	8	7	8	7	4	7	7	7	7	6	6	4	8	6	209	
M93	10	6	9	10	9	11	9	12	8	5	12	9	7	8	10	10	7	7	8	8	7	8	7	5	9	9	5	7	5	9	246	
M930																								5		4					12	
M931									4	7	1						8	8	3	1											32	
M94	9	6	6	6	6	6	6	5	7	7	6	8	4	4	8	9	6	4	8	7	9	5	5	11	5	6	5	7	6	7	199	
M940	10	5	6	7	7	7	8	5	6	5	7	5	4	4	5	7	9	4	9	6	9	6	4	11	6	5	7	5	9	5	194	
M941																	6	1													14	
M95	8	9	8	4	8	5	5	9	8	5	7	5	7	5	7	8	10	5	4	8	4	6	6	5	9	6	5	1	6	4	188	
M96	9	9	10	11	10	8	10	10	7	9	7	11	8	7	10	7	6	7	7	8	5	10	8	8	8	8	9	7	6	8	11	251
M97	7	4	9	5	7	5	4	3	3	6	5	4	5	2	4	2	4	2	4	7	9	6	4	3	7	3	5	1	4	5	142	
M980	4	3	4	4	4	4	4	4	4	3	3	3	4	5	3	1	5	3	1	6	4	3	3	3	3						77	
<b>Totals</b>	<b>99</b>	<b>64</b>	<b>86</b>	<b>80</b>	<b>79</b>	<b>76</b>	<b>73</b>	<b>83</b>	<b>74</b>	<b>76</b>	<b>79</b>	<b>75</b>	<b>65</b>	<b>68</b>	<b>76</b>	<b>84</b>	<b>65</b>	<b>78</b>	<b>79</b>	<b>79</b>	<b>62</b>	<b>62</b>	<b>84</b>	<b>67</b>	<b>67</b>	<b>65</b>	<b>69</b>	<b>52</b>	<b>73</b>	<b>77</b>	<b>2216</b>	

\* All units assigned to a response that went enroute



Division Harris County Emerg Corps

# 911 STATISTICS REPORT FOR PERIOD 09-01-21 to 09-30-21

10/2/2021 10:18:18 AM Page 3 of 10

	AVERAGE RESPONSE TIME BY UNIT																														Average	
	2021/09/01	02	03	04	05	06	07	08	09	10	11	12	13	14	15	16	17	18	19	20	21	22	23	24	25	26	27	28	29	30		
D90	06:13	14:56	13:04	08:26	05:09	06:34	08:08	09:24	11:17	07:35	05:32	08:45	10:54	08:52	10:40	07:45	07:16	07:01	00:52	05:29	11:11	12:06	08:42	17:15	06:58	06:46	08:00	08:14	07:31	07:38	08:09	
D901	13:53	10:37	06:03	20:40	09:37	19:55	06:08	07:02				05:25	06:08	01:19	08:51	02:42	02:25	09:47	04:28	12:25	10:21	06:04	12:36	06:04	06:05	06:04		02:11	10:25	06:57		
M91	10:46	10:11	08:58	11:14	07:49	09:50	08:10	40:27	08:37	05:00	07:42	07:25	10:25	07:37	12:19	06:24	04:49	07:36	09:10	09:54	12:53	09:21	07:43	08:09	06:04	10:30	10:12	08:34	08:18	55:15		
M92	09:32	08:09	07:34	07:54	07:19	07:12	07:19	08:15	07:17	07:33	08:59	05:30	08:04	06:20	08:02	04:53	07:08	06:48	07:40	07:34	07:43	11:15	08:06	06:37	09:32	05:11	07:19	08:18	05:54	08:30	07:40	
M920	11:59	08:25	08:14	09:57	07:45	06:47	08:28	06:47	10:56	09:23	06:33	11:41	10:28	09:39	09:16	12:20	05:56	06:08	08:03	07:26	07:21	08:01	10:04	10:12	06:29	05:34	08:10	09:35	08:33	07:55	08:38	
M93	08:42	07:09	06:15	06:05	10:21	07:34	06:58	07:39	06:15	06:58	05:46	06:11	06:59	08:04	08:18	07:20	08:42	07:17	05:32	05:52	11:51	07:29	09:04	10:48	06:26	06:06	07:24	06:44	10:51	08:41	07:30	
M930																																08:16
M931																																08:09
M94	06:38	07:11	09:28	05:41	10:24	10:53	08:25	08:43	06:45	06:54	09:39	06:21	08:08	09:34	05:34	06:27	08:35	08:27	06:14	06:14	09:04	04:20	06:04	07:01	09:17	06:45	08:41	07:41	05:36	09:09	07:37	
M940	06:10	07:23	08:00	08:56	09:08	06:37	07:30	08:13	08:40	06:49	08:03	07:11	08:25	05:53	07:55	06:31	08:01	07:27	08:01	06:32	06:40	09:05	09:16	09:26	05:17	07:24	06:02	06:43	08:08	07:53	07:36	
M941																																08:44
M95	09:24	09:42	11:35	08:59	09:17	09:44	08:14	07:24	09:27	10:02	10:21	08:08	09:57	07:47	09:58	06:17	09:58	07:48	08:39	05:54	09:00	09:02	08:41	06:21	10:29	08:36	07:48	08:46	11:08	08:12	08:55	
M96	08:19	08:03	06:41	07:15	06:18	05:35	07:29	07:31	06:32	07:18	07:31	05:48	07:31	07:21	06:25	07:08	06:37	07:29	07:49	06:54	08:37	06:29	07:35	09:47	06:22	07:04	07:00	07:42	09:02	08:10	07:17	
M97	11:50	02:52	10:37	13:04	07:32	08:01	08:50	10:58	07:03	09:20	08:01	07:52	08:32	08:33	07:18	07:26	10:44	09:01	09:04	10:39	08:18	06:43	08:33	05:57	09:09	04:51	07:25	10:47	08:09	10:03	08:53	
M980																																10:40
																																10:40

\* All units assigned to a response that went enroute in district, NO mutual aid responses

	DAILY REFUSAL TOTALS BY UNIT																														Total	
	2021/09/01	02	03	04	05	06	07	08	09	10	11	12	13	14	15	16	17	18	19	20	21	22	23	24	25	26	27	28	29	30		
CHP1																																2
D90	5																															5
D901																																5
E16																																1
E26																																1
EVENT1																																1
M151																																1
M91	4	1	2	3	4	5	2	2	1	1	1	1	1	1	1	2	1	2	1	3	3	2	3	3	4	4	3	3	1	47		
M92	5	1	2	4	1	1	1	2	3	1	5	1	5	1	4	1	4	9	2	2	4	2	2	3	2	3	2	3	1	60		
M920	5	2	2	2	3	2	3	2	6	1	1	1	1	1	3	1	3	1	2	1	2	2	2	4	3	1	3	1	47			
M93	9	1	7	3	4	4	4	8	3	7	1	1	1	1	4	7	5	2	9	1	2	2	2	4	3	1	3	1	6	103		
M930																															6	
M931																															9	
M94	4	2	1	2	2	1	1	2	2	4	3	6	2	1	3	1	5	3	2	1	3	1	3	1	2	4	3	3	1	65		
M940	4	2	1	1	3	1	1	1	3	2	2	2	2	4	3	3	4	3	3	1	5	2	2	1	2	2	1	1	2	50		
M941																															4	
M95	3	2	2	4	3	2	4	4	4	1	1	3	3	1	1	4	1	1	2	1	2	5	1	1	1	1	2	2	2	60		
M96	2	3	8	4	2	3	1	3	3	1	4	3	2	2	2	3	1	3	2	4	4	4	2	1	4	1	2	2	6	74		
M97	5	1	6	1	1	1	1	1	1	4	3	1	4	1	1	1	1	5	2	2	1	1	1	2	3	2	3	2	2	51		
M980																															22	
RP1																															1	
Totals	46	10	25	19	22	21	20	21	24	24	26	20	18	7	12	23	25	26	32	17	19	16	17	14	19	23	18	18	13	20	615	







**Division Harris County Emerg Corps**

**911 STATISTICS REPORT FOR PERIOD 09-01-21 to 09-30-21**

10/2/2021 10:18:18 AM Page 5 of 10

Response Description	M91	M92	M920	M93	M930	M931	M94	M940	M941	M95	M96	M97	M980	Total
EXPOSURE														
FALLS	2	3		2			2		1	1	1	1		13
FIRE	6	1	1	1				1	1					11
FUEL SPILL ODOR ONLY														1
FULL ARREST	2	3	2	4			3	2	1	2	3	2		24
HAZARD										1				1
HEADACHE	2	2	2	2			4	4		7	1		2	24
HEMORRHAGE/LACERATIONS	6	2	4	6			4	2	2	4				30
HOUSE FIRE	1													1
INJ. PARTY FROM A FALL	8	16	15	16	2	3	8	11	1	10	17	14	8	129
INJURED PARTY	4	6	5	9			4			2	5		1	36
INJURIES (SPECIFIC)			1				1	2						4
LOCKED IN VEHICLE							1					1		2
LRG NON DWELLING FIRE						1								1
MED CALL														2
MEDICAL CALL	49	54	49	52	2	7	39	49	3	47	58	41	17	467
MEDICAL RESPONSE							1							1
MOTOR VEHICLE ACCIDENT	16	18	10	21	6	3	13	18		9	23	8	14	159
Mutual Aid	1	1	1	1	1		2	1		1	1	1		27
MVA ARREST			1				1			1				3
MVA AUTO PED		1	3	3			1			1	2			11
MVA BIKE MOTORCYCLE			1	2										3
MVA EJECTION										1				2
MVA ENTRAPMENT	1	2		1							3	1		8
MVA HAZMAT		1												1
MVA HIGH VELOCITY	3	2	1	3							3			12
MVA INVOLVING ATV														1
MVA INVOLVING BUILDING											1			1
MVA INVOLVING BUS		1	2					1		1				5
MVA ROLL OVER	1	1	4	1			5	3		4		3		21
MVA UNCONSCIOUS			1										4	6
O.B.			1	2			1	3	1	1			2	13
OVERDOSE	4	3	3	5			8			5	5		1	34
OVERDOSE/POISONING	8	2	2	2			4	2		6				24
PAIN			1											1
PARTY	3	2	1	1		1				3	1	1		13
POSSIBLE D.O.A.	4		1				1			1		1	1	9
PROBLEM	4		2	8		2		4		6	6	2	6	38
PROBLEMS							2			2	2			6
PROBLEMS/AICD										1				2
PSYCHIATRIC	10	11	10	18		4	8	9		12	7	2	5	96
RESIDENTIAL FIRE	1	1	1			2		1		1		1		7
RESIDENTIAL FIRE MULT		1								1		1		3
RESIDENTIAL FIRE MULTI	3									1	1			5
RESPIRATORY	53	38	39	35		9	45	35	2	39	52	16	5	368
RESPIRATORY ARREST	1	1										2		4
SEIZURES	8	5	10	9		9	7	1	1	3	7	5	4	68
SHOOTING				1		3	4							8



**Division Harris County Emerg Corps**

**911 STATISTICS REPORT FOR PERIOD 09-01-21 to 09-30-21**

10/2/2021 10:18:18 AM Page 6 of 10

Response Description	M91	M92	M920	M93	M930	M931	M94	M940	M941	M95	M96	M97	M980	Total
STABBING	2	2		1			2	1		1				2
STABBING / SHOOTING										3	1			11
STROKE/CVA							2				2			4
STRUCTURE FIRE HIGH LIFE							1							1
UNCONSCIOUS PARTY	15	15	9	13			10	14		8	13	8	2	107
UNKNOWN PROBLEM	9	5	11	4			2	4		8	7	2	1	54
VEHICLE ACCIDENT	9	9	8	10	2	1	8	4		7	5	4	9	76
WITH ENTRAPMENT	2													4
WITH ROLLOVER	1	1									1			3
<b>Totals</b>	<b>304</b>	<b>271</b>	<b>256</b>	<b>289</b>	<b>14</b>	<b>40</b>	<b>236</b>	<b>236</b>	<b>14</b>	<b>234</b>	<b>306</b>	<b>167</b>	<b>103</b>	<b>2470</b>



**Division Harris County Emerg Corps**

**911 STATISTICS REPORT FOR PERIOD 09-01-21 to 09-30-21**

Transported To	TRANSPORT DESTINATION SUMMARY BY UNIT																	Total
	M91	M92	M920	M93	M930	M931	M94	M940	M941	M95	M96	M97	M980	Total				
BEN TAUB HOSPITAL	2	1	2				1					6		2	17			
CONROE REGIONAL MEDICAL CTR				1											1			
HCA ER 2477 WILLOWBROOK	1		2		1						1				5			
HCA ER FALLCREEK		4	7				10	12		1		20	2	56				
HCA HOUSTON ER 2477						1								1				
HCA HOUSTON ER 2777 CYFAIR	2		1								2			5				
HCA HOUSTON HEALTHCARE NORTHWEST	2	2	2	1					3	3				11				
HCA HOUSTON NORTH CYPRESS	1													1				
HCA KINGWOOD MEDICAL CENTER		1					2	2	1			2		13				
HEALTH ONE EMERGENCY CARE -KINGWOOD		1												1				
HOUSTON METHODIST EMERGENCY CARE CENTER SPRING	1												1	2				
HOUSTON METHODIST THE WOODLANDS									1					1				
HOUSTON NW	51	19	21	25		2	5	3	2	53	12	2	12	207				
KINGWOOD EMERGENCY CENTER	5	2	2				7	5				2	1	22				
KINGWOOD MEDICAL CENTER	2	16	18	1			17	32	1	1	1	13	3	104				
KINGWOOD URGENT CARE														1				
Lyndon B Johnson General Hospital	10	22	22	1			20	7	1	1		6	9	99				
MD ANDERSON CANCER CENTER	2						1					1		4				
MEMORIAL HERMANN 24-HR EMERGENCY CARE												5		5				
MEMORIAL HERMANN GREATER HEIGHTS	2	2	3								2			9				
MEMORIAL HERMANN HOSPITAL	6	1	5				7	2	1	1			1	28				
MEMORIAL HERMANN NORTHEAST	11	69	66	4			5	61	4	9	3	34	13	339				
MEMORIAL HERMANN PARC			1											1				
MEMORIAL HERMANN SUMMER CREEK EMERGENCY DEPARTMENT	1		1				3	1				6		12				
MEMORIAL HERMANN WOODLANDS	19	2	1	7	1		1	1		12	3		1	48				
METHODIST HOSPITAL	2	2	2				1				1			6				
METHODIST MEDICAL OFFICE BUILDING TOMBALL	2													2				
METHODIST WILLOWBROOK	42	7	6	56	3	11	1	4	1	8	76	1	8	224				
METHODIST WOODLANDS HOSPITAL	4		2	2			2	2		9	1			20				
ST JOSEPH'S HOSPITAL			1	1			1	2						5				
ST LUKE'S MEDICAL CENTER	1													2				
ST LUKE'S VINTAGE	25	1	2	38	1	8	2	2	4	4	50	3	5	139				
ST LUKE'S WOODLANDS	3	1							2					6				
TEXAS CHILDRENS HOSPITAL	1	1	2	1	1		1	1				1		9				
TEXAS CHILDRENS THE WOODLANDS CAMPUS	17	5	1	4		1	4		8	14	2	2	2	58				
TOMBALL REGIONAL HOSPITAL										3				3				
UNITED MEMORIAL MEDICAL CENTER										2				2				
Unspecified										1				1				
VETERANS AFFAIRS MEDICAL CENTER	1													1				
<b>Totals</b>	<b>201</b>	<b>169</b>	<b>164</b>	<b>149</b>	<b>6</b>	<b>23</b>	<b>152</b>	<b>144</b>	<b>9</b>	<b>114</b>	<b>181</b>	<b>99</b>	<b>60</b>	<b>1471</b>				



**Division** Harris County Emerg Corps

# 911 STATISTICS REPORT FOR PERIOD 09-01-21 to 09-30-21

10/2/2021 10:18:18 AM Page 8 of 10

Disposition	DISPOSITION SUMMARY BY UNIT																Total
	DB0	DB01	HCMD1	M91	M92	M920	M93	M930	M931	M94	M940	M941	M95	M96	M97	M980	
Non-EMS Disposition	154	123	6														283
Accidental Activation				1		3	1		1	3			1	4	1		15
Alternative Disposition							2									1	3
Call Cancelled				9	1	6	4		1	3			5	9	2	3	43
Call Cancelled, Call Referred									1								1
Call Complete				204	176	172	150	7	24	151	152	9	122	188	103	65	1523
Call Out of Territory										5			3			1	4
Call Referred				11	4	12	7		2	4	5		12	1	4	4	66
Call Referred to Air Ambulance																	1
Call Unfounded									1	4			1	2	1		17
Clear Hospital																	2
Death on Scene				3	3	2	2		2	3	3		3		1	1	20
Disregard				6	13	7	16		1	5	14		14	11	4	2	93
Disregard by Alarm Co				2													2
Fire - Call Complete				7	6	4	13	3	2	5	2		2	17	3	2	66
Fire - False Alarm																	1
Fire - False Alarm, No Medical										1							1
Fire - Fire Extinguished																	1
Fire - First Responder only																	1
Fire - Investigated No Hazard				2													2
Fire - Report Only																	1
Fire - Settled at Scene																	3
No Medical				3	5	7	5		1	1			9	5	2	3	41
No Patient Contact				2	2	2	3						2	1	1	2	14
Patient Gone on Arrival				6			2		1	2							12
Public Assist Only							1		1	1							4
Refusal AMA				50	55	33	79	3	7	56	45	5	56	57	41	19	506
Refusal Parental				1	2	4	3	1	4	2	2	3	7	1	1		28
<b>Totals</b>	<b>154</b>	<b>123</b>	<b>6</b>	<b>305</b>	<b>271</b>	<b>256</b>	<b>289</b>	<b>14</b>	<b>40</b>	<b>236</b>	<b>236</b>	<b>14</b>	<b>234</b>	<b>306</b>	<b>167</b>	<b>103</b>	<b>2754</b>



**Division Harris County Emerg Corps**

**911 STATISTICS REPORT FOR PERIOD 09-01-21 to 09-30-21**

10/2/2021 10:18:18 AM Page 9 of 10

Disposition	NO TRANSPORT DISPOSITION SUMMARY BY UNIT														Total
	M91	M92	M920	M93	M930	M931	M94	M940	M941	M95	M96	M97	M980	M980	
Accidental Activation	1		2				1	3		1	4	1			13
Alternative Disposition				2										1	3
Call Cancelled	9	1	6	2			1	2		4	8	2		3	38
Call Cancelled, Call Referred							1								1
Call Complete	9	7	10	4	1	1	4	11		9	6	3		4	69
Call Out of Territory										3				1	4
Call Referred	11	3	12	7		2	4	4		12	1	4		4	64
Call Referred to Air Ambulance						1	1	4		1	2	1			11
Call Unfounded		3	3	1											17
Clear Hospital					1										1
Death on Scene	3	3	2	2			2	3		3		1		1	20
Disregard	6	13	7	16		1	5	14		14	11	4		2	93
Disregard by Alarm Co	2														2
Fire - Call Complete	6	6	4	10	3	2	4	1		2	16	2		2	58
Fire - False Alarm											1				1
Fire - False Alarm, No Medical							1								1
Fire - Fire Extinguished								1							1
Fire - First Responder only										1					1
Fire - Investigated No Hazard	2														2
Fire - Report Only										1					1
Fire - Settled at Scene		1									1	1			3
No Medical	3	5	7	5			1	1		9	5	2		3	41
No Patient Contact	2	2	2	3			1			2	1	1		2	14
Patient Gone on Arrival	6			2		1	2				1				12
Public Assist Only			1	1		1	1								4
Refusal AMA	48	55	33	79	3	7	56	45	5	56	57	41		19	504
Refusal Parental	1	2	4	3		1	4	2		3	7	1		1	28
<b>Totals</b>	<b>107</b>	<b>101</b>	<b>93</b>	<b>137</b>	<b>8</b>	<b>17</b>	<b>88</b>	<b>92</b>	<b>5</b>	<b>120</b>	<b>122</b>	<b>65</b>	<b>42</b>	<b>42</b>	<b>997</b>



**Division Harris County Emerg Corps**

**911 STATISTICS REPORT FOR PERIOD 09-01-21 to 09-30-21**

10/2/2021 10:18:18 AM Page 10 of 10

**MUTUAL AID PROVIDED BY YOUR DISTRICT**

Incident ID	Date	Time	Unit	Problem	Provided To	Map	Call Disposition
21-09-44618	09/02/2021	19:26:19	STROKE	28C01J CVA NOT ALERT	Westfield FD	414S	CALL COMPLETE
21-09-44631	09/02/2021	21:18:23	M96	23B01 OVERDOSE	CC-Cypress Creek EMS	331W	DISREGARD
21-09-44635	09/02/2021	21:28:43	M94	31C2 UNCONSCIOUS PARTY	CC-Cypress Creek EMS	329V	REFUSAL AMA
21-09-44684	09/03/2021	03:22:01	M940	MOTOR VEHICLE ACCIDENT	HC-Agency Unknown	415J	CALL REFERRED
21-09-45393	09/06/2021	15:00:31	M97	26C02 MEDICAL CALL	Atascocita FD	377G	CALL COMPLETE
21-09-46473	09/11/2021	22:10:10	M93	31D3 UNCONSCIOUS PARTY	CC-Cypress Creek EMS	370C	DISREGARD
21-09-46729	09/13/2021	11:59:26	PPE	23D021 OVERDOSE	Eastex FD	375U	CALL COMPLETE
21-09-46889	09/14/2021	06:06:39	M92	MOTOR VEHICLE ACCIDENT	CC-Cypress Creek EMS	292R	DISREGARD
21-09-47020	09/14/2021	17:56:12	M940	UNCONSCIOUS PARTY	HC-Agency Unknown	335Y	CALL COMPLETE
21-09-47137	09/15/2021	10:01:33	M97	RESPIRATORY	HC-Agency Unknown	335Z	CALL COMPLETE
21-09-47326	09/16/2021	09:19:53	PPE	9E02 FULL ARREST	Eastex FD	374V	CALL COMPLETE
21-09-47654	09/18/2021	02:36:37	M920	29B1 MOTOR VEHICLE ACCIDENT	CC-Cypress Creek EMS	333J	CALL COMPLETE
21-09-47654	09/18/2021	02:36:37	M95	29B1 MOTOR VEHICLE ACCIDENT	CC-Cypress Creek EMS	333J	CALL COMPLETE
21-09-48027	09/19/2021	22:16:14	STROKE	6D01 RESPIRATORY	Westfield FD	414G	CALL COMPLETE
21-09-48028	09/19/2021	22:25:54	STROKE	FULL ARREST	Manvel EMS	652E	CALL COMPLETE
21-09-48144	09/20/2021	14:58:38	9910	MOTOR VEHICLE ACCIDENT	Eastex FD	375Y	CALL COMPLETE
21-09-48307	09/21/2021	11:50:02	CHP1	10A01 CARDIAC	Eastex FD	374W	REFUSAL AMA
21-09-48438	09/22/2021	09:22:58	M94	5A01 MEDICAL CALL	Atascocita FD	337X	CALL COMPLETE
21-09-48439	09/22/2021	09:23:04	M97	17A02 INJ. PARTY FROM A FALL	Atascocita FD	378A	REFUSAL AMA
21-09-48442	09/22/2021	09:42:28	M940	17D04 INJ. PARTY FROM A FALL	Atascocita FD	377G	FIRE - CALL COMPLETE
21-09-48442	09/22/2021	09:42:28	M97	17D04 INJ. PARTY FROM A FALL	Atascocita FD	377G	FIRE - CALL COMPLETE
21-09-48457	09/22/2021	11:16:20	M94	FULL ARREST	HC-Agency Unknown	335Z	CALL COMPLETE
21-09-48677	09/23/2021	14:32:38	M94	MEDICAL CALL	HC-Agency Unknown	375L	CALL REFERRED
21-09-48934	09/24/2021	16:40:13	M97	31D2 UNCONSCIOUS PARTY	Atascocita FD	377D	CALL COMPLETE
21-09-48939	09/24/2021	16:53:08	M92	9E01 FULL ARREST	Atascocita FD	377A	DEATH ON SCENE
21-09-49023	09/25/2021	00:19:10	M97	28A11 MEDICAL CALL	Atascocita FD	377J	REFUSAL AMA
21-09-49295	09/28/2021	16:45:11	M930	29A02V MOTOR VEHICLE ACCIDENT	CC-Cypress Creek EMS	370T	REFUSAL AMA
21-09-49692	09/29/2021	07:39:22	M97	4D03A ASSAULT	Atascocita FD	376M	CALL COMPLETE
21-09-50026	09/30/2021	19:59:14	M97	6C01 RESPIRATORY	Atascocita FD	377J	CALL REFERRED TO AIR AMBULANCE

**Total Mutual Aid Responses Provided By Your District: 27**

**MUTUAL AID PROVIDED TO YOUR DISTRICT**

\*\* None Received \*\*

**HARRIS COUNTY EMERGENCY CORPS**  
**BUDGET VS ACTUAL**  
**Month and Year to Date Ending 9/30/2021**

	September			2021YTD		
	Actual	Budget	Variance	Actual	Budget	% Variance
<b>REVENUE</b>						
Ambulance Services, Net	\$ 1,954,219	\$ 1,636,518	\$ 317,701	\$ 18,025,319	\$ 14,728,665	\$ 3,296,654 22.4%
Dispatch Services	\$ 31,698	\$ 31,856	\$ (158)	\$ 319,586	\$ 286,701	\$ 32,885 11.5%
Special Events	\$ 96,808	\$ 82,907	\$ 13,902	\$ 933,935	\$ 746,160	\$ 187,775 25.2%
Training and Education	\$ 2,110	\$ 2,500	\$ (391)	\$ 10,500	\$ 22,500	\$ (12,000) (53.3%)
Grant/Deployment Revenue	\$ 37,831	-	\$ 37,831	\$ 170,981	-	\$ 170,981 0.0%
Misc/Investment Revenue	\$ 1,622	\$ 4,123	\$ (2,501)	\$ 96,769	\$ 37,104	\$ 59,665 160.8%
<b>TOTAL REVENUE</b>	<b>\$ 2,124,288</b>	<b>\$ 1,757,904</b>	<b>\$ 366,384</b>	<b>\$ 19,557,090</b>	<b>\$ 15,821,130</b>	<b>\$ 3,735,960 23.6%</b>
<b>EXPENSES</b>						
Payroll	\$ 1,062,890	\$ 1,023,142	\$ 39,748	\$ 10,053,397	\$ 9,208,280	\$ 845,118 9.2%
Business Expenses	\$ 15,501	\$ 21,342	\$ (5,840)	\$ 137,355	\$ 192,075	\$ (54,720) (28.5%)
Books/Subscriptions/Memberships	\$ 392	\$ 1,399	\$ (1,007)	\$ 10,926	\$ 12,592	\$ (1,666) (13.2%)
Computer Support	\$ 32,365	\$ 33,125	\$ (760)	\$ 315,231	\$ 298,125	\$ 17,106 5.7%
Contract Services	\$ 62,910	\$ 42,833	\$ 20,077	\$ 403,749	\$ 385,500	\$ 18,249 4.7%
Depreciation/Amortization	\$ 47,712	-	\$ 47,712	\$ 338,748	-	\$ 338,748 0.0%
Education/Tuition	\$ 9,093	\$ 6,683	\$ 2,410	\$ 56,738	\$ 60,150	\$ (3,412) (5.7%)
Fuel	\$ 29,071	\$ 17,500	\$ 11,571	\$ 197,552	\$ 157,500	\$ 40,052 25.4%
Furniture/Equipment, Non-Capital	\$ 17,533	\$ 11,638	\$ 5,894	\$ 95,971	\$ 104,745	\$ (8,774) (8.4%)
Employee-Related Expenses	\$ 10,089	\$ 17,250	\$ (7,161)	\$ 128,822	\$ 155,250	\$ (26,428) (17.0%)
Insurance	\$ 253,016	\$ 237,785	\$ 15,231	\$ 2,335,605	\$ 2,140,068	\$ 195,537 9.1%
Marketing	\$ (4,800)	\$ 1,250	\$ (6,050)	\$ 4,745	\$ 11,250	\$ (6,505) (57.8%)
Med Supp/Oxygen/Emergency	\$ 26,689	\$ 50,250	\$ (23,561)	\$ 465,067	\$ 452,250	\$ 12,817 2.8%
Office Supplies/Consumables	\$ 9,258	\$ 7,583	\$ 1,675	\$ 77,773	\$ 68,250	\$ 9,523 14.0%
Printing/Mailing	\$ 1,079	\$ 583	\$ 496	\$ 4,921	\$ 5,250	\$ (329) (6.3%)
Rents/Rentals	\$ 55,325	\$ 55,182	\$ 143	\$ 487,539	\$ 496,637	\$ (9,097) (1.8%)
Repair/Maintenance	\$ 29,997	\$ 31,000	\$ (1,003)	\$ 312,437	\$ 279,000	\$ 33,437 12.0%
Travel/Meetings	\$ 11,843	\$ 17,333	\$ (5,490)	\$ 116,511	\$ 156,000	\$ (39,489) (25.3%)
Uniforms	\$ 10,652	\$ 9,812	\$ 839	\$ 103,585	\$ 88,312	\$ 15,273 17.3%
Utilities/Telecommunication	\$ 41,678	\$ 28,833	\$ 12,845	\$ 351,866	\$ 259,500	\$ 92,366 35.6%
<b>TOTAL EXPENSES</b>	<b>\$ 1,722,293</b>	<b>\$ 1,614,523</b>	<b>\$ 107,768</b>	<b>\$ 15,998,538</b>	<b>\$ 14,530,734</b>	<b>\$ 1,467,804 10.1%</b>
<b>CHANGES IN NET ASSETS BEFORE GAINS/LOSSES</b>	<b>\$ 401,995</b>	<b>\$ 143,381</b>	<b>\$ 258,616</b>	<b>\$ 3,558,552</b>	<b>\$ 1,290,396</b>	<b>\$ 2,268,156 175.8%</b>
Gains/Losses	\$ -	\$ -	\$ -	\$ 123,343	\$ -	\$ 123,343 0.0%
<b>CHANGES IN NET ASSETS</b>	<b>\$ 401,995</b>	<b>\$ 143,381</b>	<b>\$ 258,616</b>	<b>\$ 3,681,895</b>	<b>\$ 1,290,396</b>	<b>\$ 2,391,498 185.3%</b>

For Internal Management Use Only

**HARRIS COUNTY EMERGENCY CORPS.  
STATEMENT OF FINANCIAL POSITION  
As of 9/30/2021**

	8/31/2021	9/30/2021
<b>ASSETS</b>		
<i>Current Assets</i>		
Cash and Cash Equivalents	\$ 6,068,745	\$ 8,218,800
Accounts Receivable, Net	\$ 10,129,235	\$ 8,306,402
Prepays	\$ 211,743	\$ 282,755
Other Assets - Short Term	\$ -	\$ -
<b>Total Current Assets</b>	<b>\$ 16,409,723</b>	<b>\$ 16,807,957</b>
<i>Fixed Assets</i>		
Furniture & Equipment	\$ 2,109,219	\$ 2,118,929
Software	\$ 925,508	\$ 925,508
Vehicles	\$ 2,108,888	\$ 2,108,888
Leasehold Improvements	\$ 662,572	\$ 662,572
Work in Process	\$ 15,657	\$ 15,657
Buildings	\$ 578,859	\$ 578,859
Land & Land Improvements	\$ 593,075	\$ 593,075
Customer Accounts	\$ 331,655	\$ 331,655
Accumulated Depreciation/Amortization	\$ (4,424,247)	\$ (4,471,960)
<b>Total Fixed Assets</b>	<b>\$ 2,901,186</b>	<b>\$ 2,863,183</b>
<i>Other Assets</i>		
Security Deposits	\$ 2,054,264	\$ 2,052,244
Deferred Loss on Lease Term - Long Term	\$ -	\$ -
<b>TOTAL ASSETS</b>	<b>\$ 21,365,173</b>	<b>\$ 21,723,384</b>
<b>LIABILITIES &amp; EQUITY</b>		
<i>Liabilities</i>		
Accounts Payable	\$ 306,645	\$ 240,895
Payroll	\$ 607,942	\$ 652,022
NP - BBVA - Short Term	\$ -	\$ -
Other Liabilities Short Term	\$ 22,697	\$ 584
<b>Total Current Liabilities</b>	<b>\$ 937,284</b>	<b>\$ 893,501</b>
<i>Long Term Liabilities</i>		
NP - BBVA Long Term	\$ -	\$ -
Other Liabilities - Long Term	\$ 265,352	\$ 265,352
<b>Long Term Liabilities</b>	<b>\$ 265,352</b>	<b>\$ 265,352</b>
<b>Total Liabilities</b>	<b>\$ 1,202,636</b>	<b>\$ 1,158,853</b>
<i>Net Assets</i>		
Unrestricted Net Assets	\$ 16,882,638	\$ 16,882,638
Change in Net Assets	\$ 3,279,901	\$ 3,681,894
<b>Total Net Assets</b>	<b>\$ 20,162,539</b>	<b>\$ 20,564,532</b>
<b>TOTAL LIABILITIES &amp; EQUITY</b>	<b>\$ 21,365,175</b>	<b>\$ 21,723,385</b>

For Internal Management Use Only