



HARRIS COUNTY EMERGENCY SERVICES DISTRICT #1

BOARD OF COMMISSIONERS
SPECIAL MEETING

Meeting Date: Tuesday, September 28, 2021
Meeting Time: 9:00 a.m.
Posting Date: Tuesday, September 21, 2021

Location: 2800 Aldine Bender
Houston, Texas 77032

AGENDA

1. Call to order
2. Moment of Silence and Pledge of Allegiance
3. Roll Call of Commissioners
4. Adoption of agenda
5. Open Forum*
6. Public hearing on proposed tax increase
7. Adjourn to closed session
 - a. Meeting closed for the purposes to deliberate the appointment, employment, evaluation, reassignment, duties, discipline, or dismissal of a public employee, up to and including Commissioners, Executive Director, Director(s) and potential appointees to the Board of Commissioners - Tex. Gov't Code § 551.074(a) (1).
 - b. Confer with attorney re: pending or threatened litigation - Tex. Gov't Code § 551.071(1) (A).
 - c. Receive advice from attorney regarding legal issues - Tex. Gov't Code § 551.071(2).
 - d. Discussion regarding the purchase, exchange, lease, or value of real property - Tex. Gov't Code § 551.072.
8. Possible action on closed session
9. Adjourn

APPROVED
Document approved by Harris County ESD-1
Board of Commissioners

By a Majority Vote

on 9-28-21 (Date)

[Signature]
President of ESD-1

[Signature]
Secretary of ESD-1

HARRIS COUNTY EMERGENCY SERVICES
DISTRICT #1

[Signature]

Caryn Papantonakis
Attorney for the District



SEAL

*Persons wishing to speak before the board may speak one time only and will be limited to 5 minutes per speaker



Harris County Emergency Services District 1

2800 Aldine Bender Road
Houston, Texas 77032

**SPECIAL BOARD MEETING
September 28, 2021
ROLL CALL OF COMMISSIONERS**

- CATHY SUNDAY, PRESIDENT**
on phone
- SHIRLEY REED, VICE PRESIDENT**
- FRED SCIBUOLA, TREASURER**
- VIRGINIA BAZAN, SECRETARY**
- PETE SERNA, ASSISTANT TREASURER**
- CARYN PAPANTONAKIS, LEGAL COUNSEL TO BOARD**
- MELISSA MORTON, CPA TO THE BOARD**

~~~~~

- JEREMY HYDE, HCEC PRESIDENT**
- HEATH WHITE, HCEC VP OF OPERATIONS**
- KEIR VERNON, HCEC VP OF ADMINISTRATION**
- MARK SMITH, HCEC GENERAL COUNSEL**

Office: (281) 449-3131  
Fax: (281) 227-3335  
Email: [info@hcesd-1.org](mailto:info@hcesd-1.org)





HARRIS COUNTY EMERGENCY SERVICES DISTRICT #1

BOARD OF COMMISSIONERS  
REGULAR MEETING

Meeting Date: Tuesday September 28, 2021  
Meeting Time: 9:15 a.m.  
Posting Date: Tuesday, September 21, 2021

Location: 2800 Aldine Bender Road  
Houston, Texas 77032

AGENDA

1. Call to order
2. Moment of Silence and Pledge of Allegiance
3. Roll Call of Commissioners
4. Adoption of agenda
5. Open Forum\*
6. Open Comments from the Board of Commissioners
7. Review and possibly approve all Meeting Minutes
8. Report from Building Committee
9. Possible action on Building Committee report
10. Discuss and possibly approve the Morton Accounting Services' monthly report and authorize payment of bills
11. Possible action on The Morton Accounting Services' monthly report
12. Discuss and possibly approve 2022 budget
13. Discuss and possibly approve setting tax rate, posting notice, setting hearing and adopting the rate
14. Discuss and possibly approve purchase of fleet vehicles
15. Harris County Emergency Corps Report (JH)
16. Possible action on Harris County Emergency Corps Report
17. Adjourn to closed session
  - a. Meeting closed for the purposes to deliberate the appointment, employment, evaluation, reassignment, duties, discipline, or dismissal of a public employee, up to and including Commissioners, Executive Director, Director(s) and potential appointees to the Board of Commissioners - Tex. Gov't Code § 551.074(a) (1).
  - b. Confer with attorney re: pending or threatened litigation - Tex. Gov't Code § 551.071(1) (A).
  - c. Receive advice from attorney regarding legal issues - Tex. Gov't Code § 551.071(2).
  - d. Discussion regarding the purchase, exchange, lease, or value of real property - Tex. Gov't Code § 551.072.
18. Possible action on closed session
19. Announce next Board meeting
20. Adjourn

**APPROVED**  
 Document approved by Harris County ESD-1  
 Board of Commissioners  
 By a Majority Vote  
 on 9/28/2021 (Date)  
 President of ESD-1  
 Secretary of ESD-1

HARRIS COUNTY EMERGENCY SERVICES  
DISTRICT #1

  
Caryn Papantonakis  
Attorney for the District



SEAL

\*Persons wishing to speak before the board may speak one time only and will be limited to 5 minutes per speaker



**Harris County Emergency Services District 1**  
2800 Aldine Bender Road  
Houston, Texas 77032

**REGULAR BOARD MEETING  
September 28, 2021  
ROLL CALL OF COMMISSIONERS**

- CATHY SUNDAY, PRESIDENT  
*(on phone)*
- SHIRLEY REED, VICE PRESIDENT
- FRED SCIBUOLA, TREASURER
- VIRGINIA BAZAN, SECRETARY
- PETE SERNA, ASSISTANT TREASURER
- CARYN PAPANTONAKIS, LEGAL COUNSEL TO BOARD
- MELISSA MORTON, CPA TO THE BOARD

~~~~~

- JEREMY HYDE, HCEC PRESIDENT
- HEATH WHITE, HCEC VP OF OPERATIONS
- KEIR VERNON, HCEC VP OF ADMINISTRATION
- MARK SMITH, HCEC GENERAL COUNSEL

Office: (281) 449-3131
Fax: (281) 227-3335
Email: info@hcesd-1.org



**HARRIS COUNTY EMERGENCY SERVICES DISTRICT #1
 BOARD OF COMMISSIONERS
 REGULAR MEETING
 MINUTES – August 31, 2021**

APPROVED
 Document approved by Harris County ESD-1
 Board of Commissioners
 By a Majority Vote
 on 9/29/2021 (Date)

 President of ESD-1 Secretary of ESD-1

1. **Call to Order:** Shirley Reed called the meeting to order at 9:03 am.
2. **Moment of Silence and Pledge of Allegiance:** Shirley Reed called for a moment of silence at 9:03 am. The Pledge of Allegiance was omitted due to conference call attendees.
3. **Roll Call of Commissioners:** Present at call to order were HCESD-1 Commissioners, Vice President Shirley Reed, Secretary Virginia Bazan, Treasurer Fred Scibuola, Asst. Treasurer Pete Serna, and Melissa Morton with Morton Accounting Services along with Legal Counsel Caryn Papantonakis. Also present were Harris County Emergency Corps (HCEC) personnel: President Jeremy Hyde, Vice President of Operations Heath White, Vice President of Administration Keir Vernon, and Executive Administrative Asst. Michelle Sterling along with Legal Counsel Mark Smith. President Cathy Sunday was not present.
4. **Adoption of Agenda:** Fred Scibuola made a motion to adopt the agenda as amended (moving item #13 to #8 due to time restrictions). Virginia Bazan seconded. Motion carried.
5. **Open Forum:** None.
6. **Open Comments from the Board of Commissioners:** Virginia Bazan noted that she is proud of the service HCEC provides. She commended Jeremy Hyde for assisting her in a recent hospital issue with her family member.
7. **Review and possibly approve all Meeting Minutes:** Motion to approve all meeting minutes as presented was made by Fred Scibuola. Motion carried.
8. **Report from Building Committee:** Jeremy Hyde stated that there have been no change since last month regarding the air conditioning issues. There is no completion at this time.
9. **Possible action on Building Committee report:** None
10. **Approve The Morton Accounting Services' monthly report and authorize payment of bills:** At the beginning of July, the Harris County Emergency Services District No 1 (HCESD No 1) beginning Operating Fund Balance was \$14,095,058. During the month, HCESD No 1 received \$62,028 in revenue – the majority of which came from the county tax receipts. HCESD No 1 processed \$1,403,556 in disbursements during the month. 99% of this balance are payments to HCEC for monthly services (\$1,392,739). The ending balance as of July 31, 2021 is \$12,753,530. During July, the opening balance for the Texas Class investment account was \$193,566. We received \$2.91 in interest. The current interest rate is 0.0199%. There was a transfer of \$190,000 to the Prosperity Money Market account. The ending balance for July was \$3,569. The invoices pending board approval total \$1,678,904. Motion to approve The Morton Accounting services report and to authorize payment of bills was made by Fred Scibuola. Motion carried.

11. **Possible action on The Morton Accounting Services' monthly report:** None.
12. **Discuss and possibly approve 2022 budget:** Tabled. Draft budget is not available for review. Draft will be sent to Fred Scibuola and Pete Serna in September.
13. **Discuss and possibly approve setting tax rate, posting notice, setting hearing and adopting the rate:** Melissa Morton states that the tax roll was received from the county and with that came a proposed tax rate of .094314. Last year's tax rate was .097210. The steps needed are to set a hearing date and then approve the tax rate. There is \$19.8 million proposed revenue with the new tax rate. The tax rate will decrease but the tax revenue will increase. The budget will be available at the time of the tax approval. Motion was made by Fred Scibuola to give permission to Melissa Morton to publish the tax rate of .094314 in the newspaper and approve tax hearing on September 28 at 9:00 am. Motion carried.
14. **Harris County Emergency Corps Report:** HCEC report was given by Mr. Hyde as follows:
 - HCEC responded to 2035 911 calls this month, compared to 1934 in the previous month. Response time is 7:55.
 - HCEC held our trimester CE in August. Our credentialed Paramedics received some hands-on education during this event. It was held in a safe, responsible manner.
 - HCEC began our whole blood program this month following the education. HCEC is now able to deliver blood products to our patients in need.
 - HCEC has a state license inspection scheduled in September. It should go smoothly.
 - HCEC is promoting the COVID vaccine and giving our employees \$500 to get fully immunized.
 - HCEC received the American Heart Association Gold Plus recognition. It is the highest cardiac level to receive.
 - Vehicle Accidents: 0
 - Vehicle Maintenance Reports: 10
15. **Possible action on Harris County Emergency Corps Report:** None.
16. **Adjourn to closed session:** None.
17. **Possible action on closed session:** None.
18. **Announce next Board meeting:** The Regular Board of Commissioners meeting will be held on Tuesday, September 28, 2021 at 9:15 am.
19. **Adjourn:** Fred Scibuola made a motion to adjourn. Motion carried. Meeting adjourned at 9:29 am.



**HCESD No 1 Monthly Financial Report Summary
September Board Meeting
Tuesday, September 28, 2021**

At the beginning of August, the Harris County Emergency Services District No 1 (HCESD No 1) beginning Operating Fund Balance was \$12,753,530. During the month, HCESD No 1 received \$212,792 in revenue – the majority of which came from the county tax receipts. HCESD No 1 processed \$1,678,904 in disbursements during the month. 97% of this balance are payments to HCEC for monthly services (\$1,632,375). The ending balance as of August 31, 2021 is \$11,287,418.

During August, the opening balance for the Texas Class investment account was \$3,569. We received \$-0- in interest. The current interest rate is 0.0156%. The ending balance for August was \$3,569. See page 3 for “Investment” Report.

The invoices pending board approval total \$1,778,351. See page 4 for “Unpaid Bills Detail” report.

APPROVED
Document approved by Harris County ESD-1
Board of Commissioners
By a Majority Vote
on 9/28/2021 (Date)

President of ESD-1 
Secretary of ESD-1

**Harris County ESD No 1
General Operating Fund
As of August 31, 2021**

General Operating Fund

BEGINNING BALANCE: 12,753,530.08

REVENUE

Deposits	136,610.90	Tax and Receivable Revenue	
Interest	2,704.17	Savings Interest	
Safe D	40.00	Reversal of check for class	
Lemons Auctioneer	73,437.00	TX Class Interest	
Total Revenue			212,792.07

DISBURSEMENTS

ACH Caryn Papantonakis	6,000.00	Legal	
ACH Fred Scibuola	600.00	Commissioner Reimbursement	
ACH HCEC	1,632,375.00	Monthly Payment	
ACH Harris County Appraisal Dist	34,815.00	Quarterly Fee	
ACH Oak Interactive LLC	900.00	Website Maint	
ACH Shirley Reed	750.00	Commissioner Reimbursement	
ACH The Morton Accounting Service	3,464.15	CPA	
Total Disbursements			1,678,904.15

ENDING BALANCE: **11,287,418.00**

8/31/2021

LOCATION OF ASSETS	Interest Rate	Balance
Prosperity Operating		79,335.20
Prosperity Money Mkt	0.2500%	11,204,513.88
Texas Class	0.0199%	3,568.92
Total Account Balance		11,287,418.00

Harris County ESD No. 1 - GOF
Unpaid Bills Detail
As of September 24, 2021

Type	Date	Num	Memo	Due Date	Open Balance
Caryn Papantonakis					
Bill	09/11/2021		Legal Fees	09/21/2021	6,000.00
Total Caryn Papantonakis					6,000.00
Chastang Ford					
Bill	09/20/2021	2021 Ford Exp	2021 Expedition VIN 1FMJU1FT4MEA59220	09/30/2021	38,187.00
Total Chastang Ford					38,187.00
Fred A Scibuola					
Bill	09/21/2021	Aug/Sept Reimb	Aug 31 - Sept 21, 2021 Reimbursement	10/01/2021	600.00
Total Fred A Scibuola					600.00
HCEC					
Bill	08/31/2021	2407	Aug 2021	09/10/2021	1,717,787.00
Total HCEC					1,717,787.00
Houston Chronicle					
Bill	09/24/2021	20014680	Legal Notices & Filing Fees - 2022 Tax Rate Pu...	10/04/2021	11,746.94
Total Houston Chronicle					11,746.94
Oak Interactive, LLC					
Bill	08/31/2021	13016	Monthly Website Maintenance - Aug	09/10/2021	450.00
Total Oak Interactive, LLC					450.00
The Morton Accounting Services					
Bill	08/31/2021	2231	August CPA Services	09/10/2021	3,059.61
Total The Morton Accounting Services					3,059.61
Victor Insurance Managers Inc					
Bill	09/20/2021	Pete Serna 3 Y...	Bond - Commissioner Serna 3YR Bond to 9.18.24	09/30/2021	520.00
Total Victor Insurance Managers Inc					520.00
TOTAL					1,778,350.55

Harris County ESD No. 1 - GOF Profit & Loss Budget vs. Actual January through August 2021

	Jan - Aug 21	Budget	\$ Over Budget	% of Budget
Ordinary Income/Expense				
Income				
41000 · Service Revenue	420,424.00	630,636.00	-210,212.00	66.7%
42000 · Tax Revenues	7,563,461.63	18,201,680.00	-10,638,218.37	41.6%
43000 · Other Income				
43100 · Miscellaneous Income	0.60	5,000.00	-4,999.40	0.0%
43150 · Proceeds from Sale of Asset	0.00	2,000.00	-2,000.00	0.0%
43200 · Donations & Contributions	5,305.62	7,200.00	-1,894.38	73.7%
43700 · Interest Earned on Temp. Invest	27,915.55	75,000.00	-47,084.45	37.2%
Total 43000 · Other Income	33,221.77	89,200.00	-55,978.23	37.2%
Total Income	8,017,107.40	18,921,516.00	-10,904,408.60	42.4%
Gross Profit	8,017,107.40	18,921,516.00	-10,904,408.60	42.4%
Expense				
143502 · Commissions Paid from Levy	55,949.13	75,000.00	-19,050.87	74.6%
162800 · Facilities & Equipment (DNU)	5,599.46	28,383.20	-22,783.74	19.7%
170000 · Capital Purchases	0.00	780,000.00	-780,000.00	0.0%
50000 · Commissioner Salaries and Wages	10,500.00	36,000.00	-25,500.00	29.2%
51000 · HCEC Program Expense	12,418,372.00	17,473,613.00	-5,055,241.00	71.1%
52000 · Contract Services (DNU)				
52100 · Accounting Fees	31,044.64	50,000.00	-18,955.36	62.1%
52200 · Audit Fees	17,075.00	18,000.00	-925.00	94.9%
52300 · Legal Fees	48,000.00	75,000.00	-27,000.00	64.0%
52350 · Outside Contract Services	18,347.60	100,000.00	-81,652.40	18.3%
52550 · Election Expense	73.12	10,000.00	-9,926.88	0.7%
Total 52000 · Contract Services (DNU)	114,540.36	253,000.00	-138,459.64	45.3%
53000 · Operations (DNU)				
53100 · Banking Fees	0.00	400.00	-400.00	0.0%
53150 · Dues & Subscriptions	5,149.00	11,000.00	-5,851.00	46.8%
53200 · Postage	7.40	300.00	-292.60	2.5%
53300 · Printing & Copying	39.15	250.00	-210.85	15.7%
53350 · Legal Notices & Filing Fees	694.01	14,000.00	-13,305.99	5.0%
53400 · Office Supplies	291.35	1,000.00	-708.65	29.1%
Total 53000 · Operations (DNU)	6,180.91	26,950.00	-20,769.09	22.9%
54000 · General and Admin Expenses				
54150 · Insurance - Gen Liab-Err & Omis	65,472.00	65,000.00	472.00	100.7%
54200 · Insurance - Treasurer's Bond	0.00	1,000.00	-1,000.00	0.0%
54300 · Other Costs (Contingency Funds)	0.00	1,500.00	-1,500.00	0.0%
54400 · HCAD Qtr Expenses	103,636.00	140,000.00	-36,364.00	74.0%
54450 · Depreciation Expense	0.00	1,250,000.00	-1,250,000.00	0.0%
54600 · Travel & Meetings	0.00	4,000.00	-4,000.00	0.0%
54650 · Conference, Conven & Meetings	40.00	6,000.00	-5,960.00	0.7%
54700 · Travel/Lodging	0.00	5,000.00	-5,000.00	0.0%
54800 · Repairs & Maintenance (DNU)	7,965.82			
Total 54000 · General and Admin Expenses	177,113.82	1,472,500.00	-1,295,386.18	12.0%
60000 · Interest Expense	66,509.04	135,519.44	-69,010.40	49.1%
61000 · Loan Costs	0.00	805,834.84	-805,834.84	0.0%
Total Expense	12,854,764.72	21,086,800.48	-8,232,035.76	61.0%
Net Ordinary Income	-4,837,657.32	-2,165,284.48	-2,672,372.84	223.4%
Other Income/Expense				
Other Income	73,437.00	0.00	73,437.00	100.0%
Net Other Income	73,437.00	0.00	73,437.00	100.0%
Net Income	-4,764,220.32	-2,165,284.48	-2,598,935.84	220.0%

Harris County ESD No. 1 - GOF
Balance Sheet Prev Year Comparison
As of August 31, 2021

	Aug 31, 21	Aug 31, 20	\$ Change	% Change
ASSETS				
Current Assets				
Checking/Savings				
11000 · Prosperity Operating Account	79,335.20	191,400.10	-112,064.90	-58.6%
11050 · Prosperity Money Mkt	11,204,513.88	14,104,678.60	-2,900,164.72	-20.6%
11100 · Cash in Bank	0.00	-1,256.26	1,256.26	100.0%
11350 · Texas Class Investment	3,568.92	693,213.09	-689,644.17	-99.5%
Total Checking/Savings	11,287,418.00	14,988,035.53	-3,700,617.53	-24.7%
Accounts Receivable	11.57	11.57	0.00	0.0%
Other Current Assets				
11500 · Accounts Receivable				
11510 · Current Taxes Receivables	8,029,540.39	6,488,878.96	1,540,661.43	23.7%
11520 · Delinquent Taxes Receivable	1,584,584.31	1,388,460.63	196,123.68	14.1%
11550 · Due from Tax Assessor	0.00	-0.60	0.60	100.0%
11590 · Allowance Doubtful Accts-Tax	-903,020.00	-903,020.00	0.00	0.0%
11500 · Accounts Receivable - Other	17,125.50	17,125.50	0.00	0.0%
Total 11500 · Accounts Receivable	8,728,230.20	6,991,444.49	1,736,785.71	24.8%
11600 · Fees for Services Receivable	23,607.72	23,676.94	-69.22	-0.3%
11800 · Prepaid Expense	587,315.42	39,848.00	547,467.42	1,373.9%
Total Other Current Assets	9,339,153.34	7,054,969.43	2,284,183.91	32.4%
Total Current Assets	20,626,582.91	22,043,016.53	-1,416,433.62	-6.4%
Fixed Assets				
15000 · Vehicle Assets				
15000 · Vehicle Assets	4,197,149.66	3,133,469.18	1,063,680.48	34.0%
16000 · Land				
16000 · Land	1,578,901.33	1,578,901.33	0.00	0.0%
17000 · Furniture and Equipment				
17000 · Furniture and Equipment	6,160,707.87	6,036,008.13	124,699.74	2.1%
18000 · Building and Improvements				
18000 · Building and Improvements	16,215,209.85	15,173,476.15	1,041,733.70	6.9%
19000 · Accumulated Depreciation				
19000 · Accumulated Depreciation	-10,093,587.85	-8,709,866.56	-1,383,721.29	-15.9%
Total Fixed Assets	18,058,380.86	17,211,988.23	846,392.63	4.9%
Other Assets				
19500 · Call Center License				
19500 · Call Center License	800,000.00	800,000.00	0.00	0.0%
Total Other Assets	800,000.00	800,000.00	0.00	0.0%
TOTAL ASSETS	39,484,963.77	40,055,004.76	-570,040.99	-1.4%
LIABILITIES & EQUITY				
Liabilities				
Current Liabilities				
Accounts Payable				
Accounts Payable	1,721,690.96	1,793,742.38	-72,051.42	-4.0%
Other Current Liabilities				
12740 · Due To Construction	78,520.72	0.00	78,520.72	100.0%
22000 · Accrued Expenses	10,903.63	0.00	10,903.63	100.0%
23000 · Other Payables	19,048,117.04	17,879,361.16	1,168,755.88	6.5%
24000 · Current Notes Payable	444,786.08	318,541.09	126,244.99	39.6%
Total Other Current Liabilities	19,582,327.47	18,197,902.25	1,384,425.22	7.6%
Total Current Liabilities	21,304,018.43	19,991,644.63	1,312,373.80	6.6%
Long Term Liabilities				
25000 · Long Term Debt				
25000 · Long Term Debt	6,176,248.91	8,469,532.40	-2,293,283.49	-27.1%
Total Long Term Liabilities	6,176,248.91	8,469,532.40	-2,293,283.49	-27.1%

10:25 AM

09/24/21

Accrual Basis

Harris County ESD No. 1 - GOF
Balance Sheet Prev Year Comparison
As of August 31, 2021

	<u>Aug 31, 21</u>	<u>Aug 31, 20</u>	<u>\$ Change</u>	<u>% Change</u>
Total Liabilities	27,480,267.34	28,461,177.03	-980,909.69	-3.5%
Equity				
30000 · Opening Bal Equity	5,996,412.00	5,996,412.00	0.00	0.0%
30100 · Unassigned Fund Balance	9,357,504.72	8,434,930.54	922,574.18	10.9%
30400 · Unrestricted Net Assets	1,415,000.03	1,415,000.03	0.00	0.0%
Net Income	-4,764,220.32	-4,252,514.84	-511,705.48	-12.0%
Total Equity	<u>12,004,696.43</u>	<u>11,593,827.73</u>	<u>410,868.70</u>	<u>3.5%</u>
TOTAL LIABILITIES & EQUITY	<u>39,484,963.77</u>	<u>40,055,004.76</u>	<u>-570,040.99</u>	<u>-1.4%</u>

**Harris County ESD No. 1 - GOF
Profit & Loss Detail
January through August 2021**

09/24/21

Accrual Basis

Type	Date	Num	Adj	Name	Memo	Amount
Ordinary Income/Expense						
Income						
41000 · Service Revenue						
41100 · HCEC Ambulance Lease Revenue						
Bill	01/31/2021	2277		HCEC	Master Lease for Vehicles	7,000.00
Bill	02/28/2021	2294		HCEC	Master Lease for Vehicles	7,000.00
Bill	03/31/2021	2316		HCEC	Master Lease for Vehicles	7,000.00
Bill	04/30/2021	2339		HCEC	Master Lease for Vehicles	7,000.00
Bill	05/31/2021	2354		HCEC	Master Lease for Vehicles	7,000.00
Bill	06/30/2021	2371		HCEC	Master Lease for Vehicles	7,000.00
Bill	07/31/2021	2390		HCEC	Master Lease for Vehicles	7,000.00
Bill	08/31/2021	2407		HCEC	Master Lease for Vehicles	7,000.00
Total 41100 - HCEC Ambulance Lease Revenue						56,000.00
41200 · HCEC Property Lease Revenue						
Bill	01/31/2021	2277		HCEC	Original Agreement	45,553.00
Bill	02/28/2021	2294		HCEC	Original Agreement	45,553.00
Bill	03/31/2021	2316		HCEC	Original Agreement	45,553.00
Bill	04/30/2021	2339		HCEC	Original Agreement	45,553.00
Bill	05/31/2021	2354		HCEC	Original Agreement	45,553.00
Bill	06/30/2021	2371		HCEC	Original Agreement	45,553.00
Bill	07/31/2021	2390		HCEC	Original Agreement	45,553.00
Bill	08/31/2021	2407		HCEC	Original Agreement	45,553.00
Total 41200 - HCEC Property Lease Revenue						364,424.00
Total 41000 · Service Revenue						420,424.00
42000 · Tax Revenues						
42100 · Penalty & Interest						
Deposit	01/04/2021			Harris County Tax Office	Deliquent P&I	285.39
Deposit	01/07/2021			Harris County Tax Office	Deliquent P&I	989.70
Deposit	01/11/2021			Harris County Tax Office	Deliquent P&I	1,602.35
Deposit	01/12/2021			Harris County Tax Office	Deliquent P&I	904.25
Deposit	01/13/2021			Harris County Tax Office	Deliquent P&I	652.81
Deposit	01/14/2021			Harris County Tax Office	Deliquent P&I	323.48
Deposit	01/15/2021			Harris County Tax Office	Deliquent P&I	295.49
Deposit	01/15/2021			Harris County Tax Office	Deliquent P&I	37.77
Deposit	01/19/2021			Harris County Tax Office	Deliquent P&I	645.44
Deposit	01/21/2021			Harris County Tax Office	Deliquent P&I	116.91
Deposit	01/22/2021			Harris County Tax Office	Deliquent P&I	393.73
Deposit	01/25/2021			Harris County Tax Office	Deliquent P&I	687.00
Deposit	01/26/2021			Harris County Tax Office	Deliquent P&I	489.28
Deposit	01/27/2021			Harris County Tax Office	Deliquent P&I	2,380.77
Deposit	02/01/2021			Harris County Tax Office	Deliquent P&I	234.45
Deposit	02/04/2021			Harris County Tax Office	Deliquent P&I	2,622.18
Deposit	02/05/2021			Harris County Tax Office	Deliquent P&I	1,215.99
Deposit	02/09/2021			Harris County Tax Office	-MULTIPLE-	4,043.75
Deposit	02/10/2021			Harris County Tax Office	-MULTIPLE-	4,546.77
Deposit	02/11/2021			Harris County Tax Office	Deliquent P&I	55.06
Deposit	02/15/2021			Harris County Tax Office	-MULTIPLE-	5,671.69
Deposit	02/22/2021			Harris County Tax Office	-MULTIPLE-	2,850.84
Deposit	02/26/2021			Harris County Tax Office	-MULTIPLE-	2,120.50
Deposit	03/04/2021			Harris County Tax Office	-MULTIPLE-	3,268.36
Deposit	03/09/2021			Harris County Tax Office	-MULTIPLE-	2,185.02
Deposit	03/11/2021			Harris County Tax Office	-MULTIPLE-	144.27
Deposit	03/15/2021			Harris County Tax Office	-MULTIPLE-	10,587.66
Deposit	03/18/2021			Harris County Tax Office	-MULTIPLE-	3,522.38
Deposit	03/23/2021			Harris County Tax Office	-MULTIPLE-	4,311.17
Deposit	03/25/2021			Harris County Tax Office	-MULTIPLE-	3,142.35
Deposit	03/30/2021			Harris County Tax Office	-MULTIPLE-	5,604.43
Deposit	04/01/2021			Harris County Tax Office	-MULTIPLE-	4,543.54
Deposit	04/07/2021			Harris County Tax Office	-MULTIPLE-	156.98
Deposit	04/07/2021			Harris County Tax Office	-MULTIPLE-	5,117.69
Deposit	04/12/2021			Harris County Tax Office	-MULTIPLE-	7,926.02
Deposit	04/15/2021			Harris County Tax Office	-MULTIPLE-	2,902.31
Deposit	04/21/2021			Harris County Tax Office	-MULTIPLE-	3,789.65
Deposit	04/23/2021			Harris County Tax Office	-MULTIPLE-	2,115.00
Deposit	04/28/2021			Harris County Tax Office	-MULTIPLE-	2,606.84
Deposit	05/06/2021			Harris County Tax Office	-MULTIPLE-	4,543.37
Deposit	05/07/2021			Harris County Tax Office	-MULTIPLE-	141.38
Deposit	05/13/2021			Harris County Tax Office	-MULTIPLE-	6,865.50
Deposit	05/17/2021			Harris County Tax Office	-MULTIPLE-	2,055.49
Deposit	05/21/2021			Harris County Tax Office	-MULTIPLE-	2,234.78
Deposit	05/26/2021			Harris County Tax Office	-MULTIPLE-	2,917.82
Deposit	06/03/2021			Harris County Tax Office	-MULTIPLE-	4,609.51
Deposit	06/08/2021			Harris County Tax Office	-MULTIPLE-	142.07
Deposit	06/10/2021			Harris County Tax Office	-MULTIPLE-	4,978.71

10:18 AM

09/24/21

Accrual Basis

Harris County ESD No. 1 - GOF
Profit & Loss Detail
January through August 2021

Type	Date	Num	Adj	Name	Memo	Amount
Deposit	06/15/2021			Harris County Tax Office	-MULTIPLE-	5,046.89
Deposit	06/18/2021			Harris County Tax Office	-MULTIPLE-	6,018.93
Deposit	06/29/2021			Harris County Tax Office	-MULTIPLE-	3,963.36
Deposit	07/09/2021			Harris County Tax Office	-MULTIPLE-	7,484.79
Deposit	07/12/2021			Harris County Tax Office	-MULTIPLE-	154.53
Deposit	08/02/2021			Harris County Tax Office	Deliquent P&I	16,572.61
Deposit	08/11/2021			Harris County Tax Office	Deliquent P&I	115.51
Deposit	08/17/2021			Harris County Tax Office	Deliquent P&I	10,004.14
Deposit	08/20/2021			Harris County Tax Office	Deliquent P&I	1,053.14
Deposit	08/25/2021			Harris County Tax Office	Deliquent P&I	3,050.70
Deposit	08/27/2021			Harris County Tax Office	Deliquent P&I	1,433.49
Total 42100 · Penalty & Interest						178,475.99
42300 · Tax Revenue						
General J...	01/01/2021	CPA 2...	*	Harris County Appraisal District	Adjustment for Revenue received in 2021 related to 20...	-640,415.47
General J...	01/01/2021	CPA 2...	*	Harris County Tax Office	Adjustment for year end revenue adjustment	640,415.47
Deposit	01/04/2021			Harris County Tax Office	Current Levy	161,545.46
Deposit	01/07/2021			Harris County Tax Office	Current Levy	478,870.01
Deposit	01/11/2021			Harris County Tax Office	Current Levy	132,812.05
Deposit	01/12/2021			Harris County Tax Office	Current Levy	2,775,538.75
Deposit	01/13/2021			Harris County Tax Office	Current Levy	155,748.15
Deposit	01/14/2021			Harris County Tax Office	Current Levy	279,110.25
Deposit	01/15/2021			Harris County Tax Office	Current Levy	314,964.20
Deposit	01/15/2021			Harris County Tax Office	Current Levy	3,480.03
Deposit	01/19/2021			Harris County Tax Office	Current Levy	317,383.20
Deposit	01/21/2021			Harris County Tax Office	Current Levy	383,910.90
Deposit	01/22/2021			Harris County Tax Office	Current Levy	240,024.75
Deposit	01/25/2021			Harris County Tax Office	Current Levy	494,164.79
Deposit	01/26/2021			Harris County Tax Office	Current Levy	265,918.51
Deposit	01/27/2021			Harris County Tax Office	Current Levy	320,013.59
General J...	02/28/2021	CPA 2...	*		Accrual entry for annual revenue	1,061,501.00
Total 42300 · Tax Revenue						7,384,985.64
Total 42000 · Tax Revenues						7,563,461.63
43000 · Other Income						
43100 · Miscellaneous Income						
General J...	01/01/2021	CPA 2...	*	Harris County Tax Office	Adjustment for year end revenue adjustment	0.60
Total 43100 · Miscellaneous Income						0.60
43200 · Donations & Contributions						
Deposit	01/21/2021			Harris County Utility District No 15	Deposit	1,531.95
Deposit	06/14/2021			Harris County Utility District No 15	Deposit	3,773.67
Total 43200 · Donations & Contributions						5,305.62
43700 · Interest Earned on Temp. Invest						
Deposit	01/31/2021				Interest	2,761.67
Deposit	01/31/2021				Interest	40.94
Deposit	02/28/2021				Interest	4,080.88
Deposit	02/28/2021				Interest	7.75
Deposit	03/31/2021				Interest	6.15
Deposit	03/31/2021				Interest	4,490.83
Deposit	04/30/2021				Interest	3,914.41
Deposit	04/30/2021				Interest	7.09
Deposit	05/31/2021				Interest	3,716.47
Deposit	05/31/2021				Interest	8.83
Deposit	06/30/2021				Interest	5.78
Deposit	06/30/2021				Interest	3,268.05
Deposit	07/31/2021				Interest	2,899.62
Deposit	07/31/2021				Interest	2.91
Deposit	08/31/2021				Interest	2,704.17
Total 43700 · Interest Earned on Temp. Invest						27,915.55
Total 43000 · Other Income						33,221.77
Total Income						8,017,107.40
Gross Profit						8,017,107.40
Expense						
143502 · Commissions Paid from Levy						
Deposit	01/04/2021			Harris County Tax Office	Deposit	1,630.07
Deposit	01/07/2021			Harris County Tax Office	Deposit	4,811.54
Deposit	01/11/2021			Harris County Tax Office	Deposit	1,160.79
Deposit	01/12/2021			Harris County Tax Office	Deposit	27,814.65
Deposit	01/13/2021			Harris County Tax Office	Deposit	1,586.98

No assurance is provided on these financial statements

**Harris County ESD No. 1 - GOF
Profit & Loss Detail
January through August 2021**

09/24/21

Accrual Basis

Type	Date	Num	Adj	Name	Memo	Amount
Deposit	01/14/2021			Harris County Tax Office	Deposit	2,804.38
Deposit	01/15/2021			Harris County Tax Office	Deposit	3,165.81
Deposit	01/19/2021			Harris County Tax Office	Deposit	3,202.36
Deposit	01/21/2021			Harris County Tax Office	Deposit	3,845.55
Deposit	01/22/2021			Harris County Tax Office	Deposit	2,411.78
Deposit	01/25/2021			Harris County Tax Office	Deposit	4,974.00
Deposit	01/26/2021			Harris County Tax Office	Deposit	2,683.17
Deposit	01/27/2021			Harris County Tax Office	Deposit	3,286.09
Deposit	02/01/2021			Harris County Tax Office	Deposit	3,688.79
Deposit	02/24/2021			Harris County Tax Office	Deposit	-7,149.53
Deposit	02/26/2021			Harris County Tax Office	Adj Fee	1,949.30
Deposit	07/13/2021			Harris County Tax Office	Adj/fees	-6,907.37
Deposit	08/02/2021			Harris County Tax Office	Adj/Fees	617.17
Deposit	08/06/2021			Harris County Tax Office	Adj/Fees	-378.51
Deposit	08/17/2021			Harris County Tax Office	Adj/Fees	301.09
Deposit	08/20/2021			Harris County Tax Office	Adj/Fees	91.38
Deposit	08/25/2021			Harris County Tax Office	Adj/Fees	258.42
Deposit	08/27/2021			Harris County Tax Office	Adj/Fees	101.22
Total 143502 · Commissions Paid from Levy						55,949.13
162800 · Facilities & Equipment (DNU)						
162805 · Furniture/Equip - Non-Asset						
Bill	02/12/2021	47352...		DreamSeats LLC	Twin Beds (4), Bunk Beds (4), Rail and Ladder	3,099.46
Total 162805 · Furniture/Equip - Non-Asset						3,099.46
162840 · Equip Rental & Maintenance						
Bill	03/23/2021			Care Electrical & Comms Services	Install at 2800 Aldine Bender, 6199 Aldine Bender, 14...	2,500.00
Total 162840 · Equip Rental & Maintenance						2,500.00
Total 162800 · Facilities & Equipment (DNU)						5,599.46
50000 · Commissioner Salaries and Wages						
50250 · Commissioner Reimbursement						
Bill	02/12/2021	Reimb...		Shirley Reed	Reimbursement Request Jan 11 - February 11, 2021	900.00
Bill	02/12/2021	Jan/F...		Fred A Scibuola	Jan 1 - Feb 12,, 2021 Reimbursement	1,200.00
Bill	03/16/2021	Feb/M...		Fred A Scibuola	Feb 23 - March 15, 2021 Reimbursement	600.00
Bill	03/17/2021	Reim ...		Shirley Reed	Reimbursement Request February 15 - March 15, 2021	900.00
Bill	04/13/2021	March ...		Fred A Scibuola	March 30 - April 13, 2021 Reimbursement	600.00
Bill	04/14/2021	Reim ...		Shirley Reed	Reimbursement Request March 20 - April 1, 2021	600.00
Bill	05/18/2021	Apr/M...		Fred A Scibuola	April 14 - May 18, 2021 Reimbursement	900.00
Bill	05/19/2021	Reim ...		Shirley Reed	Reimbursement Request April 2 - May 18, 2021	1,200.00
Bill	06/24/2021	May/J...		Fred A Scibuola	May 19 - June 22, 2021 Reimbursement	600.00
Bill	06/30/2021	Reim ...		Shirley Reed	Reimbursement Request May 24 - June 28, 2021	1,050.00
Bill	07/20/2021	June/J...		Fred A Scibuola	June 28 - July 8, 2021 Reimbursement	600.00
Bill	07/31/2021	July/A...		Fred A Scibuola	July 9 - Aug 24, 2021 Reimbursement	600.00
Bill	08/25/2021	Reim ...		Shirley Reed	Reimbursement Request July 21 - August 11, 2021	750.00
Total 50250 · Commissioner Reimbursement						10,500.00
Total 50000 · Commissioner Salaries and Wages						10,500.00
51000 · HCEC Program Expense						
51100 · HCEC Contract Expense						
Bill	01/31/2021	2277		HCEC	Rate change to \$984.21 @ 1857 trips (less \$384,204)	1,443,474.00
Bill	02/28/2021	2294		HCEC	Rate change to \$984.21 @ 1859 trips (less \$224,838)	1,604,809.00
Bill	03/31/2021	2316		HCEC	Rate change to \$984.21 @ 1919 trips (less \$486,458)	1,402,241.00
Bill	04/30/2021	2339		HCEC	Rate change to \$984.21 @ 2036 trips (less \$474,060)	1,529,792.00
Bill	05/31/2021	2354		HCEC	Rate change to \$984.21 @ 1991trips (less \$422,066)	1,537,496.00
Bill	06/30/2021	2371		HCEC	Rate change to \$984.21 @ 1934 trips (less \$458,170)	1,445,292.00
Bill	07/31/2021	2390		HCEC	Rate change to \$984.21 @ 2035 trips (less \$317,939)	1,684,928.00
Bill	08/31/2021	2407		HCEC	Rate change to \$984.21 @ 2280 trips (less \$473,658)	1,770,340.00
Total 51100 · HCEC Contract Expense						12,418,372.00
Total 51000 · HCEC Program Expense						12,418,372.00
52000 · Contract Services (DNU)						
52100 · Accounting Fees						
Bill	01/31/2021	2179		The Morton Accounting Services	January CPA Services	4,094.66
Bill	02/28/2021	2187		The Morton Accounting Services	February CPA Services	4,523.86
Bill	03/31/2021	2199		The Morton Accounting Services	March CPA Services	5,187.43
Bill	04/30/2021	2205		The Morton Accounting Services	April CPA Services	4,050.45
Bill	05/31/2021	2214		The Morton Accounting Services	May CPA Services	3,508.03
Bill	06/30/2021	2223		The Morton Accounting Services	June CPA Services	3,163.99
Bill	07/31/2021	2226		The Morton Accounting Services	July CPA Services	3,460.96
Bill	08/31/2021	2231		The Morton Accounting Services	Aug CPA Services	3,055.26

Harris County ESD No. 1 - GOF
Profit & Loss Detail
 January through August 2021

Type	Date	Num	Adj	Name	Memo	Amount
Total 52100 · Accounting Fees						31,044.64
52200 · Audit Fees						
Bill	03/22/2021	17087...		Carr Riggs & Ingram	2020 Audit Billing - Interim	14,500.00
Bill	05/17/2021	17135...		Carr Riggs & Ingram	2020 Audit Billing - Final	2,575.00
Total 52200 · Audit Fees						17,075.00
52300 · Legal Fees						
Bill	01/11/2021			Caryn Papantonakis	Legal Fees	6,000.00
Bill	02/11/2021			Caryn Papantonakis	Legal Fees	6,000.00
Bill	03/11/2021			Caryn Papantonakis	Legal Fees	6,000.00
Bill	04/11/2021			Caryn Papantonakis	Legal Fees	6,000.00
Bill	05/11/2021			Caryn Papantonakis	Legal Fees	6,000.00
Bill	06/11/2021			Caryn Papantonakis	Legal Fees	6,000.00
Bill	07/11/2021			Caryn Papantonakis	Legal Fees	6,000.00
Bill	08/11/2021			Caryn Papantonakis	Legal Fees	6,000.00
Total 52300 · Legal Fees						48,000.00
52350 · Outside Contract Services						
Bill	01/31/2021	8201		AG CM Inc.	Project Management Support #97 - Jan 2021	9,372.60
Bill	03/15/2021	8270		AG CM Inc.	Project Management Support #97 - Feb 2021	3,575.00
Bill	04/06/2021	56900		Equitax Inc.	2020 Annual Tax True Up	3,200.00
Bill	04/12/2021	8311		AG CM Inc.	Project Management Support #97 - Mar 2021	2,200.00
Total 52350 · Outside Contract Services						18,347.60
52550 · Election Expense						
Bill	02/10/2021	211584		Radcliffe Bobbitt Adams Polley	Legal - Election and Litigation	73.12
Total 52550 · Election Expense						73.12
Total 52000 · Contract Services (DNU)						114,540.36
53000 · Operations (DNU)						
53150 · Dues & Subscriptions						
Bill	01/31/2021	12846		Oak Interactive, LLC	Monthly Website Maintenance	450.00
Bill	01/31/2021	2179		The Morton Accounting Services	Quickbooks Subscription	449.00
Bill	03/01/2021	12873		Oak Interactive, LLC	Monthly Website Maintenance - Feb	450.00
Bill	03/31/2021	12899		Oak Interactive, LLC	Monthly Website Maintenance - Mar	450.00
Bill	04/01/2021	2021 ...		SAFE-D	Safe-D Membership Renewal	1,100.00
Bill	04/30/2021	12917		Oak Interactive, LLC	Monthly Website Maintenance - April	450.00
Bill	05/31/2021	12944		Oak Interactive, LLC	Monthly Website Maintenance - May	450.00
Bill	07/01/2021	12967		Oak Interactive, LLC	Monthly Website Maintenance - June	450.00
Bill	07/31/2021	12988		Oak Interactive, LLC	Monthly Website Maintenance - July	450.00
Bill	08/31/2021	13016		Oak Interactive, LLC	Monthly Website Maintenance - Aug	450.00
Total 53150 · Dues & Subscriptions						5,149.00
53200 · Postage						
Bill	01/31/2021	2179		The Morton Accounting Services	Mailing 1099 forms	7.40
Total 53200 · Postage						7.40
53300 · Printing & Copying						
Bill	01/31/2021	2179		The Morton Accounting Services	Copies	4.35
Bill	02/28/2021	2187		The Morton Accounting Services	Copies	10.73
Bill	03/31/2021	2199		The Morton Accounting Services	Copies	6.09
Bill	04/30/2021	2205		The Morton Accounting Services	Copies	4.93
Bill	05/31/2021	2214		The Morton Accounting Services	Copies	2.90
Bill	06/30/2021	2223		The Morton Accounting Services	Copies	2.61
Bill	07/31/2021	2226		The Morton Accounting Services	Copies	3.19
Bill	08/31/2021	2231		The Morton Accounting Services	Copies	4.35
Total 53300 · Printing & Copying						39.15
53350 · Legal Notices & Filing Fees						
Bill	02/28/2021	20014...		Houston Chronicle	Public Hearing - Main News	694.01
Total 53350 · Legal Notices & Filing Fees						694.01
53400 · Office Supplies						
Bill	01/31/2021	2179		The Morton Accounting Services	-MULTIPLE-	291.35
Total 53400 · Office Supplies						291.35
Total 53000 · Operations (DNU)						6,180.91
54000 · General and Admin Expenses						
54150 · Insurance - Gen Liab-Err & Omis						
Bill	01/31/2021	20211...		VFIS of Texas	HARC0-1 Insurance Coverage - 1/1/21 to 12/31/21	65,134.00

10:18 AM

09/24/21

Accrual Basis

**Harris County ESD No. 1 - GOF
Profit & Loss Detail
January through August 2021**

Type	Date	Num	Adj	Name	Memo	Amount
Bill	03/08/2021	2021 I...		VFIS of Texas	HARC0-1 Insurance Coverage - 1/1/21 to 12/31/21 - A...	338.00
Total 54150 - Insurance - Gen Liab-Err & Omis						65,472.00
54400 - HCAD Qtr Expenses						
Bill	02/15/2021	PSI21...		Harris County Appraisal District	2nd Qtr Quarter 2021 Assessment	34,288.00
Bill	05/17/2021	PSI21...		Harris County Appraisal District	3rd Qtr Quarter 2021 Assessment	34,533.00
Bill	08/17/2021	PSI21...		Harris County Appraisal District	4th Qtr Quarter 2021 Assessment	34,815.00
Total 54400 - HCAD Qtr Expenses						103,636.00
54650 - Conference, Conven & Meetings						
Bill	04/01/2021	1228		SAFE-D	November 30 Webcast - Shirley Reed	40.00
Total 54650 - Conference, Conven & Meetings						40.00
54800 - Repairs & Maintenance (DNU)						
54825 - Building & Fixtures						
Bill	05/01/2021	2021-...		Construction Masters of Houston, Inc.	EZ Tag Gate Station 97	7,965.82
Total 54825 - Building & Fixtures						7,965.82
Total 54800 - Repairs & Maintenance (DNU)						7,965.82
Total 54000 - General and Admin Expenses						177,113.82
60000 - Interest Expense						
Bill	01/01/2021			De Lage Laden Public Finance	Building Note - Monthly	5,122.83
Bill	02/01/2021	71112...		De Lage Laden Public Finance	Building Note - Monthly	4,990.61
Bill	03/01/2021			De Lage Laden Public Finance	Building Note - Monthly	4,857.84
Bill	04/01/2021			De Lage Laden Public Finance	Building Note - Monthly	4,724.53
Bill	05/01/2021			De Lage Laden Public Finance	Building Note - Monthly	4,590.65
Bill	05/01/2021			JPMorgan Chase Bank NA	Payment for Loan - \$6,251,874.51	42,222.58
Bill	06/01/2021	Loan ...		De Lage Laden Public Finance	Building Note - Monthly	0.00
Total 60000 - Interest Expense						66,509.04
Total Expense						12,854,764.72
Net Ordinary Income						-4,837,657.32
Other Income/Expense						
Other Income						
71000 - Gain/Loss on Sale of Asset						
Deposit	08/13/2021			Lemons Auctioneers, LLP	Assets Sold in Auction	73,437.00
Total 71000 - Gain/Loss on Sale of Asset						73,437.00
Total Other Income						73,437.00
Net Other Income						73,437.00
Net Income						-4,764,220.32

HARRIS COUNTY EMERGENCY SERVICES DISTRICT #1
 QUARTERLY INVESTMENT REPORT
 MONTHLY FISCAL YEAR 2021
 July 31, 2021

Transaction Date		General Fund Texas Class
7/1/2021	Beginning Balance	\$ 193,566.01
July 2021	Withdrawals	(190,000.00)
July 2021	Deposits	-
July 2021	Interest 0.0199%	2.91
7/31/2021	Ending Balance	\$ 3,568.92

The investments for the District for the period are in compliance with the Public Funds Investment Act, the District's investment policy and the District's investment strategy.

Investment Officer: 

HARRIS COUNTY EMERGENCY SERVICES DISTRICT #1
 QUARTERLY INVESTMENT REPORT
 MONTHLY FISCAL YEAR 2021
 August 31, 2021

Transaction Date		General Fund Texas Class
8/1/2021	Beginning Balance	\$ 3,568.92
Aug 2021	Withdrawals	
Aug 2021	Deposits	-
Aug 2021	Interest 0.0156%	-
8/31/2021	Ending Balance	\$ 3,568.92

The investments for the District for the period are in compliance with the Public Funds Investment Act, the District's investment policy and the District's investment strategy.

Investment Officer: 

CHASTANG FORD

6200 NORTH LOOP EAST * HOUSTON, TEXAS 77026 * (713) 678-5000 * FAX (713) 678-5001



SOLD TO Harris County ESD 1
 ADDRESS 2800 Aldine Bender Rd
 CITY, STATE Houston, TX
 ZIP CODE 77032 PHONE (281) 449-3131

DMS # _____
 CELL # _____
 CONTACT _____
 E-MAIL ADDRESS _____

SALESPERSON Ed Miller

YEAR	MAKE	MODEL	BODY STYLE	VIN NUMBER	STOCK NUMBER
2021	FORD	EXPEDITION	SUV	1FMJU1FT4MEA59220	MEA59220

Series	EXPEDITION
Cab	SUV
Wheelbase	
Engine	3.5L ECOBOOST
Transmission	10 SPEED AUTO
Color	BLACK
	RUNNING BOARDS
Tires	P275/65R18
	HD TRAILER TOW PKG
	CONTROL TRAC W/ 3.73 L/S
	PKG 102A SSV

VENDOR INSTALLED EQUIPMENT	
	SPOTLIGHT
DEALER INSTALLED EQUIPMENT	

Note: Not All Chassis Cabs are equipped with spare tires, see quote for full details

Notice to the Buyer: (1) Do not sign this agreement before you read it or if it contains any blank spaces to be filled in. (2) You are entitled to a completely filled in copy of this agreement. (3) Under the law you have the right to pay off in advance the full amount due and under certain conditions to obtain a partial refund of the finance charge. (4) If you default in the performance of your obligations under this agreement, the vehicle may be repossessed and you may be subject to suit and liability for the unpaid indebtedness evidenced by this agreement.

TRADE-IN INFORMATION			
Year	Make		
Model	Color		
Body Style			
Serial Number			
Lien Holder			
Phone #			
Amount	a/c #		
Good Until			
Highway Use Tax Paid?	Yes	No	Signature

SELLING PRICE		\$38,187.00
Additional Equipment		\$0.00
Less Trade Value	Stk #	\$0.00
Less Factory Rebate		\$0.00
Federal Excise Tax		\$0.00
Vehicle Inventory Tax	<input type="checkbox"/>	\$0.00
Sales Tax	<input type="checkbox"/>	\$0.00
License Fee (Weight/Mos)		\$0.00
Documentary Fee		\$0.00

DOCUMENTARY FEE

A DOCUMENTARY FEE IS NOT AN OFFICIAL FEE. A DOCUMENTARY FEE IS NOT REQUIRED BY LAW, BUT MAY BE CHARGED TO BUYERS FOR HANDLING DOCUMENTS AND PERFORMING SERVICES RELATING TO THE CLOSING OF A SALE. A DOCUMENTARY FEE MAY NOT EXCEED \$150 FOR A MOTOR VEHICLE CONTRACT. THIS NOTICE IS REQUIRED BY LAW.

FINANCE INFORMATION			
Bank - Finance Co.			
Address			
Lien Date	Draft Amount		
Approved By			

Road & Bridge Fee	<input type="checkbox"/>	\$0.00
Title Fee	<input type="checkbox"/>	\$0.00
Plate Transfer Fee	<input type="checkbox"/>	\$0.00
State Inspection/DOT	<input type="checkbox"/>	\$0.00
ESP		\$0.00
Payoff (if any)		\$0.00

IF BALANCE OWED IS ESTIMATED, UPON VERIFICATION OF THE EXACT BALANCE BUYER AGREES TO PAY AMOUNT EXCEEDING THE ESTIMATED FIGURE.

X

THE DEALER'S INVENTORY TAX CHARGE IS INTENDED TO REIMBURSE THE DEALER OF AD VALOREM TAXES ON ITS MOTOR VEHICLE INVENTORY. THE CHARGE, WHICH IS PAID BY THE DEALER TO THE COUNTY TAX ASSESSOR-COLLECTOR, IS NOT A TAX IMPOSED ON A CONSUMER BY THE GOVERNMENT, AND IS NOT REQUIRED TO BE CHARGED BY THE DEALER TO THE CONSUMER.

DISCLAIMER OF WARRANTIES

ANY WARRANTIES ON THE PRODUCTS SOLD HEREBY ARE THOSE MADE BY THE MANUFACTURER. THE SELLER HEREBY EXPRESSLY DISCLAIMS ALL WARRANTIES, EITHER EXPRESS OR IMPLIED, INCLUDING ANY IMPLIED WARRANTY OF MERCHANTABILITY OR FITNESS FOR A PARTICULAR PURPOSE, AND THE SELLER NEITHER ASSUMES NOR AUTHORIZES ANY OTHER TO ASSUME FOR IT ANY LIABILITY IN CONNECTION WITH THE SALE OF SAID PRODUCTS.

Total Due Chastang Ford \$38,187.00

SETTLEMENT:

Deposit	\$	-
Freight	\$	-
C.O.D.	\$	-
Down Payment	\$	-
TOTAL PAYMENT		\$38,187.00

Salesperson _____ Date _____
 Mgr Approval _____ Title _____

I agree that this order which I have read and to which I agree, constitutes the entire agreement relating to sale of said property. I acknowledge receipt of an exact completely filled in copy of this order.

THIS CONTRACT IS NOT BINDING ON DEALERSHIP UNLESS SIGNED BY MGMT.

PRINT NAME & TITLE _____
 SIGNATURE _____
 DATE _____

ASK OUR BUSINESS MANAGER ABOUT OUR EXTENDED WARRANTY OPTIONS

Invoice



Page 1/1
Invoice 02407
Date 8/31/2021

Harris County Emergency Corps
2800 Aldine Bender Road
Houston TX 77032

Bill To: Harris County ESD#1
2800 Aldine Bender Rd
Houston Texas 77032

Ship To: Harris County ESD#1
2800 Aldine Bender Rd
Houston Texas 77032

Purchase Order No.		Customer ID		Salesperson ID		Payment Terms	Req Ship Date	Master No.
		H0001				Due on Receipt	8/31/2021	2,227
Ordered	Shipped	B/O	Item Number	Description		Discount	Unit Price	Ext. Price
1.00	1.00	0.00	911 SERVICES	2280 Responses x \$984.21 - IMX \$473,658		\$0.00	\$1,770,340.00	\$1,770,340.00
1.00	1.00	0.00	LEASE PAYMENTS	Lease payments to ESD1 Bldg/Eq		\$0.00	-\$45,553.00	-\$45,553.00
1.00	1.00	0.00	LEASE AMBULANCES	Lease Payments ESD1 ambulances		\$0.00	-\$7,000.00	-\$7,000.00

Subtotal	\$1,717,787.00
Misc	\$0.00
Tax	\$0.00
Freight	\$0.00
Trade Discount	\$0.00
Total	\$1,717,787.00

HEARST

MEDIA SOLUTIONS

Houston Chronicle | Houston Community Newspapers & Media Group | The Courier

HARRIS COUNTY ESD 1
2800 ALDINE BENDER RD
HOUSTON, TX 77032

REMITTANCE ADDRESS

Houston Chronicle
PO BOX 80075
PRESCOTT, AZ 86304-8075

09/24/2021

Invoice Bill

Invoice #: 34145333

Purchase Order No.

Bill Account Number: 20014680

Invoice Text: Harris County ESD1

Adv Number	Advertiser Name	Publication/ Campaign #	Placement/ Campaign Type	Position	Pub Date	Amount
20014680	HARRIS COUNTY ESD 1	HOU Chronicle	Main-HOU	Legals-ROP	09/03/21	11,746.94

Total 11,746.94

Houston Chronicle 4747 Southwest Freeway Houston TX 77027
For questions regarding your bill please call 713-362-2834 or send an e-mail to hchroncustomerservice@hearst.com



INVOICE

OAK Interactive, LLC

1819 Blue Water Bay Dr.
Katy, TX 77494
United States

info@oakinteractive.com
www.oakinteractive.com

Invoice #: 13016
Invoice date: Aug 31, 2021
Reference: Creative Services
Due date: Sep 30, 2021

Amount due:
\$450.00

Bill To:

HCESD-1.org
Melissa Morton
2800 Aldine Bender Rd.
Houston, TX 77032
United States

Description	Quantity	Price	Amount
Website Maintenance HCESD-1.org - August	1	\$450.00	\$450.00
		Subtotal	\$450.00
		Total	\$450.00 USD

Notes

August, 2021

Kindly Remit to: OAK Interactive, LLC;
1819 Blue Water Bay Drive, Katy, TX 77494

THANK YOU FOR YOUR BUSINESS!

Terms and Conditions

Net 30 - Interest accrued at 2% per month, thereafter.

Make all checks payable to: OAK Interactive, LLC or pay via Credit Card with a 4% processing fee. Total due within 30 days. Interest accrues at 2% per month, thereafter.

Sales Tax applied to:

- Website Maintenance
- Website Design & Development
- Hard Cost for production items



Invoice

Date	Invoice #
8/31/2021	2231

Bill To
Harris County ESD #1 2800 Aldine Bender Rd Houston, TX 77032

Terms	Due Date
Net 30	9/30/2021

Serviced	Description	Hours	Rate	Amount
8/31/2021	August Financial Statements		2,750.00	2,750.00
8/31/2021	Additional Hours (Fixed asset management, meeting with board members for ACH approval for Prosperity)	2.1804	140.00	305.26
8/31/2021	Copies	15	0.29	4.35

Please Remit Payment to:
The Morton Accounting Service
1125 Cypress Station Dr. Bldg H-4
Houston, TX 77090

or via the Intuit payment link in the email.

Total	\$3,059.61
Payments/Credits	\$0.00
Balance Due	\$3,059.61



VICTOR INSURANCE MANAGERS INC.

BILLING NOTICE

Harris Co. ESD #1
2800 Aldine Bender
Houston, TX 77032

RE: Harris Co. ESD #1
1352549 - 035174

Policy Type:	BOND
Policy Number:	61BSBHZ4083
Policy Term:	09/18/2021 through 09/18/2024

Notes: Pete M. Serna

Premium	Amount
Gross Premium	\$520.00
Net Premium	\$520.00
Amount DUE	\$520.00

PREMIUM DUE DATE: 09/18/2021

Remit payments to:

Victor Insurance Managers Inc.
14288 Collections Center Drive
Chicago, IL 60693

Harris County ESD No. 1 - GOF
Profit & Loss Budget Overview
January through December 2022

Beginning Balance Estimated Equity

Jan - Dec 22
10,000,000.00

Ordinary Income/Expense

Income

41000 · Service Revenue	
41100 · HCEC Ambulance Lease Revenue	84,000.00
41200 · HCEC Property Lease Revenue	546,636.00
Total 41000 · Service Revenue	630,636.00
42000 · Tax Revenues	
42100 · Penalty & Interest	200,000.00
42300 · Tax Revenue	18,864,854.00
Total 42000 · Tax Revenues	19,064,854.00
43000 · Other Income	
43100 · Miscellaneous Income	5,000.00
43150 · Proceeds from Sale of Asset	2,000.00
43200 · Donations & Contributions	7,000.00
43500 · Training & Education	500.00
43550 · Interest Earned on Checking	35,000.00
Total 43000 · Other Income	49,500.00
Total Income	19,744,990.00
Gross Profit	19,744,990.00

Expense

143502 · Commissions Paid from Levy	75,000.00
162800 · Facilities & Equipment (DNU)	
162805 · Furniture/Equip - Non-Asset	20,000.00
162840 · Equip Rental & Maintenance	5,000.00
Total 162800 · Facilities & Equipment (DNU)	25,000.00
170000 · Capital Purchases	
17001 · Vehicles	125,000.00
17003 · Medical Equipment	50,000.00
Total 170000 · Capital Purchases	175,000.00
50000 · Commissioner Salaries and Wages	
50250 · Commissioner Reimbursement	36,000.00
Total 50000 · Commissioner Salaries and Wages	36,000.00
51000 · HCEC Program Expense	
51100 · HCEC Contract Expense	18,302,260.00
Total 51000 · HCEC Program Expense	18,302,260.00
52000 · Contract Services (DNU)	
52100 · Accounting Fees	50,000.00
52200 · Audit Fees	18,500.00
52300 · Legal Fees	72,000.00
52350 · Outside Contract Services	25,000.00
52550 · Election Expense	10,000.00
Total 52000 · Contract Services (DNU)	175,500.00
53000 · Operations (DNU)	

APPROVED
Document approved by Harris County ESD-1
Board of Commissioners
By a Majority Vote
on 9/28/2022 (Date)
President of ESD-1 Secretary of ESD-1

Harris County ESD No. 1 - GOF
Profit & Loss Budget Overview
 January through December 2022

	Jan - Dec 22
53100 · Banking Fees	400.00
53150 · Dues & Subscriptions	11,000.00
53200 · Postage	300.00
53300 · Printing & Copying	250.00
53350 · Legal Notices & Filing Fees	14,000.00
53400 · Office Supplies	1,000.00
Total 53000 · Operations (DNU)	26,950.00
54000 · General and Admin Expenses	
54150 · Insurance - Gen Liab-Err & Omis	75,000.00
54200 · Insurance - Treasurer's Bond	1,500.00
54300 · Other Costs (Contengency Funds)	2,000.00
54400 · HCAD Qtr Expenses	140,000.00
54450 · Depreciation Expense	2,000,000.00
54600 · Travel & Meetings	4,000.00
54650 · Conference, Conven & Meetings	6,000.00
54700 · Travel/Lodging	5,000.00
54800 · Repairs & Maintenance (DNU)	10,000.00
Total 54000 · General and Admin Expenses	2,243,500.00
60000 · Interest Expense	80,000.00
Total Expense	21,139,210.00
Net Ordinary Income	-1,394,220.00
Other Income/Expense	
Other Income	
71000 · Gain/Loss on Sale of Asset	1,000.00
Total Other Income	1,000.00
Net Other Income	1,000.00
Net Income	-1,393,220.00
 Ending Balance	 8,606,780.00

CERTIFICATE FOR ORDER

THE STATE OF TEXAS

§

COUNTY OF HARRIS

§

§

The undersigned officer of the Board of Commissioners of Harris County Emergency Services District No. 1 hereby certifies as follows:

1. The Board of Commissioners of Harris County Emergency Services District No. 1 convened in a regular meeting on the 28th day of September 2021 at 9:18 a.m., at 2800 Aldine Bender Road, Houston, Texas 77032, and the roll was called of the duly constituted officers and members of the Board, to wit:

Cathy Sunday	President
Shirley Reed	Vice President
Virginia Bazan	Secretary
Fred Scibuola	Treasurer
Pete Serna	Asst. Treasurer

and all of said persons were present, except Commissioner(s) Virginia Bazan, Cathy Sunday, thus constituting a quorum. Whereupon, among other business, the following was transacted at the meeting:

ORDER SETTING RATE AND LEVYING TAX FOR 2022

was duly introduced for the consideration of the Board. It was then duly moved and seconded that such Order be adopted; and after full discussion, such motion, carrying with it the adoption of such Order prevailed, carried, and became effective by the following vote:

AYES: 3 NOES: 0

2. A true, full and correct copy of the Order adopted at the meeting described in the above paragraph is attached to this certificate; the Order has been duly recorded in the District's minutes of the meeting; the persons named in the above and foregoing paragraph are the duly chosen, qualified and acting officers and members of the Board as indicated therein; each of the officers and members of the Board was duly and sufficiently notified officially and personally, in advance, of the time, place and purpose of the aforesaid meeting and that the Order would be introduced and considered for adoption at the meeting, and each of the officers and members consented, in advance, to the holding of the meeting for such purpose; the meeting was open to the public as required by law; and public notice of the time, place and subject of the meeting was given as required by Chapter 551, Texas Government Code.

SIGNED AND SEALED the 28th day of September, 2021



Shirley Reed
Vice President, Board of Commissioners



Fred Scibuola
Treasurer, Board of Commissioners


(DISTRICT SEAL)



APPROVED

Document approved by Harris County ESD-1
Board of Commissioners
By a Majority Vote

on 9/28/2021 (Date)



President of ESD-1

Secretary of ESD-1

ORDER SETTING RATE AND LEVYING TAX FOR 2022

STATE OF TEXAS §
COUNTY OF HARRIS §
HARRIS COUNTY EMERGENCY SERVICES DISTRICT NO. 1 §

WHEREAS, Harris County Emergency Services District No. 1 (the "District") is a governmental agency and body politic and corporate of the State of Texas created pursuant to Chapter 775, Texas Health and Safety Code to accomplish the purposes provided by Section 48-e, Article III, Texas Constitution (the "Article"); and

WHEREAS, the Article states that the District has all the rights, powers, privileges, District, functions and duties necessary convenient to accomplish the purposes of Chapter 775, Texas Health and Safety Code, as amended; and

WHEREAS, Section 48-e, Article III, Texas Constitution allows for the levy of an ad valorem tax on property in the District not to exceed ten cents (\$0.10) per \$100 valuation for the support of the District, which has been approved by a vote of the qualified voters of the District; and

WHEREAS, Texas Tax Code, §26.06, as amended, provides that before the Board adopts an ad valorem tax rate, the Board shall give notice of each meeting of the Board at which the adoption of a tax rate will be considered; such notice of the public hearings on the District's tax rate shall be in substantially in one of the forms set forth in Texas Tax Code, §§26.06(b1-b3), 26.062, and 26.063, as amended, and shall be published in a newspaper having general circulation in the District at least five (5) days before the date of the hearing; and

WHEREAS, no public hearing is required if the District is proposing to adopt a tax rate that does not exceed the lower of the no-new-revenue tax rate or the voter-approval tax rate thereby not increasing its ad valorem tax revenues but is required to publish a notice of the tax rate setting meeting pursuant to Texas Tax Code, §26.061; and

WHEREAS, if the Board adopts a total tax rate that would impose more than 1.035 times the amount of tax imposed by the District in the preceding year on a residence homestead appraised at the average appraised value of a residence homestead in the District in that year, disregarding any homestead exemption available only to disabled persons or persons 65 years of age or older, the District shall be required to hold an election to determine whether or not to reduce the tax rate adopted for the current year to the voter approval tax rate in accordance with the procedures provided by Texas Tax Code, §§26.07 and 26.081 and subject to the allowance for a petition for a voter approval tax rate election for setting a tax rate within the de minimis tax rate limitation under Texas Tax Code, §26.075; and

WHEREAS, the Tax Assessor and Collector for the District has received the certified tax roll from the Reeves Central Appraisal District assessing the 2022 valuation of District property and presented such information to the Board for its consideration in setting the 2022 tax rate; and

WHEREAS, the Board has received the calculation from the consultants of the District indicating the tax rate for the current year necessary to pay future operations and maintenance obligations of the District; and

WHEREAS, the Board finds that the tax levy is necessary for operations and maintenance purposes of the District and is permitted by the Texas Constitution.

NOW, THEREFORE, BE IT ORDERED BY THE BOARD OF COMMISSIONERS OF HARRIS COUNTY EMERGENCY SERVICES DISTRICT NO. 1, THAT:

Section 1. The Board hereby finds that prior to adopting the ad valorem tax rate for 2022, the District published the proper notice of the tax rate setting meeting because it was not required to hold a public hearing due to not proposing to adopt a tax rate that does not exceed the lower of the no-new-revenue tax rate or the voter-approval tax rate thereby not increasing its ad valorem tax revenues.

Section 2. The Board hereby levies and causes to be assessed upon all property (real, personal or mixed) subject to taxation within the District a total ad valorem tax rate of \$0.094314 per \$100 of assessed value for the year 2022.

Section 3. The total ad valorem tax rate is only comprised of \$0.094314 per \$100 assessed valuation for operations and maintenance purposes.

Section 4. The District's Tax Assessor and Collector shall take all steps necessary and authorized by law to collect taxes as owed pursuant to this Order. Said ad valorem taxes shall be levied, assessed and collected at the rate of \$0.094314 per \$100 of assessed valuation as provided for in Chapter 775, Texas Health and Safety Code, and all other applicable laws.

Section 5. Pursuant to law, all taxes shall be due and payable on or before the 31st day of January, 2022.

Section 6. The President or Vice President is authorized to do all things necessary for execution of this Order; and the President or Vice President is further authorized to execute, and the Treasurer, Secretary or any Assistant Secretary to attest, this Order on behalf of the Board of Commissioners.

(EXECUTION PAGE FOLLOWS)

WITNESS OUR HANDS AND THE SEAL OF THE DISTRICT this 28th day of September, 2021.


Shirley Reed
Vice President, Board of Commissioners

ATTEST:


Fred Scibuola
Treasurer, Board of Commissioners

(DISTRICT SEAL)

APPROVED
Document approved by Harris County ESD-1
Board of Commissioners
By a Majority Vote
on 9/28/2021 (Date)

President of ESD-1 Secretary of ESD-1





President's Report – HCEC

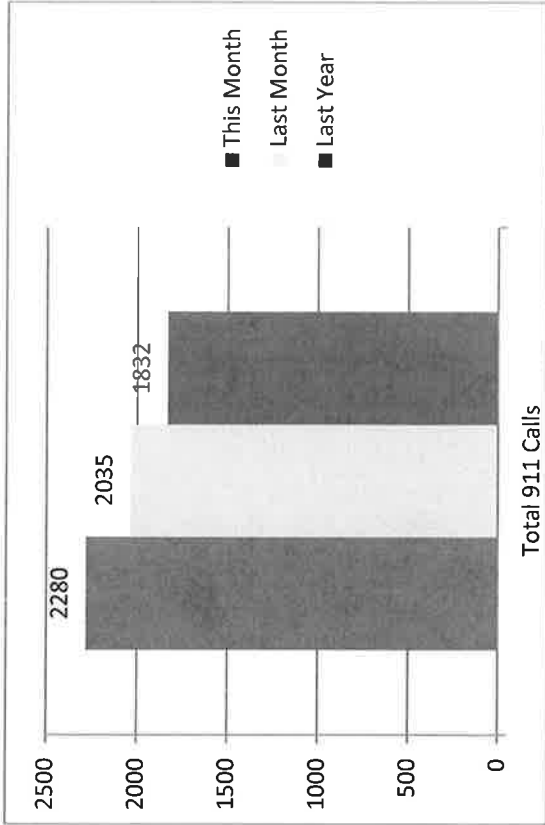
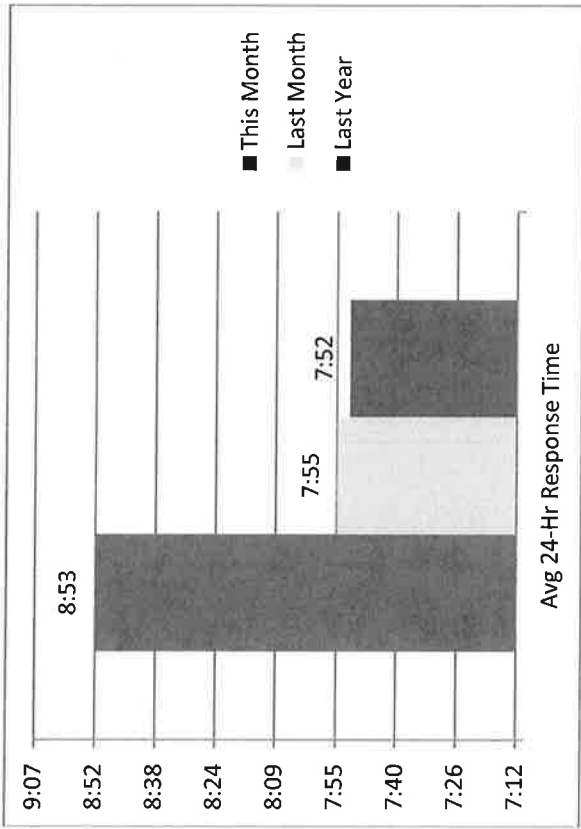
August 2021 Meeting

- HCEC responded to 2280 911 calls this month, compared to 2035 in the previous month. Our response time is 8:53.
- HCEC began our whole blood program last month following the education. HCEC administered the first blood products to a patient which resulted in a discharge from the hospital.
- HCEC had a state licensing visit from DSHS. It went smoothly with no deficiencies.
- HCEC is promoting the COVID vaccine and giving our employees \$500 to get fully immunized. As of now, approximately 80% of our employees are fully immunized.
- HCEC released the new pay scale for the field and dispatch employees. This scale will increase wages and be transparent to all of our staff members.

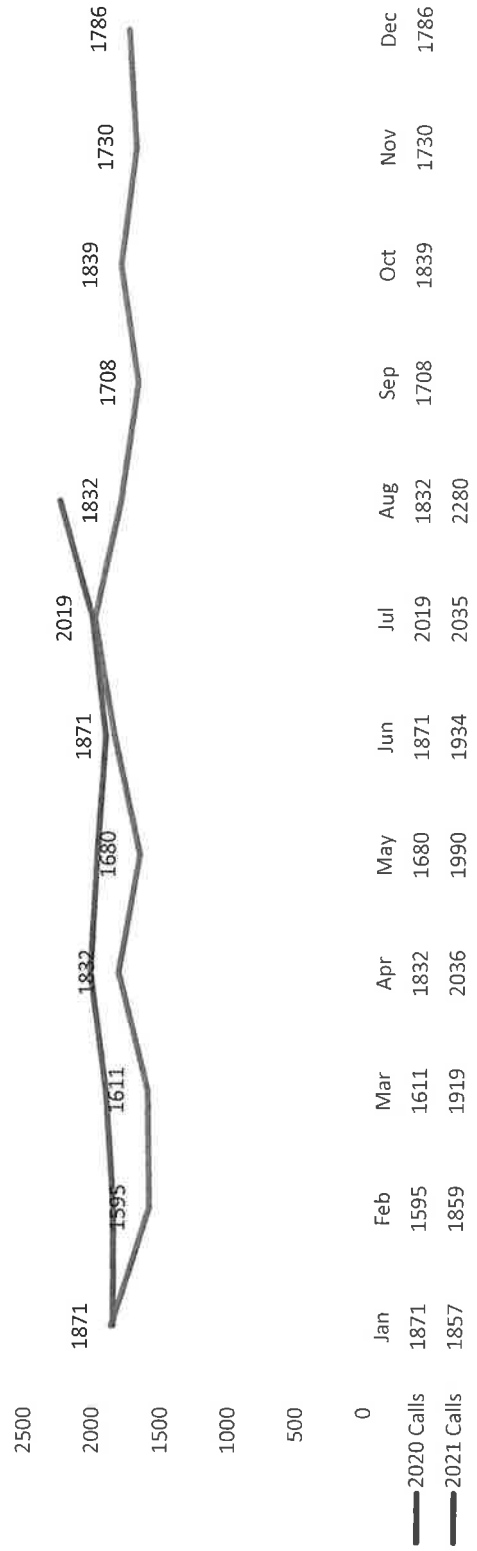
Vehicle Accidents: 5 (all minor)

Vehicle Maintenance Reports: 19

HCEC Activity August 2021



Call Volume Comparison





Division Harris County Emerg Corps

911 STATISTICS REPORT FOR PERIOD 08-01-21 to 08-31-21

9/2/2021 10:18:15 AM Page 1 of 11

RESPONSE PRIORITY SUMMARY							
TYPE	Alpha	Bravo	Charlie	Delta	Echo	Unspecified	Total
District	6	21	14	90	49	35	215
EVENT						1	1
Medic	437	237	393	703	113	397	2280
Medical Director						1	1
Supervisor		2	1				3
Total	443	260	408	793	162	434	2500

* All units assigned to a response that went enroute

OUT OF THE CHUTE RESPONSE AVERAGES AND STATISTICS BY APPARATUS TYPE						
APPARATUS TYPE	ASSIGNED TO ENROUTE	ASSIGNED TO ONSCENE	ENROUTE TO ONSCENE	HOSPITAL TO IN-SERVICE	AVERAGE ONSCENE TIME	AVERAGE INCIDENT TIME
District	01:02	08:53	07:50	49:40	00:22:40	32:28
Medic	00:51	08:11	07:19	42:59	00:19:44	03:31

* All units assigned to a response that went enroute in district, NO mutual aid responses

SERVICE LEVEL STATUS CHANGES BY DAY																																
Status Level	01	02	03	04	05	06	07	08	09	10	11	12	13	14	15	16	17	18	19	20	21	22	23	24	25	26	27	28	29	30	31	Total
2021-08 LEVEL -	7	4	2	1	2	2	4	17	4	5	1	2	6	5	8	2	2	3	4	1	1	9	2	6	4	2	6	4	2	6	118	
LEVEL 0	6	4	1	3	1	3	15	6	2	7	3	4	1	1								11	1	2	7	4	2			84		
LEVEL 1	12	1	1	1	1	1	3	13	7	3	1	2	5	11	4	2	1	2	4	4	1	6	3	10	3	5	2	5		113		
Totals	25	9	4	1	6	4	10	45	11	14	2	6	18	16	15	4	7	6	9	5	2	26	6	18	16	13	4	13	315			

SERVICE LEVEL STATUS CHANGES BY HOUR OF DAY																									
Status Level	00	01	02	03	04	05	06	07	08	09	10	11	12	13	14	15	16	17	18	19	20	21	22	23	Total
2021-08 LEVEL -	1	1	5	2	8	3	13	14	6	14	14	9	6	3	4	13	2								118
LEVEL 0	1			1	3	5	4	10	7	9	10	8	2	5	13	6									84
LEVEL 1	1	1	1	1	1	6	3	3	7	11	12	5	23	9	10	4	1	10	4						113
Totals	2	2	1	2	6	9	14	11	24	35	28	47	26	16	9	10	36	12						315	



Division Harris County Emerg Corps

911 STATISTICS REPORT FOR PERIOD 08-01-21 to 08-31-21

9/2/2021 10:18:15 AM Page 2 of 11

DAILY RESPONSE TOTALS BY APPARATUS TYPE

2021/08	1	2	3	4	5	6	7	8	9	10	11	12	13	14	15	16	17	18	19	20	21	22	23	24	25	26	27	28	29	30	31	Total
District	11	11	6	5	5	8	10	11	12	16	15	6	7	10	14	10	12	10	8	10	11	8	12	8	10	8	6	8	9	10	8	295
EVENT																																1
Medic	67	69	70	58	69	72	76	80	83	83	78	72	69	78	78	77	79	67	81	78	82	86	79	62	82	75	69	76	84	86	74	2339
Medical Director																																2
Supervisor																																5
Totals	78	80	76	64	74	80	86	91	96	100	93	78	76	88	92	87	91	77	89	89	93	95	92	70	94	83	75	84	93	96	82	2642

* All units assigned to a response that went enroute

DAILY RESPONSE TOTALS BY UNIT

2021/08	1	2	3	4	5	6	7	8	9	10	11	12	13	14	15	16	17	18	19	20	21	22	23	24	25	26	27	28	29	30	31	Total	
9812																																	3
CHP1																																	12
D90	10	7	4	2	1	2	5	7	5	2	4	1	2	2	5	3	4	6	2	3	3	2	6	7	3	2	2	1	4	2	5	114	
D901	1	3	2	3	4	1	8	11	8	11	8	3	4	6	5	4	2	1		4	4	4	6	2	3	3	3	4	1	6	1	104	
HCMD1																																	1
M91	5	7	6	7	6	7	9	10	10	7	9	8	11	7	13	9	12	6	11	7	11	9	12	7	9	10	8	7	12	8	9	269	
M92	8	12	8	4	8	6	9	12	10	9	9	9	5	13	8	12	10	11	5	6	5	5	9	6	12	7	6	10	8	8	9	259	
M920	10	7	8	5	6	8	13	8	7	10	9	6	5	9	8	8	9	7	6	4	4	8	9	3	9	10	7	6	10	8	7	234	
M93	8	7	9	9	8	10	8	6	11	12	8	11	8	9	9	10	9	11	9	8	7	9	8	3	10	6	6	12	9	9	8	267	
M930																																10	
M931																																	41
M94	6	6	9	9	6	8	7	8	8	9	10	5	6	7	8	8	5	7	7	5	9	8	8	6	7	7	9	8	8	7	5	226	
M940	7	3	6	8	7	8	7	8	7	10	7	9	6	9	10	5	9	6	6	5	11	9	8	7	7	7	7	10	7	8	231		
M941																																	11
M95	8	9	7	5	7	12	8	7	11	10	6	7	7	6	7	9	8	7	7	9	8	15	6	8	9	10	3	8	7	11	13	255	
M96	8	9	7	7	15	6	8	9	12	10	11	8	11	8	9	11	8	3	10	8	9	10	8	8	9	6	6	8	13	11	9	275	
M97	8	2	5	5	6	7	6	7	5	4	6	7	4	6	4	2	6	5	7	3	6	6	7	2	8	7	8	7	8	7	6	177	
M980	3	5																														51	
RP1																																1	
Totals	79	76	76	64	73	79	81	86	95	87	76	73	89	87	81	85	70	84	81	90	90	90	92	69	89	79	72	80	90	80	2541		

* All units assigned to a response that went enroute



Division Harris County Emergency Corps

911 STATISTICS REPORT FOR PERIOD 08-01-21 to 08-31-21

9/2/2021 10:18:15 AM Page 3 of 11

		AVERAGE RESPONSE TIME BY UNIT																																
		2021/08	1	2	3	4	5	6	7	8	9	10	11	12	13	14	15	16	17	18	19	20	21	22	23	24	25	26	27	28	29	30	31	Average
D90	09:12	08:09	06:53	11:05	08:58	05:35	09:28	10:06	09:14	07:03	08:57	15:22	01:29	05:58	12:24	09:40	10:01	06:28	06:48	16:51	05:48	04:40	03:31	05:43	11:23	06:39	17:02	14:00	11:25	10:28	09:44	08:50		
D901	14:33	03:31		04:38	06:55	09:02	15:07		07:18	09:01	07:17	08:11	06:28	08:17	11:09	09:10	18:26	04:20		08:37	12:27	08:46	08:28		08:09	05:57	19:56	05:07	10:55	12:48	04:42	08:57		
M91	04:53	07:19	08:53	06:47	10:23	08:35	05:27	06:31	08:49	09:47	10:39	08:23	10:09	09:00	07:37	09:25	08:34	08:37	10:24	09:19	06:40	12:13	06:02	06:47	06:15	08:07	07:56	06:05	08:29	07:34	07:22	08:06		
M92	12:17	07:56	07:39	14:23	07:18	08:25	06:52	07:07	07:10	06:19	06:52	08:01	08:41	07:41	08:00	06:35	09:39	06:55	15:40	07:31	08:47	06:45	04:29	06:56	07:46	07:21	06:56	09:30	08:25	06:29	08:02	07:52		
M920	06:25	08:12	08:47	07:31	10:20	05:21	07:27	08:48	11:11	08:11	09:07	11:59	10:14	11:58	09:22	07:07	10:14	09:30	09:06	10:30	09:06	06:22	07:45	14:49	09:01	10:06	09:35	08:47	08:19	09:38	08:22	08:52		
M93	06:18	06:49	06:53	08:01	07:13	09:06	07:36	05:33	09:16	06:29	07:47	07:42	08:56	07:33	08:54	06:11	07:03	05:58	07:53	08:16	05:07	08:06	06:42	07:30	08:27	07:51	08:15	07:29	08:25	06:37	09:19	07:31		
M930								11:32													10:16											11:33		
M931																																	08:08	
M94	08:06	09:59	06:10	06:46	08:03	07:55	07:45	08:26	09:33	10:23	07:15	10:02	08:51	08:19	08:22	09:08	08:26	06:25	05:07	07:04	06:24	07:48	08:01	06:05	09:36	09:50	07:38	09:52	07:35	08:59	06:10	08:02		
M940	08:50	09:00	08:01	06:20	08:10	05:15	07:21	12:01	09:23	08:10	08:00	07:58	07:29	09:23	08:04	07:29	06:30	09:28	09:41	07:36	06:59	06:32	07:31	06:56	06:30	07:24	11:50	08:10	05:58	06:55	08:03	07:49		
M941																						06:42											06:55	
M95	08:51	11:06	10:00	05:44	08:03	07:33	06:09	10:37	10:25	06:42	09:19	08:07	12:02	07:52	09:33	12:14	07:56	08:39	07:09	11:51	07:10	06:51	06:25	12:32	09:50	08:40	05:29	06:53	07:42	07:59	08:54	08:37		
M96	09:32	07:52	07:25	07:41	06:18	10:16	05:53	07:45	08:46	08:03	09:06	08:19	07:12	10:05	07:04	06:36	10:02	05:12	08:19	14:48	06:33	07:03	06:23	06:45	07:13	09:54	07:40	08:23	08:00	07:30	07:58	08:43		
M97	07:06	07:21	06:40	09:33	05:13	07:02	09:30	09:10	12:21	11:07	09:32	08:01	06:46	09:49	06:46	07:22	07:53	09:04	09:49	08:48	06:06	07:24	07:21	12:07	08:11	10:30	08:34	05:21	07:39	09:37	08:03	08:13		
M980	11:23	16:09									08:33										04:05	10:11		15:12	09:38	15:12	11:01	12:24	11:04		11:17	11:18		

* All units assigned to a response that went enroute in district, NO mutual aid responses

		DAILY REFUSAL TOTALS BY UNIT																																
		2021/08	01	02	03	04	05	06	07	08	09	10	11	12	13	14	15	16	17	18	19	20	21	22	23	24	25	26	27	28	29	30	31	Total
D25																																		2
D90	4										2																							6
D901											3																							12
E7																																		1
M19																																		2
M39																																		1
M49																																		3
M91																																		56
M92																																		93
M920	1																																	71
M93	1																																	105
M930																																		4
M931																																		16
M94	1																																	55
M940	2																																	83
M941																																		1
M95	6																																	106
M96	2																																	100
M97	2																																	72
M980	1																																	19
RP1																																		2
Totals	19	24	14	10	26	27	20	24	30	28	42	20	23	26	23	27	21	27	33	33	37	16	19	35	20	33	29	46	35	18	810			



Division Harris County Emerg Corps

911 STATISTICS REPORT FOR PERIOD 08-01-21 to 08-31-21

9/2/2021 10:18:15 AM Page 4 of 11

TRANSPORTS BY UNIT

2021/08	01	02	03	04	05	06	07	08	09	10	11	12	13	14	15	16	17	18	19	20	21	22	23	24	25	26	27	28	29	30	31	Total	
M91	7	7	4	4	5	5	7	11	8	6	4	4	7	16	9	8	11	6	10	2	4	7	7	4	9	6	7	7	5	7	7	211	
M92	6	5	8	4	7	3	5	10	4	4	4	6	1	10	4	20	7	5	5	6	4	5	7	6	7	6	3	6	8	5	5	186	
M920	9	7	7	4	3	4	5	7	7	5	4	7	5	17	6	3	6	5	6	3	3	7	7	2	7	8	4	4	6	5	6	179	
M93	6	4	5	8	5	6	8	4	8	7	7	6	5	5	6	17	6	2	6	4	6	6	6	1	6	3	5	9	6	7	6	186	
M930							2															3	1									6	
M931												2	3	4	1			7	6	4													27
M94	7	6	8	8	9	6	5	3	4	7	7	3	4	5	6	3	3	4	5	5	10	6	6	6	5	7	6	3	6	6	4	173	
M940	5	4	7	6	6	7	3	8	5	7	5	4	4	8	8	5	3	5	5	2	5	5	6	8	10	9	4	6	4	7	6	177	
M941																	7	7			5												12
M95	4	6	4	3	5	3	4	3	10	6	3	3	7	18	5	7	6	5	6	5	7	5	2	5	5	6	2	4	4	2	9	164	
M96	6	7	6	8	5	5	5	6	6	8	10	4	9	4	7	8	5	3	5	5	5	3	7	6	6	6	2	7	8	3	5	180	
M97	4	1	3	4	2	8	5	4	5	2	3	3	1	17	5	17	4	4	4	2	9	2	5	2	4	2	3	3	5	2	135		
M980		2	3					1												3	3	2	2	4	6	2	1					32	
Total	54	49	55	49	47	47	47	58	58	52	47	42	46	104	57	88	51	39	66	48	60	49	55	43	63	57	37	50	50	50	50	1668	

NATURE SUMMARY BY UNIT

Response Description	M91	M92	M920	M93	M930	M931	M94	M940	M941	M95	M96	M97	M980	Total
ACCIDENT EMS - NO INJURIES														1
ACCIDENT FD- NO INJURIES														1
ALARM	3	2	2	3			3	1		6	5	4		29
ALLERGIC REACTION		2	4	4			1	2		2	2			17
ARREST	1	3					1	1		6	3			14
ASSAULT	11	14	10	12	2	2	8	15	2	6	6	7	1	96
AUTO-PEDESTRIAN										1	1			2
BITE/ATTACK				1						1				2
BURNS/EXPLOSION								2						2
CALL	12	16	8	12			10	4		18	22	14	2	118
CARBON MONOXIDE/HAZMAT										1				1
CARDIAC	22	20	26	15		5	19	27	1	22	21	21	2	201
CHOKING	1	3	1	2		1				6				14
CITIZEN ASSIST		2	1	1										5
COMMERCIAL BUILDING FIRE	2			1										3
CONVULSIONS/SEIZURES	6	4					6			2				18
CVA ABNORMAL BREATHING		1					2	2		1	4	1		11
CVA LOSS OF BALANCE	1						1							2
CVA NOT ALERT	1	1				1	2	3				1		9
CVA PARALYSIS	1									1				2
CVA SPEECH PROBLEM										1				1
CVA VISION PROBLEMS										1		1	1	2
CVA WEAKNESS							1			1				2
DIABETIC	5	5	3	1			1	2		6	3	1		27



Division Harris County Emerg Corps

911 STATISTICS REPORT FOR PERIOD 08-01-21 to 08-31-21

9/2/2021 10:18:15 AM Page 6 of 11

Response Description	M91	M92	M920	M93	M930	M931	M94	M940	M941	M95	M96	M97	M980	Total
SHOOTING	2	1									1			4
SML NON DWELLING FIRE	1						1							2
STABBING												1		2
STABBING / SHOOTING	4	2		2			3			1	2		1	22
UNCONSCIOUS PARTY	17	18	21	15		4	19	17	1	13	21	10	1	157
UNKNOWN PROBLEM	12	6	9	4			2	3		2	4	4	1	47
VEHICLE ACCIDENT	12	14	6	13	1	1	8	7	1	14	9	3	11	100
VEHICLE FIRE W/EXPOSURES						1								1
WITH ENTRAPMENT	3	1	5			1	1			4		4		19
WITH ROLLOVER	3	1						2			1			7
Totals	346	353	295	328	13	49	267	286	13	350	350	235	67	2952



Division
Harris County Emerg Corps

911 STATISTICS REPORT FOR PERIOD 08-01-21 to 08-31-21

9/2/2021 10:18:15 AM Page 7 of 11

Transported To	TRANSPORT DESTINATION SUMMARY BY UNIT																	Total
	DB0	DB01	M91	M92	M920	M93	M930	M931	M94	M940	M941	M95	M96	M97	M980	M980		
THE WOMAN'S HOSPITAL OF TEXAS										1							1	
BEN TAUB HOSPITAL			2	4	4	17	4										27	
CONROE REGIONAL MEDICAL CTR			7	3	4												4	
CYFAIR HOSPITAL																	14	
FALL CREEK REHAB AND HEALTH CENTER									1								1	
HCA CYPRESS FAIRBANKS			4	1	4	4						1					13	
HCA ER 24/7 WILLOWBROOK			2	8	17				12	11		1		18	1		70	
HCA ER FALLCREEK																	1	
HCA FAIRBANKS CYFAIR																	1	
HCA HOUSTON ER 24/7										1							1	
HCA HOUSTON HEALTHCARE MEDICAL CENTER			4	2	1	1			2	1		1					11	
HCA HOUSTON HEALTHCARE NORTHWEST			2														23	
HCA HOUSTON NORTH CYPRESS																	3	
HCA KINGWOOD MEDICAL CENTER			1						3	1		4			1		11	
HOUSTON METHODIST EMERGENCY CARE CENTER SPRING			2			2					7						11	
HOUSTON NW	2		1	28	23	25	2	13	9	9	49	13	16	7			243	
KINGWOOD EMERGENCY CENTER			2	6	1			4	4			1					18	
KINGWOOD MEDICAL CENTER			1	26	13	2	1	19	41	4	1	1		30			139	
KINGWOOD PINES HOSPITAL	2																2	
KINGWOOD URGENT CARE																	1	
Lyndon B Johnson General Hospital			6	24	15		1	25	10	3	9	1	5	12			111	
MD ANDERSON CANCER CENTER				1	1			1									5	
MEMORIAL HERMANN 24-HR EMERGENCY CARE																	1	
Memorial Hermann Convenient Care Center- Kingwood																	2	
MEMORIAL HERMANN GREATER HEIGHTS			2	1	4	2		2	2			4					17	
MEMORIAL HERMANN HOSPITAL			14	15	16	1	1	3	7	7	2	2					59	
MEMORIAL HERMANN NORTHEAST			6	46	41	1	2	61	69	5	25	1	2	3			298	
MEMORIAL HERMANN SUMMER CREEK EMERGENCY DEPARTMENT			7	4	4			7	7	7	6		14	2			51	
MEMORIAL HERMANN TIRR																	1	
MEMORIAL HERMANN WOODLANDS			10	4	4	8	1	1	2	13			1				40	
METHODIST HOSPITAL						1			3				2				6	
METHODIST MEDICAL OFFICE BUILDING TOMBALL			2														2	
METHODIST WILLOWBROOK			26	13	8	45	3	7	7	2	6	84	1	3			205	
METHODIST WOODLANDS HOSPITAL			4	7	3	3			1		1			1			25	
ST JOSEPH'S HOSPITAL			2	1	2	2		2									9	
ST LUKE'S MEDICAL CENTER				1													3	
ST LUKE'S SPRING VILLAGE																	1	
ST LUKE'S VINTAGE			25	7	6	1	8	5	1	10	51						166	
ST LUKE'S WOODLANDS			12	1	1	1		1		2	1		1				19	
TEXAS CHILDRENS HOSPITAL			1	1	1			3	1	12	2	2					22	
TEXAS CHILDRENS THE WOODLANDS CAMPUS			9	3	3	4			5	8							32	
TEXAS CHILDRENS WOMEN'S PAVILION																	1	
TOMBALL REGIONAL HOSPITAL																	1	
UNITED MEMORIAL MEDICAL CENTER			1	1	1	2			1								3	
Unspecified																	6	
VETERANS AFFAIRS MEDICAL CENTER			1														2	
Totals	2	2	211	186	179	186	6	27	173	177	12	164	182	135	32		1674	



Harris County Emerg Corps

911 STATISTICS REPORT FOR PERIOD 08-01-21 to 08-31-21

9/2/2021 10:18:15 AM Page 8 of 11

Disposition	DISPOSITION SUMMARY BY UNIT																	Total
	D90	D901	HCMDY	M91	M92	M920	M93	M930	M931	M94	M940	M941	M95	M96	M97	M980	M980	
Non-EMS Disposition	192	145	3															340
Accidental Activation				4	2	2	3			2			1	1	4			20
Alternative Disposition				4	2	3	4				1		2					16
Call Cancelled				5	4	2	2			4	3		5	3	2	1		31
Call Cancelled, Disregard															1			1
Call Complete				210	196	178	170	9	26	180	184	12	175	200	120	39		1699
Call Out of Territory					1	1												2
Call Referred				17	7	15	13		3	5	3		3	3	7	1		77
Call Unfounded				7	1	3	4	2		2	1		3	5	4			32
Clear Hospital				1	1		3			1			1					8
Death on Scene				5	1	2	5		1	2	3		7	13	3			41
Disregard				19	27	12	9		15	12			26	18	18	3		159
Disregard by Alarm Co							1											2
Fire - Call Complete				5	8	4	13		2	1	3		4	13	4	2		59
Fire - Call Complete, Fire - In										1								2
Fire - False Alarm						1												1
Fire - Fire Extinguished				1			1			1								3
Fire - First Responder only				1						1								2
Fire - Settled at Scene				1		1												2
Fleet Accident																		1
Mutual Aid Handled										1								1
No Medical				8	4	2	4		2	2			13	5	6	4		50
No Medical, No Patient Contact														2				2
No Patient Contact						4	1			2			1	1	2	1		12
Patient Gone on Arrival				1	2					1								4
Public Assist Only						1	1											3
Refusal AMA				54	91	56	92	2	12	50	67		96	81	63	15		679
Refusal Parental				3	5	8	2		3	5		1	11	1	1			40
Test Call				1														1
Transported					1								1					2
Totals	192	145	3	346	353	295	328	13	49	267	286	13	350	350	235	67		3292



Harris County Emerg Corps

911 STATISTICS REPORT FOR PERIOD 08-01-21 to 08-31-21

9/2/2021 10:18:15 AM Page 9 of 11

Disposition	NO TRANSPORT DISPOSITION SUMMARY BY UNIT																Total
	M91	M92	M920	M93	M930	M931	M94	M940	M941	M95	M96	M97	M980	M987	M989	M990	
Accidental Activation	4	2	2	3		2				1	1	4	1			20	
Alternative Disposition	4	2	3	4			1			2						16	
Call Cancelled	5	3	2	2		4	3			5	3	2	1			30	
Call Cancelled,Disregard												1				1	
Call Complete	10	14	6	6	2	1	5	7		14	13	3	6			87	
Call Out of Territory	1	1														2	
Call Referred	17	7	15	12	3	5	3	3	3	3	3	5	1			74	
Call Unfounded	7	1	3	4	2	2	1	2	3	3	5	4				32	
Death on Scene	5	2	5	5	1	2	3	7	13	3	3	3				41	
Disregard	19	27	12	9		15	12		26	18	18		3			159	
Disregard by Alarm Co				1						1						2	
Fire - Call Complete	3	8	4	10		1	3	4	4	11	4		1			50	
Fire - Call Complete,Fire - In						1										2	
Fire - False Alarm			1													1	
Fire - Fire Extinguished	1			1			1									3	
Fire - First Responder only	1						1									2	
Fire - Settled at Scene			1													1	
Fleet Accident																1	
Mutual Aid Handled							1				1					1	
No Medical	8	4	2	4	2	2	2		13	5	6	4				50	
No Medical, No Patient Contact										2						2	
No Patient Contact			4	1		2	2		1	1	1	2	1			12	
Patient Gone on Arrival	1	2				1										4	
Public Assist Only			1	1						1						3	
Refusal AMA	53	91	56	88	2	12	49	67	96	81	63	15				673	
Refusal Parental	3	5	8	2		3	5	1	11	1	1					40	
Test Call		1														1	
Transported		1							1							2	
Totals	141	169	123	153	6	23	91	108	188	160	116	33				1312	

MUTUAL AID PROVIDED BY YOUR DISTRICT										M99	Call Disposition
Incident ID	Date	Time	Unit	Problem	Provided To	M99	Call Disposition				
21-08-37924	08/01/2021	23:51:41	M97	25A02V PSYCHIATRIC	Atascocita FD	377J	CALL REFERRED				
21-08-37990	08/02/2021	09:36:24	M95	FULL ARREST	CC-Cypress Creek EMS	293P	DISREGARD				
21-08-38047	08/02/2021	14:23:56	M94	MEDICAL CALL	HC-Agency Unknown	335U	DISREGARD				
21-08-38104	08/02/2021	18:51:28	M91	FALLS	CC-Cypress Creek EMS	332J	CALL COMPLETE				
21-08-38120	08/02/2021	19:28:54	M96	MEDICAL CALL	CC-Cypress Creek EMS	370N	NO MEDICAL, NO PATIENT CONTACT				
21-08-38252	08/03/2021	15:28:11	M95	CARDIAC	CC-Cypress Creek EMS	332K	CALL COMPLETE				
21-08-38475	08/04/2021	16:57:01	M97	32D1 UNKNOWN PROBLEM	Atascocita FD	336U	NO MEDICAL				
21-08-38664	08/05/2021	13:55:58	M95	17A02G INJ. PARTY FROM A FALL	CC-Cypress Creek EMS	332P	CALL COMPLETE				
21-08-38693	08/05/2021	17:18:27	M95	19C07 CARDIAC	CC-Cypress Creek EMS	332K	CALL COMPLETE				
21-08-38715	08/05/2021	18:54:05	M91	6D02A RESPIRATORY	CC-Cypress Creek EMS	332K	CALL COMPLETE				
21-08-38783	08/06/2021	05:42:06	M93	MOTOR VEHICLE ACCIDENT	CC-Cypress Creek EMS	332K	CALL COMPLETE				
21-08-38856	08/06/2021	12:12:13	CHP1	25A05 MEDICAL CALL	Westfield FD	370T	FIRE - CALL COMPLETE				
						414L	CALL COMPLETE				



Division Harris County Emerg Corps

911 STATISTICS REPORT FOR PERIOD 08-01-21 to 08-31-21

21-08-39158	08/07/2021	21:31:18	M96	CARDIAC	CC-Cypress Creek EMS	370D	CALL CANCELLED
21-08-39234	08/08/2021	09:24:17	M95	32B3 UNKNOWN PROBLEM	CC-Cypress Creek EMS	333G	REFUSAL AMA
21-08-39283	08/08/2021	14:19:01	M95	30A2 INJURED PARTY	CC-Cypress Creek EMS	332U	CALL COMPLETE
21-08-39307	08/08/2021	16:32:44	M92	STROKE/CVA	CC-Cypress Creek EMS	332D	CALL COMPLETE
21-08-39307	08/08/2021	16:32:44	M92	STROKE/CVA	CC-Cypress Creek EMS	332D	CALL COMPLETE
21-08-39448	08/09/2021	11:49:14	M92	HEMORRHAGE/LACERATIONS	CC-Cypress Creek EMS	293P	CALL COMPLETE
21-08-39712	08/10/2021	14:01:51	M95	10D04 CARDIAC	CC-Cypress Creek EMS	332B	CALL COMPLETE
21-08-39884	08/11/2021	10:16:21	D90	29D02P MVA ROLL OVER	CC-Cypress Creek EMS	370T	CALL COMPLETE
21-08-39884	08/11/2021	10:16:21	M94	29D02P MVA ROLL OVER	CC-Cypress Creek EMS	370T	CALL COMPLETE
21-08-39979	08/11/2021	17:36:38	M95	MEDICAL CALL	CC-Cypress Creek EMS	334B	REFUSAL AMA
21-08-39987	08/11/2021	18:28:00	M95	ASSAULT	CC-Cypress Creek EMS	332J	REFUSAL PARENTAL
21-08-39992	08/11/2021	18:41:46	M93	MEDICAL CALL	CC-Cypress Creek EMS	370H	REFUSAL AMA
21-08-40137	08/12/2021	14:30:51	M97	26A01 MEDICAL CALL	CC-Cypress Creek EMS	337S	CALL COMPLETE
21-08-40140	08/12/2021	14:44:17	M94	6D01 RESPIRATORY	Atascocita FD	337U	CALL COMPLETE
21-08-40142	08/12/2021	15:02:41	M95	UNCONSCIOUS PARTY	Atascocita FD	293W	DISREGARD
21-08-40175	08/12/2021	18:16:20	M92	MVA WITH ENTRAPMENT	CC-Cypress Creek EMS	292N	DISREGARD
21-08-40181	08/12/2021	18:36:16	M95	OVERDOSE/POISONING	CC-Cypress Creek EMS	333M	REFUSAL AMA
21-08-40230	08/13/2021	00:50:22	M95	28C08G CVA STROKE HISTORY	CC-Cypress Creek EMS	331V	CALL COMPLETE
21-08-40295	08/13/2021	11:26:48	M931	31D4 UNCONSCIOUS PARTY	CC-Cypress Creek EMS	370K	CALL COMPLETE
21-08-40296	08/13/2021	11:26:07	M93	31C1 UNCONSCIOUS PARTY	HC-Agency Unknown	NOT FOUND	REFUSAL AMA
21-08-40296	08/13/2021	11:26:07	M931	31C1 UNCONSCIOUS PARTY	HC-Agency Unknown	NOT FOUND	REFUSAL AMA
21-08-40298	08/13/2021	11:29:49	M95	ASSAULT	CC-Cypress Creek EMS	332L	DISREGARD
21-08-40388	08/13/2021	20:00:45	M93	31C1 UNCONSCIOUS PARTY	CC-Cypress Creek EMS	369E	CALL COMPLETE
21-08-40395	08/13/2021	20:31:52	M95	MEDICAL CALL	CC-Cypress Creek EMS	332P	CALL COMPLETE
21-08-40408	08/13/2021	22:01:27	M95	MEDICAL CALL	CC-Cypress Creek EMS	331R	REFUSAL AMA
21-08-40487	08/14/2021	11:21:38	M92	RESPIRATORY	CC-Cypress Creek EMS	370B	CALL COMPLETE
21-08-40490	08/14/2021	11:33:32	M95	26C01 MEDICAL CALL	CC-Cypress Creek EMS	331D	CALL COMPLETE
21-08-40491	08/14/2021	11:34:35	M91	21D04M MEDICAL CALL	CC-Cypress Creek EMS	332K	DISREGARD
21-08-40589	08/14/2021	18:10:56	M92	10D01 CARDIAC	CC-Cypress Creek EMS	332T	REFUSAL AMA
21-08-40736	08/15/2021	11:12:29	M95	26C02 MEDICAL CALL	CC-Cypress Creek EMS	332U	CALL COMPLETE
21-08-40795	08/15/2021	16:41:36	M920	1A01 MEDICAL CALL	CC-Cypress Creek EMS	333D	CALL COMPLETE
21-08-40799	08/15/2021	16:56:38	M95	FULL ARREST	CC-Cypress Creek EMS	332U	DEATH ON SCENE
21-08-40833	08/15/2021	20:02:35	M91	CHOKING	CC-Cypress Creek EMS	332J	DISREGARD
21-08-40854	08/15/2021	20:07:54	M91	MOTOR VEHICLE ACCIDENT	CC-Cypress Creek EMS	332K	REFUSAL AMA
21-08-40840	08/15/2021	20:26:47	M91	MEDICAL CALL	CC-Cypress Creek EMS	332J	CALL COMPLETE
21-08-40932	08/16/2021	09:54:48	M95	12A01E SEIZURES	CC-Cypress Creek EMS	332L	CALL COMPLETE
21-08-40956	08/16/2021	12:15:40	M95	PSYCHIATRIC	CC-Cypress Creek EMS	331R	CALL COMPLETE
21-08-41000	08/16/2021	15:16:27	M93	MEDICAL CALL	CC-Cypress Creek EMS	369M	CALL COMPLETE
21-08-41005	08/16/2021	15:35:13	M95	10C3 CARDIAC	CC-Cypress Creek EMS	331T	CALL COMPLETE



911 STATISTICS REPORT FOR PERIOD 08-01-21 to 08-31-21

Division Harris County Emerg Corps

9/2/2021 10:18:15 AM Page 11 of 11

21-08-41087	08/16/2021	20:33:56	M93	OBSTETRICS CALL	CC-Cypress Creek EMS	331V	DISREGARD
21-08-41171	08/17/2021	09:43:42	M91	5C03 MEDICAL CALL	CC-Cypress Creek EMS	333D	CALL COMPLETE
21-08-41231	08/17/2021	14:31:34	CHP1	9D02 POSSIBLE D.O.A.	Eastex FD	414M	CALL COMPLETE
21-08-41268	08/17/2021	16:30:43	M97	10D04 CARDIAC	Atascocita FD	337N	REFUSAL AMA
21-08-41419	08/18/2021	12:11:29	M97	69D6 RESIDENTIAL FIRE	Atascocita FD	337U	FIRE - CALL COMPLETE
21-08-41421	08/18/2021	12:12:51	M95	CHOKING	Atascocita FD	376D	DISREGARD
21-08-41428	08/19/2021	12:36:13	M95	FULL ARREST	CC-Cypress Creek EMS	331R	CALL COMPLETE
21-08-41452	08/19/2021	14:35:44	M95	BACK PAIN	CC-Cypress Creek EMS	332T	CALL COMPLETE
21-08-41569	08/19/2021	05:57:49	M97	32B2 UNKNOWN PROBLEM	Atascocita FD	377K	ACCIDENTAL ACTIVATION
21-08-41612	08/19/2021	10:29:33	M91	HEMORRHAGE/LACERATIONS	CC-Cypress Creek EMS	332K	REFUSAL AMA
21-08-41631	08/19/2021	11:35:05	M97	26C02 MEDICAL CALL	HC-Agency Unknown	377J	CALL COMPLETE
21-08-41895	08/20/2021	15:23:18	M91	FALLS	CC-Cypress Creek EMS	292P	CALL COMPLETE
21-08-41913	08/20/2021	16:27:07	M97	26A02 MEDICAL CALL	Atascocita FD	337W	CALL COMPLETE
21-08-41923	08/20/2021	16:54:40	Level 1	17D04 INJ. PARTY FROM A FALL	Westfield FD	414F	REFUSAL AMA
21-08-42092	08/21/2021	14:18:11	M94	FALLS	HC-Agency Unknown	335Y	CALL COMPLETE
21-08-42452	08/23/2021	09:25:25	M95	MEDICAL CALL	CC-Cypress Creek EMS	333B	DISREGARD
21-08-42517	08/23/2021	15:12:24	M95	26A01 MEDICAL CALL	CC-Cypress Creek EMS	332K	REFUSAL AMA
21-08-42522	08/23/2021	15:48:42	M95	26A2 MEDICAL CALL	CC-Cypress Creek EMS	332K	CALL COMPLETE
21-08-42687	08/24/2021	14:12:05	CHP1	5A01 MEDICAL CALL	Eastex FD	415J	CALL COMPLETE
21-08-42727	08/24/2021	17:53:31	CHP1	18C02G HEADACHE	Eastex FD	375V	CALL COMPLETE
21-08-42794	08/25/2021	00:06:57	M920	6C01 RESPIRATORY	HC-Agency Unknown	NOT FOUND	CALL COMPLETE
21-08-42939	08/25/2021	15:46:42	M97	9E02 FULL ARREST	Atascocita FD	377G	CALL COMPLETE
21-08-42963	08/25/2021	17:14:42	M920	6D03 RESPIRATORY	Atascocita FD	376H	CALL COMPLETE
21-08-43158	08/25/2021	16:25:54	M940	25D03 PSYCHIATRIC	Atascocita FD	337Y	CALL COMPLETE
21-08-43266	08/27/2021	09:37:12	M95	RESPIRATORY	CC-Cypress Creek EMS	293P	REFUSAL AMA
21-08-43760	08/29/2021	15:25:14	M97	RESPIRATORY	HC-Agency Unknown	376A	REFUSAL PARENTAL
21-08-43784	08/29/2021	18:04:49	M91	MOTOR VEHICLE ACCIDENT	CC-Cypress Creek EMS	332K	REFUSAL AMA
21-08-43803	08/30/2021	09:12:43	M93	10C03 CARDIAC	CC-Cypress Creek EMS	329V	DISREGARD
Total Mutual Aid Responses Provided By Your District: 76							CALL COMPLETE

MUTUAL AID PROVIDED TO YOUR DISTRICT

** None Received **