



Harris County Emergency Services District 1
2800 Aldine Bender Road
Houston, Texas 77032

**REGULAR BOARD MEETING
August 31, 2021
ROLL CALL OF COMMISSIONERS**

APPROVED

Document approved by Harris County ESD-1
Board of Commissioners
By a Majority Vote

on 8-31-21 (Date)

[Signature]
President of ESD-1
[Signature]
Secretary of ESD-1

- CATHY SUNDAY, PRESIDENT
- SHIRLEY REED, VICE PRESIDENT
Phone
- FRED SCIBUOLA, TREASURER
Phone
- VIRGINIA BAZAN, SECRETARY
Phone
- PETE SERNA, ASSISTANT TREASURER
- CARYN PAPANTONAKIS, LEGAL COUNSEL TO BOARD
- MELISSA MORTON, CPA TO THE BOARD

~~~~~

- JEREMY HYDE, HCEC PRESIDENT
- HEATH WHITE, HCEC VP OF OPERATIONS
- KEIR VERNON, HCEC VP OF ADMINISTRATION  
*Phone*
- MARK SMITH, HCEC GENERAL COUNSEL  
*Phone*

Office: (281) 449-3131  
Fax: (281) 227-3335  
Email: [info@hcesd-1.org](mailto:info@hcesd-1.org)



**Harris County Emergency Services District 1**  
2800 Aldine Bender Road  
Houston, Texas 77032

**REGULAR BOARD OF COMMISSIONERS MEETING  
August 31, 2021  
SIGN-IN SHEET**

---

---

---

---

---

---

---

---

---

---

---

---

---

---

---

---

---

---

---

---

---

---

---

---

**APPROVED**

Document approved by Harris County ESD-1  
Board of Commissioners  
By a Majority Vote

on 8-31-21 (Date)

\_\_\_\_\_  
President of ESD-1

\_\_\_\_\_  
Secretary of ESD-1

Office: (281) 449-3131  
Fax: (281) 227-3335  
Email: [info@hcec.com](mailto:info@hcec.com)

1449038  
08/24/2021 PERSONAL  
\$9.00 MPR - NOTICE MTG



**HARRIS COUNTY EMERGENCY SERVICES DISTRICT #1**

**BOARD OF COMMISSIONERS  
REGULAR MEETING**

Meeting Date: Tuesday August 31, 2021 Location: 2800 Aldine Bender Road  
Meeting Time: 9:00 a.m. Houston, Texas 77032  
Posting Date: Tuesday, August 24, 2021

**AGENDA**

1. Call to order
2. Moment of Silence and Pledge of Allegiance
3. Roll Call of Commissioners
4. Adoption of agenda
5. Open Forum\*
6. Open Comments from the Board of Commissioners
7. Review and possibly approve all Meeting Minutes
8. Report from Building Committee
9. Possible action on Building Committee report
10. Discuss and possibly approve the Morton Accounting Services' monthly report and authorize payment of bills
11. Possible action on The Morton Accounting Services' monthly report
12. Discuss and possibly approve 2022 budget
13. Discuss and possibly approve setting tax rate, posting notice, setting hearing and adopting the rate
14. Harris County Emergency Corps Report (JH)
15. Possible action on Harris County Emergency Corps Report
16. Adjourn to closed session
  - a. Meeting closed for the purposes to deliberate the appointment, employment, evaluation, reassignment, duties, discipline, or dismissal of a public employee, up to and including Commissioners, Executive Director, Director(s) and potential appointees to the Board of Commissioners - Tex. Gov't Code § 551.074(a) (1).
  - b. Confer with attorney re: pending or threatened litigation - Tex. Gov't Code § 551.071(1) (A).
  - c. Receive advice from attorney regarding legal issues - Tex. Gov't Code § 551.071(2).
  - d. Discussion regarding the purchase, exchange, lease, or value of real property - Tex. Gov't Code § 551.072.
17. Possible action on closed session
18. Announce next Board meeting
19. Adjourn

**HARRIS COUNTY EMERGENCY SERVICES  
DISTRICT #1**

  
Caryn Papantonakis  
Attorney for the District



SEAL

\*Persons wishing to speak before the board may speak one time only and will be limited to 5 minutes per speaker

2021 AUG 24 PM 2:55  
FILED  
HARRIS COUNTY CLERK  
HARRIS COUNTY TEXAS



HARRIS COUNTY EMERGENCY SERVICES DISTRICT #1

BOARD OF COMMISSIONERS
REGULAR MEETING

Meeting Date: Tuesday August 31, 2021
Meeting Time: 9:00 a.m.
Posting Date: Tuesday, August 24, 2021

Location: 2800 Aldine Bender Road
Houston, Texas 77032

AGENDA

- 1. Call to order
2. Moment of Silence and Pledge of Allegiance
3. Roll Call of Commissioners
4. Adoption of agenda
5. Open Forum\*
6. Open Comments from the Board of Commissioners
7. Review and possibly approve all Meeting Minutes
8. Report from Building Committee
9. Possible action on Building Committee report
10. Discuss and possibly approve the Morton Accounting Services' monthly report and authorize payment of bills
11. Possible action on The Morton Accounting Services' monthly report
12. Discuss and possibly approve 2022 budget
13. Discuss and possibly approve setting tax rate, posting notice, setting hearing and adopting the rate
14. Harris County Emergency Corps Report (JH)
15. Possible action on Harris County Emergency Corps Report
16. Adjourn to closed session
a. Meeting closed for the purposes to deliberate the appointment, employment, evaluation, reassignment, duties, discipline, or dismissal of a public employee, up to and including Commissioners, Executive Director, Director(s) and potential appointees to the Board of Commissioners - Tex. Gov't Code § 551.074(a) (1).
b. Confer with attorney re: pending or threatened litigation - Tex. Gov't Code § 551.071(1) (A).
c. Receive advice from attorney regarding legal issues - Tex. Gov't Code § 551.071(2).
d. Discussion regarding the purchase, exchange, lease, or value of real property - Tex. Gov't Code § 551.072.
17. Possible action on closed session
18. Announce next Board meeting
19. Adjourn

APPROVED
Document approved by Harris County ESD-1
Board of Commissioners
By a Majority Vote
on 8-31-21 (Date)
President of ESD-1 Secretary of ESD-1

HARRIS COUNTY EMERGENCY SERVICES
DISTRICT #1

Caryn Papantonakis
Attorney for the District



SEAL

\*Persons wishing to speak before the board may speak one time only and will be limited to 5 minutes per speaker



**HARRIS COUNTY EMERGENCY SERVICES DISTRICT #1  
BOARD OF COMMISSIONERS  
REGULAR MEETING  
MINUTES – July 27, 2021**

**APPROVED**  
Document approved by Harris County ESD-1  
Board of Commissioners  
By a Majority Vote  
on 8-31-21 (Date)  
*[Signature]* President of ESD-1  
*[Signature]* Secretary of ESD-1

1. **Call to Order:** Fred Scibuola called the meeting to order at 9:01 am.
2. **Moment of Silence and Pledge of Allegiance:** Fred Scibuola called for a moment of silence at 9:03 am followed by the Pledge of Allegiance at 9:04 am.
3. **Roll Call of Commissioners:** Present at call to order were HCESD-1 Commissioners, President Cathy Sunday, Vice President Shirley Reed, Secretary Virginia Bazan, Treasurer Fred Scibuola, Asst. Treasurer Pete Serna, and Melissa Morton with Morton Accounting Services along with Legal Counsel Caryn Papantonakis. Also present were Harris County Emergency Corps (HCEC) personnel: President Jeremy Hyde, Vice President of Administration Keir Vernon, and Executive Administrative Asst. Michelle Sterling along with Legal Counsel Mark Smith.
4. **Adoption of Agenda:** Pete Serna made a motion to adopt the agenda as presented. Shirley Reed seconded. Motion carried.
5. **Open Forum:** None.
6. **Open Comments from the Board of Commissioners:** Mr. Serna commended Jeremy Hyde for excellent managing of the finances for HCEC.
7. **Review and possibly approve all Meeting Minutes:** Motion to approve all meeting minutes as presented was made by Cathy Sunday. Motion carried.
8. **Report from Building Committee:** Jeremy Hyde stated that status for Station 92 and 94 air condition is ongoing. Inspectors reviewed the systems last week and are cooperating with us. Mr. Hyde made it clear that we will not drop this issue until there is a resolution and that we do not expect any expenses involving additional work for repairs.
9. **Possible action on Building Committee report:** None
10. **Approve The Morton Accounting Services' monthly report and authorize payment of bills:** Melissa Morton gave the report as follows: At the beginning of June, the Harris County Emergency Services District No 1 (HCESD No 1) beginning Operating Fund Balance was \$16,485,603. During the month, HCESD No 1 received \$159,438 in revenue – the majority of which came from the county tax receipts. HCESD No 1 processed \$2,549,983 in disbursements during the month. 99% of this balance are payments to HCEC for monthly services (\$1,484,943) and to De Lage for our final debt payment to pay off the balance (\$1,046,513). The ending balance as of June 30, 2021 is \$14,095,058. During June, the opening balance for the Texas Class investment account was \$193,560. We received \$5.78 in interest. The current interest rate is 0.0363%. The ending balance for June was \$193,566. The invoices pending board approval total \$1,403,556. The bulk of funds are in the Prosperity account. She has reviewed additional entities but none can beat the current interest rates. The funds in TX Class can be moved over but she suggests leaving a small portion in the account to keep the account open. Mrs. Morton will move \$190,000 to Prosperity from TX Class. No approval or motion

needed to move the funds as she is approved to move funds on an as-needed basis. Shirley Reed made a motion to approve the report as presented and authorize payment of bills. Seconded by Pete Serna. Motion carried.

11. **Possible action on The Morton Accounting Services' monthly report:** None.
12. **Discuss and possibly approve matters related to budget and taxation:** Caryn Papantonakis stated that the first time this was started was last year. Arbitrage Compliance Specialists, Inc. (ACS) is proposing a compliance tax rates will start in September. The date calculated is based on when the official numbers are received. It is estimated at approximately \$22 million according to the email she received. She believes that HCESD #1 is in a good spot. Mrs. Morton hopes to have a drafted budget next month. Motion to approve to allow Caryn Papantonakis to authorize Harris County tax office to calculate TNT per Texas Tax Code (§ 26.04c) and for her to make the resolution was made by Shirley Reed. Motion carried.
13. **Harris County Emergency Corps Report:** HCEC report was given by Mr. Hyde as follows:
  - HCEC responded to 1934 911 calls this month, compared to 1990 in the previous month. Response time is 7:47.
  - The surplus property auction netted HCESD #1 \$73,437.00.
  - We are in the process of installing another redundant fiber internet line between our main building and our backup dispatch center.
  - HCEC recently switched uniform vendors in order to improve our internal customer service
  - HCEC met with some hospital leaders recently in order to improve our offload times and to facilitate a better patient experience.
  - HCEC held its annual leadership offsite conference in Galveston July 8-9. We discussed many topics including changes we can make to build employee satisfaction and retention.
  - DSHS is scheduled to do an onsite regulatory audit of HCEC in later August.
  - Vehicle Accidents: 2 (minor/unavoidable)
  - Vehicle Maintenance Reports: 15
14. **Possible action on Harris County Emergency Corps Report:** None.
15. **Adjourn to closed session:** None.
16. **Possible action on closed session:** None.
17. **Announce next Board meeting:** The Regular Board of Commissioners meeting will be held on Tuesday, August 31, 2021 at 9:00 am.
18. **Adjourn:** Shirley Reed made a motion to adjourn. Motion carried. Meeting adjourned at 9:39 am.



**HCESD No 1 Monthly Financial Report Summary  
August Board Meeting  
Tuesday, August 31, 2021**

At the beginning of July, the Harris County Emergency Services District No 1 (HCESD No 1) beginning Operating Fund Balance was \$14,095,058. During the month, HCESD No 1 received \$62,028 in revenue – the majority of which came from the county tax receipts. HCESD No 1 processed \$1,403,556 in disbursements during the month. 99% of this balance are payments to HCEC for monthly services (\$1,392,739). The ending balance as of July 31, 2021 is \$12,753,530.

During July, the opening balance for the Texas Class investment account was \$193,566. We received \$2.91 in interest. The current interest rate is 0.0199%. There was a transfer of \$190,000 to the Prosperity Money Market account. The ending balance for July was \$3,569. See page 3 for “Investment” Report.

The invoices pending board approval total \$1,678,904. See page 4 for “Unpaid Bills Detail” report.

**APPROVED**  
Document approved by Harris County ESD-1  
Board of Commissioners  
By a Majority Vote  
on 8-31-21 (Date)  
  
President of ESD-1  
  
Secretary of ESD-1

**Harris County ESD No 1  
General Operating Fund  
As of July 31, 2021**

**General Operating Fund**

**BEGINNING BALANCE:** 14,095,058.03

**REVENUE**

|                      |           |                            |                  |
|----------------------|-----------|----------------------------|------------------|
| Deposits             | 59,125.12 | Tax and Receivable Revenue |                  |
| Interest             | 2,899.62  | Savings Interest           |                  |
| Interest             | 2.91      | TX Class Interest          |                  |
| <b>Total Revenue</b> |           |                            | <b>62,027.65</b> |

**DISBURSEMENTS**

|                                   |              |                            |                     |
|-----------------------------------|--------------|----------------------------|---------------------|
| ACH Caryn Papantonakis            | 6,000.00     | Legal                      |                     |
| ACH Fred Scibuola                 | 600.00       | Commissioner Reimbursement |                     |
| ACH HCEC                          | 1,392,739.00 | Monthly Payment            |                     |
| ACH Shirley Reed                  | 1,050.00     | Commissioner Reimbursement |                     |
| ACH The Morton Accounting Service | 3,166.60     | CPA                        |                     |
| <b>Total Disbursements</b>        |              |                            | <b>1,403,555.60</b> |

**ENDING BALANCE:** **12,753,530.08**

**7/31/2021**

| <b>LOCATION OF ASSETS</b>    | <b>Interest Rate</b> | <b>Balance</b>       |
|------------------------------|----------------------|----------------------|
| Prosperity Operating         |                      | 83,199.35            |
| Prosperity Money Mkt         | 0.2500%              | 12,666,761.81        |
| Texas Class                  | 0.0199%              | 3,568.92             |
| <b>Total Account Balance</b> |                      | <b>12,753,530.08</b> |



**Harris County ESD No. 1 - GOF**  
**Unpaid Bills Detail**  
As of August 27, 2021

| Type                                    | Date       | Num            | Memo                                            | Due Date   | Open Balance        |
|-----------------------------------------|------------|----------------|-------------------------------------------------|------------|---------------------|
| <b>Caryn Papantonakis</b>               |            |                |                                                 |            |                     |
| Bill                                    | 08/11/2021 |                | Legal Fees                                      | 08/21/2021 | 6,000.00            |
| Total Caryn Papantonakis                |            |                |                                                 |            | 6,000.00            |
| <b>Fred A Scibuola</b>                  |            |                |                                                 |            |                     |
| Bill                                    | 07/31/2021 | July/Aug Reimb | July 9 - Aug 24, 2021 Reimbursement             | 08/10/2021 | 600.00              |
| Total Fred A Scibuola                   |            |                |                                                 |            | 600.00              |
| <b>Harris County Appraisal District</b> |            |                |                                                 |            |                     |
| Bill                                    | 08/17/2021 | PSI21002267    | 4th Qtr Quarter 2021 Assessment                 | 08/27/2021 | 34,815.00           |
| Total Harris County Appraisal District  |            |                |                                                 |            | 34,815.00           |
| <b>HCEC</b>                             |            |                |                                                 |            |                     |
| Bill                                    | 07/31/2021 | 2390           | July 2021                                       | 08/10/2021 | 1,632,375.00        |
| Total HCEC                              |            |                |                                                 |            | 1,632,375.00        |
| <b>Oak Interactive, LLC</b>             |            |                |                                                 |            |                     |
| Bill                                    | 07/01/2021 | 12967          | Monthly Website Maintenance - June              | 07/11/2021 | 450.00              |
| Bill                                    | 07/31/2021 | 12988          | Monthly Website Maintenance - July              | 08/10/2021 | 450.00              |
| Total Oak Interactive, LLC              |            |                |                                                 |            | 900.00              |
| <b>Shirley Reed</b>                     |            |                |                                                 |            |                     |
| Bill                                    | 08/25/2021 | Reim Aug 25    | Reimbursement Request July 21 - August 11, 2021 | 09/04/2021 | 750.00              |
| Total Shirley Reed                      |            |                |                                                 |            | 750.00              |
| <b>The Morton Accounting Services</b>   |            |                |                                                 |            |                     |
| Bill                                    | 07/31/2021 | 2226           | July CPA Services                               | 08/10/2021 | 3,464.15            |
| Total The Morton Accounting Services    |            |                |                                                 |            | 3,464.15            |
| <b>TOTAL</b>                            |            |                |                                                 |            | <b>1,678,904.15</b> |

**Harris County ESD No. 1 - GOF  
Profit & Loss Budget vs. Actual  
January through July 2021**

|                                                        | Jan - Jul 21  | Budget        | \$ Over Budget | % of Budget |
|--------------------------------------------------------|---------------|---------------|----------------|-------------|
| <b>Ordinary Income/Expense</b>                         |               |               |                |             |
| <b>Income</b>                                          |               |               |                |             |
| <b>41000 · Service Revenue</b>                         |               |               |                |             |
| 41100 · HCEC Ambulance Lease Revenue                   | 49,000.00     | 84,000.00     | -35,000.00     | 58.3%       |
| 41200 · HCEC Property Lease Revenue                    | 318,871.00    | 546,636.00    | -227,765.00    | 58.3%       |
| <b>Total 41000 · Service Revenue</b>                   | 367,871.00    | 630,636.00    | -262,765.00    | 58.3%       |
| <b>42000 · Tax Revenues</b>                            |               |               |                |             |
| 42100 · Penalty & Interest                             | 146,246.40    | 200,000.00    | -53,753.60     | 73.1%       |
| 42300 · Tax Revenue                                    | 7,384,985.64  | 18,001,680.00 | -10,616,694.36 | 41.0%       |
| <b>Total 42000 · Tax Revenues</b>                      | 7,531,232.04  | 18,201,680.00 | -10,670,447.96 | 41.4%       |
| <b>43000 · Other Income</b>                            |               |               |                |             |
| 43100 · Miscellaneous Income                           | 0.60          | 5,000.00      | -4,999.40      | 0.0%        |
| 43150 · Proceeds from Sale of Asset                    | 0.00          | 2,000.00      | -2,000.00      | 0.0%        |
| 43200 · Donations & Contributions                      | 5,305.62      | 7,200.00      | -1,894.38      | 73.7%       |
| 43700 · Interest Earned on Temp. Invest                | 25,211.38     | 75,000.00     | -49,788.62     | 33.6%       |
| <b>Total 43000 · Other Income</b>                      | 30,517.60     | 89,200.00     | -58,682.40     | 34.2%       |
| <b>Total Income</b>                                    | 7,929,620.64  | 18,921,516.00 | -10,991,895.36 | 41.9%       |
| <b>Gross Profit</b>                                    | 7,929,620.64  | 18,921,516.00 | -10,991,895.36 | 41.9%       |
| <b>Expense</b>                                         |               |               |                |             |
| <b>143502 · Commissions Paid from Levy</b>             | 54,958.36     | 75,000.00     | -20,041.64     | 73.3%       |
| <b>162800 · Facilities &amp; Equipment (DNU)</b>       |               |               |                |             |
| 162805 · Furniture/Equip - Non-Asset                   | 3,099.46      | 20,000.00     | -16,900.54     | 15.5%       |
| 162840 · Equip Rental & Maintenance                    | 2,500.00      |               |                |             |
| <b>Total 162800 · Facilities &amp; Equipment (DNU)</b> | 5,599.46      | 20,000.00     | -14,400.54     | 28.0%       |
| <b>170000 · Capital Purchases</b>                      | 0.00          | 780,000.00    | -780,000.00    | 0.0%        |
| <b>50000 · Commissioner Salaries and Wages</b>         |               |               |                |             |
| 50250 · Commissioner Reimbursement                     | 9,750.00      | 36,000.00     | -26,250.00     | 27.1%       |
| <b>Total 50000 · Commissioner Salaries and Wages</b>   | 9,750.00      | 36,000.00     | -26,250.00     | 27.1%       |
| <b>51000 · HCEC Program Expense</b>                    |               |               |                |             |
| 51100 · HCEC Contract Expense                          | 10,648,032.00 | 17,473,613.00 | -6,825,581.00  | 60.9%       |
| 51150 · HCEC Contract Expenses                         | 0.00          | 0.00          | 0.00           | 0.0%        |
| <b>Total 51000 · HCEC Program Expense</b>              | 10,648,032.00 | 17,473,613.00 | -6,825,581.00  | 60.9%       |
| <b>52000 · Contract Services (DNU)</b>                 |               |               |                |             |
| 52100 · Accounting Fees                                | 27,989.38     | 50,000.00     | -22,010.62     | 56.0%       |
| 52200 · Audit Fees                                     | 17,075.00     | 18,000.00     | -925.00        | 94.9%       |
| 52300 · Legal Fees                                     | 42,000.00     | 75,000.00     | -33,000.00     | 56.0%       |
| 52350 · Outside Contract Services                      | 18,347.60     | 100,000.00    | -81,652.40     | 18.3%       |
| 52550 · Election Expense                               | 73.12         | 10,000.00     | -9,926.88      | 0.7%        |
| <b>Total 52000 · Contract Services (DNU)</b>           | 105,485.10    | 253,000.00    | -147,514.90    | 41.7%       |
| <b>53000 · Operations (DNU)</b>                        |               |               |                |             |
| 53100 · Banking Fees                                   | 0.00          | 400.00        | -400.00        | 0.0%        |
| 53150 · Dues & Subscriptions                           | 4,699.00      | 11,000.00     | -6,301.00      | 42.7%       |
| 53200 · Postage                                        | 7.40          | 300.00        | -292.60        | 2.5%        |
| 53300 · Printing & Copying                             | 34.80         | 250.00        | -215.20        | 13.9%       |
| 53350 · Legal Notices & Filing Fees                    | 694.01        | 14,000.00     | -13,305.99     | 5.0%        |
| 53400 · Office Supplies                                | 291.35        | 1,000.00      | -708.65        | 29.1%       |
| <b>Total 53000 · Operations (DNU)</b>                  | 5,726.56      | 26,950.00     | -21,223.44     | 21.2%       |

1:50 PM

08/27/21

Accrual Basis

**Harris County ESD No. 1 - GOF  
Profit & Loss Budget vs. Actual  
January through July 2021**

|                                                 | Jan - Jul 21         | Budget               | \$ Over Budget     | % of Budget   |
|-------------------------------------------------|----------------------|----------------------|--------------------|---------------|
| <b>54000 · General and Admin Expenses</b>       |                      |                      |                    |               |
| 54150 · Insurance - Gen Liab-Err & Omis         | 65,472.00            | 65,000.00            | 472.00             | 100.7%        |
| 54200 · Insurance - Treasurer's Bond            | 0.00                 | 1,000.00             | -1,000.00          | 0.0%          |
| 54300 · Other Costs (Contengency Funds)         | 0.00                 | 1,500.00             | -1,500.00          | 0.0%          |
| 54400 · HCAD Qtr Expenses                       | 68,821.00            | 140,000.00           | -71,179.00         | 49.2%         |
| 54450 · Depreciation Expense                    | 0.00                 | 1,250,000.00         | -1,250,000.00      | 0.0%          |
| 54600 · Travel & Meetings                       | 0.00                 | 4,000.00             | -4,000.00          | 0.0%          |
| 54650 · Conference, Conven & Meetings           | 40.00                | 6,000.00             | -5,960.00          | 0.7%          |
| 54700 · Travel/Lodging                          | 0.00                 | 5,000.00             | -5,000.00          | 0.0%          |
| 54800 · Repairs & Maintenance (DNU)             | 7,965.82             |                      |                    |               |
| <b>Total 54000 · General and Admin Expenses</b> | 142,298.82           | 1,472,500.00         | -1,330,201.18      | 9.7%          |
| <b>60000 · Interest Expense</b>                 | 66,509.04            | 135,519.44           | -69,010.40         | 49.1%         |
| <b>61000 · Loan Costs</b>                       | 0.00                 | 805,834.84           | -805,834.84        | 0.0%          |
| <b>Total Expense</b>                            | 11,038,359.34        | 21,078,417.28        | -10,040,057.94     | 52.4%         |
| <b>Net Ordinary Income</b>                      | -3,108,738.70        | -2,156,901.28        | -951,837.42        | 144.1%        |
| <b>Other Income/Expense</b>                     | 0.00                 | 0.00                 | 0.00               | 0.0%          |
| <b>Net Income</b>                               | <b>-3,108,738.70</b> | <b>-2,156,901.28</b> | <b>-951,837.42</b> | <b>144.1%</b> |

## Harris County ESD No. 1 - GOF Balance Sheet Prev Year Comparison As of July 31, 2021

|                                                   | Jul 31, 21           | Jul 31, 20           | \$ Change            | % Change        |
|---------------------------------------------------|----------------------|----------------------|----------------------|-----------------|
| <b>ASSETS</b>                                     |                      |                      |                      |                 |
| <b>Current Assets</b>                             |                      |                      |                      |                 |
| <b>Checking/Savings</b>                           |                      |                      |                      |                 |
| 11000 · Prosperity Operating Account              | 83,199.35            | 22,529.55            | 60,669.80            | 269.3%          |
| 11050 · Prosperity Money Mkt                      | 12,666,761.81        | 15,907,084.70        | -3,240,322.89        | -20.4%          |
| 11100 · Cash in Bank                              | 0.00                 | 86,610.51            | -86,610.51           | -100.0%         |
| 11300 · Time Deposits                             | 0.00                 | 415,358.58           | -415,358.58          | -100.0%         |
| 11350 · Texas Class Investment                    | 3,568.92             | 189,919.06           | -186,350.14          | -98.1%          |
| <b>Total Checking/Savings</b>                     | <b>12,753,530.08</b> | <b>16,621,502.40</b> | <b>-3,867,972.32</b> | <b>-23.3%</b>   |
| <b>Accounts Receivable</b>                        |                      |                      |                      |                 |
| 11001 · *Accounts Receivable                      | 11.57                | 11.57                | 0.00                 | 0.0%            |
| <b>Total Accounts Receivable</b>                  | <b>11.57</b>         | <b>11.57</b>         | <b>0.00</b>          | <b>0.0%</b>     |
| <b>Other Current Assets</b>                       |                      |                      |                      |                 |
| <b>11500 · Accounts Receivable</b>                |                      |                      |                      |                 |
| 11510 · Current Taxes Receivables                 | 8,029,540.39         | 6,488,878.96         | 1,540,661.43         | 23.7%           |
| 11520 · Delinquent Taxes Receivable               | 1,689,956.39         | 1,446,046.66         | 243,909.73           | 16.9%           |
| 11550 · Due from Tax Assessor                     | 0.00                 | -0.60                | 0.60                 | 100.0%          |
| 11590 · Allowance Doubtful Accts-Tax              | -903,020.00          | -903,020.00          | 0.00                 | 0.0%            |
| 11500 · Accounts Receivable - Other               | 17,125.50            | 17,125.50            | 0.00                 | 0.0%            |
| <b>Total 11500 · Accounts Receivable</b>          | <b>8,833,602.28</b>  | <b>7,049,030.52</b>  | <b>1,784,571.76</b>  | <b>25.3%</b>    |
| <b>11600 · Fees for Services Receivable</b>       |                      |                      |                      |                 |
| 11610 · Service Fee Receivable                    | 63,984,734.72        | 63,984,803.94        | -69.22               | 0.0%            |
| 11650 · Allowance for Bad Debt                    | -63,961,127.00       | -63,961,127.00       | 0.00                 | 0.0%            |
| <b>Total 11600 · Fees for Services Receivable</b> | <b>23,607.72</b>     | <b>23,676.94</b>     | <b>-69.22</b>        | <b>-0.3%</b>    |
| <b>11800 · Prepaid Expense</b>                    |                      |                      |                      |                 |
| 11810 · Prepaid Other                             | 547,467.42           | 0.00                 | 547,467.42           | 100.0%          |
| 11800 · Prepaid Expense - Other                   | 39,848.00            | 39,848.00            | 0.00                 | 0.0%            |
| <b>Total 11800 · Prepaid Expense</b>              | <b>587,315.42</b>    | <b>39,848.00</b>     | <b>547,467.42</b>    | <b>1,373.9%</b> |
| <b>Total Other Current Assets</b>                 | <b>9,444,525.42</b>  | <b>7,112,555.46</b>  | <b>2,331,969.96</b>  | <b>32.8%</b>    |
| <b>Total Current Assets</b>                       | <b>22,198,067.07</b> | <b>23,734,069.43</b> | <b>-1,536,002.36</b> | <b>-6.5%</b>    |
| <b>Fixed Assets</b>                               |                      |                      |                      |                 |
| <b>15000 · Vehicle Assets</b>                     |                      |                      |                      |                 |
| 15010 · Vehicles                                  | 2,353,261.30         | 2,669,050.50         | -315,789.20          | -11.8%          |
| 15020 · Vehicles on Order                         | 1,843,888.36         | 464,418.68           | 1,379,469.68         | 297.0%          |
| <b>Total 15000 · Vehicle Assets</b>               | <b>4,197,149.66</b>  | <b>3,133,469.18</b>  | <b>1,063,680.48</b>  | <b>34.0%</b>    |
| <b>16000 · Land</b>                               |                      |                      |                      |                 |
| 16010 · Land- 1620 Isom Property                  | 235,546.58           | 235,546.58           | 0.00                 | 0.0%            |
| 16020 · Land- Fallbrook Property                  | 30,809.15            | 30,809.15            | 0.00                 | 0.0%            |
| 16030 · Land- Old Humble Rd Property              | 117,980.67           | 117,980.67           | 0.00                 | 0.0%            |
| 16040 · Land- 2800 Aldine Bender                  | 309,467.00           | 309,467.00           | 0.00                 | 0.0%            |
| 16000 · Land - Other                              | 885,097.93           | 885,097.93           | 0.00                 | 0.0%            |
| <b>Total 16000 · Land</b>                         | <b>1,578,901.33</b>  | <b>1,578,901.33</b>  | <b>0.00</b>          | <b>0.0%</b>     |
| <b>17000 · Furniture and Equipment</b>            |                      |                      |                      |                 |
| 17010 · Off. & Maint Equipment                    | 1,509,234.60         | 1,514,002.60         | -4,768.00            | -0.3%           |
| 17020 · Medical Equipment                         | 3,865,895.69         | 3,561,022.98         | 304,872.71           | 8.6%            |
| 17030 · Software & License Agreements             | 70,320.84            | 55,296.84            | 15,024.00            | 27.2%           |
| 17040 · Furniture & Fixtures                      | 247,256.48           | 247,256.48           | 0.00                 | 0.0%            |
| 17050 · Communication Cntr New Station            | 453,150.26           | 431,434.26           | 21,716.00            | 5.0%            |
| 17000 · Furniture and Equipment - Other           | 14,850.00            | 14,850.00            | 0.00                 | 0.0%            |
| <b>Total 17000 · Furniture and Equipment</b>      | <b>6,160,707.87</b>  | <b>5,823,863.16</b>  | <b>336,844.71</b>    | <b>5.8%</b>     |
| <b>18000 · Building and Improvements</b>          |                      |                      |                      |                 |
| 18010 · 1620 Isom Admin Bldg                      | 488,507.62           | 488,507.62           | 0.00                 | 0.0%            |
| 18020 · 2800 Aldine Bender Bldg                   | 5,810,117.91         | 5,810,117.91         | 0.00                 | 0.0%            |
| 18030 · 7710 Fallbrook Station                    | 476,537.75           | 476,537.75           | 0.00                 | 0.0%            |
| 18040 · 10512 Airline Station                     | 238,339.00           | 238,339.00           | 0.00                 | 0.0%            |
| 18050 · 6310 Aldine Bender Station                | 523,695.00           | 523,695.00           | 0.00                 | 0.0%            |
| 18060 · Station #92                               | 3,761,643.25         | 3,448,523.56         | 313,119.69           | 9.1%            |
| 18070 · Station #94                               | 2,856,734.31         | 2,850,591.81         | 6,142.50             | 0.2%            |
| 18080 · Station #97                               | 2,059,635.01         | 1,219,827.10         | 839,807.91           | 68.9%           |
| <b>Total 18000 · Building and Improvements</b>    | <b>16,215,209.85</b> | <b>15,056,139.75</b> | <b>1,159,070.10</b>  | <b>7.7%</b>     |

**Harris County ESD No. 1 - GOF**  
**Balance Sheet Prev Year Comparison**  
**As of July 31, 2021**

|                                            | Jul 31, 21           | Jul 31, 20           | \$ Change            | % Change      |
|--------------------------------------------|----------------------|----------------------|----------------------|---------------|
| 19000 · Accumulated Depreciation           | -10,093,587.85       | -8,709,866.56        | -1,383,721.29        | -15.9%        |
| <b>Total Fixed Assets</b>                  | <b>18,058,380.86</b> | <b>16,882,506.86</b> | <b>1,175,874.00</b>  | <b>7.0%</b>   |
| <b>Other Assets</b>                        |                      |                      |                      |               |
| 19500 · Call Center License                |                      |                      |                      |               |
| 19550 · Old Comm Center Other              | 800,000.00           | 800,000.00           | 0.00                 | 0.0%          |
| <b>Total 19500 · Call Center License</b>   | <b>800,000.00</b>    | <b>800,000.00</b>    | <b>0.00</b>          | <b>0.0%</b>   |
| <b>Total Other Assets</b>                  | <b>800,000.00</b>    | <b>800,000.00</b>    | <b>0.00</b>          | <b>0.0%</b>   |
| <b>TOTAL ASSETS</b>                        | <b>41,056,447.93</b> | <b>41,416,576.29</b> | <b>-360,128.36</b>   | <b>-0.9%</b>  |
| <b>LIABILITIES &amp; EQUITY</b>            |                      |                      |                      |               |
| <b>Liabilities</b>                         |                      |                      |                      |               |
| <b>Current Liabilities</b>                 |                      |                      |                      |               |
| <b>Accounts Payable</b>                    |                      |                      |                      |               |
| 20000 · Accounts Payable                   | 1,637,339.15         | 1,741,900.92         | -104,561.77          | -6.0%         |
| 20050 · Unclaimed Property                 | 354.35               | 352.41               | 1.94                 | 0.6%          |
| <b>Total Accounts Payable</b>              | <b>1,637,693.50</b>  | <b>1,742,253.33</b>  | <b>-104,559.83</b>   | <b>-6.0%</b>  |
| <b>Other Current Liabilities</b>           |                      |                      |                      |               |
| 12740 · Due To Construction                | 78,520.72            | 0.00                 | 78,520.72            | 100.0%        |
| 22000 · Accrued Expenses                   |                      |                      |                      |               |
| 22200 · Interest Payable                   | 10,903.63            | 0.00                 | 10,903.63            | 100.0%        |
| <b>Total 22000 · Accrued Expenses</b>      | <b>10,903.63</b>     | <b>0.00</b>          | <b>10,903.63</b>     | <b>100.0%</b> |
| 23000 · Other Payables                     |                      |                      |                      |               |
| 23020 · Deferred Taxes                     | 19,048,117.04        | 17,879,361.16        | 1,168,755.88         | 6.5%          |
| <b>Total 23000 · Other Payables</b>        | <b>19,048,117.04</b> | <b>17,879,361.16</b> | <b>1,168,755.88</b>  | <b>6.5%</b>   |
| 24000 · Current Notes Payable              |                      |                      |                      |               |
| 24040 · De Lage Landen Principle           | 0.00                 | 157,119.33           | -157,119.33          | -100.0%       |
| 24050 · Government Capital Debt            | 444,786.08           | 192,585.54           | 252,200.54           | 131.0%        |
| <b>Total 24000 · Current Notes Payable</b> | <b>444,786.08</b>    | <b>349,704.87</b>    | <b>95,081.21</b>     | <b>27.2%</b>  |
| <b>Total Other Current Liabilities</b>     | <b>19,582,327.47</b> | <b>18,229,066.03</b> | <b>1,353,261.44</b>  | <b>7.4%</b>   |
| <b>Total Current Liabilities</b>           | <b>21,220,020.97</b> | <b>19,971,319.36</b> | <b>1,248,701.61</b>  | <b>6.3%</b>   |
| <b>Long Term Liabilities</b>               |                      |                      |                      |               |
| 25000 · Long Term Debt                     |                      |                      |                      |               |
| 25020 · Note Payable- WF                   | 0.00                 | -0.01                | 0.01                 | 100.0%        |
| 25040 · Note Payable- DeLage Landen        | 25,925.20            | 1,232,849.19         | -1,206,923.99        | -97.9%        |
| 25050 · Note Payable - Government Cap      | 5,365,394.21         | 6,059,288.97         | -693,894.76          | -11.5%        |
| 25060 · Note - Stryker Equipment           | 784,929.50           | 1,177,394.25         | -392,464.75          | -33.3%        |
| <b>Total 25000 · Long Term Debt</b>        | <b>6,176,248.91</b>  | <b>8,469,532.40</b>  | <b>-2,293,283.49</b> | <b>-27.1%</b> |
| <b>Total Long Term Liabilities</b>         | <b>6,176,248.91</b>  | <b>8,469,532.40</b>  | <b>-2,293,283.49</b> | <b>-27.1%</b> |
| <b>Total Liabilities</b>                   | <b>27,396,269.88</b> | <b>28,440,851.76</b> | <b>-1,044,581.88</b> | <b>-3.7%</b>  |
| <b>Equity</b>                              |                      |                      |                      |               |
| 30000 · Opening Bal Equity                 | 5,996,412.00         | 5,996,412.00         | 0.00                 | 0.0%          |
| 30100 · Unassigned Fund Balance            | 9,357,504.72         | 8,434,930.54         | 922,574.18           | 10.9%         |
| 30400 · Unrestricted Net Assets            | 1,415,000.03         | 1,415,000.03         | 0.00                 | 0.0%          |
| Net Income                                 | -3,108,738.70        | -2,870,618.04        | -238,120.66          | -8.3%         |
| <b>Total Equity</b>                        | <b>13,660,178.05</b> | <b>12,975,724.53</b> | <b>684,453.52</b>    | <b>5.3%</b>   |
| <b>TOTAL LIABILITIES &amp; EQUITY</b>      | <b>41,056,447.93</b> | <b>41,416,576.29</b> | <b>-360,128.36</b>   | <b>-0.9%</b>  |

Harris County ESD No. 1 - GOF  
Profit & Loss Detail

January through July 2021

| Type                                        | Date       | Num  | Adj | Name                     | Memo                      | Amount     |
|---------------------------------------------|------------|------|-----|--------------------------|---------------------------|------------|
| <b>Ordinary Income/Expense</b>              |            |      |     |                          |                           |            |
| <b>Income</b>                               |            |      |     |                          |                           |            |
| <b>41000 - Service Revenue</b>              |            |      |     |                          |                           |            |
| <b>41100 - HCEC Ambulance Lease Revenue</b> |            |      |     |                          |                           |            |
| Bill                                        | 01/31/2021 | 2277 |     | HCEC                     | Master Lease for Vehicles | 7,000.00   |
| Bill                                        | 02/28/2021 | 2294 |     | HCEC                     | Master Lease for Vehicles | 7,000.00   |
| Bill                                        | 03/31/2021 | 2316 |     | HCEC                     | Master Lease for Vehicles | 7,000.00   |
| Bill                                        | 04/30/2021 | 2339 |     | HCEC                     | Master Lease for Vehicles | 7,000.00   |
| Bill                                        | 05/31/2021 | 2354 |     | HCEC                     | Master Lease for Vehicles | 7,000.00   |
| Bill                                        | 06/30/2021 | 2371 |     | HCEC                     | Master Lease for Vehicles | 7,000.00   |
| Bill                                        | 07/31/2021 | 2390 |     | HCEC                     | Master Lease for Vehicles | 7,000.00   |
| Total 41100 - HCEC Ambulance Lease Revenue  |            |      |     |                          |                           | 49,000.00  |
| <b>41200 - HCEC Property Lease Revenue</b>  |            |      |     |                          |                           |            |
| Bill                                        | 01/31/2021 | 2277 |     | HCEC                     | Original Agreement        | 45,553.00  |
| Bill                                        | 02/28/2021 | 2294 |     | HCEC                     | Original Agreement        | 45,553.00  |
| Bill                                        | 03/31/2021 | 2316 |     | HCEC                     | Original Agreement        | 45,553.00  |
| Bill                                        | 04/30/2021 | 2339 |     | HCEC                     | Original Agreement        | 45,553.00  |
| Bill                                        | 05/31/2021 | 2354 |     | HCEC                     | Original Agreement        | 45,553.00  |
| Bill                                        | 06/30/2021 | 2371 |     | HCEC                     | Original Agreement        | 45,553.00  |
| Bill                                        | 07/31/2021 | 2390 |     | HCEC                     | Original Agreement        | 45,553.00  |
| Total 41200 - HCEC Property Lease Revenue   |            |      |     |                          |                           | 318,871.00 |
| Total 41000 - Service Revenue               |            |      |     |                          |                           | 367,871.00 |
| <b>42000 - Tax Revenues</b>                 |            |      |     |                          |                           |            |
| <b>42100 - Penalty &amp; Interest</b>       |            |      |     |                          |                           |            |
| Deposit                                     | 01/04/2021 |      |     | Harris County Tax Office | Deliquent P&I             | 285.39     |
| Deposit                                     | 01/07/2021 |      |     | Harris County Tax Office | Deliquent P&I             | 989.70     |
| Deposit                                     | 01/11/2021 |      |     | Harris County Tax Office | Deliquent P&I             | 1,602.35   |
| Deposit                                     | 01/12/2021 |      |     | Harris County Tax Office | Deliquent P&I             | 904.25     |
| Deposit                                     | 01/13/2021 |      |     | Harris County Tax Office | Deliquent P&I             | 652.81     |
| Deposit                                     | 01/14/2021 |      |     | Harris County Tax Office | Deliquent P&I             | 323.48     |
| Deposit                                     | 01/15/2021 |      |     | Harris County Tax Office | Deliquent P&I             | 295.49     |
| Deposit                                     | 01/15/2021 |      |     | Harris County Tax Office | Deliquent P&I             | 37.77      |
| Deposit                                     | 01/19/2021 |      |     | Harris County Tax Office | Deliquent P&I             | 645.44     |
| Deposit                                     | 01/21/2021 |      |     | Harris County Tax Office | Deliquent P&I             | 116.91     |
| Deposit                                     | 01/22/2021 |      |     | Harris County Tax Office | Deliquent P&I             | 393.73     |
| Deposit                                     | 01/25/2021 |      |     | Harris County Tax Office | Deliquent P&I             | 687.00     |
| Deposit                                     | 01/26/2021 |      |     | Harris County Tax Office | Deliquent P&I             | 489.28     |
| Deposit                                     | 01/27/2021 |      |     | Harris County Tax Office | Deliquent P&I             | 2,380.77   |
| Deposit                                     | 02/01/2021 |      |     | Harris County Tax Office | Deliquent P&I             | 234.45     |
| Deposit                                     | 02/04/2021 |      |     | Harris County Tax Office | Deliquent P&I             | 2,622.18   |
| Deposit                                     | 02/05/2021 |      |     | Harris County Tax Office | Deliquent P&I             | 1,215.99   |
| Deposit                                     | 02/09/2021 |      |     | Harris County Tax Office | -MULTIPLE-                | 4,043.75   |
| Deposit                                     | 02/10/2021 |      |     | Harris County Tax Office | -MULTIPLE-                | 4,546.77   |
| Deposit                                     | 02/11/2021 |      |     | Harris County Tax Office | Deliquent P&I             | 55.06      |
| Deposit                                     | 02/15/2021 |      |     | Harris County Tax Office | -MULTIPLE-                | 5,671.69   |
| Deposit                                     | 02/22/2021 |      |     | Harris County Tax Office | -MULTIPLE-                | 2,850.84   |
| Deposit                                     | 02/26/2021 |      |     | Harris County Tax Office | -MULTIPLE-                | 2,120.50   |
| Deposit                                     | 03/04/2021 |      |     | Harris County Tax Office | -MULTIPLE-                | 3,268.36   |
| Deposit                                     | 03/09/2021 |      |     | Harris County Tax Office | -MULTIPLE-                | 2,185.02   |
| Deposit                                     | 03/11/2021 |      |     | Harris County Tax Office | -MULTIPLE-                | 144.27     |
| Deposit                                     | 03/15/2021 |      |     | Harris County Tax Office | -MULTIPLE-                | 10,587.66  |
| Deposit                                     | 03/18/2021 |      |     | Harris County Tax Office | -MULTIPLE-                | 3,522.38   |
| Deposit                                     | 03/23/2021 |      |     | Harris County Tax Office | -MULTIPLE-                | 4,311.17   |
| Deposit                                     | 03/25/2021 |      |     | Harris County Tax Office | -MULTIPLE-                | 3,142.35   |
| Deposit                                     | 03/30/2021 |      |     | Harris County Tax Office | -MULTIPLE-                | 5,604.43   |
| Deposit                                     | 04/01/2021 |      |     | Harris County Tax Office | -MULTIPLE-                | 4,543.54   |
| Deposit                                     | 04/07/2021 |      |     | Harris County Tax Office | -MULTIPLE-                | 156.98     |
| Deposit                                     | 04/07/2021 |      |     | Harris County Tax Office | -MULTIPLE-                | 5,117.69   |
| Deposit                                     | 04/12/2021 |      |     | Harris County Tax Office | -MULTIPLE-                | 7,926.02   |
| Deposit                                     | 04/15/2021 |      |     | Harris County Tax Office | -MULTIPLE-                | 2,902.31   |
| Deposit                                     | 04/21/2021 |      |     | Harris County Tax Office | -MULTIPLE-                | 3,789.65   |
| Deposit                                     | 04/23/2021 |      |     | Harris County Tax Office | -MULTIPLE-                | 2,115.00   |
| Deposit                                     | 04/28/2021 |      |     | Harris County Tax Office | -MULTIPLE-                | 2,606.84   |
| Deposit                                     | 05/06/2021 |      |     | Harris County Tax Office | -MULTIPLE-                | 4,543.37   |
| Deposit                                     | 05/07/2021 |      |     | Harris County Tax Office | -MULTIPLE-                | 141.38     |
| Deposit                                     | 05/13/2021 |      |     | Harris County Tax Office | -MULTIPLE-                | 6,865.50   |
| Deposit                                     | 05/17/2021 |      |     | Harris County Tax Office | -MULTIPLE-                | 2,055.49   |
| Deposit                                     | 05/21/2021 |      |     | Harris County Tax Office | -MULTIPLE-                | 2,234.78   |
| Deposit                                     | 05/26/2021 |      |     | Harris County Tax Office | -MULTIPLE-                | 2,917.82   |
| Deposit                                     | 06/03/2021 |      |     | Harris County Tax Office | -MULTIPLE-                | 4,609.51   |
| Deposit                                     | 06/08/2021 |      |     | Harris County Tax Office | -MULTIPLE-                | 142.07     |
| Deposit                                     | 06/10/2021 |      |     | Harris County Tax Office | -MULTIPLE-                | 4,978.71   |
| Deposit                                     | 06/15/2021 |      |     | Harris County Tax Office | -MULTIPLE-                | 5,046.89   |
| Deposit                                     | 06/18/2021 |      |     | Harris County Tax Office | -MULTIPLE-                | 6,018.93   |
| Deposit                                     | 06/29/2021 |      |     | Harris County Tax Office | -MULTIPLE-                | 3,963.36   |
| Deposit                                     | 07/09/2021 |      |     | Harris County Tax Office | -MULTIPLE-                | 7,484.79   |
| Deposit                                     | 07/12/2021 |      |     | Harris County Tax Office | -MULTIPLE-                | 154.53     |
| Total 42100 - Penalty & Interest            |            |      |     |                          |                           | 146,246.40 |

**Harris County ESD No. 1 - GOF  
Profit & Loss Detail**

January through July 2021

| Type                                             | Date       | Num       | Adj | Name                                 | Memo                                                              | Amount       |
|--------------------------------------------------|------------|-----------|-----|--------------------------------------|-------------------------------------------------------------------|--------------|
| <b>42300 - Tax Revenue</b>                       |            |           |     |                                      |                                                                   |              |
| General Jo...                                    | 01/01/2021 | CPA 20... | *   | Harris County Appraisal District     | Adjustment for Revenue received in 2021 related to 2020           | -640,415.47  |
| General Jo...                                    | 01/01/2021 | CPA 20... | *   | Harris County Tax Office             | Adjustment for year end revenue adjustment                        | 640,415.47   |
| Deposit                                          | 01/04/2021 |           |     | Harris County Tax Office             | Current Levy                                                      | 161,545.46   |
| Deposit                                          | 01/07/2021 |           |     | Harris County Tax Office             | Current Levy                                                      | 478,870.01   |
| Deposit                                          | 01/11/2021 |           |     | Harris County Tax Office             | Current Levy                                                      | 132,812.05   |
| Deposit                                          | 01/12/2021 |           |     | Harris County Tax Office             | Current Levy                                                      | 2,775,538.75 |
| Deposit                                          | 01/13/2021 |           |     | Harris County Tax Office             | Current Levy                                                      | 155,748.15   |
| Deposit                                          | 01/14/2021 |           |     | Harris County Tax Office             | Current Levy                                                      | 279,110.25   |
| Deposit                                          | 01/15/2021 |           |     | Harris County Tax Office             | Current Levy                                                      | 314,964.20   |
| Deposit                                          | 01/15/2021 |           |     | Harris County Tax Office             | Current Levy                                                      | 3,480.03     |
| Deposit                                          | 01/19/2021 |           |     | Harris County Tax Office             | Current Levy                                                      | 317,383.20   |
| Deposit                                          | 01/21/2021 |           |     | Harris County Tax Office             | Current Levy                                                      | 383,910.90   |
| Deposit                                          | 01/22/2021 |           |     | Harris County Tax Office             | Current Levy                                                      | 240,024.75   |
| Deposit                                          | 01/25/2021 |           |     | Harris County Tax Office             | Current Levy                                                      | 494,164.79   |
| Deposit                                          | 01/26/2021 |           |     | Harris County Tax Office             | Current Levy                                                      | 265,918.51   |
| Deposit                                          | 01/27/2021 |           |     | Harris County Tax Office             | Current Levy                                                      | 320,013.59   |
| General Jo...                                    | 02/28/2021 | CPA 21-1  | *   |                                      | Accrual entry for annual revenue                                  | 1,061,501.00 |
| Total 42300 - Tax Revenue                        |            |           |     |                                      |                                                                   | 7,384,985.64 |
| Total 42000 - Tax Revenues                       |            |           |     |                                      |                                                                   | 7,531,232.04 |
| <b>43000 - Other Income</b>                      |            |           |     |                                      |                                                                   |              |
| <b>43100 - Miscellaneous Income</b>              |            |           |     |                                      |                                                                   |              |
| General Jo...                                    | 01/01/2021 | CPA 20... | *   | Harris County Tax Office             | Adjustment for year end revenue adjustment                        | 0.60         |
| Total 43100 - Miscellaneous Income               |            |           |     |                                      |                                                                   | 0.60         |
| <b>43200 - Donations &amp; Contributions</b>     |            |           |     |                                      |                                                                   |              |
| Deposit                                          | 01/21/2021 |           |     | Harris County Utility District No 15 | Deposit                                                           | 1,531.95     |
| Deposit                                          | 06/14/2021 |           |     | Harris County Utility District No 15 | Deposit                                                           | 3,773.67     |
| Total 43200 - Donations & Contributions          |            |           |     |                                      |                                                                   | 5,305.62     |
| <b>43700 - Interest Earned on Temp. Invest</b>   |            |           |     |                                      |                                                                   |              |
| Deposit                                          | 01/31/2021 |           |     |                                      | Interest                                                          | 2,761.67     |
| Deposit                                          | 01/31/2021 |           |     |                                      | Interest                                                          | 40.94        |
| Deposit                                          | 02/28/2021 |           |     |                                      | Interest                                                          | 4,080.88     |
| Deposit                                          | 02/28/2021 |           |     |                                      | Interest                                                          | 7.75         |
| Deposit                                          | 03/31/2021 |           |     |                                      | Interest                                                          | 6.15         |
| Deposit                                          | 03/31/2021 |           |     |                                      | Interest                                                          | 4,490.83     |
| Deposit                                          | 04/30/2021 |           |     |                                      | Interest                                                          | 3,914.41     |
| Deposit                                          | 04/30/2021 |           |     |                                      | Interest                                                          | 7.09         |
| Deposit                                          | 05/31/2021 |           |     |                                      | Interest                                                          | 3,716.47     |
| Deposit                                          | 05/31/2021 |           |     |                                      | Interest                                                          | 8.83         |
| Deposit                                          | 06/30/2021 |           |     |                                      | Interest                                                          | 5.78         |
| Deposit                                          | 06/30/2021 |           |     |                                      | Interest                                                          | 3,268.05     |
| Deposit                                          | 07/31/2021 |           |     |                                      | Interest                                                          | 2,899.62     |
| Deposit                                          | 07/31/2021 |           |     |                                      | Interest                                                          | 2.91         |
| Total 43700 - Interest Earned on Temp. Invest    |            |           |     |                                      |                                                                   | 25,211.38    |
| Total 43000 - Other Income                       |            |           |     |                                      |                                                                   | 30,517.60    |
| Total Income                                     |            |           |     |                                      |                                                                   | 7,929,620.64 |
| Gross Profit                                     |            |           |     |                                      |                                                                   | 7,929,620.64 |
| <b>Expense</b>                                   |            |           |     |                                      |                                                                   |              |
| <b>143502 - Commissions Paid from Levy</b>       |            |           |     |                                      |                                                                   |              |
| Deposit                                          | 01/04/2021 |           |     | Harris County Tax Office             | Deposit                                                           | 1,630.07     |
| Deposit                                          | 01/07/2021 |           |     | Harris County Tax Office             | Deposit                                                           | 4,811.54     |
| Deposit                                          | 01/11/2021 |           |     | Harris County Tax Office             | Deposit                                                           | 1,160.79     |
| Deposit                                          | 01/12/2021 |           |     | Harris County Tax Office             | Deposit                                                           | 27,814.65    |
| Deposit                                          | 01/13/2021 |           |     | Harris County Tax Office             | Deposit                                                           | 1,586.98     |
| Deposit                                          | 01/14/2021 |           |     | Harris County Tax Office             | Deposit                                                           | 2,804.38     |
| Deposit                                          | 01/15/2021 |           |     | Harris County Tax Office             | Deposit                                                           | 3,165.81     |
| Deposit                                          | 01/19/2021 |           |     | Harris County Tax Office             | Deposit                                                           | 3,202.36     |
| Deposit                                          | 01/21/2021 |           |     | Harris County Tax Office             | Deposit                                                           | 3,845.55     |
| Deposit                                          | 01/22/2021 |           |     | Harris County Tax Office             | Deposit                                                           | 2,411.78     |
| Deposit                                          | 01/25/2021 |           |     | Harris County Tax Office             | Deposit                                                           | 4,974.00     |
| Deposit                                          | 01/26/2021 |           |     | Harris County Tax Office             | Deposit                                                           | 2,683.17     |
| Deposit                                          | 01/27/2021 |           |     | Harris County Tax Office             | Deposit                                                           | 3,286.09     |
| Deposit                                          | 02/01/2021 |           |     | Harris County Tax Office             | Deposit                                                           | 3,688.79     |
| Deposit                                          | 02/24/2021 |           |     | Harris County Tax Office             | Deposit                                                           | -7,149.53    |
| Deposit                                          | 02/28/2021 |           |     | Harris County Tax Office             | Adj Fee                                                           | 1,949.30     |
| Deposit                                          | 07/13/2021 |           |     | Harris County Tax Office             | Adj/fees                                                          | -6,907.37    |
| Total 143502 - Commissions Paid from Levy        |            |           |     |                                      |                                                                   | 54,958.36    |
| <b>162800 - Facilities &amp; Equipment (DNU)</b> |            |           |     |                                      |                                                                   |              |
| <b>162805 - Furniture/Equip - Non-Asset</b>      |            |           |     |                                      |                                                                   |              |
| Bill                                             | 02/12/2021 | 4735298   |     | DreamSeats LLC                       | Twin Beds (4), Bunk Beds (4), Rail and Ladder                     | 3,099.46     |
| Total 162805 - Furniture/Equip - Non-Asset       |            |           |     |                                      |                                                                   | 3,099.46     |
| <b>162840 - Equip Rental &amp; Maintenance</b>   |            |           |     |                                      |                                                                   |              |
| Bill                                             | 03/23/2021 |           |     | Care Electrical & Comms Services     | Install at 2800 Aldine Bender, 6199 Aldine Bender, 1403 E Ritc... | 2,500.00     |
| Total 162840 - Equip Rental & Maintenance        |            |           |     |                                      |                                                                   | 2,500.00     |
| Total 162800 - Facilities & Equipment (DNU)      |            |           |     |                                      |                                                                   | 5,599.46     |

Harris County ESD No. 1 - GOF  
Profit & Loss Detail

January through July 2021

| Type                                           | Date       | Num        | Adj | Name                            | Memo                                                  | Amount        |
|------------------------------------------------|------------|------------|-----|---------------------------------|-------------------------------------------------------|---------------|
| <b>50000 · Commissioner Salaries and Wages</b> |            |            |     |                                 |                                                       |               |
| <b>50250 · Commissioner Reimbursement</b>      |            |            |     |                                 |                                                       |               |
| Bill                                           | 02/12/2021 | Reimb ...  |     | Shirley Reed                    | Reimbursement Request Jan 11 - February 11, 2021      | 900.00        |
| Bill                                           | 02/12/2021 | Jan/Feb... |     | Fred A Scibuola                 | Jan 1 - Feb 12, 2021 Reimbursement                    | 1,200.00      |
| Bill                                           | 03/16/2021 | Feb/Ma...  |     | Fred A Scibuola                 | Feb 23 - March 15, 2021 Reimbursement                 | 600.00        |
| Bill                                           | 03/17/2021 | Reim M...  |     | Shirley Reed                    | Reimbursement Request February 15 - March 15, 2021    | 900.00        |
| Bill                                           | 04/13/2021 | March...   |     | Fred A Scibuola                 | March 30 - April 13, 2021 Reimbursement               | 600.00        |
| Bill                                           | 04/14/2021 | Reim A...  |     | Shirley Reed                    | Reimbursement Request March 20 - April 1, 2021        | 600.00        |
| Bill                                           | 05/18/2021 | Apr/Ma...  |     | Fred A Scibuola                 | April 14 - May 18, 2021 Reimbursement                 | 900.00        |
| Bill                                           | 05/19/2021 | Reim M...  |     | Shirley Reed                    | Reimbursement Request April 2 - May 18, 2021          | 1,200.00      |
| Bill                                           | 06/24/2021 | May/Ju...  |     | Fred A Scibuola                 | May 19 - June 22, 2021 Reimbursement                  | 600.00        |
| Bill                                           | 06/30/2021 | Reim J...  |     | Shirley Reed                    | Reimbursement Request May 24 - June 28, 2021          | 1,050.00      |
| Bill                                           | 07/20/2021 | June/J...  |     | Fred A Scibuola                 | June 28 - July 8, 2021 Reimbursement                  | 600.00        |
| Bill                                           | 07/31/2021 | July/Au... |     | Fred A Scibuola                 | July 9 - Aug 24, 2021 Reimbursement                   | 600.00        |
| Total 50250 · Commissioner Reimbursement       |            |            |     |                                 |                                                       | 9,750.00      |
| Total 50000 · Commissioner Salaries and Wages  |            |            |     |                                 |                                                       | 9,750.00      |
| <b>51000 · HCEC Program Expense</b>            |            |            |     |                                 |                                                       |               |
| <b>51100 · HCEC Contract Expense</b>           |            |            |     |                                 |                                                       |               |
| Bill                                           | 01/31/2021 | 2277       |     | HCEC                            | Rate change to \$984.21 @ 1857 trips (less \$384,204) | 1,443,474.00  |
| Bill                                           | 02/28/2021 | 2294       |     | HCEC                            | Rate change to \$984.21 @ 1859 trips (less \$224,838) | 1,604,809.00  |
| Bill                                           | 03/31/2021 | 2316       |     | HCEC                            | Rate change to \$984.21 @ 1919 trips (less \$496,458) | 1,402,241.00  |
| Bill                                           | 04/30/2021 | 2339       |     | HCEC                            | Rate change to \$984.21 @ 2036 trips (less \$474,060) | 1,529,792.00  |
| Bill                                           | 05/31/2021 | 2354       |     | HCEC                            | Rate change to \$984.21 @ 1991 trips (less \$422,066) | 1,537,496.00  |
| Bill                                           | 06/30/2021 | 2371       |     | HCEC                            | Rate change to \$984.21 @ 1934 trips (less \$458,170) | 1,445,292.00  |
| Bill                                           | 07/31/2021 | 2390       |     | HCEC                            | Rate change to \$984.21 @ 2035 trips (less \$317,939) | 1,684,928.00  |
| Total 51100 · HCEC Contract Expense            |            |            |     |                                 |                                                       | 10,648,032.00 |
| Total 51000 · HCEC Program Expense             |            |            |     |                                 |                                                       | 10,648,032.00 |
| <b>52000 · Contract Services (DNU)</b>         |            |            |     |                                 |                                                       |               |
| <b>52100 · Accounting Fees</b>                 |            |            |     |                                 |                                                       |               |
| Bill                                           | 01/31/2021 | 2179       |     | The Morton Accounting Services  | January CPA Services                                  | 4,094.66      |
| Bill                                           | 02/28/2021 | 2187       |     | The Morton Accounting Services  | February CPA Services                                 | 4,523.86      |
| Bill                                           | 03/31/2021 | 2199       |     | The Morton Accounting Services  | March CPA Services                                    | 5,187.43      |
| Bill                                           | 04/30/2021 | 2205       |     | The Morton Accounting Services  | April CPA Services                                    | 4,050.45      |
| Bill                                           | 05/31/2021 | 2214       |     | The Morton Accounting Services  | May CPA Services                                      | 3,508.03      |
| Bill                                           | 06/30/2021 | 2223       |     | The Morton Accounting Services  | June CPA Services                                     | 3,163.99      |
| Bill                                           | 07/31/2021 | 2226       |     | The Morton Accounting Services  | July CPA Services                                     | 3,460.96      |
| Total 52100 · Accounting Fees                  |            |            |     |                                 |                                                       | 27,989.38     |
| <b>52200 · Audit Fees</b>                      |            |            |     |                                 |                                                       |               |
| Bill                                           | 03/22/2021 | 170871...  |     | Carr Riggs & Ingram             | 2020 Audit Billing - Interim                          | 14,500.00     |
| Bill                                           | 05/17/2021 | 171355...  |     | Carr Riggs & Ingram             | 2020 Audit Billing - Final                            | 2,575.00      |
| Total 52200 · Audit Fees                       |            |            |     |                                 |                                                       | 17,075.00     |
| <b>52300 · Legal Fees</b>                      |            |            |     |                                 |                                                       |               |
| Bill                                           | 01/11/2021 |            |     | Caryn Papantonakis              | Legal Fees                                            | 6,000.00      |
| Bill                                           | 02/11/2021 |            |     | Caryn Papantonakis              | Legal Fees                                            | 6,000.00      |
| Bill                                           | 03/11/2021 |            |     | Caryn Papantonakis              | Legal Fees                                            | 6,000.00      |
| Bill                                           | 04/11/2021 |            |     | Caryn Papantonakis              | Legal Fees                                            | 6,000.00      |
| Bill                                           | 05/11/2021 |            |     | Caryn Papantonakis              | Legal Fees                                            | 6,000.00      |
| Bill                                           | 06/11/2021 |            |     | Caryn Papantonakis              | Legal Fees                                            | 6,000.00      |
| Bill                                           | 07/11/2021 |            |     | Caryn Papantonakis              | Legal Fees                                            | 6,000.00      |
| Total 52300 · Legal Fees                       |            |            |     |                                 |                                                       | 42,000.00     |
| <b>52350 · Outside Contract Services</b>       |            |            |     |                                 |                                                       |               |
| Bill                                           | 01/31/2021 | 8201       |     | AG CM Inc.                      | Project Management Support #97 - Jan 2021             | 9,372.60      |
| Bill                                           | 03/15/2021 | 8270       |     | AG CM Inc.                      | Project Management Support #97 - Feb 2021             | 3,575.00      |
| Bill                                           | 04/06/2021 | 56900      |     | Equitax Inc.                    | 2020 Annual Tax True Up                               | 3,200.00      |
| Bill                                           | 04/12/2021 | 8311       |     | AG CM Inc.                      | Project Management Support #97 - Mar 2021             | 2,200.00      |
| Total 52350 · Outside Contract Services        |            |            |     |                                 |                                                       | 18,347.60     |
| <b>52550 · Election Expense</b>                |            |            |     |                                 |                                                       |               |
| Bill                                           | 02/10/2021 | 211584     |     | Raddcliffe Bobbitt Adams Polley | Legal - Election and Litigation                       | 73.12         |
| Total 52550 · Election Expense                 |            |            |     |                                 |                                                       | 73.12         |
| Total 52000 · Contract Services (DNU)          |            |            |     |                                 |                                                       | 105,485.10    |
| <b>53000 · Operations (DNU)</b>                |            |            |     |                                 |                                                       |               |
| <b>53150 · Dues &amp; Subscriptions</b>        |            |            |     |                                 |                                                       |               |
| Bill                                           | 01/31/2021 | 12846      |     | Oak Interactive, LLC            | Monthly Website Maintenance                           | 450.00        |
| Bill                                           | 01/31/2021 | 2179       |     | The Morton Accounting Services  | Quickbooks Subscription                               | 449.00        |
| Bill                                           | 03/01/2021 | 12873      |     | Oak Interactive, LLC            | Monthly Website Maintenance - Feb                     | 450.00        |
| Bill                                           | 03/31/2021 | 12899      |     | Oak Interactive, LLC            | Monthly Website Maintenance - Mar                     | 450.00        |
| Bill                                           | 04/01/2021 | 2021 R...  |     | SAFE-D                          | Safe-D Membership Renewal                             | 1,100.00      |
| Bill                                           | 04/30/2021 | 12917      |     | Oak Interactive, LLC            | Monthly Website Maintenance - April                   | 450.00        |
| Bill                                           | 05/31/2021 | 12944      |     | Oak Interactive, LLC            | Monthly Website Maintenance - May                     | 450.00        |
| Bill                                           | 07/01/2021 | 12967      |     | Oak Interactive, LLC            | Monthly Website Maintenance - June                    | 450.00        |
| Bill                                           | 07/31/2021 | 12988      |     | Oak Interactive, LLC            | Monthly Website Maintenance - July                    | 450.00        |
| Total 53150 · Dues & Subscriptions             |            |            |     |                                 |                                                       | 4,699.00      |



1:49 PM

08/27/21

Accrual Basis

**Harris County ESD No. 1 - GOF  
Profit & Loss Detail**

January through July 2021

| Type                                               | Date       | Num        | Adj | Name                                  | Memo                                                     | Amount               |
|----------------------------------------------------|------------|------------|-----|---------------------------------------|----------------------------------------------------------|----------------------|
| <b>53200 · Postage</b>                             |            |            |     |                                       |                                                          |                      |
| Bill                                               | 01/31/2021 | 2179       |     | The Morton Accounting Services        | Mailing 1099 forms                                       | 7.40                 |
| Total 53200 · Postage                              |            |            |     |                                       |                                                          | 7.40                 |
| <b>53300 · Printing &amp; Copying</b>              |            |            |     |                                       |                                                          |                      |
| Bill                                               | 01/31/2021 | 2179       |     | The Morton Accounting Services        | Copies                                                   | 4.35                 |
| Bill                                               | 02/28/2021 | 2187       |     | The Morton Accounting Services        | Copies                                                   | 10.73                |
| Bill                                               | 03/31/2021 | 2199       |     | The Morton Accounting Services        | Copies                                                   | 6.09                 |
| Bill                                               | 04/30/2021 | 2205       |     | The Morton Accounting Services        | Copies                                                   | 4.93                 |
| Bill                                               | 05/31/2021 | 2214       |     | The Morton Accounting Services        | Copies                                                   | 2.90                 |
| Bill                                               | 06/30/2021 | 2223       |     | The Morton Accounting Services        | Copies                                                   | 2.61                 |
| Bill                                               | 07/31/2021 | 2226       |     | The Morton Accounting Services        | Copies                                                   | 3.19                 |
| Total 53300 · Printing & Copying                   |            |            |     |                                       |                                                          | 34.80                |
| <b>53350 · Legal Notices &amp; Filing Fees</b>     |            |            |     |                                       |                                                          |                      |
| Bill                                               | 02/28/2021 | 200146...  |     | Houston Chronicle                     | Public Hearing - Main News                               | 694.01               |
| Total 53350 · Legal Notices & Filing Fees          |            |            |     |                                       |                                                          | 694.01               |
| <b>53400 · Office Supplies</b>                     |            |            |     |                                       |                                                          |                      |
| Bill                                               | 01/31/2021 | 2179       |     | The Morton Accounting Services        | -MULTIPLE-                                               | 291.35               |
| Total 53400 · Office Supplies                      |            |            |     |                                       |                                                          | 291.35               |
| Total 53000 · Operations (DNU)                     |            |            |     |                                       |                                                          | 5,726.56             |
| <b>54000 · General and Admin Expenses</b>          |            |            |     |                                       |                                                          |                      |
| <b>54150 · Insurance - Gen Liab-Err &amp; Omis</b> |            |            |     |                                       |                                                          |                      |
| Bill                                               | 01/31/2021 | 2021 In... |     | VFIS of Texas                         | HARC0-1 Insurance Coverage - 1/1/21 to 12/31/21          | 65,134.00            |
| Bill                                               | 03/08/2021 | 2021 In... |     | VFIS of Texas                         | HARC0-1 Insurance Coverage - 1/1/21 to 12/31/21 - Add on | 338.00               |
| Total 54150 · Insurance - Gen Liab-Err & Omis      |            |            |     |                                       |                                                          | 65,472.00            |
| <b>54400 · HCAD Qtr Expenses</b>                   |            |            |     |                                       |                                                          |                      |
| Bill                                               | 02/15/2021 | PSI210...  |     | Harris County Appraisal District      | 2nd Qtr Quarter 2021 Assessment                          | 34,288.00            |
| Bill                                               | 05/17/2021 | PSI210...  |     | Harris County Appraisal District      | 3rd Qtr Quarter 2021 Assessment                          | 34,533.00            |
| Total 54400 · HCAD Qtr Expenses                    |            |            |     |                                       |                                                          | 68,821.00            |
| <b>54650 · Conference, Conven &amp; Meetings</b>   |            |            |     |                                       |                                                          |                      |
| Bill                                               | 04/01/2021 | 1226       |     | SAFE-D                                | November 30 Webcast - Shirley Reed                       | 40.00                |
| Total 54650 · Conference, Conven & Meetings        |            |            |     |                                       |                                                          | 40.00                |
| <b>54800 · Repairs &amp; Maintenance (DNU)</b>     |            |            |     |                                       |                                                          |                      |
| <b>54825 · Building &amp; Fixtures</b>             |            |            |     |                                       |                                                          |                      |
| Bill                                               | 05/01/2021 | 2021-047   |     | Construction Masters of Houston, Inc. | EZ Tag Gate Station 97                                   | 7,965.82             |
| Total 54825 · Building & Fixtures                  |            |            |     |                                       |                                                          | 7,965.82             |
| Total 54800 · Repairs & Maintenance (DNU)          |            |            |     |                                       |                                                          | 7,965.82             |
| Total 54000 · General and Admin Expenses           |            |            |     |                                       |                                                          | 142,298.82           |
| <b>60000 · Interest Expense</b>                    |            |            |     |                                       |                                                          |                      |
| Bill                                               | 01/01/2021 |            |     | De Lage Laden Public Finance          | Building Note - Monthly                                  | 5,122.83             |
| Bill                                               | 02/01/2021 | 711129...  |     | De Lage Laden Public Finance          | Building Note - Monthly                                  | 4,990.61             |
| Bill                                               | 03/01/2021 |            |     | De Lage Laden Public Finance          | Building Note - Monthly                                  | 4,857.84             |
| Bill                                               | 04/01/2021 |            |     | De Lage Laden Public Finance          | Building Note - Monthly                                  | 4,724.53             |
| Bill                                               | 05/01/2021 |            |     | De Lage Laden Public Finance          | Building Note - Monthly                                  | 4,590.65             |
| Bill                                               | 05/01/2021 |            |     | JPMorgan Chase Bank NA                | Payment for Loan - \$6,251,874.51                        | 42,222.58            |
| Bill                                               | 06/01/2021 | Loan P...  |     | De Lage Laden Public Finance          | Building Note - Monthly                                  | 0.00                 |
| Total 60000 · Interest Expense                     |            |            |     |                                       |                                                          | 66,509.04            |
| Total Expense                                      |            |            |     |                                       |                                                          | 11,038,359.34        |
| Net Ordinary Income                                |            |            |     |                                       |                                                          | -3,108,738.70        |
| <b>Net Income</b>                                  |            |            |     |                                       |                                                          | <b>-3,108,738.70</b> |



HARRIS COUNTY APPRAISAL DISTRICT  
 BUDGET AND FINANCE DIVISION  
 ACCOUNTS RECEIVABLE  
 PO BOX 920975  
 HOUSTON, TX 77292-0975  
 PHONE 713-957-7470  
 FAX 713-957-7410

# INVOICE

Invoice Number: PSI21002267  
 Invoice Date: 8/17/2021

HARRIS COUNTY ESD 1  
 CATHY SUNDAY PRESIDENT  
 THE MORTON ACCOUNTING SVCS  
 1125 CYPRESS STATION DR STE H-4  
 HOUSTON, TX 77090

HARRIS COUNTY ESD 1  
 CATHY SUNDAY PRESIDENT  
 THE MORTON ACCOUNTING SVCS  
 1125 CYPRESS STATION DR STE H-4  
 HOUSTON, TX 77090

Customer ID 671

Due Date 9/30/2021  
 Terms DUE LAST BUSINESS DAY OF QTR

| Item/Description           | Unit | Order Qty | Quantity | Unit Price | Total Price |
|----------------------------|------|-----------|----------|------------|-------------|
| Qtr 4 QUARTERLY ASSESSMENT |      | 1         | 1        | 34,815.00  | 34,815.00   |

**Subtotal: 34,815.00**  
 Invoice Discount: 0.00  
 Tax: 0.00  


---

**Total: 34,815.00**

**PENALTY AND INTEREST APPLY IF  
 NOT PAID BY DUE DATE.**

\* SEC 6.06(e), TEXAS PROPERTY TAX CODE

**MAIL TO:**

**HARRIS COUNTY APPRAISAL DISTRICT  
 BUDGET AND FINANCE DIVISION  
 ACCOUNTS RECEIVABLE  
 PO BOX 920975  
 HOUSTON, TX 77292-0975**

# Invoice



Page 1/1  
 Invoice 02390  
 Date 7/31/2021

**Harris County Emergency Corps**  
 2800 Aldine Bender Road  
 Houston TX 77032

**Bill To:** Harris County ESD#1  
 2800 Aldine Bender Rd  
 Houston Texas 77032

**Ship To:** Harris County ESD#1  
 2800 Aldine Bender Rd  
 Houston Texas 77032

| Purchase Order No. |         | Customer ID |                  | Salesperson ID                               |          | Payment Terms  | Req Ship Date  | Master No. |
|--------------------|---------|-------------|------------------|----------------------------------------------|----------|----------------|----------------|------------|
|                    |         | H0001       |                  |                                              |          | Due on Receipt | 7/31/2021      | 2,173      |
| Ordered            | Shipped | B/O         | Item Number      | Description                                  | Discount | Unit Price     | Ext. Price     |            |
| 1.00               | 1.00    | 0.00        | 911 SERVICES     | 2035 Responses x \$984.21 - IMX<br>\$317,939 | \$0.00   | \$1,684,928.00 | \$1,684,928.00 |            |
| 1.00               | 1.00    | 0.00        | LEASE PAYMENTS   | Lease payments to ESD1 Bldg/Eq               | \$0.00   | -\$45,553.00   | -\$45,553.00   |            |
| 1.00               | 1.00    | 0.00        | LEASE AMBULANCES | Lease Payments ESD1 ambulances               | \$0.00   | -\$7,000.00    | -\$7,000.00    |            |

|                       |                |
|-----------------------|----------------|
| <b>Subtotal</b>       | \$1,632,375.00 |
| <b>Misc</b>           | \$0.00         |
| <b>Tax</b>            | \$0.00         |
| <b>Freight</b>        | \$0.00         |
| <b>Trade Discount</b> | \$0.00         |
| <b>Total</b>          | \$1,632,375.00 |





# INVOICE

OAK Interactive, LLC

1819 Blue Water Bay Dr.  
Katy, TX 77494  
United States

info@oakinteractive.com  
www.oakinteractive.com

Invoice #: 12967  
Invoice date: Jun 30, 2021  
Reference: Creative Services  
Due date: Jul 30, 2021

Amount due:  
**\$450.00**

## Bill To:

HCESD-1.org  
Melissa Morton  
2800 Aldine Bender Rd.  
Houston, TX 77032  
United States

| Description                               | Quantity | Price        | Amount              |
|-------------------------------------------|----------|--------------|---------------------|
| Website Maintenance<br>HCESD-1.org - June | 1        | \$450.00     | \$450.00            |
|                                           |          | Subtotal     | \$450.00            |
|                                           |          | <b>Total</b> | <b>\$450.00 USD</b> |

## Notes

June, 2021

Kindly Remit to: OAK Interactive, LLC;  
1819 Blue Water Bay Drive, Katy, TX 77494

THANK YOU FOR YOUR BUSINESS!

## Terms and Conditions

Net 30 - Interest accrued at 2% per month, thereafter.

Make all checks payable to: OAK Interactive, LLC or pay via Credit Card with a 4% processing fee. Total due within 30 days. Interest accrues at 2% per month, thereafter.

Sales Tax applied to:

- Website Maintenance
- Website Design & Development
- Hard Cost for production items



# INVOICE

## OAK Interactive, LLC

1819 Blue Water Bay Dr.  
Katy, TX 77494  
United States

info@oakinteractive.com  
www.oakinteractive.com

Invoice #: 12988  
Invoice date: Jul 31, 2021  
Reference: Creative Services  
Due date: Aug 30, 2021

Amount due:  
**\$450.00**

### Bill To:

HCESD-1.org  
Melissa Morton  
2800 Aldine Bender Rd.  
Houston, TX 77032  
United States

| Description                               | Quantity | Price        | Amount              |
|-------------------------------------------|----------|--------------|---------------------|
| Website Maintenance<br>HCESD-1.org - July | 1        | \$450.00     | \$450.00            |
|                                           |          | Subtotal     | \$450.00            |
|                                           |          | <b>Total</b> | <b>\$450.00 USD</b> |

### Notes

July, 2021

Kindly Remit to: OAK Interactive, LLC;  
1819 Blue Water Bay Drive, Katy, TX 77494

THANK YOU FOR YOUR BUSINESS!

### Terms and Conditions

Net 30 - Interest accrued at 2% per month, thereafter.

Make all checks payable to: OAK Interactive, LLC or pay via Credit Card with a 4% processing fee. Total due within 30 days. Interest accrues at 2% per month, thereafter.

Sales Tax applied to:

- Website Maintenance
- Website Design & Development
- Hard Cost for production items

COMMISSIONER'S REIMBURSEMENT EXPENSE REPORT

District: **Harris County Emergency Services District No. 1** Wednesday August 25, 2021

| Name: Shirley P. Reed     |                               |              |                 |              |                 |       |       |       | 0.00 |          |
|---------------------------|-------------------------------|--------------|-----------------|--------------|-----------------|-------|-------|-------|------|----------|
|                           |                               | Mileage Rate |                 |              |                 |       |       |       |      |          |
| Dates                     | Fee of Office Due Description | Airfare      | Lodging (Hotel) | Miles Driven | Mileage Expense | Meals | Phone | Other | Memo | Totals   |
| 07/21/21                  | Draft Agenda                  |              |                 |              |                 |       |       |       |      | 150.00   |
| 07/22/21                  | Filed Agenda                  |              |                 |              |                 |       |       |       |      | 150.00   |
| 07/25/21                  | Meeting Documents Delayed     |              |                 |              |                 |       |       |       |      | 150.00   |
| 07/26/21                  | ESD Board Documents           |              |                 |              |                 |       |       |       |      | 150.00   |
| 08/11/21                  | Free Covid Vaccines           |              |                 |              |                 |       |       |       |      | 150.00   |
|                           |                               |              |                 |              |                 |       |       |       |      |          |
|                           |                               |              |                 |              |                 |       |       |       |      |          |
|                           |                               |              |                 |              |                 |       |       |       |      |          |
|                           |                               |              |                 |              |                 |       |       |       |      |          |
|                           |                               |              |                 |              |                 |       |       |       |      |          |
|                           |                               |              |                 |              |                 |       |       |       |      |          |
|                           |                               |              |                 |              |                 |       |       |       |      |          |
|                           |                               |              |                 |              |                 |       |       |       |      |          |
|                           |                               |              |                 |              |                 |       |       |       |      |          |
|                           |                               |              |                 |              |                 |       |       |       |      |          |
|                           |                               |              |                 |              |                 |       |       |       |      |          |
| <b>Subtotals</b>          |                               |              |                 | 0            | 0               | 0     | 0     | 0     |      | \$750.00 |
| Miscellaneous Expense     |                               |              |                 |              |                 |       |       |       |      |          |
| Subtotal of Expenses:     |                               |              |                 |              |                 |       |       |       |      |          |
| Number of Days of Service |                               |              |                 |              |                 |       |       |       |      |          |
| Commissioner's Fees Due:  |                               |              |                 |              |                 |       |       |       |      |          |
| Less Cash Advance:        |                               |              |                 |              |                 |       |       |       |      |          |
| <b>\$750.00</b>           |                               |              |                 |              |                 |       |       |       |      |          |

The Morton Accounting Services  
 450 N. Sam Houston Pkwy E Ste 168  
 Houston, Texas 77060  
 (281) 416-8571 FAX (855) 331-3080  
 Email: [melissapa@themortonassociates.com](mailto:melissapa@themortonassociates.com)

I certify that I incurred these expenses on District Business.

Signature *Shirley P. Reed*



# Invoice

|           |           |
|-----------|-----------|
| Date      | Invoice # |
| 7/31/2021 | 2226      |

|                                                                    |
|--------------------------------------------------------------------|
| Bill To                                                            |
| Harris County ESD #1<br>2800 Aldine Bender Rd<br>Houston, TX 77032 |

|        |           |
|--------|-----------|
| Terms  | Due Date  |
| Net 30 | 8/30/2021 |

| Serviced  | Description                                                                                                                                                                                    | Hours  | Rate     | Amount   |
|-----------|------------------------------------------------------------------------------------------------------------------------------------------------------------------------------------------------|--------|----------|----------|
| 7/31/2021 | July Financial Statements                                                                                                                                                                      |        | 2,750.00 | 2,750.00 |
| 7/31/2021 | Additional Hours (Fixed asset management, meeting with board members for ACH approval for Prosperity, tax rate discussions, fixing locked banking access, go to bank branch for check deposit) | 4.9903 | 140.00   | 698.64   |
| 7/31/2021 | Mileage reimbursement to bank                                                                                                                                                                  | 22     | 0.56     | 12.32    |
| 7/31/2021 | Copies                                                                                                                                                                                         | 11     | 0.29     | 3.19     |

Please Remit Payment to:  
The Morton Accounting Service  
1125 Cypress Station Dr. Bldg H-4  
Houston, TX 77090

or via the Intuit payment link in the email.

|                         |            |
|-------------------------|------------|
| <b>Total</b>            | \$3,464.15 |
| <b>Payments/Credits</b> | \$0.00     |
| <b>Balance Due</b>      | \$3,464.15 |



# NOTICE OF PUBLIC HEARING ON TAX INCREASE

A tax rate of \$0.094314 per \$100 valuation has been proposed by the governing body of Harris County Emergency Services District No. 1.

|                         |                      |
|-------------------------|----------------------|
| PROPOSED TAX RATE       | \$0.094314 per \$100 |
| NO-NEW-REVENUE TAX RATE | \$0.091024 per \$100 |
| VOTER-APPROVAL TAX RATE | \$0.094314 per \$100 |

The no-new-revenue tax rate is the tax rate for the 2021 tax year that will raise the same amount of property tax revenue for Harris County Emergency Services District No. 1 from the same properties in both the 2020 tax year and the 2021 tax year.

The voter-approval rate is the highest tax rate that Harris County Emergency Services District No. 1 may adopt without holding an election to seek voter approval of the rate.

The proposed tax rate is greater than the no-new-revenue tax rate. This means that Harris County Emergency Services District No. 1 is proposing to increase property taxes for the 2021 tax year.

A PUBLIC HEARING ON THE PROPOSED TAX RATE WILL BE HELD ON AT AT .

The proposed tax rate is not greater than the voter-approval tax rate. As a result, Harris County Emergency Services District No. 1 is not required to hold an election at which voters may accept or reject the proposed tax rate. However, you may express your support for or opposition to the proposed tax rate by contacting the members of the Board of Directors of Harris County Emergency Services District No. 1 at their offices or by attending the public hearing mentioned above.

YOUR TAXES OWED UNDER ANY OF THE RATES MENTIONED ABOVE CAN BE CALCULATED AS FOLLOWS:

$$\text{Property tax amount} = (\text{tax rate}) \times (\text{taxable value of your property}) / 100$$

**FOR the proposal:**

**AGAINST the proposal:**

**PRESENT** and not voting:

**ABSENT:**

**APPROVED**  
 Document approved by Harris County ESD-1  
 Board of Commissioners  
 By a Majority Vote  
 on 8-31-21 (Date)  
  
 President of ESD-1        
 Secretary of ESD-1

The 86th Texas Legislature modified the manner in which the voter-approval tax rate is calculated to limit the rate of growth of property taxes in the state.

The following table compares the taxes imposed on the average residence homestead by Harris County Emergency Services District No. 1 last year to the taxes proposed to be imposed on the average residence homestead by Harris County Emergency Services District No. 1 this year.

|                                            | 2020       | 2021       | Change                           |
|--------------------------------------------|------------|------------|----------------------------------|
| <b>Total tax rate (per \$100 of value)</b> | \$0.097210 | \$0.094314 | decrease of -0.002896, or -2.98% |
| <b>Average homestead</b>                   | \$156,713  | \$170,926  | increase of 14,213, or           |

|                                         |              |              |                                 |
|-----------------------------------------|--------------|--------------|---------------------------------|
| <b>taxable value</b>                    |              |              | 9.07%                           |
| <b>Tax on average homestead</b>         | \$152.34     | \$161.21     | increase of 8.87, or 5.82%      |
| <b>Total tax levy on all properties</b> | \$18,660,980 | \$19,864,854 | increase of 1,203,874, or 6.45% |

---

For assistance with tax calculations, please contact the tax assessor for Harris County Emergency Services District No. 1 at 713-274-8000 or [tax.office@hctx.net](mailto:tax.office@hctx.net), or visit [www.hctx.net](http://www.hctx.net) for more information.



## President's Report – HCEC

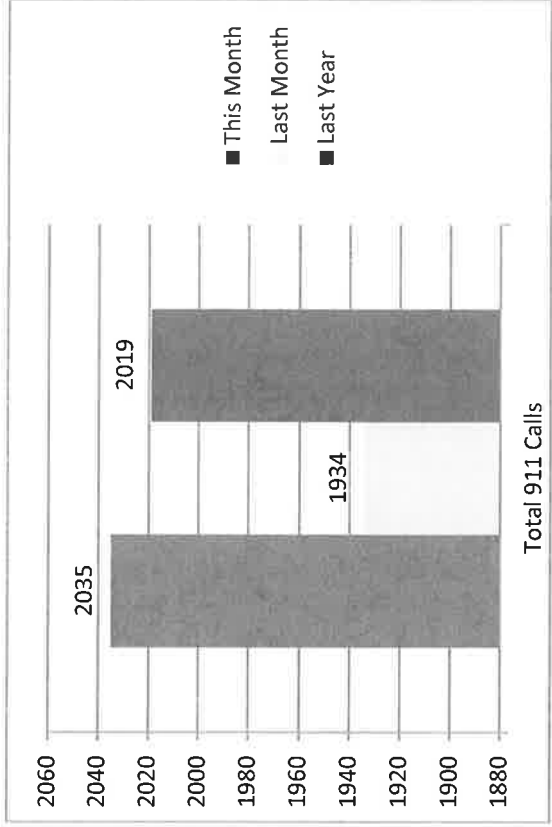
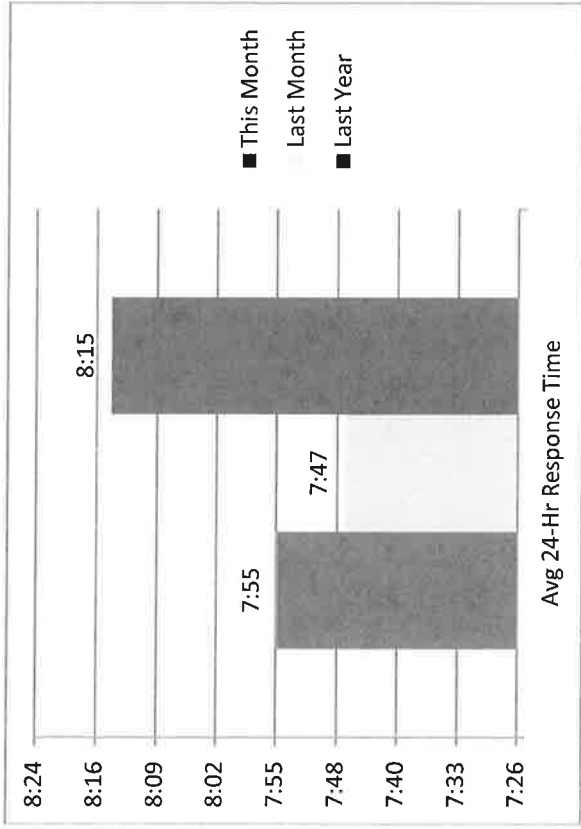
### July 2021 Meeting

- HCEC responded to 2035 911 calls this month, compared to 1934 in the previous month. Our response time is 7:55.
- HCEC held our trimester CE in August. Our credentialed Paramedics received some hands-on education during this event. It was held in a safe, responsible manner.
- HCEC began our whole blood program this month following the education. HCEC is now able to deliver blood products to our patients in need.
- HCEC has a state license inspection scheduled in September. It should go smoothly.
- HCEC is promoting the COVID vaccine and giving our employees \$500 to get fully immunized.


Vehicle Accidents: 0

Vehicle Maintenance Reports: 10

# HCEC Activity July 2021



## Call Volume Comparison





Division Harris County Emerg Corps

# 911 STATISTICS REPORT FOR PERIOD 07-01-21 to 07-31-21

8/16/2021 10:18:07 AM Page 1 of 10

| RESPONSE PRIORITY SUMMARY |            |            |            |            |           |             |             |  |  |
|---------------------------|------------|------------|------------|------------|-----------|-------------|-------------|--|--|
| TYPE                      | Alpha      | Bravo      | Charlie    | Delta      | Echo      | Unspecified | Total       |  |  |
| District                  | 13         | 15         | 8          | 79         | 21        | 26          | 162         |  |  |
| EVENT                     |            |            |            |            |           | 1           | 1           |  |  |
| Medic                     | 444        | 243        | 347        | 593        | 58        | 350         | 2035        |  |  |
| Medical Director          | 2          | 3          | 4          | 4          | 1         | 5           | 19          |  |  |
| Supervisor                |            |            |            |            |           | 1           | 1           |  |  |
| <b>Total</b>              | <b>459</b> | <b>261</b> | <b>359</b> | <b>676</b> | <b>80</b> | <b>383</b>  | <b>2218</b> |  |  |

\* All units assigned to a response that went enroute

| OUT OF THE CHUTE RESPONSE AVERAGES AND STATISTICS BY APPARATUS TYPE |                     |                     |                    |                        |                       |                       |  |  |  |
|---------------------------------------------------------------------|---------------------|---------------------|--------------------|------------------------|-----------------------|-----------------------|--|--|--|
| APPARATUS TYPE                                                      | ASSIGNED TO ENROUTE | ASSIGNED TO ONSCENE | ENROUTE TO ONSCENE | HOSPITAL TO IN-SERVICE | AVERAGE ONGSCENE TIME | AVERAGE INCIDENT TIME |  |  |  |
| District                                                            | 00:48               | 07:55               | 07:06              | 00:00                  | 00:19:34              | 27:29                 |  |  |  |
| Medic                                                               | 00:53               | 07:55               | 07:02              | 40:05                  | 00:17:57              | 03:00                 |  |  |  |

\* All units assigned to a response that went enroute in district, NO mutual aid responses

| SERVICE LEVEL STATUS CHANGES BY DAY |           |          |           |          |          |          |           |          |          |           |           |          |          |          |          |           |           |          |           |          |           |            |  |  |  |  |  |  |  |  |
|-------------------------------------|-----------|----------|-----------|----------|----------|----------|-----------|----------|----------|-----------|-----------|----------|----------|----------|----------|-----------|-----------|----------|-----------|----------|-----------|------------|--|--|--|--|--|--|--|--|
| Status Level                        | 02        | 03       | 04        | 07       | 08       | 10       | 11        | 17       | 18       | 19        | 20        | 21       | 22       | 23       | 25       | 26        | 27        | 28       | 29        | 30       | 31        | Total      |  |  |  |  |  |  |  |  |
| 2021-07 LEVEL -                     | 8         | 2        | 7         | 3        | 2        | 2        | 4         | 3        | 2        | 4         | 8         | 1        | 1        | 3        | 13       | 12        | 3         | 7        | 3         | 8        | 96        |            |  |  |  |  |  |  |  |  |
| LEVEL 0                             | 6         | 2        | 2         |          |          |          | 3         | 5        | 4        | 5         | 2         | 3        | 12       | 3        | 5        |           |           |          |           |          | 55        |            |  |  |  |  |  |  |  |  |
| LEVEL 1                             | 8         | 5        | 3         | 3        | 2        | 6        | 2         | 5        | 1        | 3         | 1         | 1        | 2        | 12       | 9        | 2         | 4         | 3        | 6         |          | 78        |            |  |  |  |  |  |  |  |  |
| <b>Totals</b>                       | <b>22</b> | <b>4</b> | <b>14</b> | <b>6</b> | <b>5</b> | <b>4</b> | <b>10</b> | <b>6</b> | <b>4</b> | <b>14</b> | <b>13</b> | <b>9</b> | <b>1</b> | <b>2</b> | <b>7</b> | <b>28</b> | <b>33</b> | <b>8</b> | <b>16</b> | <b>6</b> | <b>17</b> | <b>229</b> |  |  |  |  |  |  |  |  |

| SERVICE LEVEL STATUS CHANGES BY HOUR OF DAY |           |          |          |          |          |          |          |          |          |           |           |          |           |           |           |           |           |          |           |           |            |       |  |
|---------------------------------------------|-----------|----------|----------|----------|----------|----------|----------|----------|----------|-----------|-----------|----------|-----------|-----------|-----------|-----------|-----------|----------|-----------|-----------|------------|-------|--|
| Status Level                                | 00        | 01       | 02       | 03       | 07       | 08       | 09       | 10       | 11       | 12        | 13        | 14       | 15        | 16        | 17        | 18        | 19        | 20       | 21        | 22        | 23         | Total |  |
| 2021-07 LEVEL -                             | 2         | 1        |          |          |          | 5        | 1        |          | 1        | 9         | 6         | 3        | 8         | 6         | 9         | 10        | 12        | 4        | 3         | 8         | 8          | 96    |  |
| LEVEL 0                                     | 4         | 1        |          |          | 1        |          | 1        |          |          | 3         | 5         | 2        | 5         | 6         | 6         | 5         | 2         | 6        |           | 5         | 3          | 55    |  |
| LEVEL 1                                     | 4         | 1        |          | 1        |          | 2        | 1        | 1        |          | 3         | 6         | 1        | 1         | 9         | 5         | 9         | 8         | 12       | 4         | 5         | 5          | 78    |  |
| <b>Totals</b>                               | <b>10</b> | <b>2</b> | <b>1</b> | <b>1</b> | <b>1</b> | <b>7</b> | <b>3</b> | <b>1</b> | <b>1</b> | <b>15</b> | <b>17</b> | <b>6</b> | <b>14</b> | <b>21</b> | <b>20</b> | <b>24</b> | <b>22</b> | <b>7</b> | <b>18</b> | <b>16</b> | <b>229</b> |       |  |



Division Harris County Emerg Corps

# 911 STATISTICS REPORT FOR PERIOD 07-01-21 to 07-31-21

8/16/2021 10:18:07 AM Page 2 of 10

## DAILY RESPONSE TOTALS BY APPARATUS TYPE

|                  | 1  | 2  | 3  | 4  | 5  | 6  | 7  | 8  | 9  | 10 | 11 | 12 | 13 | 14 | 15 | 16 | 17 | 18 | 19 | 20 | 21 | 22 | 23 | 24 | 25 | 26 | 27 | 28 | 29 | 30 | 31 | Total |   |
|------------------|----|----|----|----|----|----|----|----|----|----|----|----|----|----|----|----|----|----|----|----|----|----|----|----|----|----|----|----|----|----|----|-------|---|
| District         | 1  | 5  | 10 | 7  | 2  | 8  | 4  | 9  | 11 | 4  | 5  | 10 | 8  | 2  | 11 | 2  | 4  | 8  | 6  | 5  | 8  | 8  | 4  | 9  | 13 | 5  | 11 | 7  | 10 | 8  | 9  | 214   |   |
| EVENT            |    |    |    |    |    |    |    |    |    |    |    |    |    |    |    |    |    |    |    |    |    |    |    |    |    |    |    |    |    |    |    |       | 1 |
| Medic            | 43 | 72 | 78 | 70 | 50 | 57 | 69 | 70 | 67 | 63 | 84 | 60 | 58 | 54 | 73 | 63 | 63 | 80 | 65 | 60 | 73 | 73 | 67 | 79 | 71 | 71 | 71 | 84 | 67 | 59 | 77 | 2091  |   |
| Medical Director | 6  | 5  |    |    |    |    |    |    |    |    |    |    |    |    |    | 1  | 5  |    |    |    |    |    |    |    |    |    |    |    |    |    |    | 19    |   |
| Supervisor       |    |    |    |    |    |    |    |    |    |    |    |    |    |    |    |    |    |    |    |    |    |    |    |    |    |    |    |    |    |    |    |       | 1 |
| Totals           | 50 | 82 | 88 | 77 | 52 | 66 | 73 | 79 | 78 | 67 | 89 | 70 | 66 | 56 | 85 | 70 | 68 | 88 | 71 | 65 | 81 | 82 | 71 | 88 | 84 | 76 | 82 | 92 | 77 | 67 | 86 | 2326  |   |

\* All units assigned to a response that went enroute

## DAILY RESPONSE TOTALS BY UNIT

|        | 1  | 2  | 3  | 4  | 5  | 6  | 7  | 8  | 9  | 10 | 11 | 12 | 13 | 14 | 15 | 16 | 17 | 18 | 19 | 20 | 21 | 22 | 23 | 24 | 25 | 26 | 27 | 28 | 29 | 30 | 31 | Total |  |     |
|--------|----|----|----|----|----|----|----|----|----|----|----|----|----|----|----|----|----|----|----|----|----|----|----|----|----|----|----|----|----|----|----|-------|--|-----|
| 9912   |    |    |    |    |    |    |    |    |    |    |    |    |    |    |    |    |    |    |    |    |    |    |    |    |    |    |    |    |    |    |    |       |  | 1   |
| CHP1   |    |    |    |    |    |    |    |    |    |    |    |    |    |    |    |    |    |    |    |    |    |    |    |    |    |    |    |    |    |    |    |       |  | 4   |
| CS1    |    |    |    |    |    |    |    |    |    |    |    |    |    |    |    |    |    |    |    |    |    |    |    |    |    |    |    |    |    |    |    |       |  | 1   |
| D90    |    |    |    |    |    |    |    |    |    |    |    |    |    |    |    |    |    |    |    |    |    |    |    |    |    |    |    |    |    |    |    |       |  | 74  |
| D901   |    |    |    |    |    |    |    |    |    |    |    |    |    |    |    |    |    |    |    |    |    |    |    |    |    |    |    |    |    |    |    |       |  | 90  |
| HCMD1  |    |    |    |    |    |    |    |    |    |    |    |    |    |    |    |    |    |    |    |    |    |    |    |    |    |    |    |    |    |    |    |       |  | 19  |
| M91    |    |    |    |    |    |    |    |    |    |    |    |    |    |    |    |    |    |    |    |    |    |    |    |    |    |    |    |    |    |    |    |       |  | 228 |
| M92    |    |    |    |    |    |    |    |    |    |    |    |    |    |    |    |    |    |    |    |    |    |    |    |    |    |    |    |    |    |    |    |       |  | 224 |
| M920   |    |    |    |    |    |    |    |    |    |    |    |    |    |    |    |    |    |    |    |    |    |    |    |    |    |    |    |    |    |    |    |       |  | 200 |
| M93    |    |    |    |    |    |    |    |    |    |    |    |    |    |    |    |    |    |    |    |    |    |    |    |    |    |    |    |    |    |    |    |       |  | 252 |
| M930   |    |    |    |    |    |    |    |    |    |    |    |    |    |    |    |    |    |    |    |    |    |    |    |    |    |    |    |    |    |    |    |       |  | 15  |
| M931   |    |    |    |    |    |    |    |    |    |    |    |    |    |    |    |    |    |    |    |    |    |    |    |    |    |    |    |    |    |    |    |       |  | 16  |
| M94    |    |    |    |    |    |    |    |    |    |    |    |    |    |    |    |    |    |    |    |    |    |    |    |    |    |    |    |    |    |    |    |       |  | 219 |
| M940   |    |    |    |    |    |    |    |    |    |    |    |    |    |    |    |    |    |    |    |    |    |    |    |    |    |    |    |    |    |    |    |       |  | 206 |
| M941   |    |    |    |    |    |    |    |    |    |    |    |    |    |    |    |    |    |    |    |    |    |    |    |    |    |    |    |    |    |    |    |       |  | 15  |
| M95    |    |    |    |    |    |    |    |    |    |    |    |    |    |    |    |    |    |    |    |    |    |    |    |    |    |    |    |    |    |    |    |       |  | 202 |
| M96    |    |    |    |    |    |    |    |    |    |    |    |    |    |    |    |    |    |    |    |    |    |    |    |    |    |    |    |    |    |    |    |       |  | 285 |
| M97    |    |    |    |    |    |    |    |    |    |    |    |    |    |    |    |    |    |    |    |    |    |    |    |    |    |    |    |    |    |    |    |       |  | 164 |
| M980   |    |    |    |    |    |    |    |    |    |    |    |    |    |    |    |    |    |    |    |    |    |    |    |    |    |    |    |    |    |    |    |       |  | 50  |
| Totals | 47 | 79 | 84 | 76 | 52 | 66 | 73 | 77 | 75 | 67 | 91 | 67 | 66 | 55 | 83 | 68 | 66 | 84 | 65 | 63 | 78 | 81 | 70 | 84 | 78 | 79 | 76 | 91 | 77 | 66 | 81 | 2265  |  |     |

\* All units assigned to a response that went enroute



Division Harris County Emerg Corps

# 911 STATISTICS REPORT FOR PERIOD 07-01-21 to 07-31-21

8/16/2021 10:18:07 AM Page 3 of 10

| 2021/07 | AVERAGE RESPONSE TIME BY UNIT |       |       |       |       |       |       |       |       |       |       |       |       |       |       |       |       |       |       |       |       |       |       |       |       |       |       |       |       |       |       | Average |  |       |       |
|---------|-------------------------------|-------|-------|-------|-------|-------|-------|-------|-------|-------|-------|-------|-------|-------|-------|-------|-------|-------|-------|-------|-------|-------|-------|-------|-------|-------|-------|-------|-------|-------|-------|---------|--|-------|-------|
|         | 1                             | 2     | 3     | 4     | 5     | 6     | 7     | 8     | 9     | 10    | 11    | 12    | 13    | 14    | 15    | 16    | 17    | 18    | 19    | 20    | 21    | 22    | 23    | 24    | 25    | 26    | 27    | 28    | 29    | 30    | 31    |         |  |       |       |
| D90     | 12:20                         | 11:36 | 12:13 | 08:00 | 18:15 | 08:12 | 15:19 | 09:11 | 04:15 | 08:26 | 01:21 | 14:05 | 04:37 | 12:20 | 05:26 | 03:25 | 04:57 | 09:30 | 03:46 | 08:42 | 06:24 | 13:10 | 19:50 | 08:07 | 03:56 | 15:21 | 04:38 | 09:07 |       |       |       |         |  |       |       |
| D901    |                               |       |       | 08:11 | 10:23 | 03:23 | 04:53 | 06:14 | 02:31 | 03:32 | 06:25 | 08:44 | 06:21 | 06:17 | 10:37 | 10:31 | 01:44 | 05:51 | 09:06 | 04:39 | 03:25 | 03:06 | 07:40 | 11:29 | 07:08 | 10:55 | 09:54 | 06:59 | 04:16 | 06:52 |       |         |  |       |       |
| M91     | 07:11                         | 08:52 | 08:27 | 08:03 | 09:54 | 08:05 | 06:19 | 06:43 | 06:52 | 07:23 | 09:08 | 08:00 | 07:45 | 08:49 | 08:55 | 10:02 | 07:54 | 09:05 | 07:52 | 10:59 | 08:19 | 09:22 | 10:42 | 06:43 | 06:18 | 11:14 | 09:54 | 06:53 | 11:54 | 07:03 | 07:36 | 08:25   |  |       |       |
| M92     | 03:35                         | 10:17 | 10:49 | 06:57 | 09:03 | 06:53 | 05:00 | 05:15 | 09:53 | 05:14 | 07:52 | 07:43 | 05:34 | 06:21 | 08:53 | 07:57 | 08:58 | 07:46 | 06:25 | 08:33 | 05:48 | 07:03 | 08:41 | 05:10 | 08:07 | 07:42 | 07:35 | 07:28 | 08:09 | 07:13 | 09:47 | 07:35   |  |       |       |
| M920    | 11:36                         | 10:20 | 09:03 | 14:21 | 06:27 | 05:55 | 07:05 | 06:42 | 07:50 | 08:00 | 10:35 | 10:29 | 11:03 | 10:05 | 09:00 | 08:15 | 07:32 | 08:41 | 07:27 | 07:57 | 04:26 | 06:41 | 03:55 | 08:10 | 08:14 | 07:38 | 07:26 | 08:23 | 10:20 | 11:14 | 07:22 | 08:20   |  |       |       |
| M93     | 04:58                         | 06:49 | 08:42 | 06:45 | 08:20 | 09:30 | 06:45 | 14:11 | 06:55 | 05:11 | 06:24 | 07:40 | 06:42 | 09:46 | 06:54 | 07:52 | 04:38 | 06:33 | 07:34 | 07:10 | 09:52 | 06:30 | 05:42 | 06:44 | 05:41 | 08:09 | 07:00 | 06:03 | 08:51 | 05:54 | 04:56 | 07:10   |  |       |       |
| M930    |                               |       |       |       |       |       | 08:13 |       |       |       |       |       | 09:52 |       |       |       | 07:07 |       |       |       |       |       |       |       |       |       |       |       |       |       |       |         |  | 08:14 |       |
| M931    |                               |       |       |       |       |       |       |       |       |       |       |       |       |       |       |       |       |       |       |       |       |       |       |       |       |       |       |       |       |       |       |         |  | 07:36 |       |
| M94     | 07:20                         | 07:21 | 08:07 | 08:11 | 06:24 | 06:55 | 09:43 | 06:44 | 10:16 | 07:46 | 06:08 | 07:29 | 08:41 | 07:26 | 09:30 | 07:12 | 08:47 | 07:26 | 09:04 | 06:24 | 05:40 | 07:09 | 08:00 | 07:52 | 05:39 | 09:06 | 06:42 | 06:02 | 07:23 | 06:01 | 07:16 | 07:31   |  |       |       |
| M940    | 06:32                         | 06:52 | 06:03 | 07:10 | 05:45 | 07:13 | 07:02 | 09:01 | 06:03 | 04:36 | 07:29 | 05:37 | 09:46 | 07:53 | 07:50 | 07:28 | 09:51 | 07:32 | 06:02 | 07:04 | 06:43 | 07:41 | 10:19 | 08:29 | 10:11 | 05:53 | 06:43 | 05:59 | 04:24 | 06:18 | 10:16 | 07:16   |  |       |       |
| M941    |                               |       |       |       |       |       |       |       |       |       |       |       |       |       |       |       |       |       |       |       |       |       |       |       |       |       |       |       |       |       |       |         |  |       | 07:01 |
| M95     | 08:23                         | 08:10 | 07:06 | 07:43 | 09:08 | 08:15 | 08:04 | 09:00 | 07:50 | 09:26 | 09:46 | 07:33 | 07:20 | 06:53 | 07:09 | 08:19 | 09:12 | 07:41 | 07:58 | 07:50 | 08:19 | 09:50 | 05:36 | 08:42 | 09:40 | 04:09 | 08:09 | 12:22 | 10:58 | 07:39 | 07:38 | 08:17   |  |       |       |
| M96     | 08:45                         | 08:36 | 06:34 | 07:50 | 07:50 | 08:20 | 07:28 | 06:42 | 08:49 | 07:29 | 09:46 | 06:35 | 07:22 | 07:31 | 06:23 | 06:57 | 11:17 | 06:01 | 06:21 | 07:04 | 07:11 | 07:26 | 06:12 | 07:53 | 05:29 | 07:36 | 14:40 | 07:37 | 10:22 | 11:14 | 07:14 | 07:47   |  |       |       |
| M97     | 10:35                         | 10:06 | 08:27 | 09:51 | 10:15 | 05:25 | 08:59 | 09:06 | 09:00 | 06:03 | 09:13 | 10:39 | 08:25 | 08:40 | 08:36 | 06:45 | 09:01 | 08:49 | 08:27 | 10:39 | 07:15 | 07:36 | 06:41 | 10:12 | 06:23 | 08:03 | 09:18 | 07:54 | 10:53 | 11:38 | 09:59 | 08:49   |  |       |       |
| M980    |                               |       |       |       |       |       | 11:21 | 08:07 |       |       |       | 13:03 | 12:08 | 09:05 | 09:40 | 13:21 |       |       |       |       |       |       |       |       |       |       |       |       |       |       |       |         |  | 11:08 |       |

\*All units assigned to a response that went enroute in district, NO mutual aid responses

| 2021/07 | DAILY REFUSAL TOTALS BY UNIT |    |    |    |    |    |    |    |    |    |    |    |    |    |    |    |    |    |    |    |    |    |    |    |    |    |    |    |    |    |    | Total |  |    |
|---------|------------------------------|----|----|----|----|----|----|----|----|----|----|----|----|----|----|----|----|----|----|----|----|----|----|----|----|----|----|----|----|----|----|-------|--|----|
|         | 01                           | 02 | 03 | 04 | 05 | 06 | 07 | 08 | 09 | 10 | 11 | 12 | 13 | 14 | 15 | 16 | 17 | 18 | 19 | 20 | 21 | 22 | 23 | 24 | 25 | 26 | 27 | 28 | 29 | 30 | 31 |       |  |    |
| D901    |                              |    |    |    |    | 2  |    |    |    |    |    |    |    |    |    |    |    |    |    |    |    |    |    |    |    |    |    |    |    |    |    |       |  | 4  |
| M91     | 2                            |    |    | 2  | 2  | 1  | 2  | 1  | 1  | 1  | 1  | 1  | 2  | 1  | 2  | 2  | 3  | 2  | 3  | 6  | 2  | 3  | 3  | 2  | 2  | 2  | 2  | 1  | 1  | 4  | 2  | 38    |  |    |
| M92     | 4                            | 3  | 2  | 2  | 3  | 1  | 5  | 1  | 1  | 2  | 3  | 1  | 2  | 1  | 2  | 1  | 4  | 5  | 5  | 5  | 2  | 2  | 2  | 1  | 3  | 5  | 1  | 1  | 1  | 1  | 1  | 58    |  |    |
| M920    | 1                            | 3  |    | 1  | 1  | 2  | 2  | 3  | 5  | 4  | 3  | 3  | 3  | 2  | 1  | 2  | 2  | 2  | 3  | 3  | 3  | 3  | 3  | 5  | 3  | 2  | 2  | 2  | 7  | 1  | 1  | 61    |  |    |
| M93     | 4                            | 3  | 1  | 3  | 2  | 4  | 3  | 1  | 2  | 2  | 3  | 5  | 1  | 3  | 3  | 1  | 4  | 4  | 2  | 2  | 4  | 3  | 4  | 3  | 2  | 4  | 3  | 1  | 5  | 1  | 1  | 66    |  |    |
| M930    |                              |    |    |    |    |    |    |    |    |    |    |    |    |    |    |    |    |    |    |    |    |    |    |    |    |    |    |    |    |    |    |       |  | 5  |
| M931    |                              |    |    |    |    |    |    |    |    |    |    |    |    |    |    |    |    |    |    |    |    |    |    |    |    |    |    |    |    |    |    |       |  | 6  |
| M94     | 2                            | 8  | 1  | 7  | 2  | 1  | 2  | 3  | 2  | 3  | 4  | 2  | 1  | 2  | 1  | 2  | 1  | 1  | 3  | 1  | 2  | 1  | 2  | 1  | 3  | 3  | 4  | 2  | 2  | 2  | 2  | 55    |  |    |
| M940    | 1                            | 3  | 2  | 1  | 1  | 3  | 1  | 3  | 5  | 2  | 1  | 2  | 1  | 2  | 1  | 2  | 1  | 2  | 3  | 1  | 3  | 1  | 3  | 1  | 3  | 7  | 2  | 2  | 3  | 1  | 1  | 51    |  |    |
| M941    |                              |    |    |    |    |    |    |    |    |    |    |    |    |    |    |    |    |    |    |    |    |    |    |    |    |    |    |    |    |    |    |       |  | 1  |
| M95     | 1                            | 6  | 3  | 2  | 2  | 2  | 1  | 1  | 1  | 1  | 1  | 5  | 1  | 1  | 1  | 1  | 1  | 3  | 1  | 4  | 1  | 1  | 4  | 1  | 1  | 1  | 4  | 1  | 1  | 1  | 1  | 43    |  |    |
| M96     | 4                            | 4  | 1  | 1  | 1  | 3  | 2  | 1  | 6  | 5  | 2  | 1  | 4  | 2  | 1  | 1  | 5  | 3  | 3  | 4  | 1  | 5  | 1  | 6  | 1  | 5  | 3  | 5  | 5  | 2  | 10 | 98    |  |    |
| M97     | 4                            | 3  | 1  | 2  | 2  | 2  | 1  | 1  | 3  | 4  | 1  | 2  | 1  | 3  | 2  | 2  | 3  | 3  | 3  | 2  | 1  | 1  | 1  | 1  | 2  | 2  | 2  | 2  | 1  | 1  | 1  | 52    |  |    |
| M980    |                              |    |    |    |    |    |    |    |    |    |    |    |    |    |    |    |    |    |    |    |    |    |    |    |    |    |    |    |    |    |    |       |  | 16 |
| NWIM1   |                              |    |    |    |    |    |    |    |    |    |    |    |    |    |    |    |    |    |    |    |    |    |    |    |    |    |    |    |    |    |    |       |  | 1  |
| RP3     |                              |    |    |    |    |    |    |    |    |    |    |    |    |    |    |    |    |    |    |    |    |    |    |    |    |    |    |    |    |    |    |       |  | 1  |
| Totals  | 22                           | 28 | 14 | 19 | 12 | 20 | 18 | 14 | 22 | 19 | 19 | 16 | 20 | 11 | 22 | 11 | 12 | 23 | 14 | 14 | 16 | 20 | 19 | 12 | 16 | 24 | 26 | 16 | 30 | 8  | 19 | 556   |  |    |



Division Harris County Emerg Corps

# 911 STATISTICS REPORT FOR PERIOD 07-01-21 to 07-31-21

8/16/2021 10:18:07 AM Page 4 of 10

## TRANSPORTS BY UNIT

|              | 01        | 02        | 03        | 04        | 05        | 06        | 07        | 08        | 09        | 10        | 11        | 12        | 13        | 14        | 15        | 16        | 17        | 18        | 19        | 20        | 21        | 22        | 23        | 24        | 25        | 26        | 27        | 28        | 29        | 30        | 31        | Total       |    |
|--------------|-----------|-----------|-----------|-----------|-----------|-----------|-----------|-----------|-----------|-----------|-----------|-----------|-----------|-----------|-----------|-----------|-----------|-----------|-----------|-----------|-----------|-----------|-----------|-----------|-----------|-----------|-----------|-----------|-----------|-----------|-----------|-------------|----|
| M91          | 3         | 3         | 10        | 6         | 4         | 3         | 10        | 10        | 6         | 14        | 10        | 9         | 8         | 5         | 12        | 2         | 11        | 9         | 5         | 5         | 7         | 8         | 14        | 6         | 14        | 10        | 6         | 8         | 3         | 5         | 10        | 236         |    |
| M92          |           | 6         | 5         | 17        | 5         | 3         | 4         | 7         | 11        | 5         | 12        | 6         | 6         | 2         | 9         | 5         | 4         | 10        | 8         | 5         | 10        | 9         | 9         | 7         | 6         | 11        | 10        | 3         | 7         | 8         | 7         | 217         |    |
| M920         | 1         | 4         | 7         | 7         | 1         | 4         | 3         | 2         | 8         | 2         | 9         | 7         | 3         | 4         | 5         | 4         | 7         | 7         | 6         | 12        | 4         | 4         | 5         | 6         | 4         | 13        | 6         | 5         | 10        | 5         | 4         | 169         |    |
| M93          | 5         | 8         | 8         | 7         | 5         | 5         | 6         | 7         | 8         | 3         | 10        | 6         | 9         | 5         | 3         | 10        | 7         | 10        | 5         | 12        | 16        | 5         | 6         | 12        | 8         | 10        | 7         | 13        | 6         | 5         | 6         | 233         |    |
| M930         |           |           |           |           |           |           | 1         |           |           |           |           |           |           |           | 3         |           |           | 1         |           | 10        |           |           |           |           |           |           |           |           |           |           |           | 15          |    |
| M931         |           |           |           |           |           |           |           |           |           |           |           |           |           |           | 2         | 1         |           |           |           |           |           | 5         | 1         | 6         |           |           |           |           |           |           |           |             | 15 |
| M94          | 3         | 4         | 6         | 13        | 6         | 4         | 9         | 7         | 7         | 6         | 11        | 7         | 4         | 5         | 10        | 4         | 2         | 14        | 6         | 4         | 6         | 3         | 4         | 12        | 8         | 8         | 15        | 6         | 8         | 7         | 9         | 218         |    |
| M940         | 3         | 5         | 6         | 14        | 4         | 3         | 6         | 4         | 6         | 3         | 8         | 8         | 4         | 5         | 8         | 4         | 4         | 7         | 4         | 6         | 13        | 4         | 3         | 8         | 13        | 10        | 4         | 7         | 4         | 5         | 9         | 192         |    |
| M941         |           |           |           |           |           |           |           |           |           |           |           |           |           |           |           |           |           |           |           |           |           | 7         | 3         | 7         |           |           |           |           |           |           |           |             | 17 |
| M95          | 4         | 4         | 2         | 1         | 2         | 4         | 9         | 8         | 5         | 4         | 13        | 3         | 2         | 6         | 7         | 8         | 8         | 6         | 4         | 6         | 6         | 7         | 6         | 8         | 7         | 6         | 7         | 7         | 9         | 8         | 6         | 183         |    |
| M96          | 3         | 11        | 5         | 10        | 5         | 5         | 5         | 5         | 8         | 11        | 9         | 4         | 7         | 7         | 9         | 13        | 8         | 5         | 8         | 11        | 10        | 9         | 7         | 9         | 16        | 4         | 8         | 7         | 6         | 9         | 239       |             |    |
| M97          | 1         | 3         | 3         | 14        | 1         | 2         | 5         | 6         | 6         | 3         | 10        | 3         | 6         | 5         | 3         | 2         | 5         | 7         | 5         | 7         | 5         | 2         | 2         | 7         | 2         | 12        | 7         | 5         | 4         | 4         | 3         | 138         |    |
| M980         |           |           |           |           |           | 3         | 5         |           |           |           |           | 4         | 3         | 2         | 3         | 4         |           |           |           |           | 3         | 2         | 2         |           |           |           |           |           |           |           |           | 32          |    |
| <b>Total</b> | <b>23</b> | <b>48</b> | <b>52</b> | <b>89</b> | <b>33</b> | <b>36</b> | <b>57</b> | <b>62</b> | <b>62</b> | <b>48</b> | <b>94</b> | <b>59</b> | <b>46</b> | <b>50</b> | <b>66</b> | <b>56</b> | <b>59</b> | <b>73</b> | <b>49</b> | <b>65</b> | <b>91</b> | <b>66</b> | <b>64</b> | <b>86</b> | <b>71</b> | <b>96</b> | <b>66</b> | <b>62</b> | <b>58</b> | <b>54</b> | <b>63</b> | <b>1904</b> |    |

## NATURE SUMMARY BY UNIT

| Response Description      | M91 | M92 | M920 | M93 | M930 | M931 | M94 | M940 | M941 | M95 | M96 | M97 | M980 | Total |
|---------------------------|-----|-----|------|-----|------|------|-----|------|------|-----|-----|-----|------|-------|
| ACCIDENT FD WITH INJURIES |     |     |      |     |      | 1    |     |      |      |     |     |     |      | 1     |
| ALARM                     | 2   | 2   | 2    | 4   |      | 1    | 2   | 1    | 3    | 3   | 2   |     |      | 22    |
| ALLERGIC REACTION         | 2   |     | 2    | 1   |      |      | 2   | 2    | 1    | 1   |     |     |      | 8     |
| ARREST                    | 4   | 7   |      | 3   |      |      | 2   | 1    | 2    | 4   |     |     |      | 23    |
| ASSAULT                   | 11  | 13  | 16   | 12  |      | 3    | 11  | 10   | 1    | 11  | 25  | 9   | 5    | 127   |
| ASSIGNMENT                |     |     |      |     |      |      |     | 1    |      |     |     |     |      | 1     |
| AUTO-PEDESTRIAN           | 1   |     |      |     |      |      |     |      |      |     |     |     |      | 2     |
| BITE/ATTACK               | 1   |     |      |     |      |      | 3   | 1    |      | 1   |     |     | 1    | 6     |
| BURNS/EXPLOSION           |     |     |      |     |      |      | 2   |      |      |     |     |     |      | 2     |
| CALL                      | 22  | 34  | 10   | 18  |      |      | 14  | 8    | 20   | 22  | 8   | 6   |      | 162   |
| CARDIAC                   | 17  | 31  | 16   | 28  |      | 3    | 23  | 14   | 20   | 35  | 15  |     |      | 202   |
| CARE                      |     |     | 1    |     |      |      |     |      |      | 1   |     |     |      | 2     |
| CHOKING                   | 2   | 1   | 1    | 1   |      |      | 5   | 2    | 1    | 3   | 2   |     |      | 18    |
| CITIZEN ASSIST            |     |     | 1    |     |      |      |     |      |      |     | 1   |     |      | 2     |
| COMMERCIAL BUILDING FIRE  | 1   |     | 1    |     |      |      | 1   |      |      | 1   |     |     |      | 4     |
| CONVULSIONS/SEIZURES      |     |     |      |     |      |      |     |      | 2    | 2   |     |     |      | 4     |
| CVA ABNORMAL BREATHING    |     | 1   | 1    | 1   |      | 1    | 2   |      |      |     |     |     |      | 6     |
| CVA LOSS OF BALANCE       |     | 2   | 2    |     |      |      | 1   |      |      |     |     |     |      | 5     |
| CVA NOT ALERT             | 4   | 2   | 2    | 1   |      | 2    | 2   |      |      |     | 2   | 1   |      | 16    |
| CVA PARALYSIS             |     |     |      |     |      |      |     |      | 1    |     |     |     |      | 1     |
| CVA SPEECH PROBLEM        |     |     |      |     |      |      |     |      |      |     |     |     |      | 1     |
| CVA VISION PROBLEMS       |     |     |      |     |      |      |     |      | 1    | 1   |     |     |      | 2     |
| CVA WEAKNESS              | 1   | 2   |      |     |      | 1    | 1   | 1    | 1    | 1   |     |     |      | 7     |
| DIABETIC                  | 4   | 4   | 3    | 3   | 1    | 6    | 3   | 1    | 5    | 3   | 1   |     |      | 34    |
| DOA                       |     |     | 3    | 3   |      | 3    |     |      | 3    |     |     |     |      | 12    |







**Division Harris County Emerg Corps**

**911 STATISTICS REPORT FOR PERIOD 07-01-21 to 07-31-21**

8/16/2021 10:18:07 AM Page 6 of 10

| Response Description     | M81        | M82        | M820       | M83        | M830      | M831      | M84        | M840       | M841      | M85        | M86        | M87        | M880      | Total       |
|--------------------------|------------|------------|------------|------------|-----------|-----------|------------|------------|-----------|------------|------------|------------|-----------|-------------|
| SEIZURES                 | 8          | 6          | 5          | 9          | 9         | 13        | 9          | 13         | 16        | 11         | 8          |            |           | 85          |
| SHOOTING                 |            |            |            | 2          |           |           |            |            |           |            |            |            |           | 3           |
| SML NON DWELLING FIRE    |            |            |            |            |           | 1         |            |            | 1         |            |            | 1          |           | 3           |
| STABBING                 |            | 1          |            |            |           |           |            |            |           |            |            |            |           | 1           |
| STABBING / SHOOTING      | 4          | 4          | 3          | 4          |           | 4         | 2          | 4          | 2         | 6          | 3          |            |           | 32          |
| STROKE/CVA               |            |            |            | 4          |           | 2         |            |            |           |            |            |            |           | 6           |
| STRUCTURE FIRE HIGH LIFE |            |            |            |            |           |           |            |            |           | 1          |            |            |           | 1           |
| UNCONSCIOUS PARTY        | 12         | 16         | 9          | 30         |           | 15        | 20         | 15         | 5         | 7          | 15         | 12         |           | 141         |
| UNKNOWN PROBLEM          | 4          | 7          | 5          | 7          |           | 4         | 3          | 4          |           | 5          | 4          | 1          |           | 41          |
| VEHICLE ACCIDENT         | 5          | 5          | 4          | 11         | 1         | 5         | 6          | 5          |           | 7          | 19         | 4          | 8         | 75          |
| VEHICLE FIRE W/EXPOSURES |            | 1          |            | 1          |           |           |            |            |           |            |            |            |           | 2           |
| WITH ENTRAPMENT          |            |            | 2          |            |           |           | 1          |            |           | 1          |            |            |           | 4           |
| <b>Totals</b>            | <b>359</b> | <b>350</b> | <b>285</b> | <b>348</b> | <b>21</b> | <b>28</b> | <b>321</b> | <b>274</b> | <b>20</b> | <b>298</b> | <b>416</b> | <b>229</b> | <b>61</b> | <b>3010</b> |



**Division** Harris County Emerg Corps

# 911 STATISTICS REPORT FOR PERIOD 07-01-21 to 07-31-21

8/16/2021 10:18:07 AM Page 7 of 10

| Transported To                                     | TRANSPORT DESTINATION SUMMARY BY UNIT |            |            |            |           |           |            |            |           |            |            |            |           |           | Total       |
|----------------------------------------------------|---------------------------------------|------------|------------|------------|-----------|-----------|------------|------------|-----------|------------|------------|------------|-----------|-----------|-------------|
|                                                    | M91                                   | M92        | M920       | M93        | M930      | M931      | M94        | M940       | M941      | M95        | M95        | M96        | M97       | M980      |             |
| BEN TAUB HOSPITAL                                  | 2                                     |            | 7          |            |           |           | 1          | 3          |           |            |            |            |           |           | 13          |
| CYPRESS CREEK HOSPITAL                             |                                       |            |            |            |           |           |            |            |           | 1          |            |            |           |           | 1           |
| HCA ER 24/7 WILLOWBROOK                            | 1                                     |            | 1          | 3          |           |           | 1          |            |           |            |            | 2          |           |           | 8           |
| HCA ER FALLCREEK                                   |                                       | 1          | 4          |            |           |           | 2          | 2          |           |            |            | 2          |           |           | 18          |
| HCA HOUSTON HEALTHCARE NORTHWEST                   | 15                                    | 2          |            | 8          |           |           | 4          |            |           | 2          |            | 3          |           | 2         | 40          |
| HCA KINGWOOD MEDICAL CENTER                        |                                       | 3          | 6          |            |           |           | 3          | 3          |           |            |            |            | 1         |           | 16          |
| HOUSTON METHODIST THE WOODLANDS                    | 1                                     |            |            |            |           |           |            |            |           |            |            |            |           |           | 5           |
| HOUSTON NW                                         | 73                                    | 29         | 27         | 33         | 1         | 2         | 9          | 26         | 4         | 82         | 36         | 5          | 8         |           | 334         |
| KINGWOOD EMERGENCY CENTER                          |                                       | 5          | 5          |            |           |           | 9          | 5          | 1         | 1          |            |            | 1         |           | 27          |
| KINGWOOD MEDICAL CENTER                            | 3                                     | 13         | 6          | 1          |           |           | 18         | 37         | 1         | 1          |            |            | 18        | 1         | 99          |
| Lyndon B Johnson General Hospital                  | 10                                    | 38         | 27         | 4          |           |           | 37         | 16         | 2         | 3          | 2          | 15         | 3         |           | 157         |
| MD ANDERSON CANCER CENTER                          |                                       |            |            |            |           |           |            | 2          |           |            |            |            |           |           | 2           |
| MEMORIAL HERMANN GREATER HEIGHTS                   | 7                                     | 4          |            | 6          |           |           | 2          | 4          |           | 1          | 7          |            |           |           | 31          |
| MEMORIAL HERMANN HOSPITAL                          | 5                                     | 16         |            | 13         |           |           | 16         | 8          |           |            | 9          |            |           |           | 67          |
| MEMORIAL HERMANN NORTHEAST                         | 13                                    | 63         | 55         | 1          |           |           | 98         | 73         | 1         | 9          | 5          | 51         | 11        |           | 386         |
| MEMORIAL HERMANN SUMMER CREEK EMERGENCY DEPARTMENT |                                       | 1          |            |            |           |           | 3          | 1          |           | 2          | 1          | 19         |           |           | 27          |
| MEMORIAL HERMANN WOODLANDS                         | 14                                    | 8          | 3          | 4          |           |           |            | 1          | 1         | 10         | 2          |            |           |           | 43          |
| METHODIST HOSPITAL                                 |                                       | 1          |            | 1          |           |           |            |            |           | 1          | 1          |            |           |           | 4           |
| METHODIST WILLOWBROOK                              | 40                                    | 14         | 14         | 64         | 14        | 9         | 1          | 2          | 24        | 123        | 3          |            |           | 4         | 312         |
| METHODIST WOODLANDS HOSPITAL                       | 1                                     |            | 5          | 6          |           |           |            | 1          |           | 21         |            |            |           |           | 34          |
| NORTH CYPRESS MEDICAL CENTER                       |                                       |            |            |            |           |           |            |            |           |            |            |            |           |           | 1           |
| ST JOSEPH'S HOSPITAL                               | 1                                     |            |            | 1          |           |           |            |            | 1         |            |            |            |           |           | 3           |
| ST LUKE'S MEDICAL CENTER                           | 1                                     |            |            |            |           |           | 1          | 1          |           | 4          |            |            |           |           | 7           |
| ST LUKE'S SPRING VILLAGE                           |                                       | 1          |            |            |           |           |            |            |           |            |            |            |           |           | 1           |
| ST LUKE'S VINTAGE                                  | 28                                    | 7          | 3          | 73         |           | 4         | 6          | 5          | 7         | 39         | 2          |            |           | 1         | 175         |
| ST LUKE'S WOODLANDS                                | 5                                     |            | 1          | 4          |           |           |            |            | 6         | 1          |            |            |           |           | 17          |
| TEXAS CHILDRENS HOSPITAL                           | 2                                     | 2          |            | 2          |           | 7         |            |            |           |            | 1          |            |           |           | 14          |
| TEXAS CHILDRENS THE WOODLANDS CAMPUS               | 9                                     | 1          | 5          | 4          |           |           |            | 1          | 7         | 8          | 1          |            |           |           | 36          |
| Texas Emergency Care                               |                                       |            |            |            |           |           |            |            |           |            |            |            | 4         |           | 4           |
| TOMBALL REGIONAL HOSPITAL                          |                                       |            |            | 3          |           |           |            |            | 1         | 7          |            |            |           |           | 11          |
| UNITED MEMORIAL MEDICAL CENTER                     | 1                                     |            |            | 1          |           |           |            |            |           |            |            |            |           |           | 2           |
| Unspecified                                        | 1                                     |            |            |            |           |           |            |            |           |            |            |            |           |           | 1           |
| VETERANS AFFAIRS MEDICAL CENTER                    | 4                                     |            |            | 1          |           |           |            | 1          | 1         | 1          |            |            |           | 1         | 8           |
| <b>Totals</b>                                      | <b>236</b>                            | <b>217</b> | <b>169</b> | <b>233</b> | <b>15</b> | <b>15</b> | <b>218</b> | <b>192</b> | <b>17</b> | <b>183</b> | <b>239</b> | <b>138</b> | <b>32</b> | <b>32</b> | <b>1904</b> |



**Division Harris County Emerg Corps**

**911 STATISTICS REPORT FOR PERIOD 07-01-21 to 07-31-21**

8/16/2021 10:18:07 AM Page 8 of 10

| Disposition                      | DISPOSITION SUMMARY BY UNIT |            |           |            |            |            |            |           |           |            |            |           |            |            |            |           |      | Total       |
|----------------------------------|-----------------------------|------------|-----------|------------|------------|------------|------------|-----------|-----------|------------|------------|-----------|------------|------------|------------|-----------|------|-------------|
|                                  | D80                         | D801       | H-CMDT    | M91        | M92        | M920       | M93        | M930      | M931      | M94        | M940       | M941      | M95        | M96        | M97        | M980      | M980 |             |
| Non-E/MS Disposition             | 137                         | 136        | 22        |            |            |            |            |           |           |            |            |           |            |            |            |           |      | 297         |
| Accidental Activation            |                             |            |           | 1          | 1          | 1          |            |           |           | 1          | 1          |           | 2          | 1          | 1          |           |      | 8           |
| Alternative Disposition          |                             |            |           |            |            |            |            |           |           |            |            |           |            |            |            |           |      | 1           |
| Call Cancelled                   |                             |            |           | 2          | 5          | 6          | 3          |           | 1         | 8          | 5          |           | 7          | 11         | 9          |           | 1    | 58          |
| Call Complete                    |                             |            |           | 258        | 233        | 173        | 226        | 11        | 15        | 214        | 179        | 18        | 190        | 246        | 139        |           | 37   | 1939        |
| Call Out of Territory, Disregard |                             |            |           | 1          |            |            |            |           |           |            |            |           |            |            |            |           |      | 1           |
| Call Reassigned                  |                             |            |           |            |            |            |            |           | 2         |            |            |           |            |            |            |           |      | 4           |
| Call Referred                    |                             |            |           | 14         | 16         | 12         | 13         | 1         | 1         | 13         | 12         |           | 6          | 16         | 3          |           |      | 106         |
| Call Referred to Air Ambulance   |                             |            |           |            |            |            |            |           |           |            |            |           |            |            |            |           |      | 2           |
| Call Unfounded                   |                             |            |           | 1          | 2          | 2          | 2          |           | 3         | 2          | 2          |           | 7          | 2          | 3          | 1         |      | 25          |
| Call Unfounded Patient Gone on   |                             |            |           | 1          |            |            |            |           |           |            |            |           |            |            |            |           |      | 1           |
| Clear Hospital                   |                             |            |           | 1          |            |            |            |           |           | 1          | 1          |           | 2          | 1          |            |           |      | 6           |
| Death on Scene                   |                             |            |           | 1          | 5          | 4          | 7          |           | 2         | 2          | 2          |           | 3          | 7          | 5          |           |      | 36          |
| Disregard                        |                             |            |           | 13         | 19         | 12         | 12         |           | 3         | 11         | 7          |           | 12         | 16         | 7          |           | 2    | 114         |
| Disregard by Alarm Co            |                             |            |           |            |            |            |            |           |           |            |            |           |            |            |            |           |      | 2           |
| Disregard Patient Gone on Arr    |                             |            |           |            |            |            |            |           |           |            |            |           |            |            |            |           |      | 2           |
| Fire - Call Complete             |                             |            |           | 3          | 5          | 3          | 15         | 1         | 1         | 1          | 3          |           | 10         | 19         | 2          | 2         |      | 65          |
| Fire - False Alarm               |                             |            |           |            |            |            |            |           |           |            |            |           |            |            |            |           |      | 1           |
| Fire - False Alarm, Fire - Inve  |                             |            |           |            |            |            |            |           |           |            |            |           |            |            |            |           |      | 2           |
| Fire - Fire Extinguished         |                             |            |           | 2          |            |            |            |           |           |            |            |           |            |            |            |           |      | 4           |
| Fire - Investigated No Hazard    |                             |            |           | 1          |            |            |            |           |           |            |            |           |            |            |            |           |      | 1           |
| Fire - Settled at Scene          |                             |            |           |            |            |            |            |           |           |            |            |           |            |            |            |           |      | 2           |
| Mutual Aid Handled               |                             |            |           |            |            |            |            |           |           |            |            |           |            |            |            |           |      | 1           |
| No Medical                       |                             |            |           | 12         | 2          | 8          | 5          | 4         |           | 12         | 6          |           | 13         | 4          | 3          |           |      | 69          |
| No Medical, No Patient Contact   |                             |            |           | 1          |            |            |            |           |           |            |            |           |            |            |            |           |      | 1           |
| No Patient Contact               |                             |            |           | 1          | 2          | 1          |            |           |           | 2          |            |           | 1          |            | 1          |           |      | 8           |
| Patient Gone on Arrival          |                             |            |           | 2          | 5          | 2          | 1          |           |           | 1          | 1          |           | 1          | 1          |            |           |      | 14          |
| Public Assist Only               |                             |            |           |            |            |            |            |           |           |            |            |           |            |            |            |           |      | 1           |
| Refusal AMA                      |                             |            |           | 43         | 49         | 59         | 60         | 5         | 4         | 48         | 50         | 1         | 43         | 86         | 46         | 15        |      | 509         |
| Refusal Parental                 |                             |            |           | 2          | 4          | 2          | 2          |           | 1         | 5          | 1          |           | 3          | 3          | 1          |           |      | 24          |
| Transported                      |                             |            |           |            |            |            |            |           |           | 2          | 2          |           | 1          | 1          |            |           |      | 3           |
| <b>Totals</b>                    | <b>137</b>                  | <b>136</b> | <b>22</b> | <b>359</b> | <b>350</b> | <b>285</b> | <b>348</b> | <b>21</b> | <b>28</b> | <b>321</b> | <b>274</b> | <b>20</b> | <b>300</b> | <b>416</b> | <b>229</b> | <b>61</b> |      | <b>3307</b> |



**Division** Harris County Emerg Corps

# 911 STATISTICS REPORT FOR PERIOD 07-01-21 to 07-31-21

8/16/2021 10:18:07 AM Page 9 of 10

| Disposition                      | NO TRANSPORT DISPOSITION SUMMARY BY UNIT |            |            |            |           |           |            |           |          |            |            |           |           |           | Total       |
|----------------------------------|------------------------------------------|------------|------------|------------|-----------|-----------|------------|-----------|----------|------------|------------|-----------|-----------|-----------|-------------|
|                                  | M91                                      | M92        | M920       | M93        | M930      | M931      | M94        | M940      | M941     | M95        | M96        | M97       | M980      | M980      |             |
| Accidental Activation            | 1                                        |            |            |            |           |           | 1          |           |          |            |            |           |           |           | 7           |
| Alternative Disposition          |                                          |            |            |            |           |           |            |           |          |            |            |           |           |           | 1           |
| Call Cancelled                   | 2                                        | 5          | 6          | 2          | 1         | 1         | 8          | 3         | 7        | 9          | 7          |           | 1         | 1         | 51          |
| Call Complete                    | 9                                        | 6          | 5          | 3          |           |           | 4          | 5         | 2        | 4          | 11         | 8         | 1         | 1         | 58          |
| Call Out of Territory, Disregard | 1                                        |            |            |            |           |           |            |           |          |            |            |           |           |           | 1           |
| Call Reassigned                  |                                          |            |            | 2          | 2         |           |            |           |          |            |            |           |           |           | 4           |
| Call Referred                    | 14                                       | 16         | 12         | 13         | 1         | 1         | 13         | 12        | 6        | 16         | 3          |           |           |           | 106         |
| Call Unfounded                   | 1                                        | 2          | 2          | 2          |           |           | 3          | 2         | 7        | 2          | 3          |           | 1         | 1         | 25          |
| Call Unfounded, Patient Gone on  | 1                                        |            |            |            |           |           |            |           |          |            |            |           |           |           | 1           |
| Death on Scene                   | 1                                        | 5          | 4          | 7          |           |           | 2          | 2         | 3        | 7          | 5          |           |           |           | 36          |
| Disregard                        | 13                                       | 19         | 12         | 12         | 3         | 3         | 11         | 7         | 12       | 16         | 7          |           | 2         | 2         | 114         |
| Disregard by Alarm Co            |                                          |            |            |            |           |           |            |           |          |            |            |           |           |           | 2           |
| Disregard, Patient Gone on Arr   |                                          |            |            |            |           |           |            |           |          |            |            |           |           |           | 2           |
| Fire - Call Complete             | 3                                        | 5          | 3          | 15         | 1         | 1         | 1          | 3         | 10       | 18         | 2          |           | 2         | 2         | 64          |
| Fire - False Alarm               |                                          |            |            |            |           |           |            |           |          |            |            |           |           |           | 1           |
| Fire - False Alarm, Fire - Inve  |                                          |            |            |            |           |           |            |           |          |            |            |           |           |           | 2           |
| Fire - Fire Extinguished         | 2                                        |            |            |            |           |           |            |           |          |            |            |           |           |           | 2           |
| Fire - Investigated No Hazard    | 1                                        |            |            |            |           |           |            |           |          | 1          |            |           |           |           | 4           |
| Fire - Settled at Scene          |                                          |            |            |            |           |           |            |           |          |            |            |           |           |           | 1           |
| No Medical                       | 12                                       | 2          | 8          | 5          | 4         |           | 1          | 6         | 13       | 4          | 3          |           |           |           | 69          |
| No Medical, No Patient Contact   | 1                                        |            |            |            |           |           |            |           |          |            |            |           |           |           | 1           |
| No Patient Contact               | 1                                        | 2          | 1          |            |           |           | 2          |           | 1        |            | 1          |           |           |           | 8           |
| Patient Gone on Arrival          | 2                                        | 5          | 2          | 1          |           |           | 1          | 1         | 1        | 1          |            |           |           |           | 14          |
| Public Assist Only               |                                          |            |            |            |           |           |            |           |          |            |            |           |           |           | 1           |
| Refusal AMA                      | 43                                       | 49         | 59         | 60         | 5         | 4         | 48         | 50        | 1        | 43         | 86         | 46        | 15        | 15        | 509         |
| Refusal Parental                 | 2                                        | 4          | 2          | 2          |           |           | 5          | 1         | 5        | 3          | 3          |           | 1         | 1         | 24          |
| Transported                      |                                          |            |            |            |           |           |            | 2         |          | 1          |            |           |           |           | 3           |
| <b>Totals</b>                    | <b>109</b>                               | <b>122</b> | <b>117</b> | <b>124</b> | <b>10</b> | <b>13</b> | <b>111</b> | <b>97</b> | <b>3</b> | <b>109</b> | <b>177</b> | <b>94</b> | <b>25</b> | <b>25</b> | <b>1111</b> |

| MUTUAL AID PROVIDED BY YOUR DISTRICT |            |          |       |                           |                      |      |                                |  |  |
|--------------------------------------|------------|----------|-------|---------------------------|----------------------|------|--------------------------------|--|--|
| Incident ID                          | Date       | Time     | Unit  | Problem                   | Provided To          | Map  | Call Disposition               |  |  |
| 21-07-31958                          | 07/01/2021 | 11:15:43 | M95   | MOTOR VEHICLE ACCIDENT    | CC-Cypress Creek EMS | 292X | DISREGARD                      |  |  |
| 21-07-31961                          | 07/01/2021 | 11:26:13 | M95   | 26028 MEDICAL CALL        | CC-Cypress Creek EMS | 333D | CALL COMPLETE                  |  |  |
| 21-07-32010                          | 07/01/2021 | 17:12:41 | HCMD1 | Tactical Medical Response | HC-Agency Unknown    | 445X | CALL CANCELLED                 |  |  |
| 21-07-32862                          | 07/06/2021 | 08:36:51 | M97   | 69D6 RESIDENTIAL FIRE     | Atascocita FD        | 377J | CALL COMPLETE                  |  |  |
| 21-07-32935                          | 07/06/2021 | 16:15:59 | CHP1  | 26C02 MEDICAL CALL        | Eastex FD            | 415L | CALL COMPLETE                  |  |  |
| 21-07-32951                          | 07/06/2021 | 17:47:47 | HCMD1 | Tactical Medical Response | CC-Cypress Creek EMS | 329P | STANDBY / TACTICAL TEAM        |  |  |
| 21-07-33004                          | 07/07/2021 | 01:34:08 | M97   | 26C02 MEDICAL CALL        | Atascocita FD        | 377K | CALL COMPLETE                  |  |  |
| 21-07-33371                          | 07/09/2021 | 05:45:40 | M97   | MVA WITH ENTRAPMENT       | Atascocita FD        | 337X | CALL REFERRED TO AIR AMBULANCE |  |  |
| 21-07-33555                          | 07/10/2021 | 08:59:26 | M97   | FULL ARREST               | Atascocita FD        | 377K | DEATH ON SCENE                 |  |  |
| 21-07-33689                          | 07/11/2021 | 00:56:38 | M97   | 31C2 UNCONSCIOUS PARTY    | Atascocita FD        | 377K | CALL CANCELLED                 |  |  |
| 21-07-33712                          | 07/11/2021 | 03:11:05 | M93   | ABDOMINAL PAIN            | CC-Cypress Creek EMS | 370U | CALL COMPLETE                  |  |  |
| 21-07-34474                          | 07/15/2021 | 15:35:57 | M95   | 26C02 MEDICAL CALL        | CC-Cypress Creek EMS | 333G | CALL COMPLETE                  |  |  |
| 21-07-34481                          | 07/15/2021 | 16:21:37 | M96   | 12A01E SEIZURES           | CC-Cypress Creek EMS | 292T | DISREGARD                      |  |  |



**Division Harris County Emergency Corps**

**911 STATISTICS REPORT FOR PERIOD 07-01-21 to 07-31-21**

8/16/2021 10:18:07 AM Page 10 of 10

|             |            |          |         |                               |                        |                      |                                 |               |
|-------------|------------|----------|---------|-------------------------------|------------------------|----------------------|---------------------------------|---------------|
| 21-07-34484 | 07/15/2021 | 16:31:26 | M96     | 29A01U                        | MOTOR VEHICLE ACCIDENT | CC-Cypress Creek EMS | 333J                            | CALL COMPLETE |
| 21-07-34569 | 07/16/2021 | 01:40:54 | M97     | MOTOR VEHICLE ACCIDENT        | Atascocita FD          | 377K                 | CALL COMPLETE                   |               |
| 21-07-34686 | 07/16/2021 | 17:44:52 | M95     | CONVULSIONS/SEIZURES          | CC-Cypress Creek EMS   | 333B                 | CALL COMPLETE                   |               |
| 21-07-34742 | 07/16/2021 | 22:58:31 | M95     | 10D2 CARDIAC                  | CC-Cypress Creek EMS   | 334F                 | CALL COMPLETE                   |               |
| 21-07-34769 | 07/17/2021 | 02:33:57 | M92     | 25B06 PSYCHIATRIC             | HC-Agency Unknown      | 372H                 | CALL COMPLETE                   |               |
| 21-07-34769 | 07/17/2021 | 02:33:57 | M95     | 25B06 PSYCHIATRIC             | HC-Agency Unknown      | 372H                 | CALL COMPLETE                   |               |
| 21-07-34848 | 07/17/2021 | 14:47:00 | M95     | 61D2U HAZMAT UNCONTAINED      | CC-Cypress Creek EMS   | 292P                 | CALL COMPLETE                   |               |
| 21-07-34861 | 07/17/2021 | 15:35:44 | M940    | 28A01 CVA BREATHING NORMAL    | CC-Cypress Creek EMS   | 331R                 | MUTUAL AID HANDLED              |               |
| 21-07-35091 | 07/18/2021 | 17:25:30 | M97     | 21B01T MEDICAL CALL           | Atascocita FD          | 337W                 | CALL COMPLETE                   |               |
| 21-07-35214 | 07/19/2021 | 10:34:17 | M97     | RESIDENTIAL FIRE              | Atascocita FD          | 337W                 | CALL COMPLETE                   |               |
| 21-07-35219 | 07/19/2021 | 10:58:44 | M97     | 31C3 UNCONSCIOUS PARTY        | Atascocita FD          | 338W                 | FIRE - FALSE ALARM, FIRE - INVE |               |
| 21-07-35452 | 07/20/2021 | 18:18:18 | M93     | MOTOR VEHICLE ACCIDENT        | CC-Cypress Creek EMS   | 376H                 | CALL COMPLETE                   |               |
| 21-07-35736 | 07/22/2021 | 05:02:48 | M97     | 28C01J CVA NOT ALERT          | CC-Cypress Creek EMS   | 370V                 | REFUSAL AMA                     |               |
| 21-07-35782 | 07/22/2021 | 11:54:19 | STROKE  | 26C02 MEDICAL CALL            | Atascocita FD          | 377K                 | REFUSAL AMA                     |               |
| 21-07-35796 | 07/22/2021 | 13:23:35 | M96     | 26C02 MEDICAL CALL            | Eastex FD              | 375U                 | CALL COMPLETE                   |               |
| 21-07-35820 | 07/22/2021 | 15:01:08 | M95     | 31D3 UNCONSCIOUS PARTY        | CC-Cypress Creek EMS   | 332K                 | CALL COMPLETE                   |               |
| 21-07-35822 | 07/22/2021 | 15:03:58 | M95     | 26D1 MEDICAL CALL             | CC-Cypress Creek EMS   | 332J                 | DISREGARD                       |               |
| 21-07-35861 | 07/22/2021 | 18:37:28 | M97     | 6C01 RESPIRATORY              | Atascocita FD          | 334A                 | CALL COMPLETE                   |               |
| 21-07-35894 | 07/22/2021 | 21:01:20 | M931    | 21B01M MEDICAL CALL           | HC-Agency Unknown      | 376M                 | CALL COMPLETE                   |               |
| 21-07-36038 | 07/23/2021 | 17:33:50 | M95     | MOTOR VEHICLE ACCIDENT        | CC-Cypress Creek EMS   | 372D                 | CALL COMPLETE                   |               |
| 21-07-36105 | 07/23/2021 | 22:45:59 | M95     | PSYCHIATRIC                   | CC-Cypress Creek EMS   | 333K                 | REFUSAL AMA                     |               |
| 21-07-36217 | 07/24/2021 | 15:03:45 | M95     | 20D01C MEDICAL CALL           | CC-Cypress Creek EMS   | 333L                 | CALL COMPLETE                   |               |
| 21-07-36647 | 07/26/2021 | 17:09:00 | M95     | FALLS                         | CC-Cypress Creek EMS   | 333B                 | CALL COMPLETE                   |               |
| 21-07-36684 | 07/26/2021 | 20:07:13 | Level 1 | 17B01G INJ. PARTY FROM A FALL | CC-Cypress Creek EMS   | 292T                 | CALL COMPLETE                   |               |
| 21-07-36825 | 07/27/2021 | 12:42:26 | M95     | 28A11 MEDICAL CALL            | Eastex FD              | 374Z                 | REFUSAL PARENTAL                |               |
| 21-07-37032 | 07/28/2021 | 11:04:19 | M97     | 6D2 RESPIRATORY               | CC-Cypress Creek EMS   | 332L                 | CALL COMPLETE                   |               |
| 21-07-37074 | 07/28/2021 | 15:34:34 | M97     | 6D04A RESPIRATORY             | HC-Agency Unknown      | 377T                 | CALL COMPLETE                   |               |
| 21-07-37270 | 07/29/2021 | 14:58:44 | M95     | 28A01 MEDICAL CALL            | Atascocita FD          | 337Y                 | CALL COMPLETE                   |               |
| 21-07-37325 | 07/29/2021 | 18:49:58 | M95     | RESPIRATORY                   | CC-Cypress Creek EMS   | 334A                 | CALL COMPLETE                   |               |
| 21-07-37493 | 07/30/2021 | 18:07:53 | M95     | FALLS                         | CC-Cypress Creek EMS   | 333C                 | CALL COMPLETE                   |               |
| 21-07-37596 | 07/31/2021 | 10:44:02 | M95     | SHOOTING                      | CC-Cypress Creek EMS   | 333B                 | CALL COMPLETE                   |               |
| 21-07-37605 | 07/31/2021 | 11:52:20 | M95     | 21B02M MEDICAL CALL           | CC-Cypress Creek EMS   | 332K                 | CALL COMPLETE                   |               |
| 21-07-37607 | 07/31/2021 | 11:58:32 | M91     | RESPIRATORY                   | CC-Cypress Creek EMS   | 332K                 | CALL COMPLETE                   |               |
| 21-07-37640 | 07/31/2021 | 15:02:25 | M91     | MEDICAL CALL                  | CC-Cypress Creek EMS   | 332L                 | CALL COMPLETE                   |               |
| 21-07-37640 | 07/31/2021 | 15:02:25 | M91     | MEDICAL CALL                  | CC-Cypress Creek EMS   | 370T                 | CALL COMPLETE                   |               |

**Total Mutual Aid Responses Provided By Your District: 46**

**MUTUAL AID PROVIDED TO YOUR DISTRICT**

\*\* None Received \*\*

**HARRIS COUNTY EMERGENCY CORPS  
BUDGET VS ACTUAL  
Month and Year to Date Ending 6/30/2021**

|                                                  | June                |                     | Variance          | Actual               | 2021YTD              |                     | % Variance    |
|--------------------------------------------------|---------------------|---------------------|-------------------|----------------------|----------------------|---------------------|---------------|
|                                                  | Actual              | Budget              |                   |                      | Budget               | \$ Variance         |               |
|                                                  |                     |                     |                   |                      |                      |                     |               |
| <b>REVENUE</b>                                   |                     |                     |                   |                      |                      |                     |               |
| Ambulance Services, Net                          | \$ 1,898,274        | \$ 1,636,518        | \$ 261,756        | \$ 11,672,304        | \$ 9,819,110         | \$ 1,853,194        | 18.9%         |
| Dispatch Services                                | \$ 26,007           | \$ 31,856           | \$ (5,849)        | \$ 175,292           | \$ 191,134           | \$ (15,842)         | (8.3%)        |
| Special Events                                   | \$ 109,953          | \$ 82,907           | \$ 27,046         | \$ 595,702           | \$ 497,440           | \$ 98,262           | 19.8%         |
| Training and Education                           | \$ 1,441            | \$ 2,500            | \$ (1,059)        | \$ 6,677             | \$ 15,000            | \$ (8,323)          | (55.5%)       |
| Grant/Deployment Revenue                         | \$ -                | \$ -                | \$ -              | \$ 4,457             | \$ -                 | \$ 4,457            | 0.0%          |
| Misc./Investment Revenue                         | \$ 53,896           | \$ 4,123            | \$ 49,773         | \$ 71,933            | \$ 24,736            | \$ 47,197           | 190.8%        |
| <b>TOTAL REVENUE</b>                             | <b>\$ 2,089,571</b> | <b>\$ 1,757,904</b> | <b>\$ 331,667</b> | <b>\$ 12,526,365</b> | <b>\$ 10,547,420</b> | <b>\$ 1,978,945</b> | <b>18.8%</b>  |
| <b>EXPENSES</b>                                  |                     |                     |                   |                      |                      |                     |               |
| Payroll                                          | \$ 1,003,174        | \$ 1,023,142        | \$ (19,968)       | \$ 6,803,578         | \$ 6,138,853         | \$ 664,725          | 10.8%         |
| Business Expenses                                | \$ 14,365           | \$ 21,342           | \$ (6,977)        | \$ 93,360            | \$ 128,050           | \$ (34,690)         | (27.1%)       |
| Books/Subscriptions/Memberships                  | \$ 2,789            | \$ 1,399            | \$ 1,390          | \$ 8,723             | \$ 8,395             | \$ 328              | 3.9%          |
| Computer Support                                 | \$ 38,512           | \$ 33,125           | \$ 5,387          | \$ 198,331           | \$ 198,750           | \$ (419)            | (0.2%)        |
| Contract Services                                | \$ 53,518           | \$ 42,833           | \$ 10,685         | \$ 257,672           | \$ 257,000           | \$ 672              | 0.3%          |
| Depreciation/Amortization                        | \$ 47,389           | \$ -                | \$ 47,389         | \$ 196,067           | \$ -                 | \$ 196,067          | 0.0%          |
| Education/Tuition                                | \$ 18,626           | \$ 6,683            | \$ 11,942         | \$ 39,785            | \$ 40,100            | \$ (315)            | (0.8%)        |
| Fuel                                             | \$ 24,931           | \$ 17,500           | \$ 7,431          | \$ 122,378           | \$ 105,000           | \$ 17,378           | 16.6%         |
| Furniture/Equipment, Non-Capital                 | \$ 5,075            | \$ 11,638           | \$ (6,564)        | \$ 57,739            | \$ 69,830            | \$ (12,091)         | (17.3%)       |
| Employee-Related Expenses                        | \$ 27,002           | \$ 17,250           | \$ 9,752          | \$ 101,826           | \$ 103,500           | \$ (1,674)          | (1.6%)        |
| Insurance                                        | \$ 266,047          | \$ 237,741          | \$ 28,306         | \$ 1,577,125         | \$ 1,426,668         | \$ 150,457          | 10.5%         |
| Marketing                                        | \$ 3,800            | \$ 1,250            | \$ 2,550          | \$ 9,495             | \$ 7,500             | \$ 1,995            | 26.6%         |
| Med Supp/Oxygen/Emergency                        | \$ 41,515           | \$ 50,250           | \$ (8,735)        | \$ 277,701           | \$ 301,500           | \$ (23,799)         | (7.9%)        |
| Office Supplies/Consumables                      | \$ 8,562            | \$ 7,583            | \$ 979            | \$ 57,584            | \$ 45,500            | \$ 12,084           | 26.6%         |
| Printing/Mailing                                 | \$ 1,316            | \$ 583              | \$ 733            | \$ 3,657             | \$ 3,500             | \$ 157              | 4.5%          |
| Rents/Rentals                                    | \$ 55,317           | \$ 55,182           | \$ 136            | \$ 325,352           | \$ 331,091           | \$ (5,739)          | (1.7%)        |
| Repair/Maintenance                               | \$ 28,655           | \$ 31,000           | \$ (2,345)        | \$ 216,837           | \$ 186,000           | \$ 30,837           | 16.6%         |
| Travel/Meetings                                  | \$ 12,911           | \$ 17,333           | \$ (4,423)        | \$ 58,418            | \$ 104,000           | \$ (45,582)         | (43.8%)       |
| Uniforms                                         | \$ 3,306            | \$ 9,812            | \$ (6,507)        | \$ 81,557            | \$ 58,875            | \$ 22,682           | 38.5%         |
| Utilities/Telecommunication                      | \$ 37,733           | \$ 28,833           | \$ 8,900          | \$ 220,543           | \$ 173,000           | \$ 47,543           | 27.5%         |
| <b>TOTAL EXPENSES</b>                            | <b>\$ 1,694,543</b> | <b>\$ 1,614,479</b> | <b>\$ 80,063</b>  | <b>\$ 10,707,728</b> | <b>\$ 9,687,112</b>  | <b>\$ 1,020,616</b> | <b>10.5%</b>  |
| <b>CHANGES IN NET ASSETS BEFORE GAINS/LOSSES</b> | <b>\$ 395,028</b>   | <b>\$ 143,425</b>   | <b>\$ 251,604</b> | <b>\$ 1,818,637</b>  | <b>\$ 860,308</b>    | <b>\$ 958,329</b>   | <b>111.4%</b> |
| Gains/Losses                                     | \$ -                | \$ -                | \$ -              | \$ 123,343           | \$ -                 | \$ 123,343          | 0.0%          |
| <b>CHANGES IN NET ASSETS</b>                     | <b>\$ 395,028</b>   | <b>\$ 143,425</b>   | <b>\$ 251,604</b> | <b>\$ 1,941,980</b>  | <b>\$ 860,308</b>    | <b>\$ 1,081,672</b> | <b>125.7%</b> |

For Internal Management Use Only

**HARRIS COUNTY EMERGENCY CORPS.**  
**STATEMENT OF FINANCIAL POSITION**  
**As of 6/30/2021**

|                                                | 5/31/2021            | 6/30/2021            |
|------------------------------------------------|----------------------|----------------------|
| <b>ASSETS</b>                                  |                      |                      |
| <i>Current Assets</i>                          |                      |                      |
| <i>Cash and Cash Equivalents</i>               | \$ 6,611,000         | \$ 7,155,755         |
| <i>Accounts Receivable, Net</i>                | \$ 8,026,971         | \$ 7,840,438         |
| <i>Prepays</i>                                 | \$ 202,823           | \$ 282,942           |
| <i>Other Assets - Short Term</i>               | \$ -                 | \$ -                 |
| <i>Total Current Assets</i>                    | \$ 14,840,794        | \$ 15,279,135        |
| <i>Fixed Assets</i>                            |                      |                      |
| <i>Furniture &amp; Equipment</i>               | \$ 2,109,219         | \$ 2,109,219         |
| <i>Software</i>                                | \$ 925,508           | \$ 925,508           |
| <i>Vehicles</i>                                | \$ 2,108,888         | \$ 2,108,888         |
| <i>Leasehold Improvements</i>                  | \$ 654,631           | \$ 654,631           |
| <i>Work in Process</i>                         | \$ 13,203            | \$ 13,203            |
| <i>Buildings</i>                               | \$ 578,859           | \$ 578,859           |
| <i>Land &amp; Land Improvements</i>            | \$ 593,075           | \$ 593,075           |
| <i>Customer Accounts</i>                       | \$ 331,655           | \$ 331,655           |
| <i>Accumulated Depreciation/Amortization</i>   | \$ (4,281,890)       | \$ (4,329,279)       |
| <i>Total Fixed Assets</i>                      | \$ 3,033,148         | \$ 2,985,759         |
| <i>Other Assets</i>                            |                      |                      |
| <i>Security Deposits</i>                       | \$ 2,056,843         | \$ 2,055,253         |
| <i>Deferred Loss on Lease Term - Long Term</i> | \$ -                 | \$ -                 |
| <b>TOTAL ASSETS</b>                            | <b>\$ 19,930,785</b> | <b>\$ 20,320,147</b> |
| <b>LIABILITIES &amp; EQUITY</b>                |                      |                      |
| <i>Liabilities</i>                             |                      |                      |
| <i>Accounts Payable</i>                        | \$ 327,529           | \$ 329,215           |
| <i>Payroll</i>                                 | \$ 819,280           | \$ 835,917           |
| <i>NP - BBVA - Short Term</i>                  | \$ -                 | \$ -                 |
| <i>Other Liabilities Short Term</i>            | \$ 89,035            | \$ 66,922            |
| <i>Total Current Liabilities</i>               | \$ 1,235,844         | \$ 1,232,054         |
| <i>Long Term Liabilities</i>                   |                      |                      |
| <i>NP - BBVA Long Term</i>                     | \$ -                 | \$ -                 |
| <i>Other Liabilities - Long Term</i>           | \$ 265,352           | \$ 265,352           |
| <i>Total Liabilities</i>                       | \$ 1,501,196         | \$ 1,497,406         |
| <i>Net Assets</i>                              |                      |                      |
| <i>Unrestricted Net Assets</i>                 | \$ 16,882,638        | \$ 16,880,763        |
| <i>Change in Net Assets</i>                    | \$ 1,546,954         | \$ 1,941,980         |
| <i>Total Net Assets</i>                        | \$ 18,429,592        | \$ 18,822,743        |
| <b>TOTAL LIABILITIES &amp; EQUITY</b>          | <b>\$ 19,930,788</b> | <b>\$ 20,320,149</b> |

*For Internal Management Use Only*