



Harris County Emergency Services District 1  
2800 Aldine Bender Road  
Houston, Texas 77032

**REGULAR BOARD MEETING  
June 29, 2021  
ROLL CALL OF COMMISSIONERS**

**APPROVED**

Document approved by Harris County ESD-1  
Board of Commissioners  
By a Majority Vote

on 6/29/21 (Date)

*[Signature]*  
President of ESD-1  
Treas

*[Signature]*  
Secretary of ESD-1  
Asst  
Treas

- CATHY SUNDAY, PRESIDENT
- SHIRLEY REED, VICE PRESIDENT  
*(Phone)*
- FRED SCIBUOLA, TREASURER
- VIRGINIA BAZAN, SECRETARY
- PETE SERNA, ASSISTANT TREASURER
- CARYN PAPANTONAKIS, LEGAL COUNSEL TO BOARD  
*(Phone)*
- MELISSA MORTON, CPA TO THE BOARD  
*(Phone)*

~~~~~

- JEREMY HYDE, HCEC PRESIDENT
- HEATH WHITE, HCEC VP OF OPERATIONS
- KEIR VERNON, HCEC VP OF ADMINISTRATION
- MARK SMITH, HCEC GENERAL COUNSEL





HARRIS COUNTY EMERGENCY SERVICES DISTRICT #1

BOARD OF COMMISSIONERS  
REGULAR MEETING

Meeting Date: Tuesday, June 29, 2021 Location: 2800 Aldine Bender Rd.  
Meeting Time: 9:00 a.m. Houston, TX 77032  
Posting Date: Wednesday, June 23, 2021 -or-  
VIA Teleconference  
281-612-4887

AGENDA

- 1. Call to order
- 2. Moment of Silence and Pledge of Allegiance
- 3. Roll Call of Commissioners
- 4. Adoption of agenda
- 5. Open Forum\*
- 6. Open Comments from the Board of Commissioners
- 7. Review and possibly approve all Meeting Minutes
- 8. Report from Building Committee
- 9. Possible action on Building Committee report
- 10. Discuss and possibly approve the Morton Accounting Services' monthly report and authorize payment of bills
- 11. Possible action on The Morton Accounting Services' monthly report
- 12. Discuss and possibly approve prepayment of ESD real estate loans
- 13. Harris County Emergency Corps Report (JH)
- 14. Possible action on Harris County Emergency Corps Report
- 15. Adjourn to closed session
  - a. Meeting closed for the purposes to deliberate the appointment, employment, evaluation, reassignment, duties, discipline, or dismissal of a public employee, up to and including Commissioners, Executive Director, Director(s) and potential appointees to the Board of Commissioners - Tex. Gov't Code § 551.074(a) (1).
  - b. Confer with attorney re: pending or threatened litigation - Tex. Gov't Code § 551.071(1) (A).
  - c. Receive advice from attorney regarding legal issues - Tex. Gov't Code § 551.071(2).
  - d. Discussion regarding the purchase, exchange, lease, or value of real property - Tex. Gov't Code § 551.072.
- 16. Possible action on closed session
- 17. Announce next Board meeting
- 18. Adjourn

**APPROVED**  
Document approved by Harris County ESD-1  
Board of Commissioners  
By a Majority Vote  
on 6/29/21 (Date)  
President of ESD-1  
Treas  
Secretary of ESD-1  
ACST  
Treas

HARRIS COUNTY EMERGENCY SERVICES  
DISTRICT #1

Caryn Papantonakis  
Attorney for the District





\*Persons wishing to speak before the board may speak one time only and will be limited to 5 minutes per speaker



**HARRIS COUNTY EMERGENCY SERVICES DISTRICT #1  
BOARD OF COMMISSIONERS  
REGULAR MEETING  
MINUTES – May 25, 2021**

1. **Call to Order:** Cathy Sunday called the meeting to order at 9:01 am.
2. **Moment of Silence and Pledge of Allegiance:** Cathy Sunday called for a moment of silence at 9:01 am followed by the Pledge of Allegiance at 9:02 am.
3. **Roll Call of Commissioners:** Present at call to order were HCESD-1 Commissioners, President Cathy Sunday, Vice President Shirley Reed, Secretary Virginia Bazan, Treasurer Fred Scibuola, Asst. Treasurer Pete Serna, and Melissa Morton with Morton Accounting Services along with Legal Counsel Caryn Papantonakis. Also present were Harris County Emergency Corps (HCEC) personnel: President Jeremy Hyde, Vice President of Operations Heath White, Vice President of Administration Keir Vernon, Director of Logistics Cooper Lumsden, and Executive Administrative Asst. Michelle Sterling.
4. **Adoption of Agenda:** Fred Scibuola made a motion to adopt the agenda as presented. Motion carried.
5. **Open Forum:** None.
6. **Open Comments from the Board of Commissioners:** Virginia Bazan thanks everyone for a doing a great job and she is proud to be a part of a great committee and organization. Fred Scibuola discussed his personal treatment from HCEC medics and he said the crew did everything by the book and commended the entire team.
7. **Review and possibly approve all Meeting Minutes:** Motion to approve all meeting minutes as presented was made by Pete Serna. Motion carried.
8. **Report from Building Committee:** Jeremy Hyde stated that Construction Masters sent him a final closeout bill for Station 97 in the amount of \$87,782.50 (Final Pay App). There is no additional formal paperwork closing out Station 97 but there is no internal opposition. We still continue to have minor issues at all stations and Construction Masters is continuing to work with us. The water leak at Station 97 had nothing to do with the door, it is the seam at the wall joint that was not sealed properly. We were able to look at this during active rainfall and determine the cause. This is being corrected. The air conditioning issues at Station 92/94 are being worked on at no charge to us.
9. **Possible action on Building Committee report:** None

**APPROVED**  
 Document approved by Harris County ESD-1  
 Board of Commissioners  
 By a Majority Vote  
 on 6/29/21 (Date)  
  
 President of ESD-1  
 Treas  
  
 Secretary of ESD-1  
 Asst  
 Treas

10. **Approve The Morton Accounting Services' monthly report and authorize payment of bills:** Melissa Morton gave the report as follows: At the beginning of April, the Harris County Emergency Services District No 1 (HCESD No 1) beginning Operating Fund Balance was \$20,228,455. During the month, HCESD No 1 received \$300,717 in revenue – the majority of which came from the county tax receipts. HCESD No 1 processed \$2,286,770 in disbursements during the month. 79% of this balance are payments to HCEC for monthly services (\$1,349,688) and to Stryker for Medical Equipment (\$392,465). The ending balance as of April 30, 2021 is \$18,242,403. During April, the opening balance for the Texas Class investment account was \$193,544. We received \$7.09 in interest. The current interest rate is 0.0446%. The ending balance for March was \$193,551. The invoices pending board approval total \$1,916,654 including the Final Pay App from Construction Masters. Fred Scibuola made a motion to approve the report as presented and authorize payment of bills. Motion carried.
11. **Possible action on The Morton Accounting Services' monthly report:** None.
12. **Discuss and possibly approve engagement letter for compliance management program:** Caryn Papantonakis stated that the first time this was started was last year. Arbitrage Compliance Specialists, Inc. (ACS) is proposing a compliance management program for the District's tax exempt financing from the date the financing is issued until final maturity. The fee is the same as last year. Additional discussion will be had at next meeting about loans, laws, etc. Motion to approve engagement letter for compliance management program was made by Shirley Reed. Motion carried.
13. **Discuss and possibly approve contract with auction company:** Jeremy Hyde stated that the renewal is annual. They charge us 9% of anything sold at their auction. Motion to approve contract with the auction company was made by Pete Serna. Motion carried.
14. **Discuss and possibly approve auction of surplus equipment:** Jeremy Hyde stated that a few meetings back we had discussed some trucks being remounted and some chassis to be disposed. The remount pricing was given over a year ago. The new adjusted pricing approached the pricing of a brand new unit. We declined this quote and will pick up the chassis from the dealer. Instead of auctioning the chassis, it is recommended to auction the entire ambulance as-is. Frazier is willing to reimburse the amount of the chassis. Motion to allow HCEC to auction 3 whole units without remounts and recover the entire price of the chassis was made by Fred Scibuola. Motion carried.
15. **Harris County Emergency Corps Report:** HCEC report was given by Mr. Hyde as follows:
  - HCEC responded to 2036 911 calls this month, compared to 1919 in the previous month. Response time is 8:15.
  - EMS week was last week. We had many fun activities, including catered lunch, lots of prizes, and a virtual awards ceremony.
  - Classes have resumed. Last month, a group attended a cadaver lab in San Antonio and we are hosting a difficult airway class this week.
  - HCEC received 500 doses of Moderna vaccine and is currently administering the vaccine.
  - Keir Vernon attended the Texas Annual Association Conference and she had to speak on ethics, compliance, and billing practices. She had many people approach her to commend the organization according to personal experiences they've had with different levels of leadership within HCEC and HCESD No. 1. Additionally, Keir thanked the Board for the support of the organization. Keir will provide a link to all Board members for the Texas EMS alliance so they are able to join to receive important updates.

Jeremy received a letter from the Director of Logistics, Cooper Lumsden, as follows:

Recently Unit 1903 was involved in a fleet accident in which the unit suffered a significant impact. This unit was equipped with a Stryker power load and stretcher system. In the past, Stryker has voided any liability on the stretchers and power loads post any accident regardless of significance. After many customers voiced their frustration with Stryker in regard to this, they have begun to evaluate the incident data and make decisions based on the data and facts involving the incident. By equipping our units with the Lytx Drive Cam, we were able to provide both G-Force data as well as video evidence of the incident. This data was enough evidence that Stryker allowed a secondary post-accident inspection of both the cot and power load. After inspection it was found that both units could be placed back in service without any variance in Stryker's product coverage. I want to extend thanks to Harris County ESD-1 in their investment in the Lytx Drive Cam system. I would also like to extend this information to VFIS as recognition on our behalf to help reduce risk and cost to them.

Cooper Lumsden gave the Logistics report as follows:

- He was employed by HCEC in March 2004 and had a break in employment thereafter. He came back to Logistics in 202-2014 and became the Logistics Director in 2017.
- The Logistics Department provides medical supply support to all Fire Departments. To-date they have provided Eastex FD \$1,614.34, Westfield FD \$2,153.72, Aldine FD \$3070.07, and Northwest FD \$4,987.23 in supplies.
- Stryker Service contract has covered expenses in the amount of \$29,692.51 in Power Load and \$41,731.53 in stretchers as well as Monitors and Lucas.
- Liquid Oxygen is at end of life due to increasing repair costs, bulk tank rental, and loss of product. We have moved to Oxygen Cylinders due to no lease costs, availability at multiple sites, ability to use lifts, and ambulance conversions.

16. **Possible action on Harris County Emergency Corps Report:** As vehicles become more difficult to find, it is time to purchase a new supervisor vehicle to replace a high mileage unit. The new vehicle is quoted in the amount of \$38,187. This vehicle will go on order and it will be several months before payment is due. The approximate cost of equipping the vehicle is \$20,000 which is not included in the vehicle pricing. Motion to approve the purchase of a new supervisor vehicle was made by Shirley Reed. Motion carried.
17. **Adjourn to closed session:** None.
18. **Possible action on closed session:** None.
19. **Announce next Board meeting:** The Regular Board of Commissioners meeting will be held on Tuesday, June 29, 2021 at 9:00 am.
20. **Adjourn:** Fred Scibuola made a motion to adjourn. Motion carried. Meeting adjourned at 10:17 am.



**HCESD No 1 Monthly Financial Report Summary**  
**June Board Meeting**  
**Tuesday, June 29, 2021**

At the beginning of May, the Harris County Emergency Services District No 1 (HCESD No 1) beginning Operating Fund Balance was \$18,242,403. During the month, HCESD No 1 received \$159,855 in revenue – the majority of which came from the county tax receipts. HCESD No 1 processed \$1,916,654 in disbursements during the month. 91% of this balance are payments to HCEC for monthly services (\$1,477,239) and to Chase for our semi-annual debt payment (\$263,840). The ending balance as of May 31, 2021 is \$16,485,603.

During May, the opening balance for the Texas Class investment account was \$193,551. We received \$8.83 in interest. The current interest rate is 0.0536%. The ending balance for May was \$193,560. See page 3 for “Investment” Report.

The invoices pending board approval total \$1,540,409. See page 4 for “Unpaid Bills Detail” report.

**APPROVED**  
Document approved by Harris County ESD-1  
Board of Commissioners  
By a Majority Vote  
on 6/29/21 (Date)  
  
President of ESD-1  
Treas  
  
Secretary of ESD-1  
ACSF  
Treas

**Harris County ESD No 1  
General Operating Fund  
As of May 31, 2021**

**General Operating Fund**

**BEGINNING BALANCE:** 18,242,402.78

**REVENUE**

|                      |            |                            |                   |
|----------------------|------------|----------------------------|-------------------|
| Deposits             | 156,129.37 | Tax and Receivable Revenue |                   |
| Interest             | 3,716.47   | Savings Interest           |                   |
| Interest             | 8.83       | TX Class Interest          |                   |
| <b>Total Revenue</b> |            |                            | <b>159,854.67</b> |

**DISBURSEMENTS**

|                            |                                 |              |                            |
|----------------------------|---------------------------------|--------------|----------------------------|
| ACH                        | Caryn Papantonakis              | 6,000.00     | Legal                      |
| ACH                        | Chase                           | 263,839.96   | Loan Payment               |
| ACH                        | Carr Riggs & Ingram             | 2,575.00     | Audit                      |
| ACH                        | AG CM                           | -            | Consultants                |
| ACH                        | Fred Scibuola                   | 900.00       | Commissioner Reimbursement |
| ACH                        | DeLage Laden Finance            | 36,939.53    | Debt Payment               |
| ACH                        | Equitax Inc.                    | -            | Tax consultant             |
|                            | Safe D                          | 1,140.00     | Membreship Fee             |
| ACH                        | HCEC                            | 1,477,239.00 | March Payment              |
| ACH                        | Oak Interactive LLC             | 450.00       | Website                    |
| ACH                        | Shirley Reed                    | 1,200.00     | Commissioner Reimbursement |
| ACH                        | Harris County Appraisal Dist    | 34,533.00    | Quarterly Fee              |
| ACH                        | Construction Masters of Houston | 87,782.50    | Pay Request                |
| ACH                        | The Morton Accounting Service   | 4,055.38     | CPA                        |
| <b>Total Disbursements</b> |                                 |              | <b>1,916,654.37</b>        |

**ENDING BALANCE:** **16,485,603.08**

**5/31/2021**

| <b>LOCATION OF ASSETS</b>    | <b>Interest Rate</b> | <b>Balance</b>       |
|------------------------------|----------------------|----------------------|
| Prosperity Operating         |                      | 336,737.50           |
| Prosperity Money Mkt         | 0.2500%              | 15,955,305.35        |
| Texas Class                  | 0.0446%              | 193,560.23           |
| <b>Total Account Balance</b> |                      | <b>16,485,603.08</b> |



HARRIS COUNTY EMERGENCY SERVICES DISTRICT #1  
 QUARTERLY INVESTMENT REPORT  
 MONTHLY FISCAL YEAR 2021  
 May 31, 2021

| Transaction Date |                   | General Fund<br>Texas Class |
|------------------|-------------------|-----------------------------|
| 5/1/2021         | Beginning Balance | \$ 193,551.40               |
| May 2021         | Withdrawals       |                             |
| May 2021         | Deposits          | -                           |
| May 2021         | Interest 0.0536%  | 8.83                        |
| 5/31/2021        | Ending Balance    | \$ 193,560.23               |

The investments for the District for the period are in compliance with the Public Funds Investment Act, the District's investment policy and the District's investment strategy.

Investment Officer: 

**Harris County ESD No. 1 - GOF**  
**Unpaid Bills Detail**  
As of June 25, 2021

| Type                                         | Date       | Num            | Memo                                 | Due Date   | Open Balance        |
|----------------------------------------------|------------|----------------|--------------------------------------|------------|---------------------|
| <b>Caryn Papantonakis</b>                    |            |                |                                      |            |                     |
| Bill                                         | 06/11/2021 |                | Legal Fees                           | 06/21/2021 | 6,000.00            |
| Total Caryn Papantonakis                     |            |                |                                      |            | 6,000.00            |
| <b>Construction Masters of Houston, Inc.</b> |            |                |                                      |            |                     |
| Bill                                         | 05/01/2021 | 2021-047       | EZ Tag Gate Station 97               | 05/11/2021 | 7,965.82            |
| Total Construction Masters of Houston, Inc.  |            |                |                                      |            | 7,965.82            |
| <b>De Lage Laden Public Finance</b>          |            |                |                                      |            |                     |
| Bill                                         | 06/01/2021 |                | Building Note - Monthly              | 06/11/2021 | 36,939.53           |
| Total De Lage Laden Public Finance           |            |                |                                      |            | 36,939.53           |
| <b>Fred A Scibuola</b>                       |            |                |                                      |            |                     |
| Bill                                         | 06/24/2021 | May/June Reimb | May 19 - June 22, 2021 Reimbursement | 07/04/2021 | 600.00              |
| Total Fred A Scibuola                        |            |                |                                      |            | 600.00              |
| <b>HCEC</b>                                  |            |                |                                      |            |                     |
| Bill                                         | 05/31/2021 | 2354           | May 2021                             | 06/10/2021 | 1,484,943.00        |
| Total HCEC                                   |            |                |                                      |            | 1,484,943.00        |
| <b>Oak Interactive, LLC</b>                  |            |                |                                      |            |                     |
| Bill                                         | 05/31/2021 | 12944          | Monthly Website Maintenance - May    | 06/10/2021 | 450.00              |
| Total Oak Interactive, LLC                   |            |                |                                      |            | 450.00              |
| <b>The Morton Accounting Services</b>        |            |                |                                      |            |                     |
| Bill                                         | 05/31/2021 | 2214           | May CPA Services                     | 06/10/2021 | 3,510.93            |
| Total The Morton Accounting Services         |            |                |                                      |            | 3,510.93            |
| <b>TOTAL</b>                                 |            |                |                                      |            | <b>1,540,409.28</b> |

## Harris County ESD No. 1 - GOF Profit & Loss Budget vs. Actual January through May 2021

|                                                        | Jan - May 21 | Budget        | \$ Over Budget | % of Budget |
|--------------------------------------------------------|--------------|---------------|----------------|-------------|
| <b>Ordinary Income/Expense</b>                         |              |               |                |             |
| <b>Income</b>                                          |              |               |                |             |
| <b>41000 · Service Revenue</b>                         |              |               |                |             |
| 41100 · HCEC Ambulance Lease Revenue                   | 35,000.00    | 84,000.00     | -49,000.00     | 41.7%       |
| 41200 · HCEC Property Lease Revenue                    | 227,765.00   | 546,636.00    | -318,871.00    | 41.7%       |
| <b>Total 41000 · Service Revenue</b>                   | 262,765.00   | 630,636.00    | -367,871.00    | 41.7%       |
| <b>42000 · Tax Revenues</b>                            |              |               |                |             |
| 42100 · Penalty & Interest                             | 113,847.61   | 200,000.00    | -86,152.39     | 56.9%       |
| 42300 · Tax Revenue                                    | 7,384,985.64 | 18,001,680.00 | -10,616,694.36 | 41.0%       |
| <b>Total 42000 · Tax Revenues</b>                      | 7,498,833.25 | 18,201,680.00 | -10,702,846.75 | 41.2%       |
| <b>43000 · Other Income</b>                            |              |               |                |             |
| 43100 · Miscellaneous Income                           | 0.60         | 5,000.00      | -4,999.40      | 0.0%        |
| 43150 · Proceeds from Sale of Asset                    | 0.00         | 2,000.00      | -2,000.00      | 0.0%        |
| 43200 · Donations & Contributions                      | 1,531.95     | 7,200.00      | -5,668.05      | 21.3%       |
| 43700 · Interest Earned on Temp. Invest                | 19,035.02    | 75,000.00     | -55,964.98     | 25.4%       |
| <b>Total 43000 · Other Income</b>                      | 20,567.57    | 89,200.00     | -68,632.43     | 23.1%       |
| <b>Total Income</b>                                    | 7,782,165.82 | 18,921,516.00 | -11,139,350.18 | 41.1%       |
| <b>Gross Profit</b>                                    | 7,782,165.82 | 18,921,516.00 | -11,139,350.18 | 41.1%       |
| <b>Expense</b>                                         |              |               |                |             |
| <b>143502 · Commissions Paid from Levy</b>             | 61,865.73    | 75,000.00     | -13,134.27     | 82.5%       |
| <b>162800 · Facilities &amp; Equipment (DNU)</b>       |              |               |                |             |
| 162805 · Furniture/Equip - Non-Asset                   | 3,099.46     | 20,000.00     | -16,900.54     | 15.5%       |
| 162840 · Equip Rental & Maintenance                    | 2,500.00     |               |                |             |
| <b>Total 162800 · Facilities &amp; Equipment (DNU)</b> | 5,599.46     | 20,000.00     | -14,400.54     | 28.0%       |
| <b>170000 · Capital Purchases</b>                      |              |               |                |             |
| 17001 · Vehicles                                       | 0.00         | 530,000.00    | -530,000.00    | 0.0%        |
| 17002 · Buildings                                      | 0.00         | 225,000.00    | -225,000.00    | 0.0%        |
| 17003 · Medical Equipment                              | 0.00         | 25,000.00     | -25,000.00     | 0.0%        |
| <b>Total 170000 · Capital Purchases</b>                | 0.00         | 780,000.00    | -780,000.00    | 0.0%        |
| <b>50000 · Commissioner Salaries and Wages</b>         |              |               |                |             |
| 50250 · Commissioner Reimbursement                     | 6,900.00     | 36,000.00     | -29,100.00     | 19.2%       |
| <b>Total 50000 · Commissioner Salaries and Wages</b>   | 6,900.00     | 36,000.00     | -29,100.00     | 19.2%       |
| <b>51000 · HCEC Program Expense</b>                    |              |               |                |             |
| 51100 · HCEC Contract Expense                          | 7,517,812.00 | 17,473,613.00 | -9,955,801.00  | 43.0%       |
| 51150 · HCEC Contract Expenses                         | 0.00         | 0.00          | 0.00           | 0.0%        |
| <b>Total 51000 · HCEC Program Expense</b>              | 7,517,812.00 | 17,473,613.00 | -9,955,801.00  | 43.0%       |
| <b>52000 · Contract Services (DNU)</b>                 |              |               |                |             |
| 52100 · Accounting Fees                                | 21,364.43    | 50,000.00     | -28,635.57     | 42.7%       |
| 52200 · Audit Fees                                     | 17,075.00    | 18,000.00     | -925.00        | 94.9%       |
| 52300 · Legal Fees                                     | 30,000.00    | 75,000.00     | -45,000.00     | 40.0%       |
| 52350 · Outside Contract Services                      | 18,347.60    | 100,000.00    | -81,652.40     | 18.3%       |
| 52550 · Election Expense                               | 73.12        | 10,000.00     | -9,926.88      | 0.7%        |
| <b>Total 52000 · Contract Services (DNU)</b>           | 86,860.15    | 253,000.00    | -166,139.85    | 34.3%       |
| <b>53000 · Operations (DNU)</b>                        |              |               |                |             |
| 53100 · Banking Fees                                   | 0.00         | 400.00        | -400.00        | 0.0%        |
| 53150 · Dues & Subscriptions                           | 3,799.00     | 11,000.00     | -7,201.00      | 34.5%       |
| 53200 · Postage                                        | 7.40         | 300.00        | -292.60        | 2.5%        |
| 53300 · Printing & Copying                             | 29.00        | 250.00        | -221.00        | 11.6%       |
| 53350 · Legal Notices & Filing Fees                    | 694.01       | 14,000.00     | -13,305.99     | 5.0%        |
| 53400 · Office Supplies                                | 291.35       | 1,000.00      | -708.65        | 29.1%       |
| <b>Total 53000 · Operations (DNU)</b>                  | 4,820.76     | 26,950.00     | -22,129.24     | 17.9%       |
| <b>54000 · General and Admin Expenses</b>              |              |               |                |             |

12:09 AM

06/25/21

Accrual Basis

**Harris County ESD No. 1 - GOF**  
**Profit & Loss Budget vs. Actual**  
**January through May 2021**

|                                                      | Jan - May 21        | Budget               | \$ Over Budget        | % of Budget  |
|------------------------------------------------------|---------------------|----------------------|-----------------------|--------------|
| 54150 · Insurance - Gen Liab-Err & Omis              | 65,472.00           | 65,000.00            | 472.00                | 100.7%       |
| 54200 · Insurance - Treasurer's Bond                 | 0.00                | 1,000.00             | -1,000.00             | 0.0%         |
| 54300 · Other Costs (Contengency Funds)              | 0.00                | 1,500.00             | -1,500.00             | 0.0%         |
| 54400 · HCAD Qtr Expenses                            | 68,821.00           | 140,000.00           | -71,179.00            | 49.2%        |
| 54450 · Depreciation Expense                         | 0.00                | 1,250,000.00         | -1,250,000.00         | 0.0%         |
| 54600 · Travel & Meetings                            | 0.00                | 4,000.00             | -4,000.00             | 0.0%         |
| 54650 · Conference, Conven & Meetings                | 40.00               | 6,000.00             | -5,960.00             | 0.7%         |
| 54700 · Travel/Lodging                               | 0.00                | 5,000.00             | -5,000.00             | 0.0%         |
| 54800 · Repairs & Maintenance (DNU)                  |                     |                      |                       |              |
| 54825 · Building & Fixtures                          | 7,965.82            |                      |                       |              |
| <b>Total 54800 · Repairs &amp; Maintenance (DNU)</b> | <b>7,965.82</b>     |                      |                       |              |
| <b>Total 54000 · General and Admin Expenses</b>      | <b>142,298.82</b>   | <b>1,472,500.00</b>  | <b>-1,330,201.18</b>  | <b>9.7%</b>  |
| 60000 · Interest Expense                             | 66,509.04           | 135,519.44           | -69,010.40            | 49.1%        |
| 61000 · Loan Costs                                   | 0.00                | 805,834.84           | -805,834.84           | 0.0%         |
| <b>Total Expense</b>                                 | <b>7,892,665.96</b> | <b>21,078,417.28</b> | <b>-13,185,751.32</b> | <b>37.4%</b> |
| Net Ordinary Income                                  | -110,500.14         | -2,156,901.28        | 2,046,401.14          | 5.1%         |
| Other Income/Expense                                 |                     |                      |                       |              |
| Other Income                                         |                     |                      |                       |              |
| 71000 · Gain/Loss on Sale of Asset                   | 0.00                | 0.00                 | 0.00                  | 0.0%         |
| <b>Total Other Income</b>                            | <b>0.00</b>         | <b>0.00</b>          | <b>0.00</b>           | <b>0.0%</b>  |
| Net Other Income                                     | 0.00                | 0.00                 | 0.00                  | 0.0%         |
| Net Income                                           | <b>-110,500.14</b>  | <b>-2,156,901.28</b> | <b>2,046,401.14</b>   | <b>5.1%</b>  |

**Harris County ESD No. 1 - GOF**  
**Balance Sheet Prev Year Comparison**  
**As of May 31, 2021**

|                                                   | May 31, 21           | May 31, 20           | \$ Change            | % Change        |
|---------------------------------------------------|----------------------|----------------------|----------------------|-----------------|
| <b>ASSETS</b>                                     |                      |                      |                      |                 |
| <b>Current Assets</b>                             |                      |                      |                      |                 |
| <b>Checking/Savings</b>                           |                      |                      |                      |                 |
| 11000 · Prosperity Operating Account              | 336,737.50           | 0.00                 | 336,737.50           | 100.0%          |
| 11050 · Prosperity Money Mkt                      | 15,955,305.35        | 0.00                 | 15,955,305.35        | 100.0%          |
| 11100 · Cash in Bank                              | 0.00                 | 277,857.95           | -277,857.95          | -100.0%         |
| 11300 · Time Deposits                             | 0.00                 | 15,350.89            | -15,350.89           | -100.0%         |
| 11350 · Texas Class Investment                    | 193,560.23           | 19,184,818.90        | -18,991,258.67       | -99.0%          |
| <b>Total Checking/Savings</b>                     | <b>16,485,603.08</b> | <b>19,478,027.74</b> | <b>-2,992,424.66</b> | <b>-15.4%</b>   |
| <b>Accounts Receivable</b>                        |                      |                      |                      |                 |
| 11001 · *Accounts Receivable                      | 11.57                | 11.57                | 0.00                 | 0.0%            |
| <b>Total Accounts Receivable</b>                  | <b>11.57</b>         | <b>11.57</b>         | <b>0.00</b>          | <b>0.0%</b>     |
| <b>Other Current Assets</b>                       |                      |                      |                      |                 |
| <b>11500 · Accounts Receivable</b>                |                      |                      |                      |                 |
| 11510 · Current Taxes Receivables                 | 8,155,110.83         | 6,603,621.97         | 1,551,488.86         | 23.5%           |
| 11520 · Delinquent Taxes Receivable               | 1,736,594.91         | 1,486,449.59         | 250,145.32           | 16.8%           |
| 11550 · Due from Tax Assessor                     | 0.00                 | -0.60                | 0.60                 | 100.0%          |
| 11590 · Allowance Doubtful Accts-Tax              | -903,020.00          | -903,020.00          | 0.00                 | 0.0%            |
| 11500 · Accounts Receivable - Other               | 17,125.50            | 17,125.50            | 0.00                 | 0.0%            |
| <b>Total 11500 · Accounts Receivable</b>          | <b>9,005,811.24</b>  | <b>7,204,176.46</b>  | <b>1,801,634.78</b>  | <b>25.0%</b>    |
| <b>11600 · Fees for Services Receivable</b>       |                      |                      |                      |                 |
| 11610 · Service Fee Receivable                    | 63,984,734.72        | 63,985,030.33        | -295.61              | 0.0%            |
| 11650 · Allowance for Bad Debt                    | -63,961,127.00       | -63,961,127.00       | 0.00                 | 0.0%            |
| <b>Total 11600 · Fees for Services Receivable</b> | <b>23,607.72</b>     | <b>23,903.33</b>     | <b>-295.61</b>       | <b>-1.2%</b>    |
| <b>11800 · Prepaid Expense</b>                    |                      |                      |                      |                 |
| 11810 · Prepaid Other                             | 547,467.42           | 0.00                 | 547,467.42           | 100.0%          |
| 11800 · Prepaid Expense - Other                   | 39,848.00            | 39,848.00            | 0.00                 | 0.0%            |
| <b>Total 11800 · Prepaid Expense</b>              | <b>587,315.42</b>    | <b>39,848.00</b>     | <b>547,467.42</b>    | <b>1,373.9%</b> |
| <b>Total Other Current Assets</b>                 | <b>9,616,734.38</b>  | <b>7,267,927.79</b>  | <b>2,348,806.59</b>  | <b>32.3%</b>    |
| <b>Total Current Assets</b>                       | <b>26,102,349.03</b> | <b>26,745,967.10</b> | <b>-643,618.07</b>   | <b>-2.4%</b>    |
| <b>Fixed Assets</b>                               |                      |                      |                      |                 |
| <b>15000 · Vehicle Assets</b>                     |                      |                      |                      |                 |
| 15010 · Vehicles                                  | 2,353,261.30         | 2,669,050.50         | -315,789.20          | -11.8%          |
| 15020 · Vehicles on Order                         | 1,843,888.36         | 381,959.68           | 1,461,928.68         | 382.7%          |
| <b>Total 15000 · Vehicle Assets</b>               | <b>4,197,149.66</b>  | <b>3,051,010.18</b>  | <b>1,146,139.48</b>  | <b>37.6%</b>    |
| <b>16000 · Land</b>                               |                      |                      |                      |                 |
| 16010 · Land- 1620 Isom Property                  | 235,546.58           | 235,546.58           | 0.00                 | 0.0%            |
| 16020 · Land- Fallbrook Property                  | 30,809.15            | 30,809.15            | 0.00                 | 0.0%            |
| 16030 · Land- Old Humble Rd Property              | 117,980.67           | 117,980.67           | 0.00                 | 0.0%            |
| 16040 · Land- 2800 Aldine Bender                  | 309,467.00           | 309,467.00           | 0.00                 | 0.0%            |
| 16000 · Land - Other                              | 885,097.93           | 885,097.93           | 0.00                 | 0.0%            |
| <b>Total 16000 · Land</b>                         | <b>1,578,901.33</b>  | <b>1,578,901.33</b>  | <b>0.00</b>          | <b>0.0%</b>     |
| <b>17000 · Furniture and Equipment</b>            |                      |                      |                      |                 |
| 17010 · Off. & Maint Equipment                    | 1,509,234.60         | 1,514,002.60         | -4,768.00            | -0.3%           |
| 17020 · Medical Equipment                         | 3,865,895.69         | 3,561,022.98         | 304,872.71           | 8.6%            |
| 17030 · Software & License Agreements             | 70,320.84            | 55,296.84            | 15,024.00            | 27.2%           |
| 17040 · Furniture & Fixtures                      | 247,256.48           | 247,256.48           | 0.00                 | 0.0%            |
| 17050 · Communication Cntr New Station            | 453,150.26           | 431,434.26           | 21,716.00            | 5.0%            |
| 17000 · Furniture and Equipment - Other           | 14,850.00            | 14,850.00            | 0.00                 | 0.0%            |
| <b>Total 17000 · Furniture and Equipment</b>      | <b>6,160,707.87</b>  | <b>5,823,863.16</b>  | <b>336,844.71</b>    | <b>5.8%</b>     |
| <b>18000 · Building and Improvements</b>          |                      |                      |                      |                 |
| 18010 · 1620 Isom Admin Bldg                      | 488,507.62           | 488,507.62           | 0.00                 | 0.0%            |
| 18020 · 2800 Aldine Bender Bldg                   | 5,810,117.91         | 5,758,586.91         | 51,531.00            | 0.9%            |

12:08 AM

06/25/21

Accrual Basis

**Harris County ESD No. 1 - GOF**  
**Balance Sheet Prev Year Comparison**  
**As of May 31, 2021**

|                                                | May 31, 21           | May 31, 20           | \$ Change            | % Change      |
|------------------------------------------------|----------------------|----------------------|----------------------|---------------|
| 18030 · 7710 Fallbrook Station                 | 476,537.75           | 476,537.75           | 0.00                 | 0.0%          |
| 18040 · 10512 Airline Station                  | 238,339.00           | 238,339.00           | 0.00                 | 0.0%          |
| 18050 · 6310 Aldine Bender Station             | 523,695.00           | 523,695.00           | 0.00                 | 0.0%          |
| 18060 · Station #92                            | 3,761,643.25         | 3,448,523.56         | 313,119.69           | 9.1%          |
| 18070 · Station #94                            | 2,856,734.31         | 2,850,591.81         | 6,142.50             | 0.2%          |
| 18080 · Station #97                            | 2,059,635.01         | 896,724.38           | 1,162,910.63         | 129.7%        |
| <b>Total 18000 · Building and Improvements</b> | <b>16,215,209.85</b> | <b>14,681,506.03</b> | <b>1,533,703.82</b>  | <b>10.5%</b>  |
| 19000 · Accumulated Depreciation               | -10,093,587.85       | -8,709,866.56        | -1,383,721.29        | -15.9%        |
| <b>Total Fixed Assets</b>                      | <b>18,058,380.86</b> | <b>16,425,414.14</b> | <b>1,632,966.72</b>  | <b>9.9%</b>   |
| <b>Other Assets</b>                            |                      |                      |                      |               |
| 19500 · Call Center License                    |                      |                      |                      |               |
| 19550 · Old Comm Center Other                  | 800,000.00           | 800,000.00           | 0.00                 | 0.0%          |
| <b>Total 19500 · Call Center License</b>       | <b>800,000.00</b>    | <b>800,000.00</b>    | <b>0.00</b>          | <b>0.0%</b>   |
| <b>Total Other Assets</b>                      | <b>800,000.00</b>    | <b>800,000.00</b>    | <b>0.00</b>          | <b>0.0%</b>   |
| <b>TOTAL ASSETS</b>                            | <b>44,960,729.89</b> | <b>43,971,381.24</b> | <b>989,348.65</b>    | <b>2.3%</b>   |
| <b>LIABILITIES &amp; EQUITY</b>                |                      |                      |                      |               |
| <b>Liabilities</b>                             |                      |                      |                      |               |
| <b>Current Liabilities</b>                     |                      |                      |                      |               |
| <b>Accounts Payable</b>                        |                      |                      |                      |               |
| 20000 · Accounts Payable                       | 1,496,869.75         | 1,423,735.89         | 73,133.86            | 5.1%          |
| 20050 · Unclaimed Property                     | 354.35               | 352.41               | 1.94                 | 0.6%          |
| <b>Total Accounts Payable</b>                  | <b>1,497,224.10</b>  | <b>1,424,088.30</b>  | <b>73,135.80</b>     | <b>5.1%</b>   |
| <b>Other Current Liabilities</b>               |                      |                      |                      |               |
| 12740 · Due To Construction                    | 78,520.72            | 0.00                 | 78,520.72            | 100.0%        |
| 22000 · Accrued Expenses                       |                      |                      |                      |               |
| 22200 · Interest Payable                       | 10,903.63            | 0.00                 | 10,903.63            | 100.0%        |
| <b>Total 22000 · Accrued Expenses</b>          | <b>10,903.63</b>     | <b>0.00</b>          | <b>10,903.63</b>     | <b>100.0%</b> |
| 23000 · Other Payables                         |                      |                      |                      |               |
| 23020 · Deferred Taxes                         | 19,048,117.04        | 17,879,361.16        | 1,168,755.88         | 6.5%          |
| <b>Total 23000 · Other Payables</b>            | <b>19,048,117.04</b> | <b>17,879,361.16</b> | <b>1,168,755.88</b>  | <b>6.5%</b>   |
| 24000 · Current Notes Payable                  |                      |                      |                      |               |
| 24040 · De Lage Landen Principle               | 230,237.57           | 188,154.14           | 42,083.43            | 22.4%         |
| 24050 · Government Capital Debt                | 444,786.08           | 192,585.54           | 252,200.54           | 131.0%        |
| <b>Total 24000 · Current Notes Payable</b>     | <b>675,023.65</b>    | <b>380,739.68</b>    | <b>294,283.97</b>    | <b>77.3%</b>  |
| <b>Total Other Current Liabilities</b>         | <b>19,812,565.04</b> | <b>18,260,100.84</b> | <b>1,552,464.20</b>  | <b>8.5%</b>   |
| <b>Total Current Liabilities</b>               | <b>21,309,789.14</b> | <b>19,684,189.14</b> | <b>1,625,600.00</b>  | <b>8.3%</b>   |
| <b>Long Term Liabilities</b>                   |                      |                      |                      |               |
| 25000 · Long Term Debt                         |                      |                      |                      |               |
| 25020 · Note Payable- WF                       | 0.00                 | -0.01                | 0.01                 | 100.0%        |
| 25040 · Note Payable- DeLage Landen            | 842,200.43           | 1,232,849.19         | -390,648.76          | -31.7%        |
| 25050 · Note Payable - Government Cap          | 5,365,394.21         | 6,059,288.97         | -693,894.76          | -11.5%        |
| 25060 · Note - Stryker Equipment               | 784,929.50           | 1,177,394.25         | -392,464.75          | -33.3%        |
| <b>Total 25000 · Long Term Debt</b>            | <b>6,992,524.14</b>  | <b>8,469,532.40</b>  | <b>-1,477,008.26</b> | <b>-17.4%</b> |
| <b>Total Long Term Liabilities</b>             | <b>6,992,524.14</b>  | <b>8,469,532.40</b>  | <b>-1,477,008.26</b> | <b>-17.4%</b> |
| <b>Total Liabilities</b>                       | <b>28,302,313.28</b> | <b>28,153,721.54</b> | <b>148,591.74</b>    | <b>0.5%</b>   |
| <b>Equity</b>                                  |                      |                      |                      |               |
| 30000 · Opening Bal Equity                     | 5,996,412.00         | 5,996,412.00         | 0.00                 | 0.0%          |
| 30100 · Unassigned Fund Balance                | 9,357,504.72         | 8,434,930.54         | 922,574.18           | 10.9%         |
| 30400 · Unrestricted Net Assets                | 1,415,000.03         | 1,415,000.03         | 0.00                 | 0.0%          |
| Net Income                                     | -110,500.14          | -28,682.87           | -81,817.27           | -285.3%       |

No assurance is provided on these financial statements

12:08 AM

06/25/21

Accrual Basis

**Harris County ESD No. 1 - GOF**  
**Balance Sheet Prev Year Comparison**  
**As of May 31, 2021**

---

|                                       | <u>May 31, 21</u>           | <u>May 31, 20</u>           | <u>\$ Change</u>         | <u>% Change</u>    |
|---------------------------------------|-----------------------------|-----------------------------|--------------------------|--------------------|
| Total Equity                          | 16,658,416.61               | 15,817,659.70               | 840,756.91               | 5.3%               |
| <b>TOTAL LIABILITIES &amp; EQUITY</b> | <b><u>44,960,729.89</u></b> | <b><u>43,971,381.24</u></b> | <b><u>989,348.65</u></b> | <b><u>2.3%</u></b> |

12:06 AM

06/25/21

Accrual Basis

**Harris County ESD No. 1 - GOF**  
**Profit & Loss Detail**  
 January through May 2021

| Type                                        | Date       | Num  | Adj | Name                     | Memo                      | Amount     |
|---------------------------------------------|------------|------|-----|--------------------------|---------------------------|------------|
| <b>Ordinary Income/Expense</b>              |            |      |     |                          |                           |            |
| <b>Income</b>                               |            |      |     |                          |                           |            |
| <b>41000 · Service Revenue</b>              |            |      |     |                          |                           |            |
| <b>41100 · HCEC Ambulance Lease Revenue</b> |            |      |     |                          |                           |            |
| Bill                                        | 01/31/2021 | 2277 |     | HCEC                     | Master Lease for Vehicles | 7,000.00   |
| Bill                                        | 02/28/2021 | 2294 |     | HCEC                     | Master Lease for Vehicles | 7,000.00   |
| Bill                                        | 03/31/2021 | 2316 |     | HCEC                     | Master Lease for Vehicles | 7,000.00   |
| Bill                                        | 04/30/2021 | 2339 |     | HCEC                     | Master Lease for Vehicles | 7,000.00   |
| Bill                                        | 05/31/2021 | 2354 |     | HCEC                     | Master Lease for Vehicles | 7,000.00   |
| Total 41100 · HCEC Ambulance Lease Revenue  |            |      |     |                          |                           | 35,000.00  |
| <b>41200 · HCEC Property Lease Revenue</b>  |            |      |     |                          |                           |            |
| Bill                                        | 01/31/2021 | 2277 |     | HCEC                     | Original Agreement        | 45,553.00  |
| Bill                                        | 02/28/2021 | 2294 |     | HCEC                     | Original Agreement        | 45,553.00  |
| Bill                                        | 03/31/2021 | 2316 |     | HCEC                     | Original Agreement        | 45,553.00  |
| Bill                                        | 04/30/2021 | 2339 |     | HCEC                     | Original Agreement        | 45,553.00  |
| Bill                                        | 05/31/2021 | 2354 |     | HCEC                     | Original Agreement        | 45,553.00  |
| Total 41200 · HCEC Property Lease Revenue   |            |      |     |                          |                           | 227,765.00 |
| Total 41000 · Service Revenue               |            |      |     |                          |                           | 262,765.00 |
| <b>42000 · Tax Revenues</b>                 |            |      |     |                          |                           |            |
| <b>42100 · Penalty &amp; Interest</b>       |            |      |     |                          |                           |            |
| Deposit                                     | 01/04/2021 |      |     | Harris County Tax Office | Deliquent P&I             | 285.39     |
| Deposit                                     | 01/07/2021 |      |     | Harris County Tax Office | Deliquent P&I             | 989.70     |
| Deposit                                     | 01/11/2021 |      |     | Harris County Tax Office | Deliquent P&I             | 1,602.35   |
| Deposit                                     | 01/12/2021 |      |     | Harris County Tax Office | Deliquent P&I             | 904.25     |
| Deposit                                     | 01/13/2021 |      |     | Harris County Tax Office | Deliquent P&I             | 652.81     |
| Deposit                                     | 01/14/2021 |      |     | Harris County Tax Office | Deliquent P&I             | 323.48     |
| Deposit                                     | 01/15/2021 |      |     | Harris County Tax Office | Deliquent P&I             | 295.49     |
| Deposit                                     | 01/15/2021 |      |     | Harris County Tax Office | Deliquent P&I             | 37.77      |
| Deposit                                     | 01/19/2021 |      |     | Harris County Tax Office | Deliquent P&I             | 645.44     |
| Deposit                                     | 01/21/2021 |      |     | Harris County Tax Office | Deliquent P&I             | 116.91     |
| Deposit                                     | 01/22/2021 |      |     | Harris County Tax Office | Deliquent P&I             | 393.73     |
| Deposit                                     | 01/25/2021 |      |     | Harris County Tax Office | Deliquent P&I             | 687.00     |
| Deposit                                     | 01/26/2021 |      |     | Harris County Tax Office | Deliquent P&I             | 489.28     |
| Deposit                                     | 01/27/2021 |      |     | Harris County Tax Office | Deliquent P&I             | 2,380.77   |
| Deposit                                     | 02/01/2021 |      |     | Harris County Tax Office | Deliquent P&I             | 234.45     |
| Deposit                                     | 02/04/2021 |      |     | Harris County Tax Office | Deliquent P&I             | 2,622.18   |
| Deposit                                     | 02/05/2021 |      |     | Harris County Tax Office | Deliquent P&I             | 1,215.99   |
| Deposit                                     | 02/09/2021 |      |     | Harris County Tax Office | P&I                       | 426.12     |
| Deposit                                     | 02/09/2021 |      |     | Harris County Tax Office | Deliquent P&I             | 3,617.63   |
| Deposit                                     | 02/10/2021 |      |     | Harris County Tax Office | P&I                       | 2,154.83   |
| Deposit                                     | 02/10/2021 |      |     | Harris County Tax Office | Deliquent P&I             | 2,391.94   |
| Deposit                                     | 02/11/2021 |      |     | Harris County Tax Office | Deliquent P&I             | 55.06      |
| Deposit                                     | 02/15/2021 |      |     | Harris County Tax Office | P&I                       | 3,284.82   |
| Deposit                                     | 02/15/2021 |      |     | Harris County Tax Office | Deliquent P&I             | 2,386.87   |
| Deposit                                     | 02/22/2021 |      |     | Harris County Tax Office | P&I                       | 1,544.32   |
| Deposit                                     | 02/22/2021 |      |     | Harris County Tax Office | Deliquent P&I             | 1,306.52   |
| Deposit                                     | 02/26/2021 |      |     | Harris County Tax Office | P&I                       | 1,747.57   |
| Deposit                                     | 02/26/2021 |      |     | Harris County Tax Office | Deliquent P&I             | 372.93     |
| Deposit                                     | 03/04/2021 |      |     | Harris County Tax Office | P&I                       | 2,516.54   |
| Deposit                                     | 03/04/2021 |      |     | Harris County Tax Office | Deliquent P&I             | 751.82     |
| Deposit                                     | 03/09/2021 |      |     | Harris County Tax Office | P&I                       | 1,089.33   |
| Deposit                                     | 03/09/2021 |      |     | Harris County Tax Office | Deliquent P&I             | 1,095.69   |
| Deposit                                     | 03/11/2021 |      |     | Harris County Tax Office | P&I                       | 34.72      |
| Deposit                                     | 03/11/2021 |      |     | Harris County Tax Office | Deliquent P&I             | 109.55     |
| Deposit                                     | 03/15/2021 |      |     | Harris County Tax Office | P&I                       | 7,342.61   |
| Deposit                                     | 03/15/2021 |      |     | Harris County Tax Office | Deliquent P&I             | 3,245.05   |
| Deposit                                     | 03/18/2021 |      |     | Harris County Tax Office | P&I                       | 2,225.41   |
| Deposit                                     | 03/18/2021 |      |     | Harris County Tax Office | Deliquent P&I             | 1,296.97   |
| Deposit                                     | 03/23/2021 |      |     | Harris County Tax Office | P&I                       | 2,256.87   |
| Deposit                                     | 03/23/2021 |      |     | Harris County Tax Office | Deliquent P&I             | 2,054.30   |
| Deposit                                     | 03/25/2021 |      |     | Harris County Tax Office | P&I                       | 1,989.67   |
| Deposit                                     | 03/25/2021 |      |     | Harris County Tax Office | Deliquent P&I             | 1,152.68   |
| Deposit                                     | 03/30/2021 |      |     | Harris County Tax Office | P&I                       | 2,828.27   |
| Deposit                                     | 03/30/2021 |      |     | Harris County Tax Office | Deliquent P&I             | 2,776.16   |
| Deposit                                     | 04/01/2021 |      |     | Harris County Tax Office | P&I                       | 2,993.95   |
| Deposit                                     | 04/01/2021 |      |     | Harris County Tax Office | Deliquent P&I             | 1,549.59   |
| Deposit                                     | 04/07/2021 |      |     | Harris County Tax Office | P&I                       | 64.03      |
| Deposit                                     | 04/07/2021 |      |     | Harris County Tax Office | Deliquent P&I             | 92.95      |
| Deposit                                     | 04/07/2021 |      |     | Harris County Tax Office | P&I                       | 4,011.45   |
| Deposit                                     | 04/07/2021 |      |     | Harris County Tax Office | Deliquent P&I             | 1,106.24   |
| Deposit                                     | 04/12/2021 |      |     | Harris County Tax Office | P&I                       | 4,402.05   |
| Deposit                                     | 04/12/2021 |      |     | Harris County Tax Office | Deliquent P&I             | 3,523.97   |
| Deposit                                     | 04/15/2021 |      |     | Harris County Tax Office | P&I                       | 1,768.75   |
| Deposit                                     | 04/15/2021 |      |     | Harris County Tax Office | Deliquent P&I             | 1,133.56   |
| Deposit                                     | 04/21/2021 |      |     | Harris County Tax Office | P&I                       | 2,424.38   |

No assurance is provided on these financial statements



12:06 AM

06/25/21

Accrual Basis

Harris County ESD No. 1 - GOF
Profit & Loss Detail
January through May 2021

Table with columns: Type, Date, Num, Adj, Name, Memo, Amount. Rows include various deposit entries, tax revenue, other income, and expenses, ending with a total income of 7,782,165.82 and gross profit of 7,782,165.82.

No assurance is provided on these financial statements

**Harris County ESD No. 1 - GOF  
Profit & Loss Detail  
January through May 2021**

| Type                                             | Date       | Num       | Adj | Name                             | Memo                                                     | Amount       |
|--------------------------------------------------|------------|-----------|-----|----------------------------------|----------------------------------------------------------|--------------|
| Deposit                                          | 01/13/2021 |           |     | Harris County Tax Office         | Deposit                                                  | 1,586.98     |
| Deposit                                          | 01/14/2021 |           |     | Harris County Tax Office         | Deposit                                                  | 2,804.38     |
| Deposit                                          | 01/15/2021 |           |     | Harris County Tax Office         | Deposit                                                  | 3,165.81     |
| Deposit                                          | 01/19/2021 |           |     | Harris County Tax Office         | Deposit                                                  | 3,202.36     |
| Deposit                                          | 01/21/2021 |           |     | Harris County Tax Office         | Deposit                                                  | 3,845.55     |
| Deposit                                          | 01/22/2021 |           |     | Harris County Tax Office         | Deposit                                                  | 2,411.78     |
| Deposit                                          | 01/25/2021 |           |     | Harris County Tax Office         | Deposit                                                  | 4,974.00     |
| Deposit                                          | 01/26/2021 |           |     | Harris County Tax Office         | Deposit                                                  | 2,683.17     |
| Deposit                                          | 01/27/2021 |           |     | Harris County Tax Office         | Deposit                                                  | 3,286.09     |
| Deposit                                          | 02/01/2021 |           |     | Harris County Tax Office         | Deposit                                                  | 3,688.79     |
| Deposit                                          | 02/24/2021 |           |     | Harris County Tax Office         | Deposit                                                  | -7,149.53    |
| Deposit                                          | 02/26/2021 |           |     | Harris County Tax Office         | Adj Fee                                                  | 1,949.30     |
| Total 143502 · Commissions Paid from Levy        |            |           |     |                                  |                                                          | 61,865.73    |
| <b>162800 · Facilities &amp; Equipment (DNU)</b> |            |           |     |                                  |                                                          |              |
| <b>162805 · Furniture/Equip - Non-Asset</b>      |            |           |     |                                  |                                                          |              |
| Bill                                             | 02/12/2021 | 47352...  |     | DreamSeats LLC                   | Twin Beds (4), Bunk Beds (4), Rail and Ladder            | 3,099.46     |
| Total 162805 · Furniture/Equip - Non-Asset       |            |           |     |                                  |                                                          | 3,099.46     |
| <b>162840 · Equip Rental &amp; Maintenance</b>   |            |           |     |                                  |                                                          |              |
| Bill                                             | 03/23/2021 |           |     | Care Electrical & Comms Services | Install at 2800 Aldine Bender, 6199 Aldine Bender, 14... | 2,500.00     |
| Total 162840 · Equip Rental & Maintenance        |            |           |     |                                  |                                                          | 2,500.00     |
| Total 162800 · Facilities & Equipment (DNU)      |            |           |     |                                  |                                                          | 5,599.46     |
| <b>50000 · Commissioner Salaries and Wages</b>   |            |           |     |                                  |                                                          |              |
| <b>50250 · Commissioner Reimbursement</b>        |            |           |     |                                  |                                                          |              |
| Bill                                             | 02/12/2021 | Reimb...  |     | Shirley Reed                     | Reimbursement Request Jan 11 - February 11, 2021         | 900.00       |
| Bill                                             | 02/12/2021 | Jan/F...  |     | Fred A Scibuola                  | Jan 1 - Feb 12., 2021 Reimbursement                      | 1,200.00     |
| Bill                                             | 03/16/2021 | Feb/M...  |     | Fred A Scibuola                  | Feb 23 - March 15, 2021 Reimbursement                    | 600.00       |
| Bill                                             | 03/17/2021 | Reim ...  |     | Shirley Reed                     | Reimbursement Request February 15 - March 15, 2...       | 900.00       |
| Bill                                             | 04/13/2021 | March ... |     | Fred A Scibuola                  | March 30 - April 13, 2021 Reimbursement                  | 600.00       |
| Bill                                             | 04/14/2021 | Reim ...  |     | Shirley Reed                     | Reimbursement Request March 20 - April 1, 2021           | 600.00       |
| Bill                                             | 05/18/2021 | Apr/M...  |     | Fred A Scibuola                  | April 14 - May 18, 2021 Reimbursement                    | 900.00       |
| Bill                                             | 05/19/2021 | Reim ...  |     | Shirley Reed                     | Reimbursement Request April 2 - May 18, 2021             | 1,200.00     |
| Total 50250 · Commissioner Reimbursement         |            |           |     |                                  |                                                          | 6,900.00     |
| Total 50000 · Commissioner Salaries and Wages    |            |           |     |                                  |                                                          | 6,900.00     |
| <b>51000 · HCEC Program Expense</b>              |            |           |     |                                  |                                                          |              |
| <b>51100 · HCEC Contract Expense</b>             |            |           |     |                                  |                                                          |              |
| Bill                                             | 01/31/2021 | 2277      |     | HCEC                             | Rate change to \$984.21 @ 1857 trips (less \$384,204)    | 1,443,474.00 |
| Bill                                             | 02/28/2021 | 2294      |     | HCEC                             | Rate change to \$984.21 @ 1859 trips (less \$224,838)    | 1,604,809.00 |
| Bill                                             | 03/31/2021 | 2316      |     | HCEC                             | Rate change to \$984.21 @ 1919 trips (less \$486,458)    | 1,402,241.00 |
| Bill                                             | 04/30/2021 | 2339      |     | HCEC                             | Rate change to \$984.21 @ 2036 trips (less \$474,060)    | 1,529,792.00 |
| Bill                                             | 05/31/2021 | 2354      |     | HCEC                             | Rate change to \$984.21 @ 1991trips (less \$422,066)     | 1,537,496.00 |
| Total 51100 · HCEC Contract Expense              |            |           |     |                                  |                                                          | 7,517,812.00 |
| Total 51000 · HCEC Program Expense               |            |           |     |                                  |                                                          | 7,517,812.00 |
| <b>52000 · Contract Services (DNU)</b>           |            |           |     |                                  |                                                          |              |
| <b>52100 · Accounting Fees</b>                   |            |           |     |                                  |                                                          |              |
| Bill                                             | 01/31/2021 | 2179      |     | The Morton Accounting Services   | January CPA Services                                     | 4,094.66     |
| Bill                                             | 02/28/2021 | 2187      |     | The Morton Accounting Services   | February CPA Services                                    | 4,523.86     |
| Bill                                             | 03/31/2021 | 2199      |     | The Morton Accounting Services   | March CPA Services                                       | 5,187.43     |
| Bill                                             | 04/30/2021 | 2205      |     | The Morton Accounting Services   | April CPA Services                                       | 4,050.45     |
| Bill                                             | 05/31/2021 | 2214      |     | The Morton Accounting Services   | May CPA Services                                         | 3,508.03     |
| Total 52100 · Accounting Fees                    |            |           |     |                                  |                                                          | 21,364.43    |
| <b>52200 · Audit Fees</b>                        |            |           |     |                                  |                                                          |              |
| Bill                                             | 03/22/2021 | 17087...  |     | Carr Riggs & Ingram              | 2020 Audit Billing - Interim                             | 14,500.00    |
| Bill                                             | 05/17/2021 | 17135...  |     | Carr Riggs & Ingram              | 2020 Audit Billing - Final                               | 2,575.00     |
| Total 52200 · Audit Fees                         |            |           |     |                                  |                                                          | 17,075.00    |
| <b>52300 · Legal Fees</b>                        |            |           |     |                                  |                                                          |              |
| Bill                                             | 01/11/2021 |           |     | Caryn Papantonakis               | Legal Fees                                               | 6,000.00     |
| Bill                                             | 02/11/2021 |           |     | Caryn Papantonakis               | Legal Fees                                               | 6,000.00     |
| Bill                                             | 03/11/2021 |           |     | Caryn Papantonakis               | Legal Fees                                               | 6,000.00     |
| Bill                                             | 04/11/2021 |           |     | Caryn Papantonakis               | Legal Fees                                               | 6,000.00     |
| Bill                                             | 05/11/2021 |           |     | Caryn Papantonakis               | Legal Fees                                               | 6,000.00     |
| Total 52300 · Legal Fees                         |            |           |     |                                  |                                                          | 30,000.00    |
| <b>52350 · Outside Contract Services</b>         |            |           |     |                                  |                                                          |              |
| Bill                                             | 01/31/2021 | 8201      |     | AG CM Inc.                       | Project Management Support #97 - Jan 2021                | 9,372.60     |

**Harris County ESD No. 1 - GOF**  
**Profit & Loss Detail**  
**January through May 2021**

| Type                                               | Date       | Num       | Adj | Name                                  | Memo                                                  | Amount     |
|----------------------------------------------------|------------|-----------|-----|---------------------------------------|-------------------------------------------------------|------------|
| Bill                                               | 03/15/2021 | 8270      |     | AG CM Inc.                            | Project Management Support #97 - Feb 2021             | 3,575.00   |
| Bill                                               | 04/06/2021 | 56900     |     | Equitax Inc.                          | 2020 Annual Tax True Up                               | 3,200.00   |
| Bill                                               | 04/12/2021 | 8311      |     | AG CM Inc.                            | Project Management Support #97 - Mar 2021             | 2,200.00   |
| Total 52350 - Outside Contract Services            |            |           |     |                                       |                                                       | 18,347.60  |
| <b>52550 - Election Expense</b>                    |            |           |     |                                       |                                                       |            |
| Bill                                               | 02/10/2021 | 211584    |     | Radcliffe Bobbitt Adams Polley        | Legal - Election and Litigation                       | 73.12      |
| Total 52550 - Election Expense                     |            |           |     |                                       |                                                       | 73.12      |
| Total 52000 - Contract Services (DNU)              |            |           |     |                                       |                                                       | 86,860.15  |
| <b>53000 - Operations (DNU)</b>                    |            |           |     |                                       |                                                       |            |
| <b>53150 - Dues &amp; Subscriptions</b>            |            |           |     |                                       |                                                       |            |
| Bill                                               | 01/31/2021 | 12846     |     | Oak Interactive, LLC                  | Monthly Website Maintenance                           | 450.00     |
| Bill                                               | 01/31/2021 | 2179      |     | The Morton Accounting Services        | Quickbooks Subscription                               | 449.00     |
| Bill                                               | 03/01/2021 | 12873     |     | Oak Interactive, LLC                  | Monthly Website Maintenance - Feb                     | 450.00     |
| Bill                                               | 03/31/2021 | 12899     |     | Oak Interactive, LLC                  | Monthly Website Maintenance - Mar                     | 450.00     |
| Bill                                               | 04/01/2021 | 2021 ...  |     | SAFE-D                                | Safe-D Membership Renewal                             | 1,100.00   |
| Bill                                               | 04/30/2021 | 12917     |     | Oak Interactive, LLC                  | Monthly Website Maintenance - April                   | 450.00     |
| Bill                                               | 05/31/2021 | 12944     |     | Oak Interactive, LLC                  | Monthly Website Maintenance - May                     | 450.00     |
| Total 53150 - Dues & Subscriptions                 |            |           |     |                                       |                                                       | 3,799.00   |
| <b>53200 - Postage</b>                             |            |           |     |                                       |                                                       |            |
| Bill                                               | 01/31/2021 | 2179      |     | The Morton Accounting Services        | Mailing 1099 forms                                    | 7.40       |
| Total 53200 - Postage                              |            |           |     |                                       |                                                       | 7.40       |
| <b>53300 - Printing &amp; Copying</b>              |            |           |     |                                       |                                                       |            |
| Bill                                               | 01/31/2021 | 2179      |     | The Morton Accounting Services        | Copies                                                | 4.35       |
| Bill                                               | 02/28/2021 | 2187      |     | The Morton Accounting Services        | Copies                                                | 10.73      |
| Bill                                               | 03/31/2021 | 2199      |     | The Morton Accounting Services        | Copies                                                | 6.09       |
| Bill                                               | 04/30/2021 | 2205      |     | The Morton Accounting Services        | Copies                                                | 4.93       |
| Bill                                               | 05/31/2021 | 2214      |     | The Morton Accounting Services        | Copies                                                | 2.90       |
| Total 53300 - Printing & Copying                   |            |           |     |                                       |                                                       | 29.00      |
| <b>53350 - Legal Notices &amp; Filing Fees</b>     |            |           |     |                                       |                                                       |            |
| Bill                                               | 02/28/2021 | 20014 ... |     | Houston Chronicle                     | Public Hearing - Main News                            | 694.01     |
| Total 53350 - Legal Notices & Filing Fees          |            |           |     |                                       |                                                       | 694.01     |
| <b>53400 - Office Supplies</b>                     |            |           |     |                                       |                                                       |            |
| Bill                                               | 01/31/2021 | 2179      |     | The Morton Accounting Services        | Quickbooks file conversion                            | 249.00     |
| Bill                                               | 01/31/2021 | 2179      |     | The Morton Accounting Services        | 1099 Forms and Envelopes                              | 42.35      |
| Total 53400 - Office Supplies                      |            |           |     |                                       |                                                       | 291.35     |
| Total 53000 - Operations (DNU)                     |            |           |     |                                       |                                                       | 4,820.76   |
| <b>54000 - General and Admin Expenses</b>          |            |           |     |                                       |                                                       |            |
| <b>54150 - Insurance - Gen Liab-Err &amp; Omis</b> |            |           |     |                                       |                                                       |            |
| Bill                                               | 01/31/2021 | 2021 I... |     | VFIS of Texas                         | HARC0-1 Insurance Coverage - 1/1/21 to 12/31/21       | 65,134.00  |
| Bill                                               | 03/08/2021 | 2021 I... |     | VFIS of Texas                         | HARC0-1 Insurance Coverage - 1/1/21 to 12/31/21 - ... | 338.00     |
| Total 54150 - Insurance - Gen Liab-Err & Omis      |            |           |     |                                       |                                                       | 65,472.00  |
| <b>54400 - HCAD Qtr Expenses</b>                   |            |           |     |                                       |                                                       |            |
| Bill                                               | 02/15/2021 | PSI21...  |     | Harris County Appraisal District      | 2nd Qtr Quarter 2021 Assessment                       | 34,288.00  |
| Bill                                               | 05/17/2021 | PSI21...  |     | Harris County Appraisal District      | 3rd Qtr Quarter 2021 Assessment                       | 34,533.00  |
| Total 54400 - HCAD Qtr Expenses                    |            |           |     |                                       |                                                       | 68,821.00  |
| <b>54650 - Conference, Conven &amp; Meetings</b>   |            |           |     |                                       |                                                       |            |
| Bill                                               | 04/01/2021 | 1228      |     | SAFE-D                                | November 30 Webcast - Shirley Reed                    | 40.00      |
| Total 54650 - Conference, Conven & Meetings        |            |           |     |                                       |                                                       | 40.00      |
| <b>54800 - Repairs &amp; Maintenance (DNU)</b>     |            |           |     |                                       |                                                       |            |
| <b>54825 - Building &amp; Fixtures</b>             |            |           |     |                                       |                                                       |            |
| Bill                                               | 05/01/2021 | 2021-...  |     | Construction Masters of Houston, L... | EZ Tag Gate Station 97                                | 7,965.82   |
| Total 54825 - Building & Fixtures                  |            |           |     |                                       |                                                       | 7,965.82   |
| Total 54800 - Repairs & Maintenance (DNU)          |            |           |     |                                       |                                                       | 7,965.82   |
| Total 54000 - General and Admin Expenses           |            |           |     |                                       |                                                       | 142,298.82 |
| <b>60000 - Interest Expense</b>                    |            |           |     |                                       |                                                       |            |
| Bill                                               | 01/01/2021 |           |     | De Lage Laden Public Finance          | Building Note - Monthly                               | 5,122.83   |
| Bill                                               | 02/01/2021 | 71112...  |     | De Lage Laden Public Finance          | Building Note - Monthly                               | 4,990.61   |
| Bill                                               | 03/01/2021 |           |     | De Lage Laden Public Finance          | Building Note - Monthly                               | 4,857.84   |

12:06 AM

06/25/21

Accrual Basis

Harris County ESD No. 1 - GOF  
Profit & Loss Detail  
January through May 2021

| Type                           | Date       | Num | Adj | Name                         | Memo                              | Amount             |
|--------------------------------|------------|-----|-----|------------------------------|-----------------------------------|--------------------|
| Bill                           | 04/01/2021 |     |     | De Lage Laden Public Finance | Building Note - Monthly           | 4,724.53           |
| Bill                           | 05/01/2021 |     |     | De Lage Laden Public Finance | Building Note - Monthly           | 4,590.65           |
| Bill                           | 05/01/2021 |     |     | JPMorgan Chase Bank NA       | Payment for Loan - \$6,251,874.51 | 42,222.58          |
| Total 60000 · Interest Expense |            |     |     |                              |                                   | 66,509.04          |
| Total Expense                  |            |     |     |                              |                                   | 7,892,665.96       |
| Net Ordinary Income            |            |     |     |                              |                                   | -110,500.14        |
| <b>Net Income</b>              |            |     |     |                              |                                   | <b>-110,500.14</b> |



DE LAGE LANDEN PUBLIC FINANCE LLC  
 P.O. BOX 41602  
 PHILADELPHIA, PA 19101-1602

**REMITTANCE SECTION**

Invoice Number: 72364870  
 Due Date: 06/15/2021  
 Due This Period: \$36,939.53  
 Amount Enclosed: \$ \_\_\_\_\_

Please make check payable to:

DE LAGE LANDEN PUBLIC FINANCE LLC  
 P.O. BOX 41602  
 PHILADELPHIA, PA 19101-1602



2100000723648700036939531

Detach here. Please include the top payment coupon with your payment. Please allow 5-7 days for U.S. Postal Service delivery.



DE LAGE LANDEN PUBLIC FINANCE LLC  
 P.O. BOX 41602  
 PHILADELPHIA, PA 19101-1602

[WWW.LESSEEDIRECT.COM](http://WWW.LESSEEDIRECT.COM)

Contract Number: 803-0002145-000  
 Invoice Number: 72364870  
 Account Number: 234825  
 Site Number: 1334834  
 Invoice Date: 04/30/2021  
 Period of Performance: 05/15/2021-06/14/2021  
 Due This Period: \$36,939.53

**IMPORTANT MESSAGES**

\*Please review your equipment location(s) for tax purposes.

**Visit WWW.LESSEEDIRECT.COM**

Did you know you can...

- ✓ View copies of your contract and open invoices
- ✓ Enroll in paperless invoicing
- ✓ Make a payment
- ✓ Set up automated/recurring payments

See Reverse For Important Information

**INVOICE DETAILS**

| Description                | Payment Amount     | Tax           | Total Amount       | Applied Amount | Remaining Amount Due |
|----------------------------|--------------------|---------------|--------------------|----------------|----------------------|
| PAYMENT                    | \$36,939.53        | \$0.00        | \$36,939.53        | \$0.00         | \$36,939.53          |
| <b>Billed this Invoice</b> | <b>\$36,939.53</b> | <b>\$0.00</b> | <b>\$36,939.53</b> | <b>\$0.00</b>  | <b>\$36,939.53</b>   |

(Please see the following pages for details.)



---

P. O. Box 1587, Pearland, TX 77588 \* (281) 997-2640 \* Fax (281) 485-4702

March 30, 2021

Harris County ESD #1  
2800 Aldine Bender Rd.  
Houston, TX 77032

Re: EMS Station 97 / Gate EZ Tag  
CM Job #5919

**Invoice # 2021-047**

AER-OC-15 – Gate EZ Tag.

Total Invoice            \$7,965.82

If you have any questions or concerns, please do not hesitate to contact us.

Thank you,  
Justin Davis  
President



# Invoice

|           |           |
|-----------|-----------|
| Date      | Invoice # |
| 5/31/2021 | 2214      |

|                                                                    |
|--------------------------------------------------------------------|
| <b>Bill To</b>                                                     |
| Harris County ESD #1<br>2800 Aldine Bender Rd<br>Houston, TX 77032 |

|              |                 |
|--------------|-----------------|
| <b>Terms</b> | <b>Due Date</b> |
| Net 30       | 6/30/2021       |

| Served    | Description                                                                                                                                                 | Hours  | Rate     | Amount   |
|-----------|-------------------------------------------------------------------------------------------------------------------------------------------------------------|--------|----------|----------|
| 5/31/2021 | May Financial Statements                                                                                                                                    |        | 2,750.00 | 2,750.00 |
| 5/31/2021 | Special reporting                                                                                                                                           | 0.5    | 140.00   | 70.00    |
| 5/31/2021 | Additional Hours (Fixed asset management, Census reporting, meeting with board members for ACH approval for Prosperity, fixing asset listing of all assets) | 4.9145 | 140.00   | 688.03   |
| 5/31/2021 | Copies                                                                                                                                                      | 10     | 0.29     | 2.90     |

Please Remit Payment to:  
The Morton Accounting Service  
1125 Cypress Station Dr. Bldg H-4  
Houston, TX 77090

or via the Intuit payment link in the email.

|                         |            |
|-------------------------|------------|
| <b>Total</b>            | \$3,510.93 |
| <b>Payments/Credits</b> | \$0.00     |
| <b>Balance Due</b>      | \$3,510.93 |



# INVOICE

OAK Interactive, LLC  
1819 Blue Water Bay Dr.  
Katy, TX 77494  
United States

Invoice #: 12944  
Invoice date: May 31, 2021  
Reference: Creative Services  
Due date: Jun 30, 2021

info@oakinteractive.com  
www.oakinteractive.com

Amount due:  
**\$450.00**

## Bill To:

HCESD-1.org  
Melissa Morton  
2800 Aldine Bender Rd.  
Houston, TX 77032  
United States

| Description                                    | Quantity | Price        | Amount              |
|------------------------------------------------|----------|--------------|---------------------|
| Website Maintenance - 450<br>HCESD-1.org - May | 1        | \$450.00     | \$450.00            |
|                                                |          | Subtotal     | \$450.00            |
|                                                |          | <b>Total</b> | <b>\$450.00 USD</b> |

## Notes

May, 2021

Kindly Remit to: OAK Interactive, LLC;  
1819 Blue Water Bay Drive, Katy, TX 77494

THANK YOU FOR YOUR BUSINESS!

## Terms and Conditions

Net 30 - Interest accrued at 2% per month, thereafter.

Make all checks payable to: OAK Interactive, LLC or pay via Credit Card with a 4% processing fee. Total due within 30 days. Interest accrues at 2% per month, thereafter.

Sales Tax applied to:

- Website Maintenance
- Website Design & Development
- Hard Cost for production items



# Invoice



Page 1/1  
 Invoice 02354  
 Date 5/31/2021

**Harris County Emergency Corps**  
 2800 Aldine Bender Road  
 Houston TX 77032

**Bill To:** Harris County ESD#1  
 2800 Aldine Bender Rd  
 Houston Texas 77032

**Ship To:** Harris County ESD#1  
 2800 Aldine Bender Rd  
 Houston Texas 77032

| Purchase Order No. |         | Customer ID |                  | Salesperson ID                               |          | Payment Terms  | Req Ship Date  | Master No. |
|--------------------|---------|-------------|------------------|----------------------------------------------|----------|----------------|----------------|------------|
|                    |         | H0001       |                  |                                              |          | Due on Receipt | 5/31/2021      | 2,093      |
| Ordered            | Shipped | B/O         | Item Number      | Description                                  | Discount | Unit Price     | Ext. Price     |            |
| 1.00               | 1.00    | 0.00        | 911 SERVICES     | 1991 Responses x \$984.21 - IMX<br>\$422,066 | \$0.00   | \$1,537,496.00 | \$1,537,496.00 |            |
| 1.00               | 1.00    | 0.00        | LEASE PAYMENTS   | Lease payments to ESD1 Bldg/Eq               | \$0.00   | -\$45,553.00   | -\$45,553.00   |            |
| 1.00               | 1.00    | 0.00        | LEASE AMBULANCES | Lease Payments ESD1 ambulances               | \$0.00   | -\$7,000.00    | -\$7,000.00    |            |

|                 |                |
|-----------------|----------------|
| <b>Subtotal</b> | \$1,484,943.00 |
| Misc            | \$0.00         |
| Tax             | \$0.00         |
| Freight         | \$0.00         |
| Trade Discount  | \$0.00         |
| <b>Total</b>    | \$1,484,943.00 |



# DE LAGE LANDEN PUBLIC FINANCE LLC

PO BOX 824018  
PHILADELPHIA, PA 19182-4018

Full Buyout with Equipment Purchase

Quote Effective Date: June 23, 2021

To:  
HARRIS COUNTY EMERGENCY SERVICES DISTRICT #1  
ATTN AP  
2800 ALDINE BENDER RD  
HOUSTON, TX 77032-3502

From: Kevin Tucker  
DE LAGE LANDEN PUBLIC FINANCE LLC  
1111 OLD EAGLE SCHOOL RD  
WAYNE, PA 19087-1453

### Customer Information

HARRIS COUNTY EMERGENCY SERVICES DISTRICT #1  
ATTN AP  
2800 ALDINE BENDER RD  
HOUSTON, TX 77032-3502

Contract: 803-0002145-000  
Account Number: 234825  
Equipment: SEE ATTACHED  
Quote Number: 14890376

Per your request, the Net Full Buyout with Equipment Purchase payment due on the above contract is:

Net Buyout with equipment purchase payment Due Lessor

\$1,046,512.80

This Buyout payment is due upon receipt of this invoice. Ownership to the equipment will pass upon our receipt of the Buyout amount. This Buyout quote is void if payment is not received by July 23, 2021.

Please include the lower portion of this invoice with your remittance. Your check should be made payable to DE LAGE LANDEN PUBLIC FINANCE LLC and mailed to PO BOX 824018 PHILADELPHIA, PA 19182-4018. If you have any questions, please call Kevin Tucker at +1 (610) 386-5000.

Thank you for allowing us to serve you.

**APPROVED**  
Document approved by Harris County ESD-1  
Board of Commissioners  
By a Majority Vote  
on 6/29/21 (Date)  
  
President of ESD-1  
treas  
  
Secretary of ESD-1  
ASST  
TREAS

Keep upper portion for your records - Please return the lower part with your payment

## DE LAGE LANDEN PUBLIC FINANCE LLC

HARRIS COUNTY EMERGENCY SERVICES DISTRICT #1  
ATTN AP  
2800 ALDINE BENDER RD  
HOUSTON, TX 77032-3502

### Remittance Section

| Quote No.        | Contract Number        | Due Date   |
|------------------|------------------------|------------|
| 14890376         | 803-0002145-000        | 07/23/2021 |
| <b>Total Due</b> | <b>Amount Enclosed</b> |            |
| \$1,046,512.80   | \$                     |            |

Please make check payable to  
DE LAGE LANDEN PUBLIC FINANCE LLC  
PO BOX 824018  
PHILADELPHIA, PA 19182-4018



# DE LAGE LANDEN PUBLIC FINANCE LLC

PO BOX 824018  
PHILADELPHIA, PA 19182-4018

## Equipment Schedule for the Full Buyout with Equipment Purchase

To:  
HARRIS COUNTY EMERGENCY SERVICES DISTRICT #1  
ATTN AP  
2800 ALDINE BENDER RD  
HOUSTON, TX 77032-3502

From:  
DE LAGE LANDEN PUBLIC FINANCE LLC  
1111 OLD EAGLE SCHOOL RD  
WAYNE, PA 19087-1453

The Buyout in the amount of \$1,046,512.80 dated June 23, 2021 for Contract Number 803-0002145-000 with HARRIS COUNTY EMERGENCY SERVICES DISTRICT #1 only applies to the equipment listed below:

| Make | Model | Serial Number |
|------|-------|---------------|
|      |       | 24923620_1    |



## President's Report – HCEC

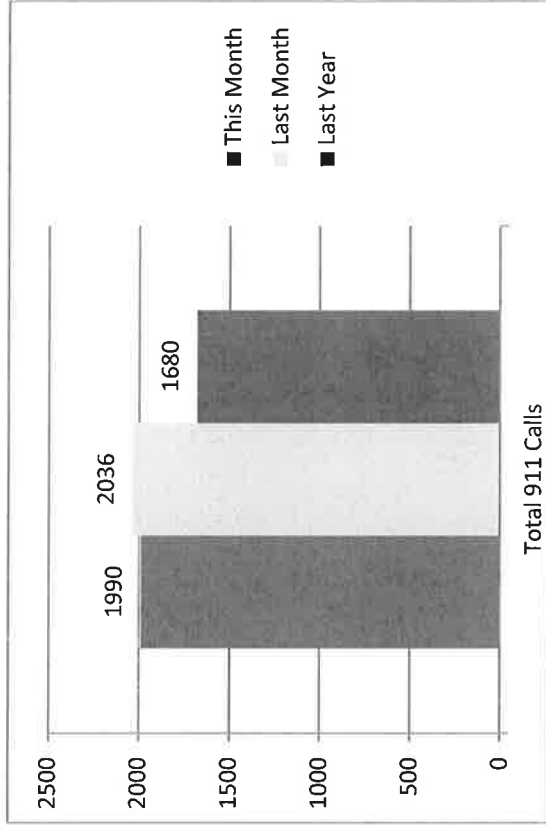
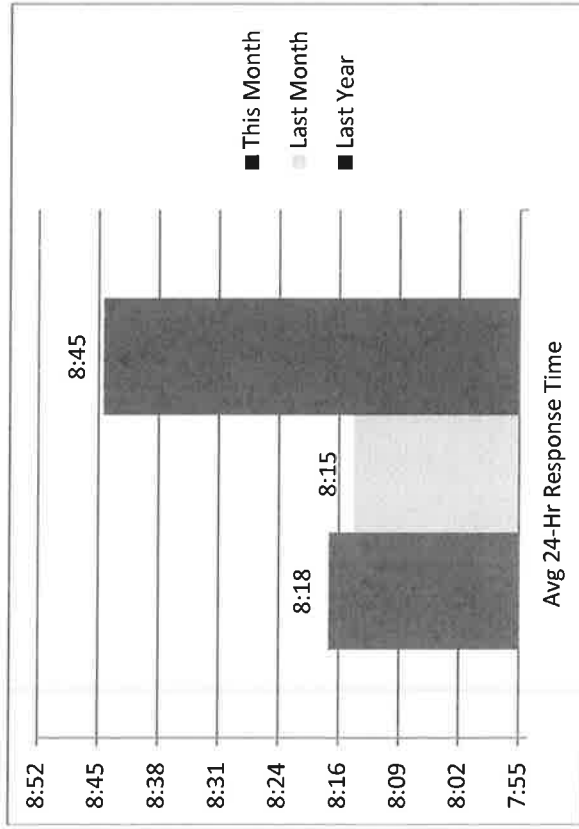
### June 2021 Meeting

- HCEC responded to 1990 911 calls this month, compared to 2036 in the previous month. Our response time is 8:18.
- HCEC FTOs and In-Charges attended a cadaver lab in San Antonio to practice their emergency surgical skills.
- HCEC held a productive employee town hall meeting to get input on improvements we can make within our system.
- Greater Harris County 911 is in the process of installing 4 computer terminals which are capable of answering advanced 911 calls in our backup center.
- The surplus property auction will begin June 30 and end July 9.


Vehicle Accidents: 4 (minor)

Vehicle Maintenance Reports: 9

# HCEC Activity May 2021



## Call Volume Comparison





Division Harris County Emerg Corps

# 911 STATISTICS REPORT FOR PERIOD 05-01-21 to 05-31-21

6/10/2021 1:10:01 PM Page 1 of 10

| RESPONSE PRIORITY SUMMARY |            |            |            |            |           |             |
|---------------------------|------------|------------|------------|------------|-----------|-------------|
| TYPE                      | Alpha      | Bravo      | Charlie    | Delta      | Echo      | Total       |
| District                  | 10         | 18         | 16         | 79         | 27        | 173         |
| Medic                     | 388        | 258        | 368        | 553        | 67        | 1990        |
| Medical Director          |            |            |            | 3          |           | 3           |
| Supervisor                |            |            |            | 2          |           | 2           |
| <b>Total</b>              | <b>398</b> | <b>276</b> | <b>384</b> | <b>637</b> | <b>94</b> | <b>2168</b> |

\* All units assigned to a response that went enroute

| OUT OF THE CHUTE RESPONSE AVERAGES AND STATISTICS BY APPARATUS TYPE |                     |                     |                    |                        |                      |                       |
|---------------------------------------------------------------------|---------------------|---------------------|--------------------|------------------------|----------------------|-----------------------|
| APPARATUS TYPE                                                      | ASSIGNED TO ENROUTE | ASSIGNED TO ONSCENE | ENROUTE TO ONSCENE | HOSPITAL TO IN-SERVICE | AVERAGE ONSCENE TIME | AVERAGE INCIDENT TIME |
| District                                                            | 00:54               | 07:59               | 07:04              | 15:24                  | 00:22:44             | 30:50                 |
| Medic                                                               | 01:02               | 08:18               | 07:16              | 35:33                  | 00:18:13             | 01:42                 |

\* All units assigned to a response that went enroute in district, NO mutual aid responses

| SERVICE LEVEL STATUS CHANGES BY DAY |          |           |          |          |          |           |           |          |          |          |          |          |          |          |          |          |          |          |          |          |            |  |  |
|-------------------------------------|----------|-----------|----------|----------|----------|-----------|-----------|----------|----------|----------|----------|----------|----------|----------|----------|----------|----------|----------|----------|----------|------------|--|--|
| Status Level                        | 01       | 02        | 03       | 04       | 05       | 07        | 08        | 09       | 10       | 13       | 14       | 15       | 16       | 17       | 20       | 24       | 25       | 26       | 30       | 31       | Total      |  |  |
| 2021-05 LEVEL -                     | 7        | 3         | 3        | 1        | 4        | 9         | 1         | 1        | 2        | 1        | 1        | 1        | 1        | 3        | 1        | 2        | 2        | 4        | 45       |          |            |  |  |
| LEVEL 0                             | 8        | 1         | 1        | 1        | 13       | 1         | 1         | 1        | 1        | 1        | 1        | 1        | 4        | 1        | 4        | 2        | 34       |          |          |          |            |  |  |
| LEVEL 1                             | 1        | 5         | 3        | 3        | 1        | 6         | 7         | 2        | 1        | 1        | 1        | 1        | 1        | 4        | 1        | 4        | 2        | 44       |          |          |            |  |  |
| LEVEL 2                             |          |           |          |          |          |           |           |          |          |          |          |          |          |          |          | 2        |          |          | 2        |          |            |  |  |
| <b>Totals</b>                       | <b>1</b> | <b>20</b> | <b>7</b> | <b>7</b> | <b>2</b> | <b>11</b> | <b>29</b> | <b>1</b> | <b>3</b> | <b>2</b> | <b>4</b> | <b>3</b> | <b>2</b> | <b>1</b> | <b>8</b> | <b>2</b> | <b>6</b> | <b>2</b> | <b>6</b> | <b>8</b> | <b>125</b> |  |  |

| SERVICE LEVEL STATUS CHANGES BY HOUR OF DAY |          |          |          |          |           |           |           |          |          |           |           |           |          |          |            |  |  |  |  |  |  |  |  |
|---------------------------------------------|----------|----------|----------|----------|-----------|-----------|-----------|----------|----------|-----------|-----------|-----------|----------|----------|------------|--|--|--|--|--|--|--|--|
| Status Level                                | 00       | 11       | 12       | 13       | 14        | 15        | 16        | 17       | 18       | 19        | 20        | 21        | 22       | 23       | Total      |  |  |  |  |  |  |  |  |
| 2021-05 LEVEL -                             | 1        | 1        | 1        | 4        | 3         | 7         | 3         | 2        | 1        | 5         | 7         | 3         | 4        | 3        | 45         |  |  |  |  |  |  |  |  |
| LEVEL 0                                     | 2        | 1        | 2        | 4        | 2         | 4         | 4         | 4        | 7        | 3         | 3         | 2         | 34       |          |            |  |  |  |  |  |  |  |  |
| LEVEL 1                                     | 2        |          |          | 3        | 4         | 3         | 8         | 6        | 4        | 1         | 2         | 5         | 2        | 4        | 44         |  |  |  |  |  |  |  |  |
| LEVEL 2                                     |          |          |          |          |           |           |           |          |          |           |           |           |          |          | 2          |  |  |  |  |  |  |  |  |
| <b>Totals</b>                               | <b>5</b> | <b>4</b> | <b>3</b> | <b>7</b> | <b>11</b> | <b>12</b> | <b>15</b> | <b>8</b> | <b>5</b> | <b>10</b> | <b>16</b> | <b>11</b> | <b>9</b> | <b>9</b> | <b>125</b> |  |  |  |  |  |  |  |  |



Division Harris County Emerg Corps

# 911 STATISTICS REPORT FOR PERIOD 05-01-21 to 05-31-21

6/10/2021 1:10:01 PM Page 2 of 10

## DAILY RESPONSE TOTALS BY APPARATUS TYPE

|                  | 2021/05 | 1  | 2  | 3  | 4  | 5  | 6  | 7  | 8  | 9  | 10 | 11 | 12 | 13 | 14 | 15 | 16 | 17 | 18 | 19 | 20 | 21 | 22 | 23 | 24 | 25 | 26 | 27 | 28 | 29 | 30 | 31   | Total |
|------------------|---------|----|----|----|----|----|----|----|----|----|----|----|----|----|----|----|----|----|----|----|----|----|----|----|----|----|----|----|----|----|----|------|-------|
| District         | 10      | 6  | 11 | 7  | 8  | 8  | 9  | 8  | 8  | 7  | 4  | 3  | 4  | 5  | 9  | 9  | 10 | 8  | 10 | 4  | 11 | 4  | 9  | 5  | 6  | 8  | 4  | 6  | 5  | 8  | 8  | 219  |       |
| Medic            | 64      | 70 | 81 | 68 | 66 | 75 | 80 | 74 | 65 | 72 | 72 | 51 | 69 | 66 | 63 | 70 | 65 | 55 | 54 | 71 | 65 | 63 | 67 | 69 | 60 | 60 | 70 | 59 | 50 | 63 | 58 | 2035 |       |
| Medical Director |         |    |    |    |    |    |    |    |    |    |    |    |    |    |    |    |    |    |    |    |    |    |    |    |    |    |    |    |    |    |    |      |       |
| Supervisor       |         |    |    |    |    |    |    |    |    |    |    |    |    |    |    |    |    |    |    |    |    | 1  |    |    |    |    |    |    |    |    |    | 3    |       |
| Totals           | 74      | 76 | 92 | 75 | 74 | 83 | 89 | 82 | 72 | 76 | 75 | 75 | 55 | 75 | 75 | 72 | 80 | 74 | 65 | 58 | 82 | 70 | 72 | 72 | 76 | 68 | 64 | 77 | 64 | 55 | 71 | 66   | 2259  |

\* All units assigned to a response that went enroute

## DAILY RESPONSE TOTALS BY UNIT

|        | 2021/05 | 1  | 2  | 3  | 4  | 5  | 6  | 7  | 8  | 9  | 10 | 11 | 12 | 13 | 14 | 15 | 16 | 17 | 18 | 19 | 20 | 21 | 22 | 23 | 24 | 25 | 26 | 27 | 28 | 29 | 30 | 31   | Total |   |
|--------|---------|----|----|----|----|----|----|----|----|----|----|----|----|----|----|----|----|----|----|----|----|----|----|----|----|----|----|----|----|----|----|------|-------|---|
| 9912   |         |    |    |    |    |    |    |    |    |    |    |    |    |    |    |    |    |    |    |    |    |    |    |    |    |    |    |    |    |    |    |      | 2     |   |
| CHP1   |         |    |    |    |    |    |    |    |    |    |    |    |    |    |    |    |    |    |    |    |    |    |    |    |    |    |    |    |    |    |    |      |       | 3 |
| D80    | 2       | 1  | 3  | 2  | 3  | 4  | 4  | 2  | 4  | 1  | 2  | 1  | 3  | 2  | 9  | 2  | 5  | 3  | 2  | 4  | 2  | 5  | 2  | 1  | 1  | 1  | 1  | 4  | 4  | 5  | 4  | 1    | 88    |   |
| D901   | 6       | 5  | 7  | 4  | 5  | 3  | 5  | 4  | 1  | 3  | 1  | 3  | 2  | 4  | 5  | 1  | 5  | 1  | 6  | 1  | 6  | 1  | 3  | 1  | 5  | 4  |    |    |    |    |    | 2    | 87    |   |
| HCMD1  |         |    |    |    |    |    |    |    |    |    |    |    |    |    |    |    |    |    |    |    |    |    |    |    |    |    |    |    |    |    |    |      | 3     |   |
| M91    | 10      | 10 | 11 | 8  | 7  | 8  | 10 | 9  | 8  | 6  | 7  | 7  | 6  | 7  | 11 | 9  | 7  | 5  | 6  | 7  | 9  | 8  | 12 | 11 | 7  | 3  | 6  | 8  | 7  | 9  | 5  | 244  |       |   |
| M92    | 7       | 6  | 10 | 7  | 7  | 9  | 9  | 12 | 8  | 9  | 9  | 6  | 9  | 7  | 8  | 7  | 6  | 6  | 6  | 7  | 9  | 6  | 9  | 5  | 5  | 8  | 6  | 5  | 5  | 9  | 6  | 228  |       |   |
| M920   | 6       | 6  | 8  | 6  | 5  | 8  | 10 | 8  | 6  | 7  | 5  | 3  | 9  | 6  | 7  | 7  | 8  | 7  | 6  | 9  | 8  | 8  | 8  | 5  | 4  | 9  | 5  | 3  | 4  | 5  | 5  | 201  |       |   |
| M93    | 10      | 9  | 7  | 8  | 6  | 8  | 10 | 10 | 7  | 10 | 7  | 5  | 8  | 6  | 9  | 9  | 5  | 6  | 6  | 5  | 8  | 4  | 8  | 8  | 6  | 5  | 8  | 7  | 5  | 8  | 9  | 227  |       |   |
| M930   | 2       | 1  |    | 3  | 3  | 5  |    |    |    |    |    |    |    |    |    |    |    |    |    |    |    |    |    |    |    |    |    |    |    |    |    |      | 17    |   |
| M931   |         |    |    |    |    |    |    |    |    |    |    |    |    |    |    |    |    |    |    |    |    |    |    |    |    |    |    |    |    |    |    |      | 24    |   |
| M94    | 7       | 11 | 7  | 4  | 8  | 6  | 10 | 7  | 9  | 5  | 7  | 4  | 8  | 8  | 6  | 7  | 9  | 4  | 6  | 6  | 4  | 6  | 6  | 7  | 9  | 7  | 4  | 8  | 5  | 7  | 8  | 210  |       |   |
| M940   | 7       | 6  | 8  | 5  | 7  | 7  | 10 | 6  | 6  | 5  | 9  | 2  | 9  | 6  | 5  | 9  | 7  | 6  | 4  | 6  | 4  | 6  | 4  | 9  | 7  | 6  | 6  | 7  | 4  | 9  | 7  | 199  |       |   |
| M941   |         |    |    |    |    |    |    |    |    |    |    |    |    |    |    |    |    |    |    |    |    |    |    |    |    |    |    |    |    |    |    |      | 8     |   |
| M95    | 6       | 6  | 7  | 7  | 4  | 7  | 8  | 9  | 7  | 7  | 10 | 6  | 7  | 8  | 5  | 10 | 7  | 6  | 5  | 6  | 4  | 5  | 6  | 6  | 5  | 7  | 6  | 4  | 4  | 4  | 5  | 194  |       |   |
| M96    | 7       | 11 | 8  | 9  | 7  | 8  | 10 | 8  | 9  | 10 | 7  | 6  | 8  | 6  | 8  | 8  | 5  | 9  | 6  | 9  | 9  | 7  | 8  | 10 | 10 | 6  | 9  | 9  | 5  | 6  | 11 | 249  |       |   |
| M97    | 2       | 7  | 6  | 4  | 3  | 3  | 6  | 6  | 4  | 5  | 5  | 6  | 4  | 5  | 6  | 4  | 4  | 4  | 4  | 2  | 5  | 4  | 5  | 3  | 4  | 5  | 5  | 3  | 5  | 6  | 4  | 140  |       |   |
| M980   |         |    |    |    |    |    |    |    |    |    |    |    |    |    |    |    |    |    |    |    |    |    |    |    |    |    |    |    |    |    |    |      | 90    |   |
| M99    |         |    |    |    |    |    |    |    |    |    |    |    |    |    |    |    |    |    |    |    |    |    |    |    |    |    |    |    |    |    |    |      | 1     |   |
| Totals | 72      | 79 | 89 | 71 | 73 | 82 | 92 | 81 | 69 | 75 | 76 | 56 | 77 | 71 | 74 | 77 | 70 | 66 | 56 | 79 | 70 | 68 | 68 | 76 | 64 | 62 | 73 | 63 | 55 | 68 | 63 | 2215 |       |   |

\* All units assigned to a response that went enroute





Division

Harris County Emerg Corps

# 911 STATISTICS REPORT FOR PERIOD 05-01-21 to 05-31-21

6/10/2021 1:10:01 PM Page 3 of 10

| 2021/05 | AVERAGE RESPONSE TIME BY UNIT |       |       |       |       |       |       |       |       |       |       |       |       |       |       |       |       |       |       |       |       |       |       |       |       |       |       |       |       |       |       | Average |       |       |
|---------|-------------------------------|-------|-------|-------|-------|-------|-------|-------|-------|-------|-------|-------|-------|-------|-------|-------|-------|-------|-------|-------|-------|-------|-------|-------|-------|-------|-------|-------|-------|-------|-------|---------|-------|-------|
|         | 1                             | 2     | 3     | 4     | 5     | 6     | 7     | 8     | 9     | 10    | 11    | 12    | 13    | 14    | 15    | 16    | 17    | 18    | 19    | 20    | 21    | 22    | 23    | 24    | 25    | 26    | 27    | 28    | 29    | 30    | 31    |         |       |       |
| D90     | 05:55                         | 07:36 | 12:52 | 04:51 | 04:20 | 08:10 | 09:38 | 08:31 | 13:54 | 10:46 | 08:23 | 00:28 | 12:52 | 05:56 | 09:48 | 11:30 | 09:39 | 08:08 | 09:18 | 05:01 | 13:06 | 07:40 | 06:13 | 00:03 | 09:33 | 14:48 | 07:19 | 08:30 | 08:40 | 04:49 | 08:51 |         |       |       |
| D901    | 04:31                         | 06:04 | 06:57 | 04:24 | 08:19 | 10:05 | 07:41 | 09:33 | 10:38 | 08:56 |       | 08:59 | 10:44 | 05:22 | 07:07 | 14:26 | 09:02 | 08:55 | 04:11 | 00:22 | 10:48 | 00:02 | 09:16 | 04:22 | 07:23 |       |       |       |       | 11:51 | 07:11 |         |       |       |
| M91     | 10:33                         | 09:40 | 07:00 | 09:18 | 10:29 | 08:53 | 06:13 | 07:49 | 12:53 | 12:34 | 06:19 | 07:48 | 12:35 | 08:59 | 08:27 | 06:24 | 07:23 | 10:47 | 07:02 | 08:03 | 08:01 | 05:30 | 07:00 | 07:32 | 09:08 | 07:16 | 13:39 | 09:20 | 07:24 | 05:08 | 11:06 | 08:30   |       |       |
| M92     | 06:59                         | 06:08 | 06:19 | 09:35 | 07:02 | 06:32 | 07:26 | 08:32 | 10:10 | 06:49 | 06:14 | 15:47 | 06:25 | 09:56 | 08:05 | 09:05 | 08:36 | 09:04 | 05:31 | 08:25 | 06:14 | 10:39 | 07:13 | 07:47 | 09:55 | 14:14 | 04:58 | 05:56 | 09:29 | 06:03 | 10:11 | 08:02   |       |       |
| M920    | 07:34                         | 15:36 | 10:13 | 06:49 | 08:09 | 08:08 | 08:36 | 09:21 | 05:52 | 10:13 | 07:37 | 09:44 | 06:17 | 07:30 | 09:11 | 05:18 | 11:17 | 06:06 | 10:18 | 08:26 | 07:39 | 07:50 | 06:35 | 09:17 | 09:07 | 07:01 | 10:11 | 09:33 | 05:39 | 08:21 | 10:54 | 08:24   |       |       |
| M93     | 07:33                         | 04:45 | 09:00 | 06:53 | 07:37 | 08:00 | 08:21 | 08:11 | 08:45 | 07:58 | 07:13 | 06:27 | 06:12 | 08:26 | 12:43 | 08:08 | 07:40 | 07:31 | 07:11 | 09:31 | 07:49 | 05:48 | 05:45 | 10:30 | 06:56 | 08:18 | 06:28 | 09:41 | 05:41 | 07:20 | 04:55 | 07:35   |       |       |
| M930    | 09:55                         | 06:43 |       | 10:54 | 06:20 | 11:36 |       |       |       |       |       |       |       |       |       |       |       |       | 10:48 |       |       |       |       |       |       |       |       |       |       |       |       |         | 09:39 |       |
| M931    |                               |       |       |       |       |       |       |       |       |       |       |       |       |       |       |       |       |       |       | 14:42 | 10:08 | 05:41 | 08:16 |       |       |       |       |       |       |       |       | 09:02   |       |       |
| M94     | 08:05                         | 07:24 | 06:43 | 07:05 | 06:06 | 06:53 | 08:53 | 09:52 | 07:49 | 10:29 | 06:37 | 08:57 | 06:36 | 07:40 | 08:14 | 07:43 | 09:56 | 08:44 | 08:20 | 08:51 | 08:50 | 07:35 | 07:53 | 06:41 | 07:18 | 08:09 | 08:38 | 06:01 | 07:09 | 05:58 | 06:36 | 07:41   |       |       |
| M940    | 10:49                         | 09:31 | 07:12 | 12:03 | 10:09 | 07:45 | 09:03 | 07:30 | 05:50 | 07:30 | 10:40 | 05:01 | 07:22 | 07:09 | 06:23 | 08:28 | 07:21 | 09:07 | 07:36 | 15:15 | 08:45 | 09:54 | 07:23 | 05:48 | 07:09 | 08:36 | 08:47 | 12:52 | 07:07 | 06:37 | 07:42 | 08:27   |       |       |
| M941    |                               |       |       |       |       |       |       |       |       |       |       |       |       |       |       |       |       |       |       |       |       |       |       |       |       |       |       |       |       |       |       |         |       | 07:40 |
| M95     | 06:22                         | 08:22 | 06:36 | 06:32 | 08:31 | 10:30 | 08:21 | 09:08 | 08:59 | 08:56 | 06:09 | 09:22 | 07:22 | 09:20 | 06:48 | 09:37 | 06:08 | 10:02 | 08:45 | 08:33 | 07:41 | 11:36 | 08:17 | 09:18 | 10:15 | 08:06 | 08:29 | 09:11 | 08:09 | 09:56 | 06:17 | 08:22   |       |       |
| M96     | 08:39                         | 08:33 | 07:57 | 08:01 | 09:11 | 07:16 | 07:06 | 09:16 | 08:33 | 09:06 | 08:44 | 07:11 | 07:27 | 06:59 | 06:22 | 06:53 | 06:45 | 08:46 | 08:34 | 07:40 | 06:48 | 05:31 | 07:52 | 07:40 | 08:12 | 06:51 | 10:11 | 07:33 | 08:23 | 09:06 | 07:31 | 07:52   |       |       |
| M97     | 06:32                         | 09:13 | 09:59 | 07:39 | 05:57 | 09:17 | 10:23 | 08:56 | 17:12 | 11:38 | 06:51 | 09:33 | 08:53 | 10:35 | 09:25 | 06:14 | 07:09 | 16:55 | 08:41 | 09:54 | 09:27 | 08:32 | 12:40 | 05:33 | 10:19 | 07:05 | 12:15 | 09:35 | 06:46 | 07:48 | 08:08 | 09:13   |       |       |
| M980    |                               |       |       | 09:50 | 12:48 | 08:52 | 10:04 |       |       | 10:34 | 08:35 | 10:14 | 09:57 | 10:40 |       |       | 12:37 | 07:31 | 14:12 | 12:17 | 14:41 |       |       | 10:37 |       |       |       |       |       |       |       | 10:34   |       |       |

\* All units assigned to a response that went enroute in district, NO mutual aid responses

| 2021/05 | DAILY REFUSAL TOTALS BY UNIT |    |    |    |    |    |    |    |    |    |    |    |    |    |    |    |    |    |    |    |    |    |    |    |    |    |    |    |    |    |    | Total |   |
|---------|------------------------------|----|----|----|----|----|----|----|----|----|----|----|----|----|----|----|----|----|----|----|----|----|----|----|----|----|----|----|----|----|----|-------|---|
|         | 01                           | 02 | 03 | 04 | 05 | 06 | 07 | 08 | 09 | 10 | 11 | 12 | 13 | 14 | 15 | 16 | 17 | 18 | 19 | 20 | 21 | 22 | 23 | 24 | 25 | 26 | 27 | 28 | 29 | 30 | 31 |       |   |
| D901    |                              |    | 1  |    |    |    |    |    |    | 3  | 3  |    |    |    |    |    |    |    |    |    |    |    |    |    |    |    |    |    |    |    |    |       | 6 |
| E26     |                              |    |    |    |    |    |    |    |    |    |    |    |    |    |    |    |    |    |    |    |    |    |    |    |    |    |    |    |    |    |    |       | 1 |
| E31     |                              |    |    |    |    |    |    |    |    |    |    |    |    |    |    |    |    |    |    |    |    |    |    |    |    |    |    |    |    |    |    |       | 1 |
| M91     | 2                            | 5  | 2  | 1  | 1  | 3  | 1  | 2  | 1  | 1  | 1  | 1  | 1  | 1  | 5  | 7  | 3  | 3  | 3  | 4  | 3  | 4  | 3  | 5  | 4  | 2  | 2  | 1  | 3  | 5  | 1  | 72    |   |
| M92     | 5                            | 3  | 1  | 2  | 2  | 2  | 7  | 2  | 2  | 2  | 2  | 2  | 2  | 6  | 4  | 4  | 1  | 1  | 3  | 2  | 1  | 3  | 2  | 1  | 1  | 3  | 1  | 1  | 1  | 1  | 55 |       |   |
| M920    | 1                            | 1  | 1  | 1  | 1  | 4  | 1  | 1  | 1  | 1  | 1  | 1  | 1  | 1  | 2  | 1  | 2  | 2  | 5  | 2  | 2  | 2  | 2  | 3  | 3  | 3  | 3  | 1  | 1  | 1  | 28 |       |   |
| M93     | 3                            | 1  | 3  | 2  | 2  | 4  | 2  | 1  | 1  | 2  | 2  | 2  | 2  | 6  | 4  | 3  | 5  | 5  | 2  | 2  | 2  | 1  | 3  | 2  | 1  | 1  | 1  | 2  | 2  | 1  | 60 |       |   |
| M930    |                              |    |    |    |    |    |    |    |    |    |    |    |    |    |    |    |    |    |    |    |    |    |    |    |    |    |    |    |    |    |    | 3     |   |
| M931    |                              |    |    |    |    |    |    |    |    |    |    |    |    |    |    |    |    |    |    |    |    |    |    |    |    |    |    |    |    |    |    |       | 4 |
| M94     | 3                            | 5  | 2  | 1  | 3  | 2  | 3  | 2  | 3  | 5  | 1  | 2  | 1  | 2  | 1  | 3  | 2  | 3  | 2  | 3  | 1  | 3  | 1  | 4  | 4  | 4  | 4  | 2  | 3  | 2  | 55 |       |   |
| M940    | 2                            | 1  | 5  | 1  | 2  | 3  | 4  | 2  | 2  | 4  | 4  | 5  | 2  | 2  | 1  | 1  | 1  | 1  | 3  | 2  | 1  | 3  | 3  | 1  | 3  | 3  | 3  | 1  | 2  | 1  | 49 |       |   |
| M95     | 1                            | 2  | 5  | 3  | 4  | 2  | 4  | 2  | 1  | 2  | 2  | 2  | 2  | 1  | 4  | 1  | 1  | 1  | 2  | 2  | 2  | 6  | 6  | 4  | 4  | 4  | 4  | 1  | 1  | 2  | 47 |       |   |
| M96     | 2                            | 2  | 1  | 3  | 2  | 3  | 1  | 2  | 3  | 2  | 2  | 2  | 3  | 3  | 2  | 3  | 2  | 3  | 2  | 5  | 2  | 2  | 2  | 4  | 4  | 3  | 1  | 1  | 1  | 3  | 7  | 66    |   |
| M97     | 3                            | 1  | 1  | 2  | 1  | 1  | 1  | 1  | 2  | 1  | 1  | 1  | 1  | 1  | 4  | 2  | 1  | 1  | 3  | 1  | 3  | 1  | 1  | 2  | 2  | 1  | 1  | 1  | 1  | 2  | 5  | 39    |   |
| M980    | 3                            | 3  | 4  | 2  |    |    |    |    |    |    |    |    |    |    |    |    |    |    |    |    |    |    |    |    |    |    |    |    |    |    |    | 32    |   |
| Totals  | 11                           | 14 | 27 | 20 | 15 | 16 | 27 | 17 | 15 | 14 | 24 | 8  | 12 | 19 | 26 | 20 | 15 | 14 | 6  | 16 | 26 | 12 | 19 | 21 | 20 | 19 | 12 | 5  | 11 | 17 | 20 | 518   |   |



Division Harris County Emerg Corps

# 911 STATISTICS REPORT FOR PERIOD 05-01-21 to 05-31-21

6/10/2021 1:10:01 PM Page 4 of 10

## TRANSPORTS BY UNIT

|              | 01        | 02         | 03        | 04        | 05        | 06        | 07        | 08        | 09        | 10        | 11        | 12        | 13        | 14        | 15        | 16        | 17        | 18        | 19        | 20        | 21        | 22        | 23        | 24        | 25        | 26        | 27        | 28        | 29        | 30        | 31          | Total |     |
|--------------|-----------|------------|-----------|-----------|-----------|-----------|-----------|-----------|-----------|-----------|-----------|-----------|-----------|-----------|-----------|-----------|-----------|-----------|-----------|-----------|-----------|-----------|-----------|-----------|-----------|-----------|-----------|-----------|-----------|-----------|-------------|-------|-----|
| M91          | 8         | 6          | 6         | 8         | 8         | 6         | 6         | 9         | 5         | 5         | 8         | 4         | 6         | 5         | 7         | 5         | 3         | 3         | 3         | 4         | 3         | 5         | 5         | 6         | 4         | 3         | 3         | 3         | 5         | 4         | 5           | 3     | 161 |
| M92          | 5         | 22         | 4         | 4         | 7         | 10        | 7         | 7         | 6         | 6         | 7         | 3         | 6         | 3         | 4         | 7         | 5         | 10        | 8         | 6         | 5         | 6         | 5         | 3         | 5         | 4         | 4         | 5         | 3         | 7         | 5           | 189   |     |
| M920         | 7         | 6          | 7         | 6         | 5         | 6         | 24        | 6         | 6         | 7         | 6         | 3         | 9         | 6         | 4         | 5         | 6         | 9         | 5         | 8         | 6         | 4         | 6         | 7         | 1         | 6         | 6         | 3         | 4         | 5         | 9           | 198   |     |
| M93          | 8         | 19         | 4         | 6         | 4         | 6         | 7         | 8         | 6         | 11        | 6         | 3         | 7         | 2         | 7         | 5         | 5         | 4         | 5         | 3         | 7         | 4         | 6         | 6         | 5         | 6         | 9         | 6         | 4         | 9         | 13          | 201   |     |
| M930         | 2         | 4          | 2         | 1         | 4         |           |           |           |           |           |           |           |           |           |           |           |           |           | 3         |           |           |           |           |           |           |           |           |           |           |           |             | 16    |     |
| M931         |           |            |           |           |           |           |           |           |           |           |           |           |           |           |           |           |           |           |           | 4         | 2         | 2         |           |           |           |           |           |           |           |           |             | 17    |     |
| M94          | 7         | 8          | 3         | 4         | 9         | 7         | 9         | 7         | 7         | 5         | 2         | 3         | 5         | 6         | 4         | 8         | 5         | 3         | 6         | 5         | 5         | 5         | 4         | 4         | 5         | 7         | 4         | 15        | 3         | 8         | 6           | 179   |     |
| M940         | 4         | 4          | 6         | 3         | 6         | 5         | 17        | 8         | 5         | 5         | 6         | 3         | 4         | 6         | 5         | 7         | 6         | 5         | 4         | 4         | 2         | 5         | 3         | 6         | 5         | 7         | 4         | 5         | 4         | 9         | 7           | 170   |     |
| M941         |           |            |           |           |           |           |           |           |           |           |           |           |           |           |           |           |           |           |           |           |           |           |           |           |           |           |           |           |           |           |             |       | 6   |
| M95          | 3         | 14         | 5         | 6         | 4         | 3         | 5         | 11        | 5         | 5         | 9         | 8         | 6         | 8         | 5         | 6         | 3         | 8         | 4         | 7         | 4         | 4         | 6         | 3         | 5         | 4         | 7         | 4         | 2         | 3         | 4           | 171   |     |
| M96          | 8         | 15         | 7         | 10        | 4         | 9         | 9         | 5         | 7         | 4         | 6         | 9         | 7         | 7         | 5         | 7         | 2         | 8         | 6         | 8         | 5         | 7         | 7         | 8         | 7         | 3         | 8         | 7         | 4         | 3         | 11          | 213   |     |
| M97          | 2         | 4          | 4         | 6         | 1         | 2         | 12        | 5         | 2         | 5         | 4         | 4         | 4         | 4         | 2         | 1         | 2         | 4         | 3         | 4         | 2         | 4         | 2         | 4         | 4         | 4         | 4         | 2         | 4         | 6         | 3           | 4     | 114 |
| M980         |           |            |           |           |           |           |           |           |           |           |           |           |           |           |           |           |           |           |           |           |           |           |           |           |           |           |           |           |           |           |             |       | 51  |
| M99          |           |            |           |           |           |           |           |           |           |           |           |           |           |           |           |           |           |           |           |           |           |           |           |           |           |           |           |           |           |           |             |       | 1   |
| <b>Total</b> | <b>54</b> | <b>102</b> | <b>50</b> | <b>57</b> | <b>53</b> | <b>61</b> | <b>96</b> | <b>66</b> | <b>49</b> | <b>61</b> | <b>60</b> | <b>43</b> | <b>56</b> | <b>50</b> | <b>43</b> | <b>51</b> | <b>39</b> | <b>56</b> | <b>49</b> | <b>54</b> | <b>49</b> | <b>46</b> | <b>45</b> | <b>47</b> | <b>40</b> | <b>46</b> | <b>54</b> | <b>38</b> | <b>54</b> | <b>62</b> | <b>1687</b> |       |     |

## NATURE SUMMARY BY UNIT

| Response Description     | M91 | M92 | M920 | M93 | M930 | M931 | M94 | M940 | M941 | M95 | M96 | M97 | M980 | M99 | Total |
|--------------------------|-----|-----|------|-----|------|------|-----|------|------|-----|-----|-----|------|-----|-------|
| ALARM                    | 2   |     | 1    | 1   |      |      | 1   | 1    | 1    | 5   | 4   | 1   | 1    |     | 17    |
| ALLERGIC REACTION        | 1   | 2   | 3    | 2   |      | 1    | 1   | 3    |      | 3   | 3   | 2   |      |     | 18    |
| ARREST                   | 1   | 1   | 1    |     |      | 1    | 1   | 2    |      |     |     |     |      |     | 6     |
| ASSAULT                  | 17  | 11  | 8    | 16  | 1    |      | 9   | 14   |      | 7   | 12  | 1   | 9    |     | 105   |
| ASSIST                   |     |     |      |     |      |      |     |      |      |     | 1   | 1   |      |     | 2     |
| AUTO-PEDESTRIAN          |     |     |      |     |      |      |     |      |      | 1   | 1   | 1   |      |     | 2     |
| BITE/ATTACK              |     |     |      |     |      |      |     |      |      | 1   |     | 1   |      |     | 2     |
| CALL                     | 18  | 12  | 14   | 20  | 2    | 4    | 18  | 16   |      | 22  | 20  | 14  |      |     | 160   |
| CARDIAC                  | 31  | 19  | 20   | 23  | 1    | 3    | 22  | 21   |      | 17  | 30  | 14  | 1    |     | 202   |
| CHOKING                  | 1   | 3   | 2    | 1   |      |      | 1   |      |      | 6   | 1   | 2   |      |     | 17    |
| CITIZEN ASSIST           | 2   | 1   |      |     |      |      |     |      |      | 1   | 1   | 1   |      |     | 5     |
| COMM BLD FIRE W/HAZMAT   |     |     |      |     |      |      |     |      |      |     |     |     |      |     | 1     |
| COMMERCIAL BUILDING FIRE | 4   | 4   |      | 2   |      |      | 2   |      | 1    | 6   | 1   |     |      |     | 3     |
| CONVULSIONS/SEIZURES     | 2   | 1   | 1    | 3   |      | 1    | 1   |      |      | 1   | 1   |     |      |     | 18    |
| CVA ABNORMAL BREATHING   |     |     |      |     |      |      |     |      |      | 1   |     |     |      |     | 11    |
| CVA BREATHING NORMAL     |     |     |      |     |      |      |     |      |      |     |     |     |      |     | 2     |
| CVA LOSS OF BALANCE      |     |     |      |     |      |      |     |      |      |     |     |     |      |     | 1     |
| CVA NOT ALERT            | 1   | 2   | 2    | 2   |      |      | 1   | 2    |      | 1   | 1   |     |      |     | 11    |
| CVA SPEECH PROBLEM       |     |     |      |     |      |      |     |      |      |     |     |     |      |     | 7     |
| CVA VISION PROBLEMS      | 1   | 1   | 1    | 1   |      |      | 1   | 1    |      | 1   | 1   | 2   |      |     | 5     |
| CVA WEAKNESS             | 1   | 1   | 1    | 1   |      |      | 1   | 1    |      | 1   | 1   | 1   |      |     | 7     |
| DIABETIC                 | 3   | 6   | 2    | 2   |      | 2    | 5   | 1    |      | 3   | 3   | 1   |      |     | 25    |
| DOA                      |     |     |      |     |      | 1    |     |      |      |     | 3   |     |      |     | 4     |



**Division Harris County Emerg Corps**

**911 STATISTICS REPORT FOR PERIOD 05-01-21 to 05-31-21**

6/10/2021 1:10:01 PM Page 5 of 10

| Response Description   | M91 | M92 | M920 | M93 | M930 | M931 | M94 | M940 | M941 | M95 | M96 | M97 | M980 | M99 | Total |
|------------------------|-----|-----|------|-----|------|------|-----|------|------|-----|-----|-----|------|-----|-------|
| DOWN                   | 1   | 1   | 1    |     |      |      |     |      |      |     |     |     |      |     | 3     |
| ELECTROCUTION          |     |     |      |     |      |      | 1   |      |      |     |     |     |      |     | 1     |
| FALLS                  | 2   | 1   | 2    | 2   |      |      | 3   |      |      |     | 1   | 1   | 2    |     | 14    |
| FIRE                   | 4   | 1   |      |     |      |      |     |      |      | 1   | 1   | 2   |      |     | 9     |
| FULL ARREST            | 3   | 2   | 2    | 2   |      |      | 1   |      |      | 2   | 5   | 2   |      |     | 19    |
| GAS LEAK/ODOR RESID    |     |     |      |     |      |      |     |      |      | 1   |     |     |      |     | 1     |
| HEADACHE               | 1   | 3   | 2    | 2   |      |      | 3   | 2    |      | 2   | 3   | 2   | 1    |     | 19    |
| HEMORRHAGE/LACERATIONS | 4   | 2   | 2    | 2   |      |      | 2   | 2    |      | 2   |     |     |      |     | 12    |
| INJ. PARTY FROM A FALL | 14  | 16  | 5    | 10  | 3    |      | 12  | 17   |      | 9   | 13  | 8   | 8    |     | 115   |
| INJURED PARTY          | 7   | 2   | 2    | 5   |      |      | 2   | 2    |      | 7   | 6   | 3   | 4    |     | 40    |
| INJURIES (SPECIFIC)    | 2   |     |      | 1   |      |      |     |      |      | 1   |     |     |      |     | 4     |
| LOCKED IN VEHICLE      |     |     |      |     |      |      |     |      |      |     |     |     | 1    |     | 1     |
| LRG NON DWELLING FIRE  |     |     |      |     |      |      | 1   |      |      |     |     |     |      |     | 1     |
| MED CALL               | 1   |     | 1    | 1   |      |      |     |      |      | 1   |     |     |      |     | 4     |
| MEDICAL CALL           | 37  | 47  | 45   | 49  | 6    | 2    | 38  | 30   | 5    | 42  | 45  | 30  | 29   |     | 405   |
| MEDICAL RESPONSE       | 1   |     |      |     |      |      |     |      |      |     |     |     |      |     | 1     |
| MOTOR VEHICLE ACCIDENT | 26  | 25  | 15   | 25  | 4    | 3    | 19  | 11   | 1    | 18  | 19  | 14  | 33   |     | 213   |
| Mutual Aid             | 1   | 1   | 2    | 2   |      |      | 1   | 1    |      | 1   | 2   | 1   | 1    | 1   | 25    |
| MVA ARREST             |     |     | 12   |     |      |      | 3   | 3    |      | 3   |     | 3   |      |     | 21    |
| MVA AUTO PED           | 2   | 1   |      | 2   |      |      | 1   | 2    |      | 2   |     |     |      |     | 10    |
| MVA BIKE MOTORCYCLE    |     |     |      | 2   |      |      |     |      |      | 1   |     |     |      |     | 3     |
| MVA EJECTION           | 1   |     |      | 1   |      |      |     |      |      |     |     |     |      |     | 2     |
| MVA ENTRAPMENT         | 1   | 1   | 2    | 5   |      |      | 1   | 1    |      | 4   | 5   |     |      |     | 20    |
| MVA HIGH VELOCITY      | 1   | 1   |      | 1   |      |      | 2   | 3    |      | 2   |     | 3   |      |     | 11    |
| MVA INVOLVING BUILDING | 1   | 1   |      |     |      |      |     | 1    |      |     |     |     |      |     | 2     |
| MVA INVOLVING BUS      | 1   | 1   | 1    |     |      |      | 1   |      |      |     |     |     |      |     | 4     |
| MVA NOT ALERT          |     |     |      | 1   |      |      |     |      |      | 1   |     |     |      |     | 2     |
| MVA ROLL OVER          | 2   | 4   | 2    | 1   |      |      | 14  | 2    |      | 4   | 1   |     | 2    |     | 32    |
| MVA UNCONSCIOUS        | 1   | 1   | 1    |     |      |      |     | 1    |      | 1   |     |     |      |     | 5     |
| O.B.                   | 2   | 3   |      |     |      |      | 2   | 3    |      | 5   |     |     |      |     | 15    |
| OVERDOSE               | 1   | 6   | 3    | 5   |      |      | 3   | 2    |      | 1   | 1   | 2   |      |     | 24    |
| OVERDOSE/POISONING     |     | 2   | 6    | 2   |      |      | 2   | 2    |      | 2   |     | 2   |      |     | 16    |
| PAIN                   | 1   |     | 1    | 1   |      |      |     | 1    |      | 1   |     |     |      |     | 5     |
| PARTY                  | 4   | 2   | 1    | 1   |      |      | 1   | 2    |      | 1   | 1   |     |      |     | 13    |
| PERSON                 |     |     |      |     |      |      |     |      |      |     |     |     |      |     | 1     |
| POSSIBLE D.O.A.        | 2   | 1   | 2    | 1   |      |      | 3   | 3    |      | 4   |     |     |      |     | 16    |
| PROBLEM                | 4   | 12  | 4    | 8   |      | 2    |     | 8    |      | 8   | 10  |     | 2    |     | 58    |
| PROBLEMS               | 4   |     |      |     |      |      |     |      |      |     |     |     |      |     | 4     |
| PROBLEMS/AICD          |     |     |      |     |      |      |     |      |      |     |     |     |      |     | 3     |
| PSYCHIATRIC            | 9   | 14  | 9    | 15  | 4    | 2    | 11  | 7    |      | 6   | 19  | 7   | 17   |     | 120   |
| RESCUE                 | 1   | 1   |      | 1   |      |      | 1   | 1    |      | 2   | 1   | 1   |      |     | 1     |
| RESIDENTIAL FIRE       |     |     |      |     |      |      |     |      |      |     |     |     |      |     | 10    |
| RESIDENTIAL FIRE MULT  |     |     |      |     |      |      |     |      |      |     |     |     |      |     | 1     |
| RESIDENTIAL FIRE MULTI | 22  | 37  | 32   | 30  |      |      | 36  | 25   | 3    | 24  | 49  | 17  |      |     | 278   |
| RESPIRATORY            | 6   | 9   | 3    | 6   |      | 1    | 7   | 5    | 1    | 11  | 8   | 7   |      |     | 64    |
| SEIZURES               |     |     |      |     |      |      |     |      |      |     |     |     |      |     | 4     |
| SHOOTING               |     |     |      |     |      |      |     |      |      |     |     |     |      |     | 4     |
| SML NON DWELLING FIRE  |     |     |      |     |      |      |     |      |      | 1   |     |     |      |     | 1     |



**Division Harris County Emerg Corps**

**911 STATISTICS REPORT FOR PERIOD 05-01-21 to 05-31-21**

| Response Description     | M91        | M92        | M920       | M93        | M930      | M931      | M94        | M940       | M941      | M95        | M96        | M97        | M980       | M99      | Total       |
|--------------------------|------------|------------|------------|------------|-----------|-----------|------------|------------|-----------|------------|------------|------------|------------|----------|-------------|
| STABBING                 | 1          |            |            |            |           |           |            |            |           |            | 1          |            |            |          | 2           |
| STABBING / SHOOTING      | 4          | 1          | 4          | 1          |           |           | 3          | 1          |           |            |            |            |            |          | 14          |
| STROKE/CVA               |            |            | 2          |            |           |           | 2          | 2          |           |            |            |            |            |          | 6           |
| STRUCTURE FIRE HIGH LIFE |            |            | 1          |            |           |           |            |            |           |            |            |            |            |          | 3           |
| UNCONSCIOUS PARTY        | 16         | 18         | 18         | 15         |           |           | 12         | 18         |           | 12         | 8          | 14         | 1          |          | 132         |
| UNKNOWN PROBLEM          | 9          | 4          | 7          | 9          |           | 3         | 8          | 7          |           | 3          | 5          | 2          |            |          | 57          |
| VEHICLE ACCIDENT         | 11         | 12         | 13         | 7          | 2         |           | 7          | 7          |           | 6          | 11         | 4          | 19         |          | 99          |
| VEHICLE FIRE WENTRAP     |            |            |            |            |           |           |            |            |           |            |            | 1          |            |          | 1           |
| WATER RESCUE INVESTIG    |            | 1          |            |            |           |           |            |            |           | 3          | 2          |            |            |          | 1           |
| WITH ENTRAPMENT          |            |            |            |            |           |           |            |            |           |            |            | 1          |            |          | 5           |
| WITH ROLLOVER            |            |            |            |            |           |           |            | 1          |           | 1          | 1          |            |            |          | 3           |
| <b>Totals</b>            | <b>289</b> | <b>303</b> | <b>262</b> | <b>296</b> | <b>23</b> | <b>28</b> | <b>264</b> | <b>243</b> | <b>10</b> | <b>252</b> | <b>313</b> | <b>175</b> | <b>131</b> | <b>1</b> | <b>2590</b> |



**Division Harris County Emerg Corps**

**911 STATISTICS REPORT FOR PERIOD 05-01-21 to 05-31-21**

| Transported To                                     | TRANSPORT DESTINATION SUMMARY BY UNIT |            |            |            |            |           |           |            |            |          |            |            |            |           |          |             | Total |
|----------------------------------------------------|---------------------------------------|------------|------------|------------|------------|-----------|-----------|------------|------------|----------|------------|------------|------------|-----------|----------|-------------|-------|
|                                                    | D801                                  | M91        | M92        | M920       | M93        | M930      | M931      | M94        | M940       | M941     | M95        | M96        | M97        | M980      | M99      |             |       |
| BEN TAUB HOSPITAL                                  | 1                                     |            |            |            |            |           |           |            |            |          |            |            |            |           |          | 6           |       |
| FALL CREEK REHAB AND HEALTH CENTER                 |                                       | 1          |            |            |            |           |           |            |            |          |            |            |            |           |          | 1           |       |
| HCA ER 24/7 WILLOWBROOK                            |                                       |            |            |            | 2          |           |           |            |            |          |            |            |            |           |          | 2           |       |
| HCA ER FALLCREEK                                   |                                       | 8          |            |            |            |           |           |            |            |          |            |            |            |           |          | 8           |       |
| HCA HOUSTON HEALTHCARE NORTHWEST                   | 6                                     | 1          |            |            | 2          | 4         | 2         | 2          | 1          | 1        | 1          | 2          | 10         |           |          | 32          |       |
| HCA KINGWOOD MEDICAL CENTER                        |                                       |            |            |            | 1          |           | 2         | 2          |            |          |            |            | 3          |           |          | 6           |       |
| HCA MEDICAL CENTER                                 |                                       |            |            |            |            |           |           |            |            | 1        | 1          |            |            |           |          | 1           |       |
| HOUSTON METHODIST EMERGENCY CARE CENTER SPRING     |                                       |            | 1          |            |            |           |           |            |            |          |            |            |            |           |          | 1           |       |
| HOUSTON NW                                         | 65                                    | 32         | 28         | 25         | 3          | 1         | 8         | 11         | 11         |          | 78         | 35         | 4          | 17        |          | 307         |       |
| KINGWOOD EMERGENCY CENTER                          |                                       | 5          | 19         |            |            |           | 5         | 1          | 1          |          |            |            | 1          | 1         |          | 33          |       |
| KINGWOOD MEDICAL CENTER                            | 1                                     | 10         | 16         | 1          |            |           | 17        | 42         |            |          |            |            | 22         | 3         |          | 112         |       |
| Lynndon B Johnson General Hospital                 | 6                                     | 20         | 1          | 2          |            |           | 22        | 1          | 1          | 1        | 1          | 3          | 3          |           |          | 99          |       |
| MD ANDERSON CANCER CENTER                          |                                       |            | 1          |            |            |           | 1         |            |            |          |            | 1          |            |           |          | 3           |       |
| MEMORIAL HERMANN CYPRESS                           |                                       |            |            |            |            |           |           |            |            | 8        |            |            |            |           |          | 8           |       |
| MEMORIAL HERMANN GREATER HEIGHTS                   | 4                                     | 2          | 2          | 2          |            |           |           |            |            | 4        |            |            |            |           |          | 12          |       |
| MEMORIAL HERMANN HEALTH CENTER                     |                                       |            | 1          |            |            |           |           |            |            |          |            |            |            |           |          | 1           |       |
| MEMORIAL HERMANN HOSPITAL                          | 2                                     | 20         | 2          | 13         |            |           | 4         | 2          | 2          | 2        |            |            |            |           |          | 47          |       |
| MEMORIAL HERMANN MEMORIAL CITY                     |                                       |            |            | 2          |            |           |           |            |            |          |            |            |            |           |          | 2           |       |
| MEMORIAL HERMANN NORTHEAST                         | 10                                    | 68         | 56         | 1          |            |           | 85        | 84         | 1          | 25       | 6          | 47         | 11         |           |          | 396         |       |
| MEMORIAL HERMANN SUMMER CREEK EMERGENCY DEPARTMENT |                                       |            | 1          |            |            |           | 2         | 1          |            |          |            |            | 7          |           |          | 11          |       |
| MEMORIAL HERMANN WOODLANDS                         | 8                                     | 1          | 6          | 16         |            |           | 6         | 3          | 3          | 9        | 12         |            | 3          | 4         |          | 68          |       |
| METHODIST HOSPITAL                                 | 2                                     |            | 1          | 3          |            |           | 4         | 2          |            |          |            |            | 1          |           |          | 13          |       |
| METHODIST WILLOWBROOK                              | 2                                     | 29         | 2          | 14         | 4          | 9         | 6         | 3          | 3          | 19       | 114        | 5          | 11         |           |          | 277         |       |
| METHODIST WOODLANDS HOSPITAL                       | 4                                     | 3          | 2          |            |            |           | 1         |            |            | 9        | 2          | 1          |            |           |          | 22          |       |
| NORTH CYPRESS MEDICAL CENTER                       |                                       |            | 7          |            |            |           |           |            |            | 1        | 1          |            |            |           |          | 9           |       |
| ST JOSEPH'S HOSPITAL                               | 3                                     |            |            |            |            |           |           |            |            |          |            |            |            |           |          | 3           |       |
| ST LUKE'S MEDICAL CENTER                           |                                       | 1          |            | 1          |            |           |           |            |            |          | 2          |            |            |           |          | 4           |       |
| ST LUKE'S VINTAGE                                  | 12                                    | 5          | 8          | 1          | 5          | 5         | 4         | 3          | 3          | 1        | 1          | 3          | 3          |           |          | 133         |       |
| ST LUKE'S WOODLANDS                                | 1                                     | 2          | 2          |            |            |           |           |            |            | 5        |            | 2          |            |           |          | 12          |       |
| TEXAS CHILDRENS HOSPITAL                           | 1                                     | 4          |            |            |            |           | 3         | 1          | 1          | 1        | 2          |            |            |           |          | 12          |       |
| TEXAS CHILDRENS THE WOODLANDS CAMPUS               | 5                                     | 1          | 1          | 10         |            | 2         |           | 3          | 3          | 9        | 5          |            | 1          |           |          | 37          |       |
| TEXAS WOMAN'S HOSPITAL                             |                                       | 1          |            |            |            |           |           |            |            |          |            |            |            |           |          | 1           |       |
| TOMBALL REGIONAL HOSPITAL                          |                                       |            |            |            |            |           |           |            |            |          |            |            |            |           |          | 3           |       |
| UNITED MEMORIAL HOSPITAL                           |                                       |            | 1          |            |            |           |           |            |            |          | 1          |            |            |           |          | 2           |       |
| Unspecified                                        |                                       |            |            |            |            |           |           |            |            |          |            |            |            |           | 1        | 1           |       |
| VETERANS AFFAIRS MEDICAL CENTER                    | 1                                     |            |            |            |            |           | 2         | 1          | 170        | 6        | 171        | 213        | 114        | 51        | 1        | 1689        |       |
| <b>Totals</b>                                      | <b>2</b>                              | <b>161</b> | <b>189</b> | <b>198</b> | <b>201</b> | <b>16</b> | <b>17</b> | <b>179</b> | <b>170</b> | <b>6</b> | <b>171</b> | <b>213</b> | <b>114</b> | <b>51</b> | <b>1</b> | <b>1689</b> |       |



**Division**  
Harris County Emerg Corps

# 911 STATISTICS REPORT FOR PERIOD 05-01-21 to 05-31-21

6/10/2021 1:10:01 PM Page 8 of 10

| Disposition                    | DISPOSITION SUMMARY BY UNIT |            |          |            |            |            |            |           |           |            |            |           |            |            |            |            |          | Total       |
|--------------------------------|-----------------------------|------------|----------|------------|------------|------------|------------|-----------|-----------|------------|------------|-----------|------------|------------|------------|------------|----------|-------------|
|                                | D80                         | D901       | HCMD1    | M81        | M92        | M920       | M93        | M930      | M931      | M94        | M940       | M941      | M95        | M96        | M97        | M980       | M99      |             |
| Non-EMS Disposition            | 151                         | 112        | 3        |            |            |            |            |           |           |            |            |           |            |            |            |            |          | 266         |
| Accidental Activation          |                             |            |          | 3          |            |            | 2          |           |           |            |            |           | 2          |            |            |            |          | 7           |
| Alternative Disposition        |                             |            |          | 1          |            | 1          |            |           |           |            |            |           |            |            |            |            |          | 2           |
| Call Cancelled                 |                             |            |          | 5          | 14         | 5          | 9          | 1         | 1         | 6          | 2          |           | 5          | 7          | 6          | 7          |          | 68          |
| Call Cancelled,Call Out of Ter |                             |            |          |            |            |            |            |           |           |            |            |           | 1          |            |            |            |          | 1           |
| Call Cancelled,Call Referred   |                             |            |          | 2          |            |            |            |           |           |            |            |           |            |            |            |            |          | 2           |
| Call Complete                  | 172                         |            |          | 188        | 192        | 192        | 190        | 17        | 19        | 178        | 173        | 7         | 177        | 201        | 112        | 63         |          | 1687        |
| Call Complete,Call Referred    |                             |            |          | 1          |            | 1          |            |           |           |            |            |           | 1          |            |            |            |          | 1           |
| Call Out of Territory          |                             |            |          | 1          |            |            |            |           |           |            |            |           |            |            | 1          |            |          | 4           |
| Call Out of Territory,Disregar |                             |            |          | 1          |            |            |            |           |           |            |            |           |            |            |            |            |          | 1           |
| Call Referred                  | 11                          |            |          | 6          | 10         | 14         | 14         |           | 1         | 1          | 11         |           | 3          | 9          | 2          | 2          |          | 70          |
| Call Unfounded                 | 4                           |            |          | 4          | 5          | 2          | 2          |           | 2         | 1          |            |           |            |            | 2          |            |          | 17          |
| Clear Hospital                 |                             |            |          |            | 1          | 1          | 1          |           |           |            |            | 1         |            |            |            |            |          | 4           |
| Death on Scene                 | 2                           |            |          | 4          | 6          | 2          | 2          |           | 1         | 2          | 3          |           | 1          | 7          | 1          |            |          | 29          |
| Disregard                      | 10                          |            |          | 19         | 10         | 12         | 12         |           | 12        | 10         | 1          | 1         | 7          | 7          | 6          | 9          |          | 103         |
| Disregard by Alarm Co          |                             |            |          | 5          | 2          | 2          | 12         | 1         | 2         | 2          | 1          |           | 2          | 14         | 4          | 2          |          | 49          |
| Fire - Call Complete           | 1                           |            |          |            |            |            |            |           |           |            |            |           |            |            |            |            |          | 1           |
| Fire - False Alarm             |                             |            |          |            |            |            |            |           |           |            |            |           | 1          |            |            |            |          | 1           |
| Fire - Fire Extinguished       |                             |            |          |            |            |            |            |           |           |            |            |           |            |            |            |            |          | 1           |
| Fire - First Responder only    |                             |            |          |            |            |            | 2          |           |           |            |            |           |            | 4          |            |            |          | 6           |
| Fire - Investigated No Hazard  |                             |            |          |            |            |            |            |           |           |            |            |           |            |            |            |            |          | 1           |
| No Medical                     |                             |            |          | 6          | 6          | 1          | 3          | 1         |           | 1          | 5          | 1         | 3          | 5          | 7          | 7          |          | 45          |
| No Medical,No Patient Contact  |                             |            |          |            |            |            |            |           |           |            |            |           |            |            |            |            |          | 1           |
| No Patient Contact             | 2                           |            |          |            |            | 4          |            |           |           |            |            |           | 3          |            | 1          |            |          | 14          |
| Patient Gone on Arrival        | 2                           |            |          | 1          |            |            |            |           | 1         | 1          | 1          |           | 1          | 2          |            |            |          | 8           |
| Public Assist Only             | 1                           |            |          |            |            |            |            |           |           |            |            |           |            |            |            |            |          | 2           |
| Refusal AMA                    | 54                          |            |          | 52         | 20         | 20         | 45         | 3         | 3         | 51         | 36         |           | 40         | 54         | 30         | 31         |          | 419         |
| Refusal Parental               | 10                          |            |          | 7          | 5          |            |            |           | 2         | 4          |            |           | 1          | 3          | 1          | 2          |          | 35          |
| Standby / Special Assignment   |                             |            |          |            |            |            |            |           |           |            |            |           |            |            |            |            |          | 1           |
| Standby / Tactical Team        |                             |            |          | 1          |            |            |            |           |           |            |            |           |            |            |            |            | 1        | 2           |
| Test Call                      |                             |            |          |            |            |            |            |           |           |            |            |           |            |            |            |            |          | 1           |
| Transported                    |                             |            |          |            |            |            | 1          |           |           |            |            |           |            |            |            |            |          | 5           |
| <b>Totals</b>                  | <b>151</b>                  | <b>112</b> | <b>3</b> | <b>289</b> | <b>303</b> | <b>262</b> | <b>296</b> | <b>23</b> | <b>28</b> | <b>264</b> | <b>243</b> | <b>10</b> | <b>252</b> | <b>313</b> | <b>175</b> | <b>131</b> | <b>1</b> | <b>2856</b> |



**Division**  
Harris County Emerg Corps

**911 STATISTICS REPORT FOR PERIOD 05-01-21 to 05-31-21**

| Disposition                    | NO TRANSPORT DISPOSITION SUMMARY BY UNIT |            |           |            |          |           |           |           |          |           |            |           |           |       |  |            | Total |
|--------------------------------|------------------------------------------|------------|-----------|------------|----------|-----------|-----------|-----------|----------|-----------|------------|-----------|-----------|-------|--|------------|-------|
|                                | M91                                      | M92        | M920      | M93        | M930     | M931      | M94       | M940      | M941     | M95       | M96        | M97       | M980      | Total |  |            |       |
| Accidental Activation          | 3                                        |            |           | 2          |          |           |           |           |          |           |            |           |           |       |  | 7          |       |
| Alternative Disposition        |                                          | 1          |           | 1          |          |           |           |           |          | 2         |            |           |           |       |  | 2          |       |
| Call Cancelled                 | 5                                        | 14         | 5         | 9          | 1        | 1         | 6         | 2         |          | 4         | 7          | 6         | 3         |       |  | 63         |       |
| Call Cancelled,Call Out of Ter |                                          |            |           |            |          |           |           |           |          | 1         |            |           |           |       |  | 1          |       |
| Call Cancelled,Call Referred   | 2                                        |            |           |            |          |           |           |           |          |           |            |           |           |       |  | 2          |       |
| Call Complete                  | 10                                       | 6          | 4         | 3          | 1        | 2         | 3         | 10        | 1        | 9         | 4          | 3         | 6         |       |  | 62         |       |
| Call Complete,Call Referred    |                                          |            |           |            |          |           |           |           |          | 1         |            |           |           |       |  | 1          |       |
| Call Out of Territory          | 1                                        | 1          |           |            |          |           |           |           |          |           |            | 1         | 1         |       |  | 4          |       |
| Call Out of Territory,Disregar |                                          |            |           |            |          |           |           |           |          |           |            |           |           |       |  | 1          |       |
| Call Referred                  | 11                                       | 5          | 10        | 14         |          | 1         | 1         | 11        |          | 3         | 9          | 2         | 2         |       |  | 69         |       |
| Call Unfounded                 | 4                                        |            | 5         | 2          |          | 2         | 1         |           |          |           |            | 2         | 1         |       |  | 17         |       |
| Death on Scene                 | 2                                        | 4          | 6         | 2          |          | 1         | 2         | 3         |          | 1         | 7          | 1         |           |       |  | 29         |       |
| Disregard                      | 9                                        | 19         | 10        | 12         |          |           | 12        | 10        | 1        | 7         | 7          | 6         | 9         |       |  | 102        |       |
| Disregard by Alarm Co          |                                          |            |           |            |          |           |           |           | 1        |           |            |           |           |       |  | 3          |       |
| Fire - Call Complete           | 5                                        | 2          | 2         | 12         | 1        | 2         | 2         | 1         |          | 2         | 14         | 4         | 2         |       |  | 49         |       |
| Fire - False Alarm             | 1                                        |            |           |            |          |           |           |           |          |           |            |           |           |       |  | 1          |       |
| Fire - Fire Extinguished       |                                          |            |           |            |          |           |           |           |          | 1         |            |           |           |       |  | 1          |       |
| Fire - First Responder only    |                                          |            |           |            |          |           |           |           |          |           | 3          |           |           |       |  | 5          |       |
| Fire - Investigated No Hazard  |                                          |            |           |            |          |           |           |           |          |           |            |           |           |       |  | 1          |       |
| No Medical                     | 6                                        | 6          | 1         | 3          | 1        |           | 1         |           | 1        | 3         | 5          | 7         | 7         |       |  | 45         |       |
| No Medical, No Patient Contact |                                          |            |           |            |          |           |           |           |          |           |            |           |           |       |  | 1          |       |
| No Patient Contact             | 2                                        |            | 4         |            |          | 1         | 1         |           |          | 3         |            | 1         | 2         |       |  | 14         |       |
| Patient Gone on Arrival        | 2                                        | 1          |           |            |          |           | 1         | 1         |          | 1         | 2          |           |           |       |  | 8          |       |
| Public Assist Only             | 1                                        |            |           |            |          |           |           |           |          |           |            |           |           |       |  | 2          |       |
| Refusal AMA                    | 54                                       | 52         | 20        | 45         | 3        | 3         | 51        | 36        |          | 40        | 53         | 30        | 31        |       |  | 418        |       |
| Refusal Parental               | 10                                       | 7          | 5         |            |          |           | 2         | 4         |          | 1         | 3          | 1         | 2         |       |  | 35         |       |
| Standby / Special Assignment   |                                          | 1          |           |            |          |           |           |           |          |           |            |           |           |       |  | 1          |       |
| Standby / Tactical Team        |                                          |            |           |            |          |           |           |           |          |           |            |           |           |       |  | 1          |       |
| Test Call                      |                                          |            |           |            |          |           |           |           |          |           |            |           |           |       |  | 1          |       |
| Transported                    |                                          |            |           |            |          |           |           |           |          | 4         |            |           |           |       |  | 5          |       |
| <b>Totals</b>                  | <b>126</b>                               | <b>122</b> | <b>73</b> | <b>108</b> | <b>7</b> | <b>11</b> | <b>89</b> | <b>80</b> | <b>3</b> | <b>83</b> | <b>114</b> | <b>66</b> | <b>69</b> |       |  | <b>951</b> |       |



Division

Harris County Emerg Corps

# 911 STATISTICS REPORT FOR PERIOD 05-01-21 to 05-31-21

6/10/2021 1:10:01 PM Page 10 of 10

## MUTUAL AID PROVIDED BY YOUR DISTRICT

| Incident ID | Date       | Time     | Unit | Problem                       | Provided To          | Map       | Call Disposition        |
|-------------|------------|----------|------|-------------------------------|----------------------|-----------|-------------------------|
| 21-05-21500 | 05/01/2021 | 23:43:21 | M93  | 31D4 UNCONSCIOUS PARTY        | CC-Cypress Creek EMS | 371R      | CALL COMPLETE           |
| 21-05-21644 | 05/02/2021 | 20:17:19 | M96  | UNKNOWN PROBLEM               | CC-Cypress Creek EMS | 370U      | CALL REFERRED           |
| 21-05-21751 | 05/03/2021 | 10:55:13 | M93  | 32B2 UNKNOWN PROBLEM          | CC-Cypress Creek EMS | 370U      | CALL CANCELLED          |
| 21-05-21786 | 05/03/2021 | 14:02:55 | M91  | MEDICAL ALARM                 | CC-Cypress Creek EMS | 331R      | NO MEDICAL              |
| 21-05-22048 | 05/05/2021 | 04:13:57 | M99  | Tactical Medical Response     | HC-Agency Unknown    | 366C      | STANDBY / TACTICAL TEAM |
| 21-05-22128 | 05/05/2021 | 16:04:36 | M940 | 17A01 INJ. PARTY FROM A FALL  | HC-Agency Unknown    | 375D      | CALL COMPLETE           |
| 21-05-22182 | 05/05/2021 | 21:07:54 | M980 | PSYCHIATRIC                   | Atascocita FD        | 377H      | CALL CANCELLED          |
| 21-05-22281 | 05/06/2021 | 14:51:20 | M93  | 31D4 UNCONSCIOUS PARTY        | CC-Cypress Creek EMS | 371Q      | CALL COMPLETE           |
| 21-05-22491 | 05/07/2021 | 17:20:50 | M92  | 26C01 MEDICAL CALL            | HC-Agency Unknown    | NOT FOUND | CALL COMPLETE           |
| 21-05-22774 | 05/09/2021 | 00:26:57 | M94  | 29B01Y MOTOR VEHICLE ACCIDENT | Northwest EMS        | 288Y      | DISREGARD               |
| 21-05-23084 | 05/10/2021 | 08:46:08 | M97  | 17B01G INJ. PARTY FROM A FALL | HC-Agency Unknown    | 376E      | CALL OUT OF TERRITORY   |
| 21-05-23048 | 05/10/2021 | 15:29:02 | M95  | ALLERGIC REACTION             | CC-Cypress Creek EMS | 332K      | CALL COMPLETE           |
| 21-05-23333 | 05/12/2021 | 08:22:14 | M97  | 69D60 RESIDENTIAL FIRE        | Atascocita FD        | 377J      | FIRE - CALL COMPLETE    |
| 21-05-23469 | 05/13/2021 | 07:11:53 | M93  | MEDICAL CALL                  | CC-Cypress Creek EMS | 371R      | CALL COMPLETE           |
| 21-05-23511 | 05/13/2021 | 12:32:33 | CHP1 | UNKNOWN PROBLEM               | Westfield FD         | 414S      | CALL COMPLETE           |
| 21-05-23652 | 05/14/2021 | 10:27:23 | M95  | 26A2 MEDICAL CALL             | CC-Cypress Creek EMS | 333C      | CALL COMPLETE           |
| 21-05-23867 | 05/15/2021 | 18:13:53 | M97  | MOTOR VEHICLE ACCIDENT        | Atascocita FD        | 376M      | REFUSAL AMA             |
| 21-05-24145 | 05/17/2021 | 13:43:24 | M91  | 29B01U MOTOR VEHICLE ACCIDENT | CC-Cypress Creek EMS | 292B      | NO MEDICAL              |
| 21-05-24497 | 05/19/2021 | 10:54:30 | CHP1 | 26A01 MEDICAL CALL            | Eastex FD            | 374W      | CALL COMPLETE           |
| 21-05-24642 | 05/20/2021 | 04:10:52 | M94  | PSYCHIATRIC                   | HC-Agency Unknown    | 375S      | PATIENT GONE ON ARRIVAL |
| 21-05-24656 | 05/20/2021 | 07:03:02 | M91  | 6E01 RESPIRATORY              | HC-Agency Unknown    | NOT FOUND | CALL COMPLETE           |
| 21-05-25160 | 05/23/2021 | 05:46:39 | PPE  | 26C02 MEDICAL CALL            | Eastex FD            | 374Z      | REFUSAL AMA             |
| 21-05-25375 | 05/24/2021 | 12:10:17 | M94  | CARDIAC                       | HC-Agency Unknown    | 336W      | CALL COMPLETE           |
| 21-05-25892 | 05/27/2021 | 11:49:06 | 9912 | 6D01 RESPIRATORY              | Eastex FD            | 375L      | CALL COMPLETE           |
| 21-05-26364 | 05/30/2021 | 14:01:18 | M920 | FULL ARREST                   | CC-Cypress Creek EMS | 293Y      | DEATH ON SCENE          |
| 21-05-26380 | 05/30/2021 | 15:43:44 | M92  | MOTOR VEHICLE ACCIDENT        | CC-Cypress Creek EMS | 331V      | DISREGARD               |

Total Mutual Aid Responses Provided By Your District: 26

## MUTUAL AID PROVIDED TO YOUR DISTRICT

\*\* None Received \*\*



# ANNUAL REPORT 2020



2020 was a year like no other. The COVID-19 Pandemic affected people globally, and we are still living in a world of mask-wearing and sanitizing stations. Our organization changed, I believe, for the better. We overcame obstacles, and our remarkable team worked together like never before. The ESD Commissioners were extremely supportive of our crews for this once-in-a-lifetime event, and we are grateful for their generosity.



Our 9-1-1 call volumes were drastically reduced for the first few months of 2020. Almost immediately, PPE was on a national shortage. HCEC preserved our resources and did not suffer any PPE shortage. Employees were never in jeopardy for not having protective equipment.

Then COVID infection rates started increasing, which elevated our 9-1-1 call volume to exceed any previous record in history.

## **We overcame obstacles, and our remarkable team worked together like never before.**

During the time of significant volume increases, employees got the virus. Other staff stepped up to fill needed roles. With events on indefinite hold, event staff helped fill in additional ambulances for COVID response. Field staff took a place in dispatch to help screen calls. The Dispatch Center and field staff worked hand-in-hand to make sure the calls were made appropriately with the right precautions.

During all of this, we were able to open two new stations. The ESD Commissioners worked hard to procure and construct Station 92 and Station 94 for us. We also retained ACE Accreditation, CAAS Accreditation, and Gold Plus Achievement from the American Heart Association.

I would like to thank each person involved for your commitment to our organization and the community we serve. I appreciate the work you do each and every day. To the HCESD #1 Commissioners and the HCEC Boards, thank you for continuing to support HCEC and our outstanding staff.

Dispatch developed a COVID call triage which allows staff to ask certain questions to screen all 911 calls for a possible COVID positive patient so the EMS Crews will be able to better prepare for the patient contact by having proper PPE.

Part-time staff were added to the roster to help relieve the burden of the regular full-time staff due to the COVID situation.

## Dispatch developed a COVID call triage to better prepare for patient contact.

The Communications back-up center at new Station 94 was tested and verified functional with a live test including 9-1-1 calls and radio operations. All systems are tested frequently in the event the back-up center needs to be staffed at any time. Laptops from Greater Harris County 911 allow us to take 911 calls and create an independent operation from the main dispatch center.

IP station alerting at HCEC Stations was implemented. This is a dedicated circuit directly to the station via fiber connectivity from the dispatch center. It is monitored remotely and can alert the IT Department and Dispatch if the connection is broken.

During 2020 and COVID, Dispatch maintained IAED Medical ACE for each quarter of 2020.

HCEC prides itself on having the largest dedicated professional Special Events service in Harris County.

Consistently providing EMS and First Aid coverage for more than 850 events a year since 2014, we were on track to do the same in 2020. In January 2020, a meeting was held for the upcoming Houston Livestock Show and Rodeo Show in March, attended by HLSR representatives, Houston Health Department, ASM-Global, and HCEC.

This was a small meeting with about 10 attendees at one conference table, the participants were less than 6 feet apart and masks were not a "thing".

included the implementation of peak BLS units and dedicated EMS personnel in COVID call screenings, to be staffed by part-time personnel.

A process to bring event personnel in to cover attendant shifts on 911 units helped reduce system strain and provide continued employment within our organization.

Even within the backdrop of COVID-19, special events continued post-March 2020. Through planning, implementation, and lots of COVID testing—and with a special "thank you" to the Astros team medics, Dynamo and Dash team medics, and the Texans field crew medics.

## A process to bring event personnel in to cover attendant shifts on 911 units helped reduce system strain and provide continued employment within our organization.

### EVENT SERVICES

**2019 TOTAL**  
Special Event Hours only:  
**26,639**

**2020 TOTAL**  
Special Event Hours only:  
**11,609**

**2020 TOTAL**  
Operations Hours  
(911 + Communications):  
**14,404**

At the meeting, the topic of "COVID-19" was discussed, not to great lengths, but in enough detail that contingencies would need to be made in the case a positive case would "pop-up" at rodeo... that the ramifications could be severe and the possibility existed of rodeo being cancelled.

#### How It's Going


We all know how this turned out in March 2020... a positive case was tracked back to rodeo, the decision was made to cancel the remainder of the HLSR, and all major sporting events in Harris County followed thereafter.

Adjusting to the reality of having the largest employee base dedicated to Special Events with no events to cover, and the real possibility that our part-time event personnel would not be available to work events when "normal" returned, strategic changes were made. Faced with planning for the repercussions of the COVID-19 pandemic in our service area, system changes were made which

#### EMS/First Aid coverage:

- 38 Houston Astros games and practices
- 11 Houston Texans games, wild cards, and scrimmages
- 11 Houston Dynamo/Houston Dash soccer matches
- 13 High School football games and track meets
- 3 College football games
- 18 Days of Early voting and Ballot operations at NRG Arena
- 3 Monster Energy Supercross shows
- 7 Monster Jam shows

Though 2020 saw HCEC Special Events operate with a reduction in event coverage, for the events we did cover we did so safely and without detriment to the quality in service that our clients and patients expect. Through our experiences in 2020 we are prepared for 2021 with numerous events including Memorial Hermann COVID Vaccination Drive-through events, Houston Sabercoats rugby, Houston Astros baseball, Spring Nutcracker Market at NRG Center, and Houston Texans football.



At the tail end of 2019, unaware of what 2020 would bring, Logistics secured a three-year pricing contract for medical supplies. In the past, this was done on an annual basis and required a fair amount of time completing.

In February, Logistics assisted with placing three new ambulances in service by stocking the units and ensuring their readiness. We were also able to work with the events division ensuring their units were fully stocked and ready for the annual City of Houston inspections.



# LOGISTICS

## The Logistics Department purchased a large volume of N95 Masks and PPE Suits due to the uncertainty of the supply chain and ensure the ability to continue to operate as normal.

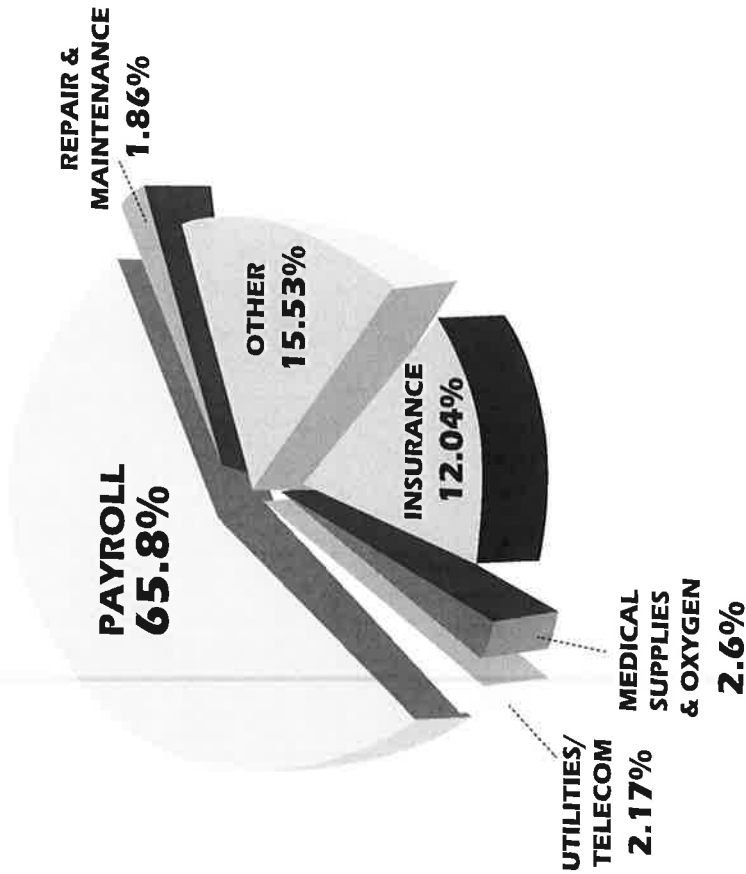
In March, with the onset of COVID-19 and shutdowns, Logistics purchased a six-month supply of our most utilized items. This was done with the uncertainty of what the supply chain would look like and ensure the ability to continue to operate as normal. We also purchased a large volume of N95 masks and PPE suits. Over the remaining part of the year, our PPE supply was maintained through Amazon's new COVID division, as well as SETRAC and Texas Department of Emergency Management.

All of the annual inspections and routine PMs were completed within a 1-2 day time frame. This allows us to bring the in-service ambulances in just once per year reducing the total out of service time.



# BY THE NUMBERS


## 2020 EXPENSES



Average Collection Per Transport: **\$314**







Completion of station 92, 94, and 97's crew will move in early 2021.

Ambulances 1901, 1902, and 1903 were remounted and serviced. A total of 11 new ambulances were purchased and will be in service early 2021.

Completed the move-in for the new stations 92 and 94.



# MAINTENANCE

## & INFRASTRUCTURE

**Completion of station 92, 94, and 97.  
A total of 11 new ambulances were  
purchased and are in service.**




Remodeled break room at our headquarters

Repainted the exterior of our headquarters  
Implemented new camera safety system  
for the ambulances

Turned a used Tahoe into a high water  
vehicle for use during floods

Installed a new exterior sign for ESD #1



The HCEC Community Outreach Team continued to offer several programs and services to families in our local community in 2020. One we are extremely proud of is our New Parents program, which successfully graduated seven families from Parenting classes that started in February.

In addition, our Child Passenger Safety Technicians participated in several car seat events early this year and performed free inspections throughout the area to monitor the safety of our youngest residents. Technicians ensure caregivers have the correct child passenger safety seat for their child and know how to install the seat correctly. HCEC sent five additional employees to become certified as Child Passenger Safety Technicians this year in order to continue growing this program.



# COMMUNITY

# RELATIONS



## Five additional employees to become certified as Child Passenger Safety Technicians this year in order to continue growing this program.

In partnership with Alaine ISD and Harris County Public Health, HCEC participated in career and health fairs, and taught Injury Prevention classes to students and members of our community through both in-person and virtual classes. Our Explorer Student program also gave back to the community by volunteering in 2 events over the summer distributing food and school supplies to families in need, while enjoying fellowship with those in their community.

In October, HCEC participated in a Halloween Parade through the neighborhoods with some of our local business partners in order to bring some fun back to the families of the district. Our Community Outreach Team truly enjoys working with families and business partners in the community and looks forward to offering even more programs in the future.



2020 was truly an unprecedented year filled with an array of obstacles that challenged the workplace as we know it. Not only the HR department, but the entire Administrative team had to find ways to operate within this new normal and still produce successful results. Even though we were under work from home sanctions, the needs of the business were still existent, especially staffing. With limited in person contacts, we embraced technology to keep us moving forward.

ahead of time to assist our department definitely helped contribute to our success in 2020.

### Employee Engagement

In 2020 the position of the Employee Engagement Coordinator was implemented to support Employee Recruitment and Retention efforts, and focus on employee engagement activities. This position serves as the primary contact for new hires in the Onboarding process and facilitates existing employee needs, while working under the

## 2020 was an unprecedented year filled with obstacles that challenged the workplace.

Through numerous development hours and the hard work of our Special Projects Coordinator, the implementation of additional modules in our NeoGov platform allowed HCEC to automate our extensive hiring process. New features such as online job postings, applicant tracking, eForms, and a new employee portal expedited our ability to hire and streamlined the onboarding process. HR participated in numerous training sessions to learn and customize the system and also added Zoom video conferencing to our new process in order to conduct interviews and ensure social distancing. In addition, with the use of the Aflac AT Work portal, our open enrollment period ran smoothly and as planned. The measures that were taken

joint supervision of the Vice President of Administration and the Vice President of Clinical Services.

Due to COVID-19, there were many changes needed to maintain the morale of our staff and meet our staffing needs. Through the use of Zoom video conferencing to conduct the New Employee Orientation Program (NEOP), we were able to increase the frequency of the orientation program and accommodate the hiring of multiple EMTs for our new BLS units.

Since in person events were not possible, during EMS week employees were recognized with personalized thank you notes provided by children in the



# ADMINISTRATION

continued

community, and recognition signs were placed in the front yard of each employee's home thanking them for their service. In October, we focused on Breast Cancer Awareness fundraising efforts with our annual employee designed T-shirt competition. Through an online T-shirt sales campaign and a raffle for two themed quilts, 2020 was HOEC's most successful year, raising \$6000 which was donated to The Rose. In November, HOEC also implemented quarterly blood drives, with our first blood drive producing 25 successful donors, saving 75 lives at local hospitals.

Throughout 2020, innovation and technology has been an integral part of maintaining employee engagement during the times of social distancing. With this in mind, we also increased our Social media presence showcasing the efforts of our crews, administration, and Board throughout the COVID-19 pandemic.

## Finance

The Finance team comprises Accounts Payable, Accounts Receivable, and Payroll. While these are our 3 major roles, we are also responsible for internal financial audits, proper account allocations, and financial acuity to ensure HOEC is in good financial standing to operate efficiently. This year brought its share of challenges, keeping us focused on our financial health and integrity. Audits, the standard for which accounting is

held, still needed to be completed to ensure compliance. We had a successful external worker's compensation, 401k, and most importantly, annual financial audit by our CPA firm, in cooperation with other departments, we helped complete 2 Grants that will be used to better serve our community. The accounting team implements and monitors the yearly budget, which helps inform corresponding departments. We also generate financial reports which provide financial transparency between the HCEC and ESD-1 boards, and validates our commitment to the community.

## Compliance

With numerous changes because of COVID-19, the need to monitor our finances, business processes, and education was paramount. Through internal reviews and departmental collaboration on policy changes, absence tracking, supply acquisition, training needs, and infectious disease prevention, HOEC worked tirelessly to ensure the safety of our employees, our support teams, and the community.

Through funding awarded to HCEC under the CARES Act, we were able to provide Hazard Pay for our staff, allow employees paid time off for COVID related illnesses or exposures without requiring the use of vacation hours, and offset costs associated with the increased need and expense of Personal Protective Equipment (PPE).

# CERTIFIED



CAAS Accredited EMS agencies are optimally positioned to address the innumerable challenges facing EMS today. This includes tough issues such as risk management, legal requirements, fiscal accountability, and patient safety. CAAS accreditation tells the community that your EMS agency cares enough to meet the "Gold Standard".

—Kathy J. Blumsted, MEd, MPH, FACHE, University of Texas, Southwestern, Dallas, TX  
Professor, Department of Emergency Medicine, Director, EMS Fellowship Program,  
EMS Medical Director



ACE Accreditation sets us apart worldwide and across the United States. Only 128 out of approximately 6,000 dispatch centers in the United States are ACE Accredited.

Our Communications team worked together to achieve this accreditation and we are all proud of the work they do every day to make HCEC one of the best in the world.


## 2020

### Mission: Lifeline®



American Heart Association's Mission: Lifeline® EMS Gold Plus Award for Implementing quality improvement measures for the treatment of patients who experience severe heart attacks.

The award is the highest achievement through the American Heart Association for EMS agencies and it is the second consecutive year HCEC has achieved this designation.



# CLINICAL SERVICES

## The Clinical Services Department acted swiftly and creatively to implement a tactical and real-time response to COVID-19.


The Clinical Services Department acted swiftly and creatively to implement a tactical and real-time response to COVID-19. Communication strategies were developed with crews and updates were implemented utilizing multiple platforms such as Zoom, Microsoft Teams, and Monday.com. During the peak of the pandemic, the team was focused on creating policies, communicating protocols on the website daily, and guiding crew decision making with high-risk patients. The team also participated in regional and state-wide stakeholder calls to develop best practices with a focus on addressing the COVID-19 pandemic.

Along with a COVID-19 response, Clinical Services developed and released the 2020 Clinical Operating Guidelines and 2020 FRO (First Responder Organization) Guidelines, completed three In-Charge Academies, and integrated quarterly cadaver lab trainings for paramedics to review high-risk/low-frequency medical procedures.

Another major achievement was the implementation of the FirstWatch system. The program consists of a software package that helps improve the quality improvement process by converting raw data into meaningful information, helping HCEC improve situational awareness, operational performance, and patient outcomes in real time.

A system of BLS units and response plans were implemented to augment the EMS system during periods of heavy call volume.


The Community Health Paramedic program managed over 75 referrals and introduced a Nurse Health Line. Collaboration efforts were made with six EMS services for current and future MIH-CHP programs.



# COVID 19

**Our staff was among the first healthcare providers in Houston to get vaccinated so that we could better support our community.**


## IMPACT



When COVID was declared a pandemic in 2020, it took healthcare providers, including HCEC by surprise.

Fortunately, HCEC had a stockpile of PPE to begin with. Our team immediately began the process of procuring more PPE through any means we could. The education staff immediately began training our providers on the proper use of PPE. HCEC asked non-essential employees to work from home to minimize the risk of exposure to our field and dispatch staff. Early in the pandemic, HCEC noticed a large drop in call volume because citizens were afraid to go to the hospital. As a result, we saw more out of hospital deaths and CPR cases than any time in our history. Throughout the pandemic, our call volume returned to normal and eventually grew to record numbers, which we are still experiencing. We are proud of our staff that took the proper precautions to stay healthy.

Our staff was among the first healthcare providers in Houston to get vaccinated so that we could better support our community.



### CORONAVIRUS IMPACT

**210K+**  
in N95 masks



**\$120K**  
in compensated employee  
leave (outside of PTO)



**7194**  
Calls screened with  
positive COVID symptoms

