



HARRIS COUNTY EMERGENCY SERVICES DISTRICT #1

BOARD OF COMMISSIONERS
REGULAR MEETING

Meeting Date: Tuesday, February 23, 2021
Meeting Time: 9:00 a.m.
Posting Date: Friday, February 12, 2021

Location: VIA TELECONFERENCE
281-612-4887

AGENDA

- 1. Call to order
2. Moment of Silence and Pledge of Allegiance
3. Roll Call of Commissioners
4. Adoption of agenda
5. Open Forum\*
6. Open Comments from the Board of Commissioners
7. Review and possibly approve all Meeting Minutes
8. Report from Building Committee
9. Possible action on Building Committee report
10. Discuss and possibly approve the Morton Accounting Services' monthly report and authorize payment of bills
11. Possible action on The Morton Accounting Services' monthly report
12. Discuss and possibly approve engagement letter for 2020 audit
13. Harris County Emergency Corps Report (JH)
14. Possible action on Harris County Emergency Corps Report
15. Adjourn to closed session
a. Meeting closed for the purposes to deliberate the appointment, employment, evaluation, reassignment, duties, discipline, or dismissal of a public employee, up to and including Commissioners, Executive Director, Director(s) and potential appointees to the Board of Commissioners - Tex. Gov't Code § 551.074(a) (1).
b. Confer with attorney re: pending or threatened litigation - Tex. Gov't Code § 551.071(1) (A).
c. Receive advice from attorney regarding legal issues - Tex. Gov't Code § 551.071(2).
d. Discussion regarding the purchase, exchange, lease, or value of real property - Tex. Gov't Code § 551.072.
16. Possible action on closed session
17. Announce next Board meeting
18. Adjourn

APPROVED
Document approved by Harris County ESD-1
Board of Commissioners
By a Majority Vote
2-23-21 (Date)
Shirley L. Reed
President of ESD-1

HARRIS COUNTY EMERGENCY SERVICES
DISTRICT #1

Caryn Papantonakis
Attorney for the District



SEAL

\*Persons wishing to speak before the board may speak one time only and will be limited to 5 minutes per speaker



Harris County Emergency Services District 1  
2800 Aldine Bender Road  
Houston, Texas 77032

**REGULAR BOARD MEETING  
February 23, 2021  
ROLL CALL OF COMMISSIONERS**

- CATHY SUNDAY, PRESIDENT
- SHIRLEY REED, VICE PRESIDENT
- FRED SCIBUOLA, TREASURER
- VIRGINIA BAZAN, SECRETARY
- PETE SERNA, ASSISTANT TREASURER
- CARYN PAPANTONAKIS, LEGAL COUNSEL TO BOARD
- MELISSA MORTON, CPA TO THE BOARD

~~~~~

- JEREMY HYDE, HCEC PRESIDENT
- HEATH WHITE, HCEC VP OF OPERATIONS
- KEIR VERNON, HCEC VP OF ADMINISTRATION
- MARK SMITH, HCEC GENERAL COUNSEL



Harris County Emergency Services District 1  
2800 Aldine Bender Road  
Houston, Texas 77032

**REGULAR BOARD OF COMMISSIONERS MEETING**  
**February 23, 2021**  
**SIGN-IN SHEET**

John Niche - Agcm



APPROVED

Document approved by Harris County ESD-1

Board of Commissioners

By a Majority Vote

on 2-23-21 (Date)

Harris County Emergency Services District 1

2800 Aldine Bender Road

Houston, Texas 77032

Page 1 of 2

Shirley Reed (Signature)
President of ESD-1
Secretary of ESD-1

HARRIS COUNTY EMERGENCY SERVICES DISTRICT #1
BOARD OF COMMISSIONERS
REGULAR MEETING
MINUTES – January 26, 2021

- 1. Call to Order: Shirley Reed called the meeting to order at 9:03 am.
2. Moment of Silence and Pledge of Allegiance: Shirley Reed called for a moment of silence at 9:04. The Pledge of Allegiance was excluded due to the meeting being a conference call.
3. Roll Call of Commissioners: Present at call to order were HCESD-1 Commissioners, Vice President Shirley Reed, Secretary Virginia Bazan, Treasurer Fred Scibuola, Asst. Treasurer Pete Serna, and Melissa Morton with Morton Accounting Services along with Legal Counsel Caryn Papantonakis. Also present were Harris County Emergency Corps (HCEC) personnel: President Jeremy Hyde, Vice President Heath White, Vice President of Administration Keir Vernon and Executive Administrative Asst. Michelle Sterling. Guests present were John Nuche and Amos Byington with AGCM.
4. Adoption of Agenda: Fred Scibuola made a motion to adopt the agenda as presented. Motion carried.
5. Open Forum: None.
6. Open Comments from the Board of Commissioners: Mr. Pete Serna stated that the policy with VFIS was renewed. Property rate went up to \$62,000 which was less than budgeted. There is no personal contents coverage with this policy; however, Jeremy Hyde stated that personal contents is covered by HCEC's policy.
7. Review and possibly approve all Meeting Minutes: Motion to approve all meeting minutes as presented was made by Fred Scibuola. Seconded by Pete Serna. Motion carried.
8. Report from Building Committee: John Nuche gave the report as follows: Station 97 received approval for the Certification of Occupancy. The walk through between Martinez Architects and Construction Masters is on Friday morning at 8:00 am. They are working with commissioning agent to complete commissioning and should wrap that up in the near future. Mr. Hyde stated that Logistics, Maintenance, and IT have been at Station 97 and their jobs have been completed and are ready for move-in on Friday. The washer and dryer have been installed. Mr. Hyde stated that there are continued HVAC issues at station 92/94 and he has spoken to Justin and he will be sending a crew to complete any issues. AGCM has offered their assistance in any completion of issues as well.
9. Possible action on Building Committee report: None.
10. Approve The Morton Accounting Services' monthly report and authorize payment of bills: Melissa Morton gave the report as follows: At the beginning of December the Harris County Emergency Services District No 1 (HCESD No 1) beginning Operating Fund Balance was \$8,855,161. During the month, HCESD No 1 received \$1,843,465 in revenue – the majority of which came from the county tax receipts. HCESD No 1 processed \$1,761,759 in disbursements during the month. 85% of this balance is a payment to HCEC for the monthly invoices related to Contract Revenue (\$1,344,952). The ending balance as of December 31, 2020 is \$8,936,868. The invoices pending board approval total \$72,788. Note that some of the monthly invoices were missing and may appear after the distribution of these financial statements. These financials are not final as there will be adjusting entries and modifications for year end in preparation and review for the audit.

The investment report is as follows: The beginning balance in October was \$693,294.06. Interest received in October totaled \$75.94, November at \$68.06, and November at \$51.41. She will be moving \$500,000 to Prosperity Bank due to interest. Interest rate at Prosperity Bank is .35%. The ending balance as of December 31, 2020 was \$693,489.47. County tax deposits are going to the money market account. In addition to the reports, Mrs. Morton discussed the QuickBooks software. She currently uses the enterprise version of QuickBooks. She did an update to that version however QuickBooks does not support the 2017 version anymore. The IRS changed the 1099 system which poses a problem because QuickBooks is an older version. She can downgrade the software and move to a lower version of QuickBooks without an annual subscription. This would be done through a 3<sup>rd</sup> party for the amount of \$249.00. Software would be \$500 per year instead of \$1200 per year. Melissa states that security should stay the same. The 2<sup>nd</sup> option is to upgrade entirely. Melissa states that both options will work. The Board members agreed to downgrade and transfer information. Motion to approve the monthly report and payment of bills was made by Pete Serna. Motion carried.

11. **Possible action on The Morton Accounting Services' monthly report:** Motion to approve the Investment report and move \$500,000 was made by Pete Serna. Motion carried. Motion was made to approve paying \$249 to convert QuickBooks software to a downgraded version of QuickBooks with annual subscription of \$499.95 was made by Fred Scibuola. Motion carried. Motion for Morton Accounting to pay Interbelt \$6000 annual fee via their website online was made by Fred Scibuola. Motion carried.
12. **Discuss and possibly approve publication of Notice of District Administration Office Address (by Jan 31<sup>st</sup>):** The notice was provided by Mrs. Morton for the Board to review. The address to be published is 2800 Aldine Bender Rd., Houston, TX 77032. Mrs. Papantonakis stated that according to new legislation we must post the address to the administration office. The notice will be posted in the Houston Chronicle for one day. The amount to post is \$694.01. Motion to approve publication Notice of District Administration Office Address and approve \$694.01 was made by Pete Serna. Motion carried.
13. **Harris County Emergency Corps Report:** HCEC report was given by Mr. Hyde as follows:
  - HCEC responded to 1786 911 calls this month, compared to 1730 in the previous month. Response time is 8:11.
  - HCEC is utilizing Houston Methodist Hospital for the COVID vaccination of our staff. As of today, we have had approximately 110 people get vaccinated.
  - HCEC will be working out of Station 97 is next week.
  - HCEC is preparing for our annual financial audit. We expect this to go smoothly as normal.
  - HCEC received all of the new ambulances and are now working on graphics and electronics.
  - Ambulance Failures: 14 (0 during response/patient care)
  - Fleet Accident: 4 (all minor)
14. **Possible action on Harris County Emergency Corps Report:** None.
15. **Adjourn to closed session:** None.
16. **Possible action on closed session:** None.
17. **Announce next Board meeting:** The Regular Board of Commissioners meeting will be held on Tuesday, February 23, 2021 at 9:00 am.
18. **Adjourn:** Fred Scibuola made a motion to adjourn. Motion carried. Meeting adjourned at 10:07 am.



**HOUSTON**  
3200 Wilcrest Drive  
Suite 100  
Houston, TX 77042  
Ofc 713/ 316-4506  
www.agcm.com

February 23, 2020

Harris County Emergency Corps  
Attn. Jeremy Hyde  
2800 Aldine Bender Rd.  
Houston, TX

Dear Jeremy:

SUBJECT: February 2021 Board Update - Station 97

**Project Progress:**

92/94 - WARRANTY ITEMS:

92/94 – Remaining HVAC issues have been addressed by Construction Masters

EMS 97 – Updates

97 – Substantial Completion Punchlist was walked by Construction Masters, Martinez Architects, and Harris County on January 29<sup>th</sup>. Some remaining items were noted during the walk. As of this week all open items have been completed with the exception of exterior signage, which was to be completed the week before last but postponed due to the weather. Update on completion is pending with the contractor.

97 – Deficient Testing and Balancing items were completed. Final equipment startup commissioning was scheduled for last week, but postponed due to the freeze. Rescheduling is pending.

**Project Hurdles:**

N/A

**Project Schedule:**

92/94 - Warranty Period.

97 – Punchlist completion. Equipment startup.

**Project Costs:**

*EMS 97 – Duke Systems to install pedestal mount and EZ-Tag reader at ESD 10 gate (unknown). Work is completed and final pricing is expected this week.*



**APPROVED**  
 Document approved by Harris County ESD-1  
 Board of Commissioners  
 By a Majority Vote  
 on 2-23-21 (Date)

*Shirley Beegle*  
 President of ESD-1  
*[Signature]*  
 Secretary of ESD-1

P.O. Box 1587 – Pearland, Texas 77588 – 281/997-2640 – Fax: 281 / 485-4702

Project: Allowance Expenditure Authorization – Contingency Allowance  
 HCESD No 1 EMS 97  
 Date: 02/23/21  
 Request No: AER-OC-015  
 To: AG/CM & Martinez Architects

Construction Masters is proposing to make the following changes to the **Contingency** Allowance for the EMS 97 project:

Description: Gate EZ Tag System

| Item         | Cost               |
|--------------|--------------------|
| Duke System  | \$ 7,965.82        |
|              |                    |
|              |                    |
| <b>Total</b> | <b>\$ 7,965.82</b> |

|                                                                 |                  |
|-----------------------------------------------------------------|------------------|
| Beginning Balance                                               | \$ 55,000.00     |
| Amount of Allowance Expenditures Previously Approved            | \$ 46,650.01     |
| Balance Prior to this Authorization                             | \$ 8,349.99      |
| If approved, the allowance balance will decrease by this amount | \$ 7,965.82      |
| <b>New Allowance Balance</b>                                    | <b>\$ 384.17</b> |

Reason: Owner Requested  
 Attachments: Duke System

Approvals

\_\_\_\_\_  
 Owner

\_\_\_\_\_  
 Architect/ Engineer/ Designer

PLEASE UPDATE OUR ACCOUNT WITH  
THE NEW ADDRESS BELOW



23503 W Hardy Rd  
Spring, Texas 77373

Phone # 281-350-6800  
Fax # 281-350-6802

# Estimate

| Date      | Estimate # |
|-----------|------------|
| 7/20/2020 | 7288       |

| Customer                                                                                         |
|--------------------------------------------------------------------------------------------------|
| Harris County Emergency Corps<br>EMS Station 97<br>15600 Woodland Hills Drive<br>Humble Tx 77346 |

| Rep | Job # | Project        |
|-----|-------|----------------|
|     |       | EMS Station 97 |

| Item                  | Description                                                                                | Qty | Rate     | Total     |
|-----------------------|--------------------------------------------------------------------------------------------|-----|----------|-----------|
| 10-4002-001           | EZ Tag Reader for EMS 97                                                                   | 1   | 4,042.50 | 4,042.50T |
| 58-1620-002           | SmartPass4 Reader, SeGo only                                                               | 1   | 300.00   | 300.00T   |
| MGT-1850P             | 20' Cable with connector                                                                   | 1   | 28.83    | 28.83T    |
|                       | Xfrmr, Plug-in, 18 VAC, 50 VA, PTC, Thermal Fused,<br>Level 6, with Auto-Reset/Ground Plug | 1   |          |           |
| WALLMTBRCKT           | Wall Mount Bracket Kit                                                                     | 1   | 97.50    | 97.50T    |
| CVX1468-A             | ASCII to Wiegand Data Converter                                                            | 1   | 447.00   | 447.00T   |
| 13-6750-001           | eGo Plus Windshield Sticker Tag                                                            | 50  | 18.60    | 930.00T   |
| WG-21965002           | Yellow Access Control Cable- 18/4, 22+(2/4/6), CMR,<br>500ft                               | 1   | 319.99   | 319.99T   |
| Professional Servi... | Installation                                                                               | 1   | 1,800.00 | 1,800.00T |
|                       | Owner is to provide power at location and pole to mount<br>associated hardware.            |     |          |           |

|                                                                                                   |                         |            |
|---------------------------------------------------------------------------------------------------|-------------------------|------------|
| Thank you for the opportunity to quote your upcoming project!<br>This quote is valid for 90 days. | <b>Subtotal</b>         | \$7,965.82 |
|                                                                                                   | <b>Sales Tax (0.0%)</b> | \$0.00     |
| <b>Signature</b> _____                                                                            | <b>Total</b>            | \$7,965.82 |






**HCESD No 1 Monthly Financial Report Summary  
February Board Meeting  
Tuesday, February 23, 2021**

At the beginning of January the Harris County Emergency Services District No 1 (HCESD No 1) beginning Operating Fund Balance was \$8,936,868. During the month, HCESD No 1 received \$7,507,938 in revenue – the majority of which came from the county tax receipts. HCESD No 1 processed \$69,938 in disbursements during the month. 73% of this balance is a payment to DeLage Laden Financing for the monthly debt payment (\$36,940) and a payment to AGCM to construction consulting (\$14,184). The ending balance as of January 31, 2021 is \$16,374,867.

The invoices pending board approval total \$3,031,930. See page 4 for “Unpaid Bills Detail” report.

**APPROVED**

Document approved by Harris County ESD-1  
Board of Commissioners  
By a Majority Vote

on 2-23-21 (Date)  
  
\_\_\_\_\_  
President of ESD-1      Secretary of ESD-1

**Harris County ESD No 1  
General Operating Fund  
As of January 31, 2021**

**General Operating Fund**

**BEGINNING BALANCE:** 8,936,867.54

**REVENUE**

|                      |              |                            |                     |
|----------------------|--------------|----------------------------|---------------------|
| Deposits             | 7,505,134.91 | Tax and Receivable Revenue |                     |
| Interest             | 2,761.67     | Savings Interest           |                     |
| Interest             | 40.94        | TX Class Interest          |                     |
| <b>Total Revenue</b> |              |                            | <b>7,507,937.52</b> |

**DISBURSEMENTS**

|                                    |           |              |                  |
|------------------------------------|-----------|--------------|------------------|
| ACH Caryn Papantonakis             | 6,000.00  | Legal        |                  |
| ACH Interbelt North Business Assoc | 6,731.35  | HOA          |                  |
| ACH AG CM                          | 14,183.70 | Consultants  |                  |
| ACH Construction Masters of Housto | 1,725.00  | Construction |                  |
| ACH DeLage Laden Finance           | 36,939.53 | Debt Payment |                  |
| ACH Oak Interactive                | 450.00    | Website      |                  |
| ACH The Morton Accounting Service: | 3,908.52  | CPA          |                  |
| <b>Total Disbursements</b>         |           |              | <b>69,938.10</b> |

**ENDING BALANCE:** **16,374,866.96**

1/31/2021

| <b>LOCATION OF ASSETS</b>    | <b>Interest Rate</b> | <b>Balance</b>       |
|------------------------------|----------------------|----------------------|
| Prosperity Operating         |                      | 15,262.50            |
| Prosperity Money Mkt         | 0.2600%              | 16,166,074.05        |
| Texas Class                  | 0.0768%              | 193,530.41           |
| <b>Total Account Balance</b> |                      | <b>16,374,866.96</b> |

HARRIS COUNTY EMERGENCY SERVICES DISTRICT #1  
 INVESTMENT REPORT  
 January 1, 2021 to  
 January 31, 2021

| Transaction Date |                       | General Fund<br>Texas Class |
|------------------|-----------------------|-----------------------------|
| 1/1/2021         | Beginning Balance     | \$ 693,489.47               |
| Jan 2021         | Withdrawals           | (500,000.00)                |
| Jan 2021         | Deposits              | -                           |
| Jan 2021         | Interest 0.0768%      | 40.94                       |
| <b>1/31/2021</b> | <b>Ending Balance</b> | <b>\$ 193,530.41</b>        |

The investments for the District for the period are in compliance with the Public Funds Investment Act, the District's investment policy and the District's investment strategy.

Investment Officer: \_\_\_\_\_



**Harris County ESD No. 1 - GOF**  
**Unpaid Bills Detail**  
As of February 22, 2021

| Type                                    | Date       | Num            | Memo                                             | Due Date   | Open Balance        |
|-----------------------------------------|------------|----------------|--------------------------------------------------|------------|---------------------|
| <b>AG CM Inc.</b>                       |            |                |                                                  |            |                     |
| Bill                                    | 01/31/2021 | 8201           | Project Management Support #97 - Jan 2021        | 02/10/2021 | 9,372.60            |
| Total AG CM Inc.                        |            |                |                                                  |            | 9,372.60            |
| <b>De Lage Laden Public Finance</b>     |            |                |                                                  |            |                     |
| Bill                                    | 02/01/2021 | 71112973       | Building Note - Monthly                          | 02/11/2021 | 36,939.53           |
| Total De Lage Laden Public Finance      |            |                |                                                  |            | 36,939.53           |
| <b>DreamSeats LLC</b>                   |            |                |                                                  |            |                     |
| Bill                                    | 11/24/2020 | 4732637        | Bar Stools                                       | 12/04/2020 | 1,263.99            |
| Bill                                    | 01/27/2021 | 4734932        | Conference Table                                 | 02/06/2021 | 5,399.36            |
| Bill                                    | 02/12/2021 | 4735298        | Twin Beds (4), Bunk Beds (4), Rail and Ladder    | 02/22/2021 | 3,099.46            |
| Total DreamSeats LLC                    |            |                |                                                  |            | 9,762.81            |
| <b>Fred A Scibuola</b>                  |            |                |                                                  |            |                     |
| Bill                                    | 02/12/2021 | Jan/Feb Rei... | Jan 1 - Feb 12,, 2021 Reimbursement              | 02/22/2021 | 1,200.00            |
| Total Fred A Scibuola                   |            |                |                                                  |            | 1,200.00            |
| <b>Harris County Appraisal District</b> |            |                |                                                  |            |                     |
| Bill                                    | 02/15/2021 | PSI21000526    | 2nd Qtr Quarter 2021 Assessment                  | 02/25/2021 | 34,288.00           |
| Total Harris County Appraisal District  |            |                |                                                  |            | 34,288.00           |
| <b>HCEC</b>                             |            |                |                                                  |            |                     |
| Bill                                    | 12/31/2020 | 2279           | Dec 2020                                         | 01/10/2021 | 1,310,414.00        |
| Bill                                    | 01/31/2021 | 2277           | Jan 2021                                         | 02/10/2021 | 1,390,921.00        |
| Total HCEC                              |            |                |                                                  |            | 2,701,335.00        |
| <b>Martinez Architects LP</b>           |            |                |                                                  |            |                     |
| Bill                                    | 12/31/2020 | 19005-23       | Design Station No 97 - Dec 2020 Estimate 100,800 | 01/10/2021 | 1,209.60            |
| Total Martinez Architects LP            |            |                |                                                  |            | 1,209.60            |
| <b>Oak Interactive, LLC</b>             |            |                |                                                  |            |                     |
| Bill                                    | 01/31/2021 | 12846          | Monthly Website Maintenance                      | 02/10/2021 | 450.00              |
| Total Oak Interactive, LLC              |            |                |                                                  |            | 450.00              |
| <b>Power Electrical Inc.</b>            |            |                |                                                  |            |                     |
| Bill                                    | 11/09/2020 | Quote          | Install TV3 surge protector                      | 11/19/2020 | 3,300.00            |
| Total Power Electrical Inc.             |            |                |                                                  |            | 3,300.00            |
| <b>Radcliffe Bobbitt Adams Polley</b>   |            |                |                                                  |            |                     |
| Bill                                    | 02/10/2021 | 211584         | Legal - Election and Litigation                  | 02/20/2021 | 73.12               |
| Total Radcliffe Bobbitt Adams Polley    |            |                |                                                  |            | 73.12               |
| <b>Shirley Reed</b>                     |            |                |                                                  |            |                     |
| Bill                                    | 02/12/2021 | Reimb Feb 12   | Reimbursement Request Jan 11 - February 11, 2021 | 02/22/2021 | 900.00              |
| Total Shirley Reed                      |            |                |                                                  |            | 900.00              |
| <b>Stryker Medical Corp</b>             |            |                |                                                  |            |                     |
| Bill                                    | 12/31/2020 | 3141369M       | Stretcher Maintenance Agreement for owned items  | 01/10/2021 | 148,255.00          |
| Bill                                    | 12/31/2020 | 2850901M       | Stretcher Maintenance Agreement for owned items  | 01/10/2021 | 14,863.60           |
| Total Stryker Medical Corp              |            |                |                                                  |            | 163,118.60          |
| <b>The Morton Accounting Services</b>   |            |                |                                                  |            |                     |
| Bill                                    | 01/31/2021 | 2179           | January CPA Services                             | 02/10/2021 | 4,846.76            |
| Total The Morton Accounting Services    |            |                |                                                  |            | 4,846.76            |
| <b>VFIS of Texas</b>                    |            |                |                                                  |            |                     |
| Bill                                    | 01/31/2021 | 2021 Insura... | HARC0-1 Insurance Coverage - 1/1/21 to 12/31/21  | 02/10/2021 | 65,134.00           |
| Total VFIS of Texas                     |            |                |                                                  |            | 65,134.00           |
| <b>TOTAL</b>                            |            |                |                                                  |            | <b>3,031,930.02</b> |

**Harris County ESD No. 1 - GOF**  
**Profit & Loss Budget vs. Actual**  
**January 2021**

|                                                        | Jan 21              | Budget               | \$ Over Budget        | % of Budget  |
|--------------------------------------------------------|---------------------|----------------------|-----------------------|--------------|
| <b>Ordinary Income/Expense</b>                         |                     |                      |                       |              |
| <b>Income</b>                                          |                     |                      |                       |              |
| 41000 · Service Revenue                                |                     |                      |                       |              |
| 41100 · HCEC Ambulance Lease Revenue                   | 7,000.00            | 84,000.00            | -77,000.00            | 8.3%         |
| 41200 · HCEC Property Lease Revenue                    | 45,553.00           | 546,636.00           | -501,083.00           | 8.3%         |
| <b>Total 41000 · Service Revenue</b>                   | <b>52,553.00</b>    | <b>630,636.00</b>    | <b>-578,083.00</b>    | <b>8.3%</b>  |
| 42000 · Tax Revenues                                   |                     |                      |                       |              |
| 42100 · Penalty & Interest                             | 9,804.37            | 200,000.00           | -190,195.63           | 4.9%         |
| 42300 · Tax Revenue                                    | 6,323,484.64        | 18,001,680.00        | -11,678,195.36        | 35.1%        |
| <b>Total 42000 · Tax Revenues</b>                      | <b>6,333,289.01</b> | <b>18,201,680.00</b> | <b>-11,868,390.99</b> | <b>34.8%</b> |
| 43000 · Other Income                                   |                     |                      |                       |              |
| 43100 · Miscellaneous Income                           | 0.00                | 5,000.00             | -5,000.00             | 0.0%         |
| 43150 · Proceeds from Sale of Asset                    | 0.00                | 2,000.00             | -2,000.00             | 0.0%         |
| 43200 · Donations & Contributions                      | 1,531.95            | 7,200.00             | -5,668.05             | 21.3%        |
| 43700 · Interest Earned on Temp. Invest                | 2,802.61            | 75,000.00            | -72,197.39            | 3.7%         |
| <b>Total 43000 · Other Income</b>                      | <b>4,334.56</b>     | <b>89,200.00</b>     | <b>-84,865.44</b>     | <b>4.9%</b>  |
| <b>Total Income</b>                                    | <b>6,390,176.57</b> | <b>18,921,516.00</b> | <b>-12,531,339.43</b> | <b>33.8%</b> |
| <b>Gross Profit</b>                                    | <b>6,390,176.57</b> | <b>18,921,516.00</b> | <b>-12,531,339.43</b> | <b>33.8%</b> |
| <b>Expense</b>                                         |                     |                      |                       |              |
| 143502 · Commissions Paid from Levy                    | 63,377.17           | 75,000.00            | -11,622.83            | 84.5%        |
| 162800 · Facilities & Equipment (DNU)                  |                     |                      |                       |              |
| 162805 · Furniture/Equip - Non-Asset                   | 0.00                | 20,000.00            | -20,000.00            | 0.0%         |
| <b>Total 162800 · Facilities &amp; Equipment (DNU)</b> | <b>0.00</b>         | <b>20,000.00</b>     | <b>-20,000.00</b>     | <b>0.0%</b>  |
| 170000 · Capital Purchases                             |                     |                      |                       |              |
| 17001 · Vehicles                                       | 0.00                | 530,000.00           | -530,000.00           | 0.0%         |
| 17002 · Buildings                                      | 0.00                | 225,000.00           | -225,000.00           | 0.0%         |
| 17003 · Medical Equipment                              | 0.00                | 25,000.00            | -25,000.00            | 0.0%         |
| <b>Total 170000 · Capital Purchases</b>                | <b>0.00</b>         | <b>780,000.00</b>    | <b>-780,000.00</b>    | <b>0.0%</b>  |
| 50000 · Commissioner Salaries and Wages                |                     |                      |                       |              |
| 50250 · Commissioner Reimbursement                     | 0.00                | 36,000.00            | -36,000.00            | 0.0%         |
| <b>Total 50000 · Commissioner Salaries and Wages</b>   | <b>0.00</b>         | <b>36,000.00</b>     | <b>-36,000.00</b>     | <b>0.0%</b>  |
| 51000 · HCEC Program Expense                           |                     |                      |                       |              |
| 51100 · HCEC Contract Expense                          | 1,443,474.00        | 17,473,613.00        | -16,030,139.00        | 8.3%         |
| <b>Total 51000 · HCEC Program Expense</b>              | <b>1,443,474.00</b> | <b>17,473,613.00</b> | <b>-16,030,139.00</b> | <b>8.3%</b>  |
| 52000 · Contract Services (DNU)                        |                     |                      |                       |              |
| 52100 · Accounting Fees                                | 4,094.66            | 50,000.00            | -45,905.34            | 8.2%         |
| 52200 · Audit Fees                                     | 0.00                | 18,000.00            | -18,000.00            | 0.0%         |
| 52300 · Legal Fees                                     | 6,000.00            | 75,000.00            | -69,000.00            | 8.0%         |
| 52350 · Outside Contract Services                      | 9,372.60            | 100,000.00           | -90,627.40            | 9.4%         |
| 52550 · Election Expense                               | 0.00                | 10,000.00            | -10,000.00            | 0.0%         |
| <b>Total 52000 · Contract Services (DNU)</b>           | <b>19,467.26</b>    | <b>253,000.00</b>    | <b>-233,532.74</b>    | <b>7.7%</b>  |
| 53000 · Operations (DNU)                               |                     |                      |                       |              |
| 53100 · Banking Fees                                   | 0.00                | 400.00               | -400.00               | 0.0%         |
| 53150 · Dues & Subscriptions                           | 899.00              | 11,000.00            | -10,101.00            | 8.2%         |
| 53200 · Postage                                        | 7.40                | 300.00               | -292.60               | 2.5%         |
| 53300 · Printing & Copying                             | 4.35                | 250.00               | -245.65               | 1.7%         |
| 53350 · Legal Notices & Filing Fees                    | 0.00                | 14,000.00            | -14,000.00            | 0.0%         |
| 53400 · Office Supplies                                | 291.35              | 1,000.00             | -708.65               | 29.1%        |
| <b>Total 53000 · Operations (DNU)</b>                  | <b>1,202.10</b>     | <b>26,950.00</b>     | <b>-25,747.90</b>     | <b>4.5%</b>  |
| 54000 · General and Admin Expenses                     |                     |                      |                       |              |
| 54150 · Insurance - Gen Liab-Err & Omis                | 65,134.00           | 65,000.00            | 134.00                | 100.2%       |
| 54200 · Insurance - Treasurer's Bond                   | 0.00                | 1,000.00             | -1,000.00             | 0.0%         |

10:20 AM

02/22/21

Accrual Basis

**Harris County ESD No. 1 - GOF**  
**Profit & Loss Budget vs. Actual**  
**January 2021**

|                                                 | Jan 21              | Budget               | \$ Over Budget        | % of Budget    |
|-------------------------------------------------|---------------------|----------------------|-----------------------|----------------|
| 54300 · Other Costs (Contengency Funds)         | 0.00                | 1,500.00             | -1,500.00             | 0.0%           |
| 54400 · HCAD Qtr Expenses                       | 0.00                | 140,000.00           | -140,000.00           | 0.0%           |
| 54450 · Depreciation Expense                    | 0.00                | 1,250,000.00         | -1,250,000.00         | 0.0%           |
| 54600 · Travel & Meetings                       | 0.00                | 4,000.00             | -4,000.00             | 0.0%           |
| 54650 · Conference, Conven & Meetings           | 0.00                | 6,000.00             | -6,000.00             | 0.0%           |
| 54700 · Travel/Lodging                          | 0.00                | 5,000.00             | -5,000.00             | 0.0%           |
| <b>Total 54000 · General and Admin Expenses</b> | <b>65,134.00</b>    | <b>1,472,500.00</b>  | <b>-1,407,366.00</b>  | <b>4.4%</b>    |
| 60000 · Interest Expense                        | 5,122.83            | 135,519.44           | -130,396.61           | 3.8%           |
| 61000 · Loan Costs                              | 0.00                | 805,834.84           | -805,834.84           | 0.0%           |
| <b>Total Expense</b>                            | <b>1,597,777.36</b> | <b>21,078,417.28</b> | <b>-19,480,639.92</b> | <b>7.6%</b>    |
| <b>Net Ordinary Income</b>                      | <b>4,792,399.21</b> | <b>-2,156,901.28</b> | <b>6,949,300.49</b>   | <b>-222.2%</b> |
| <b>Net Income</b>                               | <b>4,792,399.21</b> | <b>-2,156,901.28</b> | <b>6,949,300.49</b>   | <b>-222.2%</b> |

**Harris County ESD No. 1 - GOF**  
**Balance Sheet Prev Year Comparison**  
**As of January 31, 2021**

|                                          | Jan 31, 21           | Jan 31, 20           | \$ Change           | % Change     |
|------------------------------------------|----------------------|----------------------|---------------------|--------------|
| <b>ASSETS</b>                            |                      |                      |                     |              |
| <b>Current Assets</b>                    |                      |                      |                     |              |
| Checking/Savings                         | 16,374,866.96        | 20,840,791.90        | -4,465,924.94       | -21.4%       |
| Accounts Receivable                      | 11.57                | 11.57                | 0.00                | 0.0%         |
| <b>Other Current Assets</b>              |                      |                      |                     |              |
| 11500 · Accounts Receivable              |                      |                      |                     |              |
| 11510 · Current Taxes Receivables        | 16,003,898.64        | 11,520,777.06        | 4,483,121.58        | 38.9%        |
| 11520 · Delinquent Taxes Receivable      | 1,837,620.09         | 1,546,689.98         | 290,930.11          | 18.8%        |
| 11550 · Due from Tax Assessor            | -0.60                | -0.60                | 0.00                | 0.0%         |
| 11590 · Allowance Doubtful Accts-Tax     | -903,020.00          | -903,020.00          | 0.00                | 0.0%         |
| 11500 · Accounts Receivable - Other      | 17,125.50            | 17,125.50            | 0.00                | 0.0%         |
| Total 11500 · Accounts Receivable        | 16,955,623.63        | 12,181,571.94        | 4,774,051.69        | 39.2%        |
| 11600 · Fees for Services Receivable     | 23,607.72            | 26,229.73            | -2,622.01           | -10.0%       |
| 11800 · Prepaid Expense                  | 39,848.00            | 39,848.00            | 0.00                | 0.0%         |
| Total Other Current Assets               | 17,019,079.35        | 12,247,649.67        | 4,771,429.68        | 39.0%        |
| <b>Total Current Assets</b>              | <b>33,393,957.88</b> | <b>33,088,453.14</b> | <b>305,504.74</b>   | <b>0.9%</b>  |
| <b>Fixed Assets</b>                      |                      |                      |                     |              |
| 15000 · Vehicle Assets                   | 4,130,979.18         | 3,051,010.18         | 1,079,969.00        | 35.4%        |
| 16000 · Land                             | 1,578,901.33         | 1,578,901.33         | 0.00                | 0.0%         |
| <b>17000 · Furniture and Equipment</b>   |                      |                      |                     |              |
| 17010 · Off. & Maint Equipment           | 1,527,862.60         | 1,514,002.60         | 13,860.00           | 0.9%         |
| 17020 · Medical Equipment                | 3,865,895.69         | 3,561,022.98         | 304,872.71          | 8.6%         |
| 17030 · Software & License Agreements    | 55,296.84            | 55,296.84            | 0.00                | 0.0%         |
| 17040 · Furniture & Fixtures             | 247,256.48           | 247,256.48           | 0.00                | 0.0%         |
| 17050 · Communication Cntr New Station   | 431,434.26           | 431,434.26           | 0.00                | 0.0%         |
| 17000 · Furniture and Equipment - Other  | 14,850.00            | 14,850.00            | 0.00                | 0.0%         |
| Total 17000 · Furniture and Equipment    | 6,142,595.87         | 5,823,863.16         | 318,732.71          | 5.5%         |
| <b>18000 · Building and Improvements</b> |                      |                      |                     |              |
| 18010 · 1620 Isom Admin Bldg             | 488,507.62           | 488,507.62           | 0.00                | 0.0%         |
| 18020 · 2800 Aldine Bender Bldg          | 5,810,117.91         | 5,758,586.91         | 51,531.00           | 0.9%         |
| 18030 · 7710 Fallbrook Station           | 476,537.75           | 476,537.75           | 0.00                | 0.0%         |
| 18040 · 10512 Airline Station            | 238,339.00           | 238,339.00           | 0.00                | 0.0%         |
| 18050 · 6310 Aldine Bender Station       | 523,695.00           | 523,695.00           | 0.00                | 0.0%         |
| 18060 · Station #92                      | 3,761,643.25         | 3,221,238.49         | 540,404.76          | 16.8%        |
| 18070 · Station #94                      | 2,851,454.31         | 2,799,423.98         | 52,030.33           | 1.9%         |
| 18080 · Station #97                      | 1,738,466.27         | 226,129.38           | 1,512,336.89        | 668.8%       |
| Total 18000 · Building and Improvements  | 15,888,761.11        | 13,732,458.13        | 2,156,302.98        | 15.7%        |
| 19000 · Accumulated Depreciation         | -8,709,866.56        | -8,709,866.56        | 0.00                | 0.0%         |
| <b>Total Fixed Assets</b>                | <b>19,031,370.93</b> | <b>15,476,366.24</b> | <b>3,555,004.69</b> | <b>23.0%</b> |
| <b>Other Assets</b>                      |                      |                      |                     |              |
| 19500 · Call Center License              | 800,000.00           | 800,000.00           | 0.00                | 0.0%         |
| 19600 · Financing Costs                  | 74,000.00            | 0.00                 | 74,000.00           | 100.0%       |
| <b>Total Other Assets</b>                | <b>874,000.00</b>    | <b>800,000.00</b>    | <b>74,000.00</b>    | <b>9.3%</b>  |
| <b>TOTAL ASSETS</b>                      | <b>53,299,328.81</b> | <b>49,364,819.38</b> | <b>3,934,509.43</b> | <b>8.0%</b>  |
| <b>LIABILITIES &amp; EQUITY</b>          |                      |                      |                     |              |
| <b>Liabilities</b>                       |                      |                      |                     |              |
| <b>Current Liabilities</b>               |                      |                      |                     |              |
| Accounts Payable                         | 2,955,784.26         | 1,408,107.85         | 1,547,676.41        | 109.9%       |
| <b>Other Current Liabilities</b>         |                      |                      |                     |              |
| 12740 · Due To Construction              | 78,520.72            | 0.00                 | 78,520.72           | 100.0%       |

**Harris County ESD No. 1 - GOF**  
**Balance Sheet Prev Year Comparison**  
**As of January 31, 2021**

|                                            | Jan 31, 21           | Jan 31, 20           | \$ Change           | % Change      |
|--------------------------------------------|----------------------|----------------------|---------------------|---------------|
| 22000 · Accrued Expenses                   | 27,777.65            | 27,777.65            | 0.00                | 0.0%          |
| 23000 · Other Payables                     | 19,048,117.04        | 17,879,361.16        | 1,168,755.88        | 6.5%          |
| 24000 · Current Notes Payable              |                      |                      |                     |               |
| 24040 · De Lage Landen Principle           | -31,816.70           | 311,014.36           | -342,831.06         | -110.2%       |
| 24050 · Government Capital Debt            | 192,585.54           | 381,905.32           | -189,319.78         | -49.6%        |
| 24060 · Stryker Equipment                  | 0.00                 | 392,464.75           | -392,464.75         | -100.0%       |
| <b>Total 24000 · Current Notes Payable</b> | <b>160,768.84</b>    | <b>1,085,384.43</b>  | <b>-924,615.59</b>  | <b>-85.2%</b> |
| <b>Total Other Current Liabilities</b>     | <b>19,315,184.25</b> | <b>18,992,523.24</b> | <b>322,661.01</b>   | <b>1.7%</b>   |
| <b>Total Current Liabilities</b>           | <b>22,270,968.51</b> | <b>20,400,631.09</b> | <b>1,870,337.42</b> | <b>9.2%</b>   |
| <b>Long Term Liabilities</b>               |                      |                      |                     |               |
| 25000 · Long Term Debt                     |                      |                      |                     |               |
| 25020 · Note Payable- WF                   | -0.01                | -0.01                | 0.00                | 0.0%          |
| 25040 · Note Payable- DeLage Landen        | 1,232,849.19         | 1,232,849.19         | 0.00                | 0.0%          |
| 25050 · Note Payable - Government Cap      | 5,839,212.13         | 6,059,288.97         | -220,076.84         | -3.6%         |
| 25060 · Note - Stryker Equipment           | 1,177,394.25         | 1,177,394.25         | 0.00                | 0.0%          |
| <b>Total 25000 · Long Term Debt</b>        | <b>8,249,455.56</b>  | <b>8,469,532.40</b>  | <b>-220,076.84</b>  | <b>-2.6%</b>  |
| <b>Total Long Term Liabilities</b>         | <b>8,249,455.56</b>  | <b>8,469,532.40</b>  | <b>-220,076.84</b>  | <b>-2.6%</b>  |
| <b>Total Liabilities</b>                   | <b>30,520,424.07</b> | <b>28,870,163.49</b> | <b>1,650,260.58</b> | <b>5.7%</b>   |
| <b>Equity</b>                              |                      |                      |                     |               |
| 30000 · Opening Bal Equity                 | 5,996,412.00         | 5,996,412.00         | 0.00                | 0.0%          |
| 30100 · Unassigned Fund Balance            | 10,575,093.50        | 8,434,930.54         | 2,140,162.96        | 25.4%         |
| 30400 · Unrestricted Net Assets            | 1,415,000.03         | 1,415,000.03         | 0.00                | 0.0%          |
| Net Income                                 | 4,792,399.21         | 4,648,313.32         | 144,085.89          | 3.1%          |
| <b>Total Equity</b>                        | <b>22,778,904.74</b> | <b>20,494,655.89</b> | <b>2,284,248.85</b> | <b>11.2%</b>  |
| <b>TOTAL LIABILITIES &amp; EQUITY</b>      | <b>53,299,328.81</b> | <b>49,364,819.38</b> | <b>3,934,509.43</b> | <b>8.0%</b>   |



**Harris County ESD No. 1 - GOF  
Profit & Loss Detail  
January 2021**

| Type                                           | Date       | Num  | Adj | Name                                 | Memo                      | Amount       |
|------------------------------------------------|------------|------|-----|--------------------------------------|---------------------------|--------------|
| <b>Ordinary Income/Expense</b>                 |            |      |     |                                      |                           |              |
| <b>Income</b>                                  |            |      |     |                                      |                           |              |
| <b>41000 · Service Revenue</b>                 |            |      |     |                                      |                           |              |
| <b>41100 · HCEC Ambulance Lease Revenue</b>    |            |      |     |                                      |                           |              |
| Bill                                           | 01/31/2021 | 2277 |     | HCEC                                 | Master Lease for Vehicles | 7,000.00     |
| Total 41100 · HCEC Ambulance Lease Revenue     |            |      |     |                                      |                           | 7,000.00     |
| <b>41200 · HCEC Property Lease Revenue</b>     |            |      |     |                                      |                           |              |
| Bill                                           | 01/31/2021 | 2277 |     | HCEC                                 | Original Agreement        | 45,553.00    |
| Total 41200 · HCEC Property Lease Revenue      |            |      |     |                                      |                           | 45,553.00    |
| Total 41000 · Service Revenue                  |            |      |     |                                      |                           | 52,553.00    |
| <b>42000 · Tax Revenues</b>                    |            |      |     |                                      |                           |              |
| <b>42100 · Penalty &amp; Interest</b>          |            |      |     |                                      |                           |              |
| Deposit                                        | 01/04/2021 |      |     | Harris County Tax Office             | Deliquent P&I             | 285.39       |
| Deposit                                        | 01/07/2021 |      |     | Harris County Tax Office             | Deliquent P&I             | 989.70       |
| Deposit                                        | 01/11/2021 |      |     | Harris County Tax Office             | Deliquent P&I             | 1,602.35     |
| Deposit                                        | 01/12/2021 |      |     | Harris County Tax Office             | Deliquent P&I             | 904.25       |
| Deposit                                        | 01/13/2021 |      |     | Harris County Tax Office             | Deliquent P&I             | 652.81       |
| Deposit                                        | 01/14/2021 |      |     | Harris County Tax Office             | Deliquent P&I             | 323.48       |
| Deposit                                        | 01/15/2021 |      |     | Harris County Tax Office             | Deliquent P&I             | 295.49       |
| Deposit                                        | 01/15/2021 |      |     | Harris County Tax Office             | Deliquent P&I             | 37.77        |
| Deposit                                        | 01/19/2021 |      |     | Harris County Tax Office             | Deliquent P&I             | 645.44       |
| Deposit                                        | 01/21/2021 |      |     | Harris County Tax Office             | Deliquent P&I             | 116.91       |
| Deposit                                        | 01/22/2021 |      |     | Harris County Tax Office             | Deliquent P&I             | 393.73       |
| Deposit                                        | 01/25/2021 |      |     | Harris County Tax Office             | Deliquent P&I             | 687.00       |
| Deposit                                        | 01/26/2021 |      |     | Harris County Tax Office             | Deliquent P&I             | 489.28       |
| Deposit                                        | 01/27/2021 |      |     | Harris County Tax Office             | Deliquent P&I             | 2,380.77     |
| Total 42100 · Penalty & Interest               |            |      |     |                                      |                           | 9,804.37     |
| <b>42300 · Tax Revenue</b>                     |            |      |     |                                      |                           |              |
| Deposit                                        | 01/04/2021 |      |     | Harris County Tax Office             | Current Levy              | 161,545.46   |
| Deposit                                        | 01/07/2021 |      |     | Harris County Tax Office             | Current Levy              | 478,870.01   |
| Deposit                                        | 01/11/2021 |      |     | Harris County Tax Office             | Current Levy              | 132,812.05   |
| Deposit                                        | 01/12/2021 |      |     | Harris County Tax Office             | Current Levy              | 2,775,538.75 |
| Deposit                                        | 01/13/2021 |      |     | Harris County Tax Office             | Current Levy              | 155,748.15   |
| Deposit                                        | 01/14/2021 |      |     | Harris County Tax Office             | Current Levy              | 279,110.25   |
| Deposit                                        | 01/15/2021 |      |     | Harris County Tax Office             | Current Levy              | 314,964.20   |
| Deposit                                        | 01/15/2021 |      |     | Harris County Tax Office             | Current Levy              | 3,480.03     |
| Deposit                                        | 01/19/2021 |      |     | Harris County Tax Office             | Current Levy              | 317,383.20   |
| Deposit                                        | 01/21/2021 |      |     | Harris County Tax Office             | Current Levy              | 383,910.90   |
| Deposit                                        | 01/22/2021 |      |     | Harris County Tax Office             | Current Levy              | 240,024.75   |
| Deposit                                        | 01/25/2021 |      |     | Harris County Tax Office             | Current Levy              | 494,164.79   |
| Deposit                                        | 01/26/2021 |      |     | Harris County Tax Office             | Current Levy              | 265,918.51   |
| Deposit                                        | 01/27/2021 |      |     | Harris County Tax Office             | Current Levy              | 320,013.59   |
| Total 42300 · Tax Revenue                      |            |      |     |                                      |                           | 6,323,484.64 |
| Total 42000 · Tax Revenues                     |            |      |     |                                      |                           | 6,333,289.01 |
| <b>43000 · Other Income</b>                    |            |      |     |                                      |                           |              |
| <b>43200 · Donations &amp; Contributions</b>   |            |      |     |                                      |                           |              |
| Deposit                                        | 01/21/2021 |      |     | Harris County Utility District No 15 | Deposit                   | 1,531.95     |
| Total 43200 · Donations & Contributions        |            |      |     |                                      |                           | 1,531.95     |
| <b>43700 · Interest Earned on Temp. Invest</b> |            |      |     |                                      |                           |              |
| Deposit                                        | 01/31/2021 |      |     |                                      | Interest                  | 2,761.67     |
| Deposit                                        | 01/31/2021 |      |     |                                      | Interest                  | 40.94        |
| Total 43700 · Interest Earned on Temp. Invest  |            |      |     |                                      |                           | 2,802.61     |
| Total 43000 · Other Income                     |            |      |     |                                      |                           | 4,334.56     |
| Total Income                                   |            |      |     |                                      |                           | 6,390,176.57 |
| Gross Profit                                   |            |      |     |                                      |                           | 6,390,176.57 |
| <b>Expense</b>                                 |            |      |     |                                      |                           |              |
| <b>143502 · Commissions Paid from Levy</b>     |            |      |     |                                      |                           |              |
| Deposit                                        | 01/04/2021 |      |     | Harris County Tax Office             | Deposit                   | 1,630.07     |
| Deposit                                        | 01/07/2021 |      |     | Harris County Tax Office             | Deposit                   | 4,811.54     |
| Deposit                                        | 01/11/2021 |      |     | Harris County Tax Office             | Deposit                   | 1,160.79     |
| Deposit                                        | 01/12/2021 |      |     | Harris County Tax Office             | Deposit                   | 27,814.65    |
| Deposit                                        | 01/13/2021 |      |     | Harris County Tax Office             | Deposit                   | 1,586.98     |
| Deposit                                        | 01/14/2021 |      |     | Harris County Tax Office             | Deposit                   | 2,804.38     |
| Deposit                                        | 01/15/2021 |      |     | Harris County Tax Office             | Deposit                   | 3,165.81     |
| Deposit                                        | 01/19/2021 |      |     | Harris County Tax Office             | Deposit                   | 3,202.36     |

**Harris County ESD No. 1 - GOF**  
**Profit & Loss Detail**  
**January 2021**

| Type                                               | Date       | Num       | Adj | Name                           | Memo                                                  | Amount              |
|----------------------------------------------------|------------|-----------|-----|--------------------------------|-------------------------------------------------------|---------------------|
| Deposit                                            | 01/21/2021 |           |     | Harris County Tax Office       | Deposit                                               | 3,845.55            |
| Deposit                                            | 01/22/2021 |           |     | Harris County Tax Office       | Deposit                                               | 2,411.78            |
| Deposit                                            | 01/25/2021 |           |     | Harris County Tax Office       | Deposit                                               | 4,974.00            |
| Deposit                                            | 01/26/2021 |           |     | Harris County Tax Office       | Deposit                                               | 2,683.17            |
| Deposit                                            | 01/27/2021 |           |     | Harris County Tax Office       | Deposit                                               | 3,286.09            |
| Total 143502 · Commissions Paid from Levy          |            |           |     |                                |                                                       | 63,377.17           |
| <b>51000 · HCEC Program Expense</b>                |            |           |     |                                |                                                       |                     |
| <b>51100 · HCEC Contract Expense</b>               |            |           |     |                                |                                                       |                     |
| Bill                                               | 01/31/2021 | 2277      |     | HCEC                           | Rate change to \$984.21 @ 1857 trips (less \$384,204) | 1,443,474.00        |
| Total 51100 · HCEC Contract Expense                |            |           |     |                                |                                                       | 1,443,474.00        |
| Total 51000 · HCEC Program Expense                 |            |           |     |                                |                                                       | 1,443,474.00        |
| <b>52000 · Contract Services (DNU)</b>             |            |           |     |                                |                                                       |                     |
| <b>52100 · Accounting Fees</b>                     |            |           |     |                                |                                                       |                     |
| Bill                                               | 01/31/2021 | 2179      |     | The Morton Accounting Services | January CPA Services                                  | 4,094.66            |
| Total 52100 · Accounting Fees                      |            |           |     |                                |                                                       | 4,094.66            |
| <b>52300 · Legal Fees</b>                          |            |           |     |                                |                                                       |                     |
| Bill                                               | 01/11/2021 |           |     | Caryn Papantonakis             | Legal Fees                                            | 6,000.00            |
| Total 52300 · Legal Fees                           |            |           |     |                                |                                                       | 6,000.00            |
| <b>52350 · Outside Contract Services</b>           |            |           |     |                                |                                                       |                     |
| Bill                                               | 01/31/2021 | 8201      |     | AG CM Inc.                     | Project Management Support #97 - Jan 2021             | 9,372.60            |
| Total 52350 · Outside Contract Services            |            |           |     |                                |                                                       | 9,372.60            |
| Total 52000 · Contract Services (DNU)              |            |           |     |                                |                                                       | 19,467.26           |
| <b>53000 · Operations (DNU)</b>                    |            |           |     |                                |                                                       |                     |
| <b>53150 · Dues &amp; Subscriptions</b>            |            |           |     |                                |                                                       |                     |
| Bill                                               | 01/31/2021 | 12846     |     | Oak Interactive, LLC           | Monthly Website Maintenance                           | 450.00              |
| Bill                                               | 01/31/2021 | 2179      |     | The Morton Accounting Services | Quickbooks Subscription                               | 449.00              |
| Total 53150 · Dues & Subscriptions                 |            |           |     |                                |                                                       | 899.00              |
| <b>53200 · Postage</b>                             |            |           |     |                                |                                                       |                     |
| Bill                                               | 01/31/2021 | 2179      |     | The Morton Accounting Services | Mailing 1099 forms                                    | 7.40                |
| Total 53200 · Postage                              |            |           |     |                                |                                                       | 7.40                |
| <b>53300 · Printing &amp; Copying</b>              |            |           |     |                                |                                                       |                     |
| Bill                                               | 01/31/2021 | 2179      |     | The Morton Accounting Services | Copies                                                | 4.35                |
| Total 53300 · Printing & Copying                   |            |           |     |                                |                                                       | 4.35                |
| <b>53400 · Office Supplies</b>                     |            |           |     |                                |                                                       |                     |
| Bill                                               | 01/31/2021 | 2179      |     | The Morton Accounting Services | -MULTIPLE-                                            | 291.35              |
| Total 53400 · Office Supplies                      |            |           |     |                                |                                                       | 291.35              |
| Total 53000 · Operations (DNU)                     |            |           |     |                                |                                                       | 1,202.10            |
| <b>54000 · General and Admin Expenses</b>          |            |           |     |                                |                                                       |                     |
| <b>54150 · Insurance - Gen Liab-Err &amp; Omis</b> |            |           |     |                                |                                                       |                     |
| Bill                                               | 01/31/2021 | 2021 I... |     | VFIS of Texas                  | HARC0-1 Insurance Coverage - 1/1/21 to 12/31/21       | 65,134.00           |
| Total 54150 · Insurance - Gen Liab-Err & Omis      |            |           |     |                                |                                                       | 65,134.00           |
| Total 54000 · General and Admin Expenses           |            |           |     |                                |                                                       | 65,134.00           |
| <b>60000 · Interest Expense</b>                    |            |           |     |                                |                                                       |                     |
| Bill                                               | 01/01/2021 |           |     | De Lage Laden Public Finance   | Building Note - Monthly                               | 5,122.83            |
| Total 60000 · Interest Expense                     |            |           |     |                                |                                                       | 5,122.83            |
| Total Expense                                      |            |           |     |                                |                                                       | 1,597,777.36        |
| Net Ordinary Income                                |            |           |     |                                |                                                       | 4,792,399.21        |
| <b>Net Income</b>                                  |            |           |     |                                |                                                       | <b>4,792,399.21</b> |



# Invoice

6161 Savoy, Suite 1212  
 Houston, TX 77036  
 Phone: (713) 482-2300  
 Fax: (713) 482-2314

Date: 11/30/2020  
 Invoice #: 2426

Project: 19.004 HC ESD 97

Michael Medwedeff  
 AGCM, Inc.  
 9950 Westpark Dr.  
 Suite 300  
 Houston, Texas 77063

| Description                                                                                                                                         | Total Fee | Prior Billing | Curr %                        | Total % | Amount Due |
|-----------------------------------------------------------------------------------------------------------------------------------------------------|-----------|---------------|-------------------------------|---------|------------|
| Equipment & Systems to be Commissioned                                                                                                              |           |               |                               |         | 0.00       |
| Design Phase                                                                                                                                        | 2,000.00  | 2,000.00      | 0.00%                         | 100.00% | 0.00       |
| Construction phase                                                                                                                                  | 6,500.00  | 1,885.00      | 21.00%                        | 50.00%  | 1,365.00   |
| Direct all questions to Accounting:<br>E-mail: <a href="mailto:mayra.amos@ricegardner.com">mayra.amos@ricegardner.com</a><br>Direct: (713) 482-2340 |           |               | <b>Balance Due</b> \$1,365.00 |         |            |
| <b>Make all checks payable to Rice &amp; Gardner Consultants, Inc.</b><br><b>Thank you for your business.</b>                                       |           |               |                               |         |            |



AG|CM, Inc.  
 1101 Ocean Dr.  
 P.O. Box 2682  
 Corpus Christi, TX 78403  
 361-882-0469

Harris County Emergency Svc District #1  
 Attn: Jeremy Hyde  
 2800 Aldine Bender Rd.  
 Houston, TX 77032

Invoice number 8201  
 Date 02/11/2021

Project **18-060P Harris County ESD#1 - Station 97**

Billing Period 01/01/2021 - 01/31/2021

**Invoice Summary**

| Description                          | Contract Amount | Total Billed | Prior Billed | Current Billed | Remaining | Percent Complete |
|--------------------------------------|-----------------|--------------|--------------|----------------|-----------|------------------|
| <b>PROJECT MANAGEMENT SUPPORT</b>    | 188,860.00      | 188,860.00   | 180,988.90   | 7,871.10       | 0.00      | 100.00           |
| <b>REIMBERSABLE EXPENSES AT 1.10</b> |                 |              |              |                |           |                  |
| <b>CONSULTANTS</b>                   | 103,250.00      | 38,363.19    | 36,861.69    | 1,501.50       | 64,886.81 | 37.16            |
| <b>EXPENSES</b>                      | 0.00            | 4,556.96     | 4,556.96     | 0.00           | -4,556.96 | 0.00             |
| Subtotal                             | 103,250.00      | 42,920.15    | 41,418.65    | 1,501.50       | 60,329.85 | 41.57            |
| Total                                | 292,110.00      | 231,780.15   | 222,407.55   | 9,372.60       | 60,329.85 | 79.35            |

**Professional Fees**

|                                  | Units | Rate     | Billed Amount   |
|----------------------------------|-------|----------|-----------------|
| Mechanical Consultant            |       |          |                 |
| Rice & Gardner Consultants, Inc. | 1.00  | 1,501.50 | 1,501.50        |
| <b>Invoice total</b>             |       |          | <b>9,372.60</b> |

**Aging Summary**

| Invoice Number | Invoice Date | Outstanding | Current  | Over 30 | Over 60 | Over 90 | Over 120 |
|----------------|--------------|-------------|----------|---------|---------|---------|----------|
| 8201           | 02/11/2021   | 9,372.60    | 9,372.60 |         |         |         |          |
|                | Total        | 9,372.60    | 9,372.60 | 0.00    | 0.00    | 0.00    | 0.00     |

Approved by:

Christopher L. Majors  
 Interim Vice President - East/South TX

**NOTE:**

*We have a new email address for ACCOUNTS RECEIVABLE (ar@agcm.com). Please send all accounts receivable correspondence to this email address.*

**IMPORTANT PAYMENT INFORMATION:**

*If we have previously provided ACH information to direct deposit invoice payments and you receive an email regarding a change to our current ACH information, please call to verify the change is real prior to making any changes.*

**REMIT PAYMENT TO:**

AG|CM, Inc.  
P.O. Box 2682  
Corpus Christi, TX 78403

**Invoice Supporting Detail**

**18-060P Harris County ESD#1 - Station 97**

**PROJECT MANAGEMENT SUPPORT**

**Phase 1: A/E Selection**

**Original Phase 1: A/E Selection / Design/Procurement/Pre-Construction Phase**

Phase Status: Active

|                 | Contract |                  | Previously Billed |            |                  | To Bill     |          |             |
|-----------------|----------|------------------|-------------------|------------|------------------|-------------|----------|-------------|
|                 | Units    | Amount           | Units             | %          | Amount           | Units       | %        | Amount      |
| Labor           |          | 39,060.00        | 500.55            | 173        | 67,606.40        |             |          |             |
| <b>Subtotal</b> |          | <b>39,060.00</b> | <b>500.55</b>     | <b>173</b> | <b>67,606.40</b> | <b>0.00</b> | <b>0</b> | <b>0.00</b> |

**PROJECT MANAGEMENT SUPPORT**

**Phase 2: Construction Management**

Phase Status: Active

|                 | Contract |                   | Previously Billed |           |                   | To Bill     |          |                 |
|-----------------|----------|-------------------|-------------------|-----------|-------------------|-------------|----------|-----------------|
|                 | Units    | Amount            | Units             | %         | Amount            | Units       | %        | Amount          |
| Labor           | 14.00    | 149,800.00        | 683.00            | 81        | 121,253.60        | 0.74        | 5        | 7,871.10        |
| <b>Subtotal</b> |          | <b>149,800.00</b> | <b>683.00</b>     | <b>81</b> | <b>121,253.60</b> | <b>0.74</b> | <b>5</b> | <b>7,871.10</b> |

**Billing Cutoff: 01/31/2021**

| Date | Units | Rate | Amount |
|------|-------|------|--------|
|------|-------|------|--------|

**Labor**

WIP Status: Billable

**Project Manager**

Troy J. Byington

|                                                                        |            |             |        |               |
|------------------------------------------------------------------------|------------|-------------|--------|---------------|
| Billable Time                                                          | 01/05/2021 | 0.50        | 150.00 | 75.00         |
| <i>team discussion</i>                                                 |            |             |        |               |
| Billable Time                                                          | 01/08/2021 | 0.50        | 150.00 | 75.00         |
| <i>team discussion</i>                                                 |            |             |        |               |
| Billable Time                                                          | 01/12/2021 | 0.25        | 150.00 | 37.50         |
| <i>coordinate with john, arch</i>                                      |            |             |        |               |
| Billable Time                                                          | 01/15/2021 | 0.25        | 150.00 | 37.50         |
| <i>coordinate with john, meeting</i>                                   |            |             |        |               |
| Billable Time                                                          | 01/26/2021 | 0.75        | 150.00 | 112.50        |
| <i>review of commissioners meeting with john, called in on meeting</i> |            |             |        |               |
| Billable Time                                                          | 01/27/2021 | 0.50        | 150.00 | 75.00         |
| <i>close out document review</i>                                       |            |             |        |               |
| <b>Subtotal</b>                                                        |            | <b>2.75</b> |        | <b>412.50</b> |

**CONSTRUCTION MANAGER I**

John R. Nuche

|                                                                                                                                  |            |      |  |  |
|----------------------------------------------------------------------------------------------------------------------------------|------------|------|--|--|
| Billable Time                                                                                                                    | 01/05/2021 | 1.00 |  |  |
| <i>- Reviewed Pay App with Amos and discussed electricity turnover</i>                                                           |            |      |  |  |
| Billable Time                                                                                                                    | 01/06/2021 | 2.00 |  |  |
| <i>- Followed up with Construction Masters and then Jeremy with Harris County regarding transfer of electricity to the owner</i> |            |      |  |  |
| <i>- Discussed Pay App 12 with Martinez Architects</i>                                                                           |            |      |  |  |
| <i>- Requested Norex Invoice from Marlo to discuss overbilling</i>                                                               |            |      |  |  |
| Billable Time                                                                                                                    | 01/12/2021 | 4.00 |  |  |
| <i>- Followed up with CM and DAC regarding remaining TAB items and final walk</i>                                                |            |      |  |  |
| <i>- Followed up with CM regarding remaining punch list items</i>                                                                |            |      |  |  |
| <i>- Followed up with Norex Engineering regarding outstanding invoice</i>                                                        |            |      |  |  |
| Billable Time                                                                                                                    | 01/14/2021 | 2.00 |  |  |
| <i>- Coordinated with Ricardo on Pay App 12 and punch list, scheduled call with CM to discuss</i>                                |            |      |  |  |
| <i>- Followed up with CM on delivery of washer</i>                                                                               |            |      |  |  |
| <i>- Reached out to Rice &amp; Gardner regarding existing scope and invoices</i>                                                 |            |      |  |  |
| Billable Time                                                                                                                    | 01/15/2021 | 1.00 |  |  |

**Invoice Supporting Detail**

18-060P Harris County ESD#1 - Station 97  
 PROJECT MANAGEMENT SUPPORT  
 Phase 2: Construction Management

Phase Status: Active

Billing Cutoff: 01/31/2021

| Date | Units | Rate | Amount |
|------|-------|------|--------|
|------|-------|------|--------|

**Labor**

WIP Status: Billable

CONSTRUCTION MANAGER I

John R. Nuche

*Phone call with Ricardo Martinez and CM to discuss remaining punch list items and pay app 12*

|               |            |      |  |                                                                                               |
|---------------|------------|------|--|-----------------------------------------------------------------------------------------------|
| Billable Time | 01/19/2021 | 2.00 |  |                                                                                               |
|               |            |      |  | <i>- Spoke to Rice &amp; Gardner about Cx and distributed pre functional checklists to CM</i> |
| Billable Time | 01/22/2021 | 1.00 |  |                                                                                               |
|               |            |      |  | <i>- Followed up with CM and Martinez for project update</i>                                  |
|               |            |      |  | <i>- Generated Board Update to send to Jeremy</i>                                             |
| Billable Time | 01/25/2021 | 1.00 |  |                                                                                               |
|               |            |      |  | <i>- Coordinated TAB finalization</i>                                                         |
|               |            |      |  | <i>- Received update from CM on remaining items</i>                                           |
| Billable Time | 01/26/2021 | 1.00 |  |                                                                                               |
|               |            |      |  | <i>- Attended monthly board presentation and gave project update</i>                          |
| Billable Time | 01/28/2021 | 1.00 |  |                                                                                               |
|               |            |      |  | <i>- Followed up with CM regarding EZ Tag reader</i>                                          |
|               |            |      |  | <i>- Followed up with Rice &amp; Gardner on remaining Cx</i>                                  |
|               |            |      |  | <i>- Followed up with DAC and CM on remaining and new TAB deficiencies</i>                    |
| Billable Time | 01/29/2021 | 3.00 |  |                                                                                               |
|               |            |      |  | <i>- Drove to site to walk TAB deficiencies and punch list</i>                                |

|             |  |       |  |        |
|-------------|--|-------|--|--------|
| Subtotal    |  | 19.00 |  | 0.00   |
| Labor total |  | 21.75 |  | 412.50 |

**Reimbursable Expenses at 1.10  
 Consultants**

Phase Status: Active

Billing Cutoff: 01/31/2021

| Date | Units | Rate | Amount |
|------|-------|------|--------|
|------|-------|------|--------|

**Consultant**

WIP Status: Billable

Rice & Gardner Consultants, Inc.

|                       |            |      |          |          |
|-----------------------|------------|------|----------|----------|
| Mechanical Consultant | 12/31/2020 | 1.00 | 1,501.50 | 1,501.50 |
| Subtotal              |            | 1.00 |          | 1,501.50 |
| Consultant total      |            | 1.00 |          | 1,501.50 |

**Reimbursable Expenses at 1.10  
 Expenses**

Phase Status: Active

Billing Cutoff: 01/31/2021

| Date | Units | Rate | Amount |
|------|-------|------|--------|
|------|-------|------|--------|

WIP Status:

|          |  |  |      |
|----------|--|--|------|
| Subtotal |  |  | 0.00 |
| total    |  |  | 0.00 |

**Invoice Supporting Detail**

**Invoice Summary**

|                   | <b>Contract</b> | <b>Billed</b> | <b>%</b> | <b>Remaining</b> | <b>%</b> |
|-------------------|-----------------|---------------|----------|------------------|----------|
| <b>Labor</b>      | 188,860.00      | 188,860.00    | 100      |                  |          |
| <b>Expense</b>    |                 | 4,556.96      |          | -4,556.96        |          |
| <b>Consultant</b> | 103,250.00      | 38,363.19     | 37       | 64,886.81        | 63       |
| <b>Total</b>      | 292,110.00      | 231,780.15    | 79       | 60,329.85        | 21       |





DE LAGE LANDEN PUBLIC FINANCE LLC  
 P.O. BOX 41602  
 PHILADELPHIA, PA 19101-1602

**REMITTANCE SECTION**

Invoice Number: 71112973  
 Due Date: 02/15/2021  
 Due This Period: \$36,939.53

Amount Enclosed: \$ \_\_\_\_\_

Please make check payable to:

DE LAGE LANDEN PUBLIC FINANCE LLC  
 P.O. BOX 41602  
 PHILADELPHIA, PA 19101-1602



2100000711129730036939531

Detach here. Please include the top payment coupon with your payment. Please allow 5-7 days for U.S. Postal Service delivery.



DE LAGE LANDEN PUBLIC FINANCE LLC  
 P.O. BOX 41602  
 PHILADELPHIA, PA 19101-1602

[WWW.LESSEEDIRECT.COM](http://WWW.LESSEEDIRECT.COM)

Contract Number: 803-0002145-000  
 Invoice Number: 71112973  
 Account Number: 234825  
 Site Number: 1334834  
 Invoice Date: 01/23/2021  
 Period of Performance: 01/15/2021-02/14/2021  
 Due This Period: \$36,939.53

**IMPORTANT MESSAGES**

\*Please review your equipment location(s) for tax purposes.

**Visit WWW.LESSEEDIRECT.COM**

Did you know you can...

- ✓ View copies of your contract and open invoices
- ✓ Enroll in paperless invoicing
- ✓ Make a payment
- ✓ Set up automated/recurring payments

See Reverse For Important Information

**INVOICE DETAILS**

| Description         | Payment Amount | Tax    | Total Amount | Applied Amount | Remaining Amount Due |
|---------------------|----------------|--------|--------------|----------------|----------------------|
| PAYMENT             | \$36,939.53    | \$0.00 | \$36,939.53  | \$0.00         | \$36,939.53          |
| Billed this Invoice | \$36,939.53    | \$0.00 | \$36,939.53  | \$0.00         | \$36,939.53          |

(Please see the following pages for details.)



DreamSeats LLC  
 1301 S Shamrock Ave  
 Landrum SC 29356  
 US  
 (631) 656-1066

Invoice Number: 4735298

Page: 1 of 2

Date: 2/12/2021

Salesperson: Phil Catalani

Regular Invoice

Fed ID: 20-3103307

Currency: USD US Dollar

Fed ID:

C005594

B Harris County ESD1 (TX)  
 I 2800 Aldine Bender Rd  
 L Houston TX 77032  
 L US

S Harris County ESD1 (TX)  
 H 2800 Aldine Bender Rd  
 I Houston TX 77032  
 P US

T  
 O

T  
 O

| Order      | Purchase Order | Packages    | Prepaid    | Weight     | Ship Via       | Terms            |
|------------|----------------|-------------|------------|------------|----------------|------------------|
| SO00036492 | ES00002484     |             | 0.00       |            |                | Due Upon Receipt |
| Line/Rel   | Qty Ordered    | Qty Shipped | Back Order | Unit Price | Extended Price |                  |
| 1          | 4.000          | 4.000       | 0.000      | 299.00000  | 1,196.00       |                  |

Item: 1101TX-418250-PL-TE Twin XL Metal Bed with HPL Hea

U/M: EA

Date Shipped: 2/12/2021

|   |       |       |       |           |          |  |
|---|-------|-------|-------|-----------|----------|--|
| 2 | 4.000 | 4.000 | 0.000 | 350.00000 | 1,400.00 |  |
|---|-------|-------|-------|-----------|----------|--|

Item: 1103TX-438435-PL Bunk Bed (Single Bed)

U/M: EA

Date Shipped: 2/12/2021

|   |       |       |       |         |      |  |
|---|-------|-------|-------|---------|------|--|
| 3 | 2.000 | 2.000 | 0.000 | 0.00000 | 0.00 |  |
|---|-------|-------|-------|---------|------|--|

Item: 1103GRX-017916-PL Bunk Bed Guard Rail Left

U/M: EA

Date Shipped: 2/12/2021

|   |       |       |       |         |      |  |
|---|-------|-------|-------|---------|------|--|
| 4 | 2.000 | 2.000 | 0.000 | 0.00000 | 0.00 |  |
|---|-------|-------|-------|---------|------|--|

Item: 1103GRX-016516-PL Bunk Bed Guard Rail Right

U/M: EA

Date Shipped: 2/12/2021



DreamSeats LLC  
 1301 S Shamrock Ave  
 Landrum SC 29356  
 US  
 (631) 656-1066

Invoice Number: 4735298

Page: 2 of 2

Date: 2/12/2021

Salesperson: Phil Catalani

Regular Invoice

Fed ID: 20-3103307

Currency: USD US Dollar

Fed ID:

C005594

B Harris County ESD1 (TX)  
 I 2800 Aldine Bender Rd  
 L Houston TX 77032  
 L US

S Harris County ESD1 (TX)  
 H 2800 Aldine Bender Rd  
 I Houston TX 77032  
 P US

T  
O

T  
O

| Order      | Purchase Order | Packages    | Prepaid    | Weight     | Ship Via       | Terms            |
|------------|----------------|-------------|------------|------------|----------------|------------------|
| SO00036492 | ES00002484     |             | 0.00       |            |                | Due Upon Receipt |
| Line/Rel   | Qty Ordered    | Qty Shipped | Back Order | Unit Price | Extended Price |                  |
| 5          | 2.000          | 2.000       | 0.000      | 0.00000    | 0.00           |                  |

Item: 1103L-130257-PL

Bunk Bed Ladder

U/M: EA

Date Shipped: 2/12/2021

|                     |                |
|---------------------|----------------|
| <b>Sales Amount</b> | 2,596.00       |
| Misc Charges        | 0.00           |
| Freight             | 503.40         |
| Surcharge           | 0.00           |
| Sales Tax           | 0.00           |
| Prepaid Amount      | 0.00           |
| <b>Total</b>        | <b>3099.40</b> |





DreamSeats LLC  
 1301 S Shamrock Ave  
 Landrum SC 29356  
 US  
 (631) 656-1066

Invoice Number: 4734932

Page: 2 of 2

Date: 1/27/2021

Salesperson: Phil Catalani

Regular Invoice

Fed ID: 20-3103307

Currency: USD US Dollar

Fed ID:

C005594

B Harris County ESD1 (TX)  
 I 2800 Aldine Bender Rd  
 L Houston TX 77032  
 L US

S Harris County ESD1 (TX)  
 H 2800 Aldine Bender Rd  
 I Houston TX 77032  
 P US

T  
O

T  
O

| Order      | Purchase Order | Packages    | Prepaid    | Weight     | Ship Via       | Terms            |
|------------|----------------|-------------|------------|------------|----------------|------------------|
| SO00036491 | ES00002485     |             | 0.00       |            |                | Due Upon Receipt |
| Line/Rel   | Qty Ordered    | Qty Shipped | Back Order | Unit Price | Extended Price |                  |

|                     |                |
|---------------------|----------------|
| <b>Sales Amount</b> | 4,619.00       |
| Misc Charges        | 0.00           |
| Freight             | 780.36         |
| Surcharge           | 0.00           |
| Sales Tax           | 0.00           |
| Prepaid Amount      | 0.00           |
| <b>Total</b>        | <b>5399.36</b> |



DreamSeats LLC  
 1301 S Shamrock Ave  
 Landrum SC 29356  
 US  
 (631) 656-1066

Invoice Number: 4732637

Page: 1 of 2

Date: 11/24/2020

Salesperson: Phil Catalani

Regular Invoice

Fed ID:

Currency: USD US Dollar

Fed ID:

C005594

B Harris County ESD1 (TX)  
 I 2800 Aldine Bender Rd  
 L Houston TX 77032  
 L US

S Harris County ESD1 (TX)  
 H 2800 Aldine Bender Rd  
 I Houston TX 77032  
 P US

T  
 O

T  
 O

| Order      | Purchase Order | Packages    | Prepaid    | Weight     | Ship Via        | Terms |
|------------|----------------|-------------|------------|------------|-----------------|-------|
| SO00036494 | ES00002483     |             | 0.00       |            | UPS Freight LTL |       |
| Line/Rel   | Qty Ordered    | Qty Shipped | Back Order | Unit Price | Extended Price  |       |
| 1          | 4.000          | 4.000       | 0.000      | 239.00000  | 956.00          |       |

Item: XZ2000BSBLK

XZipit Bar Stool 2000 Black 30

U/M: EA

Date Shipped: 11/24/2020

|   |       |       |       |         |      |  |
|---|-------|-------|-------|---------|------|--|
| 2 | 4.000 | 4.000 | 0.000 | 0.00000 | 0.00 |  |
|---|-------|-------|-------|---------|------|--|

Item: POCUSTOM

Custom 30" Dillon Black XZipit Panel

U/M: EA

Date Shipped: 11/24/2020

|   |       |       |       |         |      |  |
|---|-------|-------|-------|---------|------|--|
| 3 | 1.000 | 1.000 | 0.000 | 0.00000 | 0.00 |  |
|---|-------|-------|-------|---------|------|--|

Item: DIGITIZING

One Time Set Up Fee for Custom

U/M: EA

Date Shipped: 11/24/2020



DreamSeats LLC  
 1301 S Shamrock Ave  
 Landrum SC 29356  
 US  
 (631) 656-1066

Invoice Number: 4732637

Page: 2 of 2

Date: 11/24/2020

Salesperson: Phil Catalani

Regular Invoice

Fed ID:

Currency: USD US Dollar

Fed ID:

C005594

B Harris County ESD1 (TX)  
 I 2800 Aldine Bender Rd  
 L Houston TX 77032  
 L US

S Harris County ESD1 (TX)  
 H 2800 Aldine Bender Rd  
 I Houston TX 77032  
 P US

T  
 O

T  
 O

| Order      | Purchase Order | Packages    | Prepaid | Weight     | Ship Via        | Terms          |
|------------|----------------|-------------|---------|------------|-----------------|----------------|
| SO00036494 | ES00002483     |             | 0.00    |            | UPS Freight LTL |                |
| Line/Rel   | Qty Ordered    | Qty Shipped |         | Back Order | Unit Price      | Extended Price |

|              |        |
|--------------|--------|
| Sales Amount | 956.00 |
| Misc Charges | 0.00   |
| Freight      | 307.99 |
| Surcharge    | 0.00   |
| Sales Tax    | 0.00   |

|                |                |
|----------------|----------------|
| Prepaid Amount | 0.00           |
| <b>Total</b>   | <b>1263.99</b> |

Tracking Number: 917054250

# Invoice



Page 1/1  
 Invoice 02279  
 Date 12/31/2020

**Harris County Emergency Corps**  
 2800 Aldine Bender Road  
 Houston TX 77032

**Bill To:** Harris County ESD#1  
 2800 Aldine Bender Rd  
 Houston Texas 77032

**Ship To:** Harris County ESD#1  
 2800 Aldine Bender Rd  
 Houston Texas 77032

| Purchase Order No. |         | Customer ID | Salesperson ID   |                                                | Payment Terms  | Req Ship Date  | Master No.     |
|--------------------|---------|-------------|------------------|------------------------------------------------|----------------|----------------|----------------|
|                    |         | H0001       |                  |                                                | Due on Receipt | 12/31/2020     | 1,948          |
| Ordered            | Shipped | B/O         | Item Number      | Description                                    | Discount       | Unit Price     | Ext. Price     |
| 1.00               | 1.00    | 0.00        | 911 SERVICES     | 1786 Responses x \$984.21 - IMX<br>\$394,832 ( | \$0.00         | \$1,362,967.00 | \$1,362,967.00 |
| 1.00               | 1.00    | 0.00        | LEASE PAYMENTS   | Lease payments to ESD1 Bldg/Eq                 | \$0.00         | -\$45,553.00   | -\$45,553.00   |
| 1.00               | 1.00    | 0.00        | LEASE AMBULANCES | Lease Payments ESD1 ambulances                 | \$0.00         | -\$7,000.00    | -\$7,000.00    |

|                |                       |
|----------------|-----------------------|
| Subtotal       | \$1,310,414.00        |
| Misc           | \$0.00                |
| Tax            | \$0.00                |
| Freight        | \$0.00                |
| Trade Discount | \$0.00                |
| <b>Total</b>   | <b>\$1,310,414.00</b> |



# Invoice



Page 1/1  
Invoice 02277  
Date 1/31/2021

## Harris County Emergency Corps

2800 Aldine Bender Road  
Houston TX 77032

**Bill To:** Harris County ESD#1  
2800 Aldine Bender Rd  
Houston Texas 77032

**Ship To:** Harris County ESD#1  
2800 Aldine Bender Rd  
Houston Texas 77032

| Purchase Order No. |         | Customer ID | Salesperson ID   |                                              | Payment Terms  | Req Ship Date  | Master No.     |
|--------------------|---------|-------------|------------------|----------------------------------------------|----------------|----------------|----------------|
|                    |         | H0001       |                  |                                              | Due on Receipt | 1/31/2021      | 1,946          |
| Ordered            | Shipped | B/O         | Item Number      | Description                                  | Discount       | Unit Price     | Ext. Price     |
| 1.00               | 1.00    | 0.00        | 911 SERVICES     | 1857 Responses x \$984.21 - IMX<br>\$384,204 | \$0.00         | \$1,443,474.00 | \$1,443,474.00 |
| 1.00               | 1.00    | 0.00        | LEASE PAYMENTS   | Lease payments to ESD1 Bldg/Eq               | \$0.00         | -\$45,553.00   | -\$45,553.00   |
| 1.00               | 1.00    | 0.00        | LEASE AMBULANCES | Lease Payments ESD1 ambulances               | \$0.00         | -\$7,000.00    | -\$7,000.00    |

Subtotal \$1,390,921.00  
Misc \$0.00  
Tax \$0.00  
Freight \$0.00  
Trade Discount \$0.00  
Total \$1,390,921.00





HARRIS COUNTY APPRAISAL DISTRICT  
 BUDGET AND FINANCE DIVISION  
 ACCOUNTS RECEIVABLE  
 PO BOX 920975  
 HOUSTON, TX 77292-0975  
 PHONE 713-957-7470  
 FAX 713-957-7410

# INVOICE

Invoice Number: PSI21000526  
 Invoice Date: 2/15/2021

HARRIS COUNTY ESD 1  
 CATHY SUNDAY PRESIDENT  
 THE MORTON ACCOUNTING SVCS  
 1125 CYPRESS STATION DR STE H-4  
 HOUSTON, TX 77090

HARRIS COUNTY ESD 1  
 CATHY SUNDAY PRESIDENT  
 THE MORTON ACCOUNTING SVCS  
 1125 CYPRESS STATION DR STE H-4  
 HOUSTON, TX 77090

Customer ID 671

Due Date 3/31/2021  
 Terms DUE LAST BUSINESS DAY OF QTR

| Item/Description           | Unit | Order Qty | Quantity | Unit Price | Total Price |
|----------------------------|------|-----------|----------|------------|-------------|
| Qtr 2 QUARTERLY ASSESSMENT |      | 1         | 1        | 34,288.00  | 34,288.00   |

**Subtotal:** 34,288.00  
 Invoice Discount: 0.00  
 Tax: 0.00  


---

**Total:** 34,288.00

**PENALTY AND INTEREST APPLY IF NOT PAID BY DUE DATE.**

\* SEC 6.06(e), TEXAS PROPERTY TAX CODE

**MAIL TO:**

HARRIS COUNTY APPRAISAL DISTRICT  
 BUDGET AND FINANCE DIVISION  
 ACCOUNTS RECEIVABLE  
 PO BOX 920975  
 HOUSTON, TX 77292-0975

VFIS of Texas  
13625 Ronald W Reagan Blvd  
Bldg 3, Suite 100

Cedar Park, TX 78613  
Phone: 800-252-9435 Fax: 512-448-9929

Harris Co ESD #1  
2800 Aldine Bender Rd. Ste A  
Houston, TX 77032

|                          |             |            |
|--------------------------|-------------|------------|
| <b>INVOICE NO. 84836</b> |             | Page 1     |
| ACCOUNT NO.              | OP          | DATE       |
| HARC0-1                  | DB          | 01/25/2021 |
| PRODUCER                 |             |            |
| Glenn Hastings           |             |            |
| BALANCE DUE ON           |             |            |
| 01/25/2021               |             |            |
| AMOUNT PAID              | AMOUNT DUE  |            |
|                          | \$65,134.00 |            |

| itm #                   | Due Date | Type | Policy #           | Description    | Amount             |
|-------------------------|----------|------|--------------------|----------------|--------------------|
| 365889                  | 01/25/21 | CPKG | VFNU-TR-0001761-00 | Policy renewal | \$65,134.00        |
| <b>Invoice Balance:</b> |          |      |                    |                | <b>\$65,134.00</b> |

WE APPRECIATE YOUR BUSINESS!  
To pay online go to : <https://winstar.epaypolicy.com/>



**INVOICE FOR PROFESSIONAL SERVICES  
19005 - 23 INV**

December 31, 2020

Amos Byington  
Harris County ESD No. 1  
2800 Aldine Bender Road Suite A  
Houston, TX 77032

RE: Harris County ESD No. 1 EMS Station No. 97

**For Professional Services through 98% Construction Administration**

Estimated Fee - \$100,800.00

| Phase                       | % of Fee | Total Fee by Phase   | % Comp | Fee Earned          | Less Prev. Invoiced | Due This Invoice   |
|-----------------------------|----------|----------------------|--------|---------------------|---------------------|--------------------|
| Programming                 | 5        | \$ 5,040.00          | 100%   | \$ 5,040.00         | \$ 5,040.00         | \$ -               |
| Schematic Design            | 10       | \$ 10,080.00         | 100%   | \$ 10,080.00        | \$ 10,080.00        | \$ -               |
| Design Development          | 10       | \$ 10,080.00         | 100%   | \$ 10,080.00        | \$ 10,080.00        | \$ -               |
| Construction Documents      | 30       | \$ 30,240.00         | 100%   | \$ 30,240.00        | \$ 30,240.00        | \$ -               |
| Bidding                     | 5        | \$ 5,040.00          | 100%   | \$ 5,040.00         | \$ 5,040.00         | \$ -               |
| Construction Administration | 40       | \$ 40,320.00         | 98%    | \$ 39,513.60        | \$ 38,304.00        | \$ 1,209.60        |
| <b>Total</b>                |          | <b>\$ 100,800.00</b> |        | <b>\$ 99,993.60</b> | <b>\$ 98,784.00</b> | <b>\$ 1,209.60</b> |

**Reimbursable Expenses(Not included in above amount)**

In-House Printing -  
8 1/2 x 11 -  
11x17 -

= \$ -  
= \$ -  
= \$ -  
= \$ -  
= \$ -  
= \$ -

Subtotal = \$ -  
Amount Due = \$ 1,209.60

**(We appreciate your business!)**

**\*\* Reimbursable Expenses are limited to \$2,500.00 excluding Permit Fees\*\***

**Current reimbursable owed: \$0.00**  
**Total Previously Invoiced \$142.09**  
**Total reimbursable: 1,850.92**  
**Remaining reimbursable balance: \$649.08**

**Current Permit fees owed: \$0.00**  
**Previous permit reimbursed: \$2,581.00**  
**Total Permit Fees: \$2,581.00**



# INVOICE

OAK Interactive, LLC  
1819 Blue Water Bay Dr.  
Katy, TX 77494  
United States

info@oakinteractive.com  
www.oakinteractive.com

Invoice #: 12846  
Invoice date: Jan 31, 2021  
Reference: Creative Services  
Due date: Mar 2, 2021

Amount due:  
**\$450.00**

## Bill To:

HCESD-1.org  
Melissa Morton  
2800 Aldine Bender Rd.  
Houston, TX 77032  
United States

| Description                                        | Quantity | Price        | Amount              |
|----------------------------------------------------|----------|--------------|---------------------|
| Website Maintenance - 450<br>HCESD-1.org - January | 1        | \$450.00     | \$450.00            |
|                                                    |          | Subtotal     | \$450.00            |
|                                                    |          | <b>Total</b> | <b>\$450.00 USD</b> |

## Notes

January, 2021

Kindly Remit to: OAK Interactive, LLC;  
1819 Blue Water Bay Drive, Katy, TX 77494

THANK YOU FOR YOUR BUSINESS!

## Terms and Conditions

Net 30 - Interest accrued at 2% per month, thereafter.

Make all checks payable to: OAK Interactive, LLC or pay via Credit Card with a 4% processing fee. Total due within 30 days. Interest accrues at 2% per month, thereafter.

Sales Tax applied to:

- Website Maintenance
- Website Design & Development
- Hard Cost for production items

---

# RBAP

---

RADCLIFFE  
BOBBITT  
ADAMS  
POLLEY

America Tower  
2929 Allen Parkway, Suite 3450  
Houston, Texas 77019  
(713) 237-1221  
www.rbaplaw.com

Harris County ESD No. 1  
c/o The Morton Accounting Services  
1125 Cypress Station Drive, Building H-4  
Houston, Texas 77090

February 10, 2021

Client No.: 1850.0000  
Invoice No.: 211584

**Attention:**

**RE:** Elections

| DATE      | DESCRIPTION                                                                                                                                                                                                                                                                                                                                                                                                                                                                                                                                                                                                                                                                                               | HOURS | AMOUNT       |     |
|-----------|-----------------------------------------------------------------------------------------------------------------------------------------------------------------------------------------------------------------------------------------------------------------------------------------------------------------------------------------------------------------------------------------------------------------------------------------------------------------------------------------------------------------------------------------------------------------------------------------------------------------------------------------------------------------------------------------------------------|-------|--------------|-----|
| Feb-10-21 | General legislative and procedural preparation for the 2020/2021 election cycle; preparation of various form election documents, including notices and supplemental agendas and associated items and orders and resolutions and translations for same; staff office conferences regarding deadlines and calendars for May 2020 elections; various communications and meetings with Harris County in preparation for May 2020 elections; provide required notices regarding May elections to Harris County Clerk and Voter Registrar; handle preparation of forms necessary for cancellation of May 2020 elections (notices/orders) and related translations; office conference with staff regarding same. |       | 8.83         | RDA |
|           | Totals                                                                                                                                                                                                                                                                                                                                                                                                                                                                                                                                                                                                                                                                                                    | 0.00  | <hr/> \$8.83 |     |

**DISBURSEMENTS**

|           |                                         |  |       |  |
|-----------|-----------------------------------------|--|-------|--|
| Feb-10-21 | Miscellaneous election related expenses |  | 64.29 |  |
|-----------|-----------------------------------------|--|-------|--|



|                                      |                       |
|--------------------------------------|-----------------------|
| Totals                               | <u>\$64.29</u>        |
| <b>Total Fee &amp; Disbursements</b> | <u><b>\$73.12</b></u> |
| <b>Balance Now Due</b>               | <u><b>\$73.12</b></u> |



# INVOICE



|                                                                              |                                                                                              |
|------------------------------------------------------------------------------|----------------------------------------------------------------------------------------------|
| SHIP TO: 0                                                                   | MAKE PAYMENT TO:                                                                             |
| GLORIA                                                                       | STRYKER SALES CORPORATION<br>P.O. BOX 93308<br>CHICAGO, IL 60673-3308<br>PH - 1-800-733-2383 |
| BILL TO: 1197448                                                             |                                                                                              |
| HARRIS COUNTY EMER SVCS DISTRI<br>2800 ALDINE BENDER RD<br>HOUSTON, TX 77032 |                                                                                              |

STRYKER MEDICAL  
1901 Romence Rd Parkway  
Portage, MI 49002  
Phone Number: (800) 327-0770  
Fax Number: (866) 551-2618  
www.stryker.com

Service Invoice

| INVOICE NUMBER        | DATE     | CUSTOMER P.O. | ORDER NUMBER    | CLAIM NUMBER | PAGE   |
|-----------------------|----------|---------------|-----------------|--------------|--------|
| 2850901M              | 11/21/19 |               | SV              |              | 1 of 1 |
| TERMS                 |          |               | SHIPPING METHOD |              |        |
| Net 30 days           |          |               |                 |              |        |
| SHIPPING INSTRUCTIONS |          |               | SERIAL NUMBER   |              |        |
|                       |          |               |                 |              |        |

| QUANTITY | UOM | DESCRIPTION | ITEM NUMBER | GTIN           | UNIT PRICE | EXTENDED PRICE |
|----------|-----|-------------|-------------|----------------|------------|----------------|
| 1        | EA  | 111919-2    | 6390000000  | 07613327261523 | 0.00       | 4873.00        |
| 1        | EA  | 111919-2    | 6506000000  | 07613327261639 | 0.00       | 3690.60        |
| 1        | EA  | 111919-2    | 6506000000  | 07613327261639 | 0.00       | 6300.00        |

|                                                                                                                                                                   |          |           |          |
|-------------------------------------------------------------------------------------------------------------------------------------------------------------------|----------|-----------|----------|
| CLAIMS FOR SHORT SHIPMENT MUST BE MADE WITHIN 30 DAYS OF RECEIPT. NO MERCHANDISE MAY BE RETURNED TO STRYKER FOR CREDIT WITHOUT OUR EXPRESS PERMISSION IN ADVANCE. | SUBTOTAL | SALES TAX | TOTAL    |
|                                                                                                                                                                   | 14863.60 | 0.00      | 14863.60 |
| Subject to applicable shipping and handling charges.                                                                                                              |          |           |          |

# INVOICE



|                                                                                    |                                                                                     |
|------------------------------------------------------------------------------------|-------------------------------------------------------------------------------------|
| <b>SHIP TO:</b> 1197448                                                            | <b>MAKE PAYMENT TO:</b>                                                             |
| HARRIS COUNTY EMER SVCS DISTRICT # 1<br>2800 ALDINE BENDER RD<br>HOUSTON, TX 77032 | STRYKER SALES CORP<br>PO BOX 93308<br>CHICAGO, IL 60673-3308<br>PH - 1-800-733-2383 |
| <b>BILL TO:</b> 1197448                                                            |                                                                                     |
| HARRIS COUNTY EMER SVCS DISTRI<br>2800 ALDINE BENDER RD<br>HOUSTON, TX 77032       |                                                                                     |

STRYKER MEDICAL  
1901 Romence Rd Parkway  
Portage, MI 49002  
Phone Number: (800) 327-0770  
Fax Number: (866) 551-2618  
www.stryker.com

Contract Invoice

| INVOICE NUMBER | DATE     | CUSTOMER P.O. | ORDER NUMBER | CLAIM NUMBER | PAGE   |
|----------------|----------|---------------|--------------|--------------|--------|
| 3141369M       | 09/14/20 | PO # 072820-3 | 1231410      |              | 1 of 1 |

| TERMS       | SHIPPING METHOD |
|-------------|-----------------|
| Net 30 days |                 |

| SHIPPING INSTRUCTIONS |
|-----------------------|
|                       |

| QUANTITY | DESCRIPTION                                                                                    | ITEM NUMBER  | GTIN           | SERIAL NUMBER | UNIT PRICE | EXTENDED PRICE |
|----------|------------------------------------------------------------------------------------------------|--------------|----------------|---------------|------------|----------------|
|          | <b>EMS Prevent and PM Only maintenance agreement multiple date range from 8/24/20 - 9/7/30</b> |              |                |               |            |                |
|          | <b>oe 8589603</b>                                                                              |              |                |               |            |                |
| 1        | PO # 072820-3                                                                                  | 6506000000   | 07613327261639 | 2008003500246 | 10544.00   | 10544.00       |
| 1        | PO # 072820-3                                                                                  | 6506000000   | 07613327261639 | 2008003500247 | 10544.00   | 10544.00       |
| 1        | PO # 072820-3                                                                                  | 6506000000   | 07613327261639 | 2008003500248 | 10544.00   | 10544.00       |
| 1        | PO # 072820-3                                                                                  | 6506000000   | 07613327261639 | 2008003500249 | 10544.00   | 10544.00       |
| 1        | PO # 072820-3                                                                                  | 6506000000   | 07613327261639 | 2008003500250 | 10544.00   | 10544.00       |
| 1        | PO # 072820-3                                                                                  | 99576-000063 |                | 3520M544      | 2520.00    | 2520.00        |
| 1        | PO # 072820-3                                                                                  | 99576-000063 |                | 3520M787      | 2520.00    | 2520.00        |
| 1        | PO # 072820-3                                                                                  | 99576-000063 |                | 3520M788      | 2520.00    | 2520.00        |
| 1        | PO # 072820-3                                                                                  | 99576-000063 |                | 3520M790      | 2520.00    | 2520.00        |
| 1        | PO # 072820-3                                                                                  | 99576-000063 |                | 3520M792      | 2520.00    | 2520.00        |
| 1        | PO # 072820-3                                                                                  | 99576-000063 |                | 3520M876      | 2520.00    | 2520.00        |
| 1        | PO # 072820-3                                                                                  | 99576-000063 |                | 3520M877      | 2520.00    | 2520.00        |
| 1        | PO # 072820-3                                                                                  | 639005550001 | 07613327394740 | 2007012400260 | 15579.00   | 15579.00       |
| 1        | PO # 072820-3                                                                                  | 639005550001 | 07613327394740 | 2007012400261 | 15579.00   | 15579.00       |
| 1        | PO # 072820-3                                                                                  | 639005550001 | 07613327394740 | 2007012400262 | 15579.00   | 15579.00       |
| 1        | PO # 072820-3                                                                                  | 639005550001 | 07613327394740 | 2007012400263 | 15579.00   | 15579.00       |
| 1        | PO # 072820-3                                                                                  | 639005550001 | 07613327394740 | 2008012400002 | 15579.00   | 15579.00       |

|                                                                                                                                                                                                                                  |                 |                  |              |
|----------------------------------------------------------------------------------------------------------------------------------------------------------------------------------------------------------------------------------|-----------------|------------------|--------------|
| <b>CLAIMS FOR SHORT SHIPMENT MUST BE MADE WITHIN 30 DAYS OF RECEIPT. NO MERCHANDISE MAY BE RETURNED TO STRYKER FOR CREDIT WITHOUT OUR EXPRESS PERMISSION IN ADVANCE.</b><br>Subject to applicable shipping and handling charges. | <b>SUBTOTAL</b> | <b>SALES TAX</b> | <b>TOTAL</b> |
|                                                                                                                                                                                                                                  | 148255.00       | 0.00             | 148255.00    |

# Invoice



|           |           |
|-----------|-----------|
| Date      | Invoice # |
| 1/31/2021 | 2179      |

|                                                                    |
|--------------------------------------------------------------------|
| Bill To                                                            |
| Harris County ESD #1<br>2800 Aldine Bender Rd<br>Houston, TX 77032 |

|        |          |
|--------|----------|
| Terms  | Due Date |
| Net 30 | 3/2/2021 |

| Serviced  | Description                                                                                                                                                                                                          | Hours  | Rate     | Amount   |
|-----------|----------------------------------------------------------------------------------------------------------------------------------------------------------------------------------------------------------------------|--------|----------|----------|
| 1/31/2021 | January Financial Statements                                                                                                                                                                                         |        | 2,750.00 | 2,750.00 |
| 1/31/2021 | Special reporting                                                                                                                                                                                                    | 0.5    | 140.00   | 70.00    |
| 1/31/2021 | Additional Hours (Fixed asset management, construction invoice review, construction reporting, meeting with board members for ACH approval for Prosperity, update of new Quickbooks file, preparation of 1099 forms) | 9.1047 | 140.00   | 1,274.66 |
| 1/31/2021 | Copies                                                                                                                                                                                                               | 15     | 0.29     | 4.35     |
| 1/31/2021 | BigRed Consulting Quickbooks file conversion assistance                                                                                                                                                              | 1      | 249.00   | 249.00   |
| 1/31/2021 | 1099 Forms and envelopes                                                                                                                                                                                             | 1      | 42.35    | 42.35    |
| 1/31/2021 | Postage                                                                                                                                                                                                              |        | 7.40     | 7.40     |
| 1/31/2021 | New Quickbooks Software Subscription- downgrade from Enterprise edition                                                                                                                                              |        | 449.00   | 449.00   |

Please Remit Payment to:  
The Morton Accounting Service  
1125 Cypress Station Dr. Bldg H-4  
Houston, TX 77090

or via the Intuit payment link in the email.

|                         |            |
|-------------------------|------------|
| <b>Total</b>            | \$4,846.76 |
| <b>Payments/Credits</b> | \$0.00     |
| <b>Balance Due</b>      | \$4,846.76 |



Carr, Riggs & Ingram, LLC  
Two Riverway, 15th Floor  
Houston, TX 77056

(713) 621-8090  
(713) 621-6907 (fax)  
www.cricpa.com

February 14, 2021

To Board of Commissioners  
Harris County Emergency Services District #1  
2800 Aldine Bender Road  
Houston, Texas 77032

We are pleased to confirm our understanding of the services we are to provide Harris County Emergency Services District #1 (the District) for the year ended December 31, 2020.

#### **Audit Scope and Objectives**

We will audit the financial statements of the governmental activities and major fund, and the disclosures, which collectively comprise the basic financial statements of the District as of and for the year ended December 31, 2020. Accounting standards generally accepted in the United States of America (GAAS) provide for certain required supplementary information (RSI), such as management's discussion and analysis (MD&A), to supplement the District's basic financial statements. Such information, although not a part of the basic financial statements, is required by the Governmental Accounting Standards Board who considers it to be an essential part of financial reporting for placing the basic financial statements in an appropriate operational, economic, or historical context. As part of our engagement, we will apply certain limited procedures to the District's RSI in accordance with GAAS. These limited procedures will consist of inquiries of management regarding the methods of preparing the information and comparing the information for consistency with management's responses to our inquiries, the basic financial statements, and other knowledge we obtained during our audit of the basic financial statements. We will not express an opinion or provide any assurance on the information because the limited procedures do not provide us with sufficient evidence to express an opinion or provide any assurance. The following RSI is required by U.S. generally accepted accounting principles (GAAP) and will be subjected to certain limited procedures, but will not be audited:

- 1) Management's Discussion and Analysis
- 2) Statement of Revenue, Expenditures and Changes in Fund Balance – Budget to Actual – General Fund

The objectives of our audit are to obtain reasonable assurance as to whether the financial statements as a whole are free from material misstatement, whether due to fraud or error; issue an auditor's report that includes our opinion about whether your financial statements are fairly presented, in all material respects, in conformity with GAAP; and report on the fairness of the supplementary information referred to in the second paragraph when considered in relation to the financial statements as a whole. Reasonable assurance is a high level of assurance but is not absolute assurance and therefore is not a guarantee that an audit conducted in accordance with GAAS will always detect a material misstatement when it exists. Misstatements, including omissions, can arise from fraud or error and are considered material if there is a substantial likelihood that, individually or in the aggregate, they would influence the judgment of a reasonable user made based on the financial statements.

### **Auditors' Responsibilities for the Audit of the Financial Statements**

We will conduct our audit in accordance with GAAS and will include tests of your accounting records and other procedures we consider necessary to enable us to express such opinions. As part of an audit in accordance with GAAS, we exercise professional judgment and maintain professional skepticism throughout the audit.

We will evaluate the appropriateness of accounting policies used and the reasonableness of significant accounting estimates made by management. We will also evaluate the overall presentation of the financial statements, including the disclosures, and determine whether the financial statements represent the underlying transactions and events in a manner that achieves fair presentation. We will plan and perform the audit to obtain reasonable assurance about whether the financial statements are free of material misstatement, whether from (1) errors, (2) fraudulent financial reporting, (3) misappropriation of assets, or (4) violations of laws or governmental regulations that are attributable to the government or to acts by management or employees acting on behalf of the government.

Because of the inherent limitations of an audit, combined with the inherent limitations of internal control, and because we will not perform a detailed examination of all transactions, there is an unavoidable risk that some material misstatements may not be detected by us, even though the audit is properly planned and performed in accordance with GAAS. In addition, an audit is not designed to detect immaterial misstatements or violations of laws or governmental regulations that do not have a direct and material effect on the financial statements. However, we will inform the appropriate level of management of any material errors, fraudulent financial reporting, or misappropriation of assets that comes to our attention. We will also inform the appropriate level of management of any violations of laws or governmental regulations that come to our attention, unless clearly inconsequential. Our responsibility as auditors is limited to the period covered by our audit and does not extend to any later periods for which we are not engaged as auditors.

We will also conclude, based on the audit evidence obtained, whether there are conditions or events, considered in the aggregate, that raise substantial doubt about the government's ability to continue as a going concern for a reasonable period of time.

Our procedures will include tests of documentary evidence supporting the transactions recorded in the accounts, and direct confirmation of receivables and certain assets and liabilities by correspondence with selected customers, creditors, and financial institutions. We may also request written representations from your attorneys as part of the engagement.

### **Audit Procedures—Internal Control**

We will obtain an understanding of the government and its environment, including internal control relevant to the audit, sufficient to identify and assess the risks of material misstatement of the financial statements, whether due to error or fraud, and to design and perform audit procedures responsive to those risks and obtain evidence that is sufficient and appropriate to provide a basis for our opinions. The risk of not detecting a material misstatement resulting from fraud is higher than for one resulting from error, as fraud may involve collusion, forgery, intentional omissions, misrepresentation, or the override of internal control. An audit is not designed to provide assurance on internal control or to identify deficiencies in internal control. Accordingly, we will express no such opinion. However, during the audit, we will communicate to management and those charged with governance internal control related matters that are required to be communicated under AICPA professional standards.

Although planning has not been completed, we have identified the following significant risks of material misstatement from our prior audit that remain relevant to this audit.

- Management override of internal controls
- Improper revenue recognition due to fraud

It is possible that modifications may be made to this list as planning and our audit is completed, in which case we will communicate the modifications to those charged with governance, in writing.

#### **Audit Procedures—Compliance**

As part of obtaining reasonable assurance about whether the financial statements are free of material misstatement, we will perform tests of the District's compliance with the provisions of applicable laws, regulations, contracts, and agreements. However, the objective of our audit will not be to provide an opinion on overall compliance and we will not express such an opinion.

#### **Other Services**

We will also prepare the financial statements of the District in conformity with accounting principles generally accepted in the United States of America based on information provided by you. We will also assist the District with recording certain journal entries to adjust tax receivables and allowances in conformity with U.S. generally accepted accounting principles based on information provided by you.

We will perform the services in accordance with applicable professional standards. The other services are limited to the financial statement services and adjustments of tax receivables and allowances previously defined. We, in our sole professional judgment, reserve the right to refuse to perform any procedure or take any action that could be construed as assuming management responsibilities.

#### **Responsibilities of Management for the Financial Statements**

Our audit will be conducted on the basis that you acknowledge and understand your responsibility for designing, implementing, and maintaining internal controls relevant to the preparation and fair presentation of financial statements that are free from material misstatement, whether due to fraud or error, including monitoring ongoing activities; for the selection and application of accounting principles; and for the preparation and fair presentation of the financial statements in conformity with accounting principles generally accepted in the United States of America.

Management is responsible for making drafts of financial statements, all financial records, and related information available to us and for the accuracy and completeness of that information (including information from outside of the general and subsidiary ledgers). You are also responsible for providing us with (1) access to all information of which you are aware that is relevant to the preparation and fair presentation of the financial statements, such as records, documentation, identification of all related parties and all related-party relationships and transactions, and other matters; (2) additional information that we may request for the purpose of the audit; and (3) unrestricted access to persons within the government from whom we determine it necessary to obtain audit evidence. At the conclusion of our audit, we will require certain written representations from you about the financial statements and related matters.

Your responsibilities include adjusting the financial statements to correct material misstatements and confirming to us in the management representation letter that the effects of any uncorrected misstatements aggregated by us during the current engagement and pertaining to the latest period presented are immaterial, both individually and in the aggregate, to the financial statements of each opinion unit taken as a whole.



You are responsible for the design and implementation of programs and controls to prevent and detect fraud, and for informing us about all known or suspected fraud affecting the government involving (1) management, (2) employees who have significant roles in internal control, and (3) others where the fraud could have a material effect on the financial statements. Your responsibilities include informing us of your knowledge of any allegations of fraud or suspected fraud affecting the government received in communications from employees, former employees, grantors, regulators, or others. In addition, you are responsible for identifying and ensuring that the government complies with applicable laws and regulations.

You agree to assume all management responsibilities for the financial statement preparation services and any other nonattest services we provide; oversee the services by designating Melissa Morton, CPA, with suitable skill, knowledge, or experience; evaluate the adequacy and results of the services; and accept responsibility for them.

#### **Dispute Resolution**

In the event of a dispute between the parties which arises out of or relates to this contract or engagement letter, the breach thereof or the services provided or to be provided hereunder, if the dispute cannot be settled through negotiation, the parties agree that before initiating arbitration, litigation or other dispute resolution procedure, they will first try, in good faith, to resolve the dispute through non-binding mediation. All parties agree that an alternative form of dispute resolution shall not be undertaken by either party until the expiration of fifteen (15) calendar days following notice being provided to the other party indicating that the dispute cannot be settled through mediation. The mediation will be administered by the American Arbitration Association under its Dispute Resolution Rules for Professional Accounting and Related Services Disputes. The costs of any mediation proceedings shall be shared equally by all parties.

#### **Governing Law; Venue**

This agreement and performance hereunder shall be governed by the laws of the State of Alabama, without reference to any conflict of laws rules or principles. Any action or proceeding arising from or relating to this agreement must be brought in a state or federal court having jurisdiction in Coffee County, Alabama, and each party irrevocably submits to the jurisdiction and venue of any such court in any such action or proceeding and agrees to waive any defenses to venue and jurisdiction including forum non conveniens.

#### **Statute of Limitations**

The parties agree that there shall be a one-year statute of limitation (from the delivery of the service or termination of the contract) for the filing of any requests for arbitration, lawsuit, or proceeding related to this agreement. If such a claim is filed more than one year, or the minimum durational period having been determined as permissible by applicable statutory law or by a court of competent jurisdiction, subsequent to the delivery of the service or termination of the contract, whichever occurs first in time, then it shall be precluded by this provision, regardless of whether or not the claim has accrued at that time.

### **Electronic Data Communication and Storage and Use of Third Party Service Provider**

In the interest of facilitating our services to your government, we may send data over the Internet, securely store electronic data via computer software applications hosted remotely on the Internet, or allow access to data through third-party vendors' secured portals or clouds. Electronic data that is confidential to your government may be transmitted or stored using these methods. We may use third-party service providers to store or transmit this data, such as, but not limited to, providers of tax return preparation software. In using these data communication and storage methods, our firm employs measures designed to maintain data security. We use reasonable efforts to keep such communications and data access secure in accordance with our obligations under applicable laws and professional standards. We also require our third-party vendors to do the same.

You recognize and accept that we have no control over, and shall not be responsible for, the unauthorized interception or breach of any communications or data once it has been sent or has been subject to unauthorized access, notwithstanding all reasonable security measures employed by us or our third-party vendors. You consent to our use of these electronic devices and applications and submission of confidential client information to third-party service providers during this engagement.

To enhance our services to you, we will use a combination of remote access, secure file transfer, virtual private network or other collaborative, virtual workspace or other online tools or environments. Access through any combination of these tools allows for on-demand and/or real-time collaboration across geographic boundaries and time zones and allows CRI and you to share data, engagement information, knowledge, and deliverables in a protected environment. In order to use certain of these tools and in addition to execution of this acknowledgement and engagement letter, you may be required to execute a separate client acknowledgement or agreement and agree to be bound by the terms, conditions and limitations of such agreement. You agree that CRI has no responsibility for the activities of its third-party vendors supplying these tools and agree to indemnify and hold CRI harmless with respect to any and all claims arising from or related to the operation of these tools. While we may back up your files to facilitate our services, you are solely responsible for the backup of your files and records; therefore, we recommend that you also maintain your own backup files of these records. In the event you suffer a loss of any files or records due to accident, inadvertent mistake, or Act of God, copies of which you have provided to us pursuant to this agreement, we shall not be responsible or obligated to provide you a copy of any such file or record which we may retain in our possession.

### **Engagement Administration, Fees, and Other**

We understand that your consultants will prepare all cash, accounts receivable, or other confirmations we request and will locate any documents selected by us for testing. We will schedule the engagement based in part on deadlines, working conditions, and the availability of your key personnel. We will plan the engagement based on the assumption that your personnel will cooperate and provide assistance by performing tasks such as preparing requested schedules, retrieving supporting documents, and preparing confirmations. If, for whatever reason, your personnel are unavailable to provide the necessary assistance in a timely manner, it may substantially increase the work we have to do to complete the engagement within the established deadlines, resulting in an increase in fees over our original fee estimate.

Alyssa Hill is the engagement partner and is responsible for supervising the engagement and signing the report or authorizing another individual to sign it. We expect to begin our audit on approximately March 8, 2021 as long as you have provided to us substantially all of the schedules, documents, confirmation and other information requested from you in preparation of the audit.

We estimate our fee for these services will be \$17,000. You will also be billed for out-of-pocket costs (such as confirmation fee, report reproduction, postage, etc.). Our standard hourly rates vary according to the degree of responsibility involved and the experience level of the personnel assigned to your audit. Our invoices for these fees will be rendered as work progresses and are payable on presentation. In accordance with our firm policies, work may be suspended if your account becomes 60 days or more overdue and may not be resumed until your account is paid in full. If we elect to terminate our services for nonpayment, our engagement will be deemed to have been completed upon written notification of termination, even if we have not completed our report. You will be obligated to compensate us for all time expended and to reimburse us for all out-of-pocket costs through the date of termination. The above fee is based on anticipated cooperation from your personnel and the assumption that unexpected circumstances will not be encountered during the audit. If significant additional time is necessary, we will discuss it with you and arrive at a new fee estimate before we incur the additional costs.

**Reporting**

We will issue a written report upon completion of our audit of the District's financial statements. Our report will be addressed to the Board of Commissioners of Harris County Emergency Services District #1. Circumstances may arise in which our report may differ from its expected form and content based on the results of our audit. Depending on the nature of these circumstances, it may be necessary for us to modify our opinions or add an emphasis-of-matter or other-matter paragraph to our auditor's report, or if necessary, withdraw from this engagement. If our opinions are other than unmodified, we will discuss the reasons with you in advance. If, for any reason, we are unable to complete the audit or are unable to form or have not formed opinions, we may decline to express opinions or withdraw from this engagement.

We appreciate the opportunity to be of service to Harris County Emergency Services District #1 and believe this letter accurately summarizes the significant terms of our engagement. If you have any questions, please let us know. If you agree with the terms of our engagement as described in this letter, please sign the attached copy and return it to us.

Very truly yours,

*Carr, Riggs & Ingram, L.L.C.*

Carr, Riggs & Ingram, L.L.C.

RESPONSE:

This letter correctly sets forth the understanding of Harris County Emergency Services District #1.

Governance signature:

*Shurley Beard*

Title:

*Vice President*

Date:

*2/23/2020 Perrow SR*

**APPROVED**  
Document approved by Harris County ESD-1  
Board of Commissioners  
By a Majority Vote  
on 2-23-21 (Date)  
*Shurley Beard*  
President of ESD-1  
*[Signature]*  
Secretary of ESD-1



## President's Report – HCEC

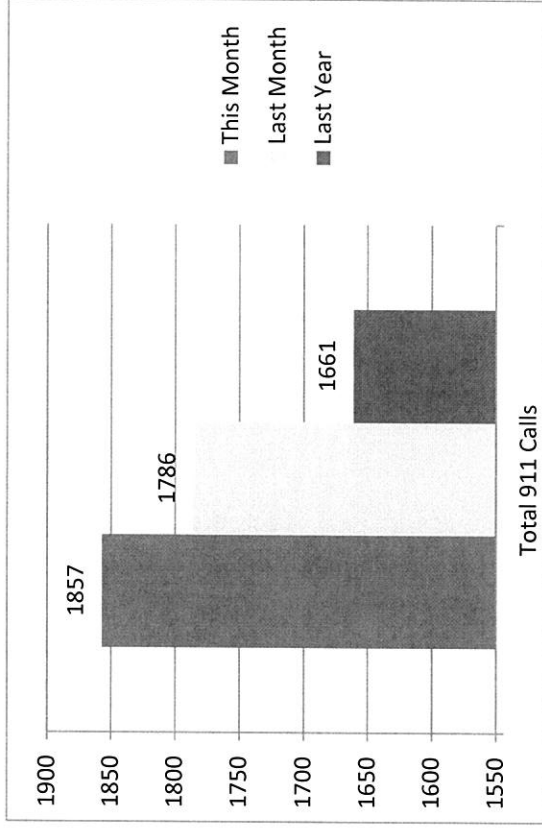
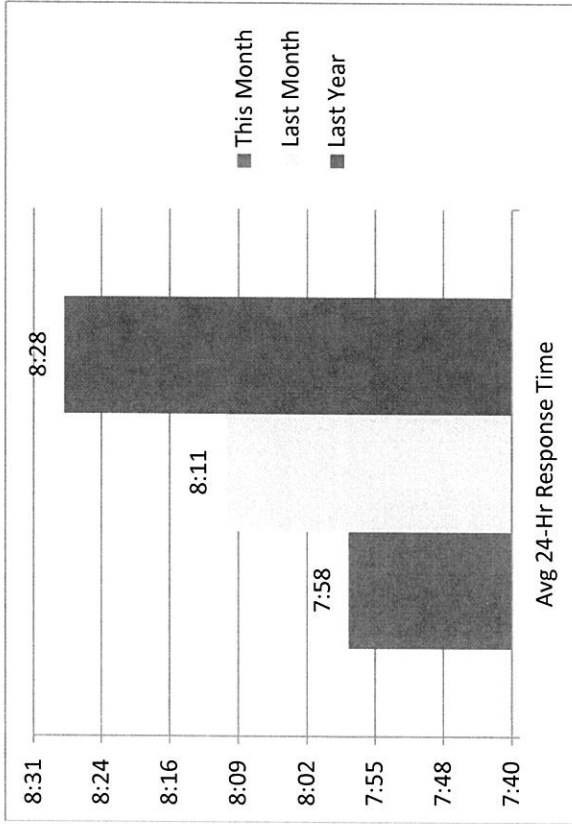
### February 2021 Meeting

- HCEC responded to 1857 911 calls this month, compared to 1786 in the previous month. Our response time is 7:58.
- Station 97 opened as planned and our crews thank the ESD for the new station!
- HCEC was strong during the winter storm last week. We have several employees with damage to their homes which we are helping them with. We had a fantastic team of supervisors and leaders here making sure the response went well. We decided to pay everyone double time for their efforts.
- Our buildings fared well during the ice storm. We had some water outages reported at multiple stations, which was quickly addressed and only had one generator failure, which was also fixed. The power surges damaged some IT equipment at Bender but our IT department was onsite quickly to repair.
- Our medics were also safe during the event. We had one minor collision where a motorist couldn't stop in time and slid into the back of one of our units. No damage noted.
- HCEC is participating in the mass FEMA vaccination effort at NRG Park. We are providing ambulance standby for the event.

Ambulance Failures: 10 (0 during response/patient care)

Fleet Accident: 3 (all minor)

# HCEC Activity January 2021



## Call Volume Comparison





Harris County Emerg Corps  
Division

# 911 STATISTICS REPORT FOR PERIOD 01-01-21 to 01-31-21

2/16/2021 10:18:07 AM Page 1 of 10

## RESPONSE PRIORITY SUMMARY

| TYPE             | Alpha      | Bravo      | Charlie    | Delta      | Echo      | Unspecified | Total       |
|------------------|------------|------------|------------|------------|-----------|-------------|-------------|
| District         | 11         | 11         | 9          | 93         | 19        | 26          | 169         |
| EVENT            |            |            |            |            |           | 4           | 4           |
| Medic            | 373        | 191        | 374        | 587        | 30        | 302         | 1857        |
| Medical Director |            |            |            |            |           | 1           | 1           |
| Supervisor       | 2          |            |            |            |           |             | 2           |
| <b>Total</b>     | <b>386</b> | <b>202</b> | <b>383</b> | <b>680</b> | <b>49</b> | <b>333</b>  | <b>2033</b> |

\* All units assigned to a response that went enroute

## OUT OF THE CHUTE RESPONSE AVERAGES AND STATISTICS BY APPARATUS TYPE

| APPARATUS TYPE | ASSIGNED TO ENROUTE | ASSIGNED TO ONSCENE | ENROUTE TO ONSCENE | HOSPITAL TO IN-SERVICE | AVERAGE ONSCENE TIME | AVERAGE INCIDENT TIME |
|----------------|---------------------|---------------------|--------------------|------------------------|----------------------|-----------------------|
| District       | 01:05               | 07:41               | 06:36              | 00:00                  | 00:24:07             | 31:49                 |
| Medic          | 01:10               | 07:58               | 06:47              | 36:55                  | 00:19:47             | 02:18                 |

\* All units assigned to a response that went enroute in district, NO mutual aid responses

## SERVICE LEVEL STATUS CHANGES BY DAY

| Status Level    | 03       | 04       | 05        | 08       | 09       | 13       | 15       | 16       | 19       | 24        | 27       | 31       | Total     |
|-----------------|----------|----------|-----------|----------|----------|----------|----------|----------|----------|-----------|----------|----------|-----------|
| 2021-01 LEVEL - | 2        | 4        | 1         | 1        | 2        | 1        | 2        | 1        | 2        | 4         | 3        | 2        | 22        |
| LEVEL 0         |          | 2        | 1         |          |          |          |          |          | 4        |           |          |          | 7         |
| LEVEL 1         | 2        | 8        |           | 1        | 1        | 3        | 2        | 4        | 5        |           |          |          | 29        |
| <b>Totals</b>   | <b>2</b> | <b>2</b> | <b>14</b> | <b>1</b> | <b>1</b> | <b>2</b> | <b>3</b> | <b>4</b> | <b>5</b> | <b>10</b> | <b>7</b> | <b>7</b> | <b>58</b> |

## SERVICE LEVEL STATUS CHANGES BY HOUR OF DAY

| Status Level    | 00       | 01       | 09       | 11       | 12       | 13       | 14       | 17       | 18       | 19       | 20       | 21       | 22       | 23        | Total     |
|-----------------|----------|----------|----------|----------|----------|----------|----------|----------|----------|----------|----------|----------|----------|-----------|-----------|
| 2021-01 LEVEL - |          |          | 3        | 2        | 1        | 1        | 1        | 1        | 4        | 2        | 1        | 1        | 3        | 4         | 22        |
| LEVEL 0         | 1        |          |          |          |          |          |          |          | 4        | 1        |          | 1        |          |           | 7         |
| LEVEL 1         | 2        | 1        | 3        | 2        | 3        | 1        | 1        | 1        | 1        | 5        | 3        | 1        | 6        |           | 29        |
| <b>Totals</b>   | <b>3</b> | <b>1</b> | <b>6</b> | <b>2</b> | <b>2</b> | <b>4</b> | <b>1</b> | <b>2</b> | <b>9</b> | <b>8</b> | <b>4</b> | <b>2</b> | <b>4</b> | <b>10</b> | <b>58</b> |



Division Harris County Emerg Corps

# 911 STATISTICS REPORT FOR PERIOD 01-01-21 to 01-31-21

2/16/2021 10:18:07 AM Page 2 of 10

## DAILY RESPONSE TOTALS BY APPARATUS TYPE

|                  | 2021/01   | 1         | 2         | 3         | 4         | 5         | 6         | 7         | 8         | 9         | 10        | 11        | 12        | 13        | 14        | 15        | 16        | 17        | 18        | 19        | 20        | 21        | 22        | 23        | 24        | 25        | 26        | 27        | 28        | 29        | 30        | 31          | Total |
|------------------|-----------|-----------|-----------|-----------|-----------|-----------|-----------|-----------|-----------|-----------|-----------|-----------|-----------|-----------|-----------|-----------|-----------|-----------|-----------|-----------|-----------|-----------|-----------|-----------|-----------|-----------|-----------|-----------|-----------|-----------|-----------|-------------|-------|
| District         | 16        | 13        | 1         | 9         | 9         | 7         | 7         | 4         | 2         | 7         | 7         | 13        | 7         | 5         | 4         | 9         | 6         | 9         | 3         | 9         | 4         | 11        | 2         | 7         | 2         | 8         | 8         | 4         | 6         | 7         | 6         | 212         |       |
| EVENT            |           |           | 1         |           |           |           |           |           |           |           |           |           |           |           |           |           |           |           |           |           |           | 3         |           |           |           |           |           |           |           |           |           | 4           |       |
| Medic            | 72        | 54        | 68        | 79        | 61        | 55        | 60        | 68        | 56        | 62        | 64        | 60        | 65        | 69        | 59        | 53        | 51        | 66        | 64        | 64        | 61        | 60        | 51        | 71        | 52        | 54        | 78        | 39        | 52        | 62        | 63        | 1893        |       |
| Medical Control  |           |           |           |           |           |           |           |           |           |           |           |           |           |           |           |           |           |           |           |           |           |           |           |           |           |           |           |           |           |           |           | 1           |       |
| Medical Director | 1         |           |           |           |           | 1         |           |           |           |           |           |           |           |           |           |           |           |           |           |           |           |           |           |           |           |           |           |           |           |           |           | 4           |       |
| Supervisor       |           |           |           |           |           |           | 1         |           |           |           |           |           |           |           |           |           |           |           |           |           |           |           |           |           |           |           |           |           |           |           |           | 2           |       |
| <b>Totals</b>    | <b>89</b> | <b>67</b> | <b>70</b> | <b>88</b> | <b>70</b> | <b>83</b> | <b>68</b> | <b>73</b> | <b>58</b> | <b>71</b> | <b>71</b> | <b>73</b> | <b>72</b> | <b>74</b> | <b>63</b> | <b>62</b> | <b>57</b> | <b>75</b> | <b>67</b> | <b>73</b> | <b>65</b> | <b>71</b> | <b>56</b> | <b>78</b> | <b>54</b> | <b>63</b> | <b>86</b> | <b>43</b> | <b>58</b> | <b>69</b> | <b>69</b> | <b>2116</b> |       |

\* All units assigned to a response that went enroute

## DAILY RESPONSE TOTALS BY UNIT

|               | 2021/01   | 1         | 2         | 3         | 4         | 5         | 6         | 7         | 8         | 9         | 10        | 11        | 12        | 13        | 14        | 15        | 16        | 17        | 18        | 19        | 20        | 21        | 22        | 23        | 24        | 25        | 26        | 27        | 28        | 29        | 30        | 31          | Total |
|---------------|-----------|-----------|-----------|-----------|-----------|-----------|-----------|-----------|-----------|-----------|-----------|-----------|-----------|-----------|-----------|-----------|-----------|-----------|-----------|-----------|-----------|-----------|-----------|-----------|-----------|-----------|-----------|-----------|-----------|-----------|-----------|-------------|-------|
| 9912          |           |           |           |           |           |           |           |           |           |           |           |           |           |           |           |           |           |           |           |           |           |           |           |           |           |           |           |           |           |           |           |             | 2     |
| D90           | 4         | 4         | 4         | 5         | 4         | 4         | 2         | 4         | 1         | 3         | 1         | 6         | 5         | 4         | 1         | 3         | 1         | 2         | 2         | 3         | 1         | 6         |           |           | 1         | 2         | 2         | 2         | 2         | 4         | 4         | 4           | 85    |
| D901          | 9         | 7         | 4         | 4         | 2         | 4         |           |           |           | 2         | 5         | 4         | 1         | 1         | 3         | 4         | 4         | 4         | 4         | 1         | 4         | 2         | 3         | 1         | 3         | 4         | 4         | 4         | 2         | 2         | 3         | 1           | 84    |
| HCMD1         |           |           |           |           |           |           |           |           |           |           |           |           |           |           |           |           |           |           |           |           |           |           |           |           |           |           |           |           |           |           |           |             | 1     |
| M91           | 6         | 6         | 11        | 7         | 6         | 5         | 6         | 7         | 6         | 5         | 7         | 8         | 5         | 5         | 5         | 5         | 8         | 8         | 7         | 9         | 7         | 4         | 8         | 4         | 7         | 7         | 5         | 10        | 4         | 7         | 10        | 7           | 207   |
| M910          | 3         | 3         | 5         | 3         | 3         | 3         | 5         | 1         | 3         | 3         | 3         | 3         | 7         | 5         | 7         | 5         | 5         | 6         | 4         | 2         | 6         | 5         | 5         | 3         | 4         | 4         | 3         | 4         | 3         | 4         | 4         | 86          |       |
| M92           | 9         | 6         | 8         | 8         | 7         | 7         | 8         | 8         | 3         | 8         | 8         | 6         | 7         | 6         | 5         | 6         | 6         | 6         | 6         | 9         | 7         | 7         | 5         | 8         | 3         | 5         | 9         | 4         | 7         | 7         | 7         | 208         |       |
| M920          | 8         | 5         | 8         | 9         | 3         | 6         | 6         | 7         | 5         | 6         | 6         | 7         | 5         | 8         | 8         | 4         | 6         | 5         | 5         | 9         | 7         | 5         | 5         | 8         | 4         | 5         | 11        | 3         | 6         | 5         | 8         | 193         |       |
| M93           | 7         | 6         | 6         | 9         | 7         | 8         | 7         | 4         | 7         | 7         | 6         | 7         | 11        | 8         | 8         | 6         | 9         | 11        | 7         | 9         | 6         | 5         | 7         | 7         | 7         | 9         | 5         | 9         | 5         | 6         | 8         | 222         |       |
| M930          | 8         | 6         | 7         | 3         | 2         | 4         | 5         | 6         | 5         | 2         | 3         | 4         | 3         | 6         | 3         | 2         | 2         | 2         | 2         | 4         | 2         | 2         | 2         |           |           | 3         | 2         | 4         | 1         | 4         | 6         | 105         |       |
| M94           | 6         | 3         | 7         | 10        | 6         | 6         | 3         | 8         | 5         | 8         | 8         | 5         | 5         | 7         | 4         | 3         | 2         | 4         | 5         | 5         | 6         | 6         | 6         | 8         | 6         | 7         | 8         | 3         | 4         | 5         | 6         | 175         |       |
| M940          | 4         | 3         | 5         | 8         | 6         | 4         | 5         | 9         | 5         | 8         | 8         | 4         | 8         | 7         | 5         | 3         | 1         | 4         | 8         | 6         | 5         | 6         | 5         | 11        | 6         | 4         | 8         | 4         | 4         | 7         | 8         | 179         |       |
| M95           | 6         | 3         | 6         | 8         | 4         | 4         | 4         | 4         | 4         | 7         | 4         | 4         | 7         | 8         | 3         | 4         | 7         | 5         | 3         | 5         | 4         | 6         | 5         | 7         | 6         | 3         | 4         | 6         | 5         | 7         | 6         | 161         |       |
| M950          | 4         | 1         |           |           |           |           |           |           |           |           |           |           |           |           |           |           |           |           |           |           |           |           |           |           |           |           |           |           |           |           |           | 9           |       |
| M96           | 10        | 6         | 9         | 8         | 10        | 7         | 5         | 6         | 7         | 6         | 7         | 7         | 6         | 7         | 12        | 7         | 8         | 10        | 8         | 5         | 8         | 6         | 4         | 12        | 6         | 7         | 8         | 7         | 4         | 6         | 6         | 225         |       |
| M97           | 5         | 4         | 3         | 3         | 6         | 1         | 3         | 4         | 4         | 4         | 7         | 5         | 3         | 6         | 5         | 4         | 4         | 3         | 7         | 2         | 6         | 4         | 4         | 3         | 3         | 5         | 6         | 6         | 1         | 2         | 4         | 127         |       |
| M990          | 2         | 2         |           |           |           |           |           |           |           |           |           |           |           |           |           |           |           |           |           |           |           |           |           |           |           |           |           |           |           |           |           | 4           |       |
| RP1           |           |           |           |           |           |           |           |           |           |           |           |           |           |           |           |           |           |           |           |           |           |           |           |           |           |           |           |           |           |           |           | 2           |       |
| RP4           |           |           |           |           |           |           |           |           |           |           |           |           |           |           |           |           |           |           |           |           |           |           |           |           |           |           |           |           |           |           |           | 1           |       |
| RP5           |           |           |           |           |           |           |           |           |           |           |           |           |           |           |           |           |           |           |           |           |           |           |           |           |           |           |           |           |           |           |           | 1           |       |
| <b>Totals</b> | <b>88</b> | <b>65</b> | <b>71</b> | <b>86</b> | <b>65</b> | <b>61</b> | <b>66</b> | <b>73</b> | <b>55</b> | <b>67</b> | <b>71</b> | <b>73</b> | <b>72</b> | <b>75</b> | <b>63</b> | <b>59</b> | <b>55</b> | <b>71</b> | <b>66</b> | <b>71</b> | <b>64</b> | <b>68</b> | <b>55</b> | <b>77</b> | <b>54</b> | <b>61</b> | <b>85</b> | <b>45</b> | <b>56</b> | <b>70</b> | <b>69</b> | <b>2077</b> |       |

\* All units assigned to a response that went enroute



Harris County Emerg Corps  
Division

# 911 STATISTICS REPORT FOR PERIOD 01-01-21 to 01-31-21

## AVERAGE RESPONSE TIME BY UNIT

|      | 1     | 2     | 3     | 4     | 5     | 6     | 7     | 8     | 9     | 10    | 11    | 12    | 13    | 14    | 15    | 16    | 17    | 18    | 19    | 20    | 21    | 22    | 23    | 24    | 25    | 26    | 27    | 28    | 29    | 30    | 31    | Average |       |  |
|------|-------|-------|-------|-------|-------|-------|-------|-------|-------|-------|-------|-------|-------|-------|-------|-------|-------|-------|-------|-------|-------|-------|-------|-------|-------|-------|-------|-------|-------|-------|-------|---------|-------|--|
| D90  | 12:08 | 09:24 | 09:04 | 13:48 | 02:57 | 07:26 | 10:23 | 09:48 | 09:33 | 14:11 | 04:50 | 15:22 | 08:10 | 08:03 | 09:47 | 10:52 | 10:04 | 10:30 | 08:11 | 08:25 | 04:55 | 04:54 | 08:48 | 03:36 | 14:35 | 10:22 | 08:27 | 10:20 | 05:50 | 09:00 |       |         |       |  |
| D901 | 06:06 | 05:42 | 03:32 | 12:28 | 09:50 |       |       |       |       | 06:18 | 05:00 | 05:37 | 10:04 | 10:19 | 07:22 | 06:07 | 07:07 | 08:20 | 03:29 | 08:44 | 01:54 | 04:23 | 12:15 | 03:35 | 04:38 | 08:06 | 03:55 | 06:22 | 03:59 | 10:11 | 06:25 |         |       |  |
| M91  | 08:56 | 07:13 | 09:26 | 06:32 | 12:28 | 07:48 | 07:55 | 07:36 | 09:11 | 08:58 | 11:19 | 08:28 | 11:19 | 07:36 | 08:16 | 06:32 | 09:41 | 08:53 | 09:02 | 06:37 | 08:08 | 08:24 | 06:56 | 08:44 | 05:41 | 06:59 | 09:37 | 09:08 | 08:20 | 07:07 | 06:20 | 08:16   |       |  |
| M910 | 08:09 | 10:28 | 12:05 | 10:28 | 12:05 | 07:59 | 13:10 | 11:32 | 17:11 | 16:18 | 09:38 | 12:59 | 13:31 |       |       | 09:59 | 10:25 | 10:31 | 11:54 | 10:09 | 13:27 | 11:58 | 12:02 | 07:05 | 07:05 |       | 08:51 | 12:11 |       |       | 11:16 |         |       |  |
| M92  | 08:08 | 07:52 | 06:10 | 08:07 | 06:41 | 07:03 | 07:28 | 06:35 | 05:19 | 05:58 | 07:02 | 11:20 | 07:21 | 06:15 | 06:54 | 08:04 | 08:21 | 06:33 | 07:33 | 07:39 | 06:20 | 09:08 | 07:22 | 07:42 | 07:22 | 06:08 | 08:53 | 10:13 | 07:03 | 09:18 | 09:56 | 07:38   |       |  |
| M920 | 09:22 | 07:10 | 05:59 | 09:07 | 07:21 | 06:02 | 06:01 | 04:04 | 05:42 | 08:22 | 06:12 | 05:46 | 09:06 | 06:05 | 07:19 | 07:42 | 07:20 | 08:17 | 06:49 | 06:53 | 07:23 | 09:45 | 09:02 | 09:52 | 06:58 | 11:33 | 10:27 | 07:55 | 07:10 | 06:47 | 07:36 | 07:37   |       |  |
| M93  | 07:43 | 08:27 | 07:53 | 05:55 | 08:11 | 07:26 | 08:55 | 11:21 | 07:50 | 08:01 | 09:33 | 07:48 | 08:14 | 07:27 | 04:28 | 07:43 | 06:08 | 06:58 | 08:14 | 07:22 | 07:35 | 05:55 | 07:55 | 06:49 | 07:02 | 07:10 | 07:21 | 07:14 | 11:38 | 07:12 | 07:13 | 07:30   |       |  |
| M930 | 03:13 | 07:23 | 10:16 | 10:23 | 18:57 | 09:27 | 09:15 | 09:51 | 06:58 | 06:52 | 09:46 | 09:06 | 10:26 | 09:11 | 09:09 |       | 11:41 | 06:24 | 08:36 | 17:12 | 12:22 | 04:40 | 07:36 | 11:54 | 08:49 | 07:02 | 05:31 | 04:52 | 05:06 | 07:50 |       |         | 07:50 |  |
| M94  | 05:48 | 08:20 | 07:17 | 07:39 | 07:06 | 06:07 | 09:00 | 06:17 | 07:16 | 07:41 | 08:47 | 09:08 | 08:01 | 06:52 | 05:54 | 06:48 | 07:12 | 03:09 | 08:20 | 07:41 | 05:25 | 06:30 | 04:29 | 06:49 | 07:25 | 08:21 | 11:40 | 08:13 | 06:14 | 06:17 | 07:20 | 07:10   |       |  |
| M940 | 06:26 | 07:42 | 07:48 | 08:11 | 10:26 | 10:17 | 09:44 | 05:36 | 05:42 | 07:36 | 07:52 | 08:54 | 07:18 | 08:27 | 07:39 | 08:02 | 05:53 | 04:42 | 06:49 | 08:24 | 08:54 | 06:05 | 07:04 | 06:50 | 08:40 | 08:07 | 10:28 | 06:29 | 05:58 | 06:30 | 06:18 | 07:28   |       |  |
| M95  | 07:05 | 05:51 | 08:32 | 08:50 | 15:01 | 08:45 | 07:08 | 09:53 | 08:55 | 08:17 | 08:48 | 07:45 | 10:04 | 07:23 | 09:48 | 09:19 | 05:51 | 07:42 | 08:31 | 08:49 | 08:26 | 07:48 | 07:51 | 09:48 | 06:46 | 06:57 | 08:03 | 08:35 | 06:55 | 09:56 | 08:09 | 08:29   |       |  |
| M950 | 08:21 | 11:32 |       |       |       |       | 08:50 |       |       |       |       |       |       |       |       |       |       |       |       |       |       |       |       |       |       |       |       |       |       |       |       |         | 09:06 |  |
| M96  | 06:44 | 08:12 | 09:40 | 07:40 | 09:36 | 07:35 | 07:59 | 08:17 | 09:30 | 07:58 | 09:53 | 05:15 | 04:52 | 08:09 | 07:27 | 07:51 | 08:55 | 08:00 | 06:24 | 11:00 | 09:25 | 07:28 | 07:20 | 06:05 | 10:25 | 08:25 | 08:13 | 07:59 | 06:16 | 07:36 | 08:00 |         |       |  |
| M97  | 07:31 | 08:05 | 07:50 | 08:53 | 08:24 | 06:52 | 06:44 | 11:16 | 09:24 | 06:08 | 08:19 | 07:40 | 09:13 | 08:50 | 08:59 | 08:21 | 06:11 | 06:59 | 07:34 | 10:05 | 09:32 | 05:55 | 08:06 | 08:10 | 07:04 | 10:10 | 07:43 | 08:28 | 04:43 | 09:58 | 07:48 | 08:11   |       |  |
| M990 | 06:21 | 07:32 |       |       |       |       |       |       |       |       |       |       |       |       |       |       |       |       |       |       |       |       |       |       |       |       |       |       |       |       |       |         | 06:41 |  |

\* All units assigned to a response that went enroute in district, NO mutual aid responses

## DAILY REFUSAL TOTALS BY UNIT

|               | 01        | 02        | 03        | 04        | 05        | 06        | 07        | 08        | 09        | 10       | 11        | 12        | 13        | 14        | 15        | 16        | 17        | 18        | 19        | 20        | 21        | 22        | 23        | 24        | 25        | 26        | 27        | 28        | 29        | 30        | 31        | Total      |  |    |
|---------------|-----------|-----------|-----------|-----------|-----------|-----------|-----------|-----------|-----------|----------|-----------|-----------|-----------|-----------|-----------|-----------|-----------|-----------|-----------|-----------|-----------|-----------|-----------|-----------|-----------|-----------|-----------|-----------|-----------|-----------|-----------|------------|--|----|
| D26           |           |           |           |           |           |           |           |           |           |          |           |           |           |           |           |           |           |           |           |           |           |           |           |           |           |           |           |           |           |           |           |            |  | 2  |
| D901          |           |           |           |           |           |           |           |           |           |          |           |           |           |           |           |           |           |           |           |           |           |           |           |           |           |           |           |           |           |           |           |            |  | 2  |
| E36           |           |           |           |           |           |           |           |           |           |          |           |           |           |           |           |           |           |           |           |           |           |           |           |           |           |           |           |           |           |           |           |            |  | 2  |
| M91           |           |           |           |           |           |           |           |           |           |          |           |           |           |           |           |           |           |           |           |           |           |           |           |           |           |           |           |           |           |           |           |            |  | 37 |
| M910          |           |           |           |           |           |           |           |           |           |          |           |           |           |           |           |           |           |           |           |           |           |           |           |           |           |           |           |           |           |           |           |            |  | 30 |
| M92           |           |           |           |           |           |           |           |           |           |          |           |           |           |           |           |           |           |           |           |           |           |           |           |           |           |           |           |           |           |           |           |            |  | 65 |
| M920          |           |           |           |           |           |           |           |           |           |          |           |           |           |           |           |           |           |           |           |           |           |           |           |           |           |           |           |           |           |           |           |            |  | 53 |
| M93           |           |           |           |           |           |           |           |           |           |          |           |           |           |           |           |           |           |           |           |           |           |           |           |           |           |           |           |           |           |           |           |            |  | 52 |
| M930          |           |           |           |           |           |           |           |           |           |          |           |           |           |           |           |           |           |           |           |           |           |           |           |           |           |           |           |           |           |           |           |            |  | 44 |
| M94           |           |           |           |           |           |           |           |           |           |          |           |           |           |           |           |           |           |           |           |           |           |           |           |           |           |           |           |           |           |           |           |            |  | 40 |
| M940          |           |           |           |           |           |           |           |           |           |          |           |           |           |           |           |           |           |           |           |           |           |           |           |           |           |           |           |           |           |           |           |            |  | 38 |
| M95           |           |           |           |           |           |           |           |           |           |          |           |           |           |           |           |           |           |           |           |           |           |           |           |           |           |           |           |           |           |           |           |            |  | 49 |
| M950          |           |           |           |           |           |           |           |           |           |          |           |           |           |           |           |           |           |           |           |           |           |           |           |           |           |           |           |           |           |           |           |            |  | 3  |
| M96           |           |           |           |           |           |           |           |           |           |          |           |           |           |           |           |           |           |           |           |           |           |           |           |           |           |           |           |           |           |           |           |            |  | 63 |
| M97           |           |           |           |           |           |           |           |           |           |          |           |           |           |           |           |           |           |           |           |           |           |           |           |           |           |           |           |           |           |           |           |            |  | 31 |
| M990          |           |           |           |           |           |           |           |           |           |          |           |           |           |           |           |           |           |           |           |           |           |           |           |           |           |           |           |           |           |           |           |            |  | 3  |
| <b>Totals</b> | <b>23</b> | <b>14</b> | <b>18</b> | <b>24</b> | <b>15</b> | <b>17</b> | <b>22</b> | <b>10</b> | <b>16</b> | <b>8</b> | <b>17</b> | <b>20</b> | <b>17</b> | <b>18</b> | <b>18</b> | <b>18</b> | <b>14</b> | <b>21</b> | <b>19</b> | <b>19</b> | <b>18</b> | <b>22</b> | <b>16</b> | <b>17</b> | <b>14</b> | <b>17</b> | <b>20</b> | <b>11</b> | <b>12</b> | <b>13</b> | <b>18</b> | <b>516</b> |  |    |







**Division** Harris County Emerg Corps

**911 STATISTICS REPORT FOR PERIOD 01-01-21 to 01-31-21**

| Response Description   | M91 | M910 | M92 | M920 | M93 | M930 | M94 | M940 | M95 | M950 | M96 | M97 | M990 | Total |
|------------------------|-----|------|-----|------|-----|------|-----|------|-----|------|-----|-----|------|-------|
| DOWN                   |     |      | 1   |      |     |      |     | 1    |     |      | 2   | 1   |      | 5     |
| EXPLOSION LRG FUEL VEH | 2   |      |     | 2    |     |      |     |      |     |      | 2   |     |      | 6     |
| EXPLOSION TRAILER HSE  |     |      | 2   |      |     |      |     |      |     |      | 2   |     |      | 2     |
| FALLS                  |     | 1    |     |      |     | 2    | 2   | 2    | 2   |      | 2   |     |      | 10    |
| FIRE                   | 2   |      | 2   | 2    | 5   | 2    | 2   | 3    | 1   | 1    | 1   | 2   |      | 8     |
| FULL ARREST            | 2   |      | 4   |      |     |      |     |      |     |      |     |     |      | 20    |
| GAS LEAK/ODOR RESID    |     |      |     |      |     |      |     |      |     |      |     |     |      | 1     |
| HEADACHE               | 2   |      | 1   | 2    | 1   | 1    | 1   | 1    | 1   |      | 1   |     |      | 10    |
| HEMORRHAGE/LACERATIONS |     |      | 2   |      | 4   |      | 2   |      |     |      |     | 2   |      | 10    |
| HOUSE FIRE             |     |      | 1   |      |     |      |     |      |     |      |     |     |      | 1     |
| INJ. PARTY FROM A FALL | 6   | 11   | 10  | 9    | 12  | 14   | 8   | 9    | 15  | 13   | 13  | 12  |      | 119   |
| INJURED PARTY          | 1   | 3    | 5   | 4    | 3   | 1    | 2   | 6    | 4   | 2    | 2   | 1   |      | 32    |
| INJURIES (SPECIFIC)    |     |      |     |      | 1   |      | 1   | 1    | 1   |      |     |     |      | 3     |
| LRG NON DWELLING FIRE  |     |      |     |      |     |      |     | 1    |     |      |     |     |      | 1     |
| MED CALL               | 1   |      |     | 1    |     |      |     |      |     | 2    |     |     |      | 4     |
| MEDICAL CALL           | 58  | 20   | 34  | 45   | 41  | 31   | 34  | 29   | 23  | 49   | 27  |     |      | 391   |
| MEDICAL RESPONSE       |     |      |     |      | 1   |      |     |      |     |      |     |     |      | 1     |
| MOTOR VEHICLE ACCIDENT | 14  | 15   | 16  | 3    | 16  | 9    | 9   | 18   | 7   | 1    | 6   | 4   | 3    | 121   |
| Mutual Aid             | 1   |      | 1   |      | 1   |      | 1   |      | 1   | 1    | 1   | 2   |      | 19    |
| MVA ARREST             |     |      |     |      |     |      |     |      |     |      |     |     |      | 1     |
| MVA AUTO PED           | 1   | 2    | 3   | 5    | 4   | 2    | 1   |      |     | 1    | 1   | 1   |      | 19    |
| MVA BIKE MOTORCYCLE    |     |      | 1   |      | 1   |      | 1   |      |     |      |     |     |      | 4     |
| MVA EJECTION           |     |      |     |      |     |      |     | 2    |     | 1    | 1   | 2   |      | 5     |
| MVA ENTRAPMENT         | 3   |      | 1   | 3    | 5   |      | 4   | 3    |     | 3    | 1   |     |      | 23    |
| MVA HAZMAT             |     |      |     |      |     |      |     |      | 1   |      |     |     |      | 1     |
| MVA HIGH VELOCITY      |     | 1    | 1   | 1    | 2   |      |     |      | 1   |      |     | 1   |      | 7     |
| MVA INVOLVING BUS      |     |      |     |      |     | 1    | 1   |      | 1   |      |     | 1   |      | 4     |
| MVA NOT ALERT AB RESP  |     |      |     |      |     |      | 1   |      |     |      |     |     |      | 1     |
| MVA OVER BRIDGE        |     |      | 1   |      |     |      |     |      | 1   |      |     |     |      | 2     |
| MVA ROLL OVER          | 1   | 2    | 2   | 1    | 2   | 8    | 5   | 1    | 1   | 1    | 1   |     | 1    | 24    |
| MVA TRAIN VS PERSON    |     |      |     |      |     |      | 1   |      |     |      |     |     |      | 1     |
| MVA UNCONSCIOUS        |     |      | 2   |      | 2   |      |     |      |     | 2    |     |     |      | 6     |
| O.B.                   | 1   |      | 2   |      | 3   | 4    | 2   | 2    | 2   | 1    | 4   |     |      | 19    |
| OVERDOSE               | 3   |      | 6   | 5    | 3   | 1    | 4   | 6    | 2   | 6    | 2   |     |      | 38    |
| OVERDOSE/POISONING     | 4   |      |     |      |     |      | 2   |      |     | 2    |     |     |      | 8     |
| PAIN                   |     | 1    | 3   | 1    |     | 1    |     |      |     |      |     |     |      | 6     |
| PARTY                  |     | 1    | 3   | 1    | 1   | 3    | 5   | 3    | 3   | 1    | 1   | 1   |      | 19    |
| PERSON                 | 2   | 2    | 2   | 2    | 4   | 2    | 3   | 2    | 3   |      |     |     |      | 20    |
| POSSIBLE D.O.A.        | 2   |      |     |      | 1   | 1    | 1   | 1    | 1   |      |     | 2   |      | 8     |
| PROBLEM                | 4   |      | 2   | 8    | 8   | 2    | 4   | 2    | 6   | 4    | 2   | 2   |      | 44    |
| PROBLEMS               |     | 2    |     | 2    |     |      |     |      |     |      |     |     |      | 4     |
| PROBLEMS/AICD          | 1   |      |     |      |     |      |     |      | 1   |      |     |     |      | 2     |
| PSYCHIATRIC            | 11  | 10   | 5   | 6    | 5   | 10   | 8   | 11   | 2   | 1    | 12  | 3   |      | 84    |
| RESIDENTIAL FIRE       | 2   |      | 2   | 1    | 2   |      | 1   | 1    | 1   | 2    | 2   | 1   |      | 13    |
| RESIDENTIAL FIRE MULT  |     |      |     |      |     |      | 1   |      |     |      |     | 2   |      | 3     |
| RESIDENTIAL FIRE MULTI | 1   |      | 1   |      |     | 2    | 1   | 2    | 2   | 2    | 1   | 1   |      | 10    |
| RESPIRATORY            | 44  |      | 31  | 30   | 40  | 21   | 29  | 23   | 24  | 36   | 14  | 1   |      | 293   |
| RESPIRATORY ARREST     |     |      |     |      | 1   |      |     |      |     | 1    |     |     |      | 2     |



**Division Harris County Emerg Corps**

**911 STATISTICS REPORT FOR PERIOD 01-01-21 to 01-31-21**

2/16/2021 10:18:07 AM Page 6 of 10

| Response Description     | M91        | M910       | M92        | M920       | M93        | M930       | M94        | M940       | M95        | M950      | M96        | M97        | M990     | Total       |
|--------------------------|------------|------------|------------|------------|------------|------------|------------|------------|------------|-----------|------------|------------|----------|-------------|
| SEIZURES                 | 8          |            | 5          | 7          | 15         | 1          | 3          | 3          | 6          | 1         | 10         | 5          |          | 64          |
| SHOOTING                 | 1          |            |            |            | 1          |            |            |            |            |           |            | 1          |          | 3           |
| SML NON DWELLING FIRE    |            |            |            |            |            |            | 2          |            | 1          |           |            |            |          | 3           |
| STABBING / SHOOTING      | 2          |            | 2          | 3          | 1          | 1          | 1          |            |            |           | 2          |            |          | 12          |
| STROKE/CVA               | 2          |            |            | 2          |            |            |            |            |            |           |            |            |          | 4           |
| STRUCTURE FIRE HIGH LIFE |            |            | 2          |            |            |            | 1          |            |            |           |            | 1          |          | 4           |
| UNCONSCIOUS PARTY        | 10         |            | 16         | 15         | 16         | 6          | 8          | 7          | 8          | 1         | 9          | 10         |          | 106         |
| UNKNOWN PROBLEM          | 5          | 5          | 8          | 9          | 3          | 1          | 3          | 6          | 2          |           | 3          | 1          |          | 46          |
| VEHICLE ACCIDENT         | 11         | 8          | 13         | 7          | 9          | 11         | 8          | 5          | 7          |           | 8          | 5          |          | 92          |
| WITH ENTRAPMENT          |            |            |            |            |            | 1          |            |            | 1          |           |            |            |          | 2           |
| WITH ROLLOVER            |            |            | 1          |            |            |            | 1          | 1          | 1          |           | 1          | 1          |          | 5           |
| <b>Totals</b>            | <b>271</b> | <b>109</b> | <b>269</b> | <b>243</b> | <b>278</b> | <b>154</b> | <b>231</b> | <b>227</b> | <b>200</b> | <b>11</b> | <b>288</b> | <b>152</b> | <b>8</b> | <b>2441</b> |



Division Harris County Emerg Corps

# 911 STATISTICS REPORT FOR PERIOD 01-01-21 to 01-31-21

2/16/2021 10:18:07 AM Page 7 of 10

| Transported To                                     | TRANSPORT DESTINATION SUMMARY BY UNIT |           |            |            |            |           |            |            |            |          |            |           |          |  | Total       |
|----------------------------------------------------|---------------------------------------|-----------|------------|------------|------------|-----------|------------|------------|------------|----------|------------|-----------|----------|--|-------------|
|                                                    | M91                                   | M910      | M92        | M920       | M93        | M930      | M94        | M940       | M95        | M950     | M96        | M97       | M990     |  |             |
| ADVANCE DERMINTOLOGY                               |                                       |           |            |            |            | 1         |            |            |            |          |            |           |          |  | 1           |
| BEN TAUB HOSPITAL                                  | 1                                     |           |            | 1          |            |           |            | 1          |            |          |            |           |          |  | 3           |
| CONROE REGIONAL MEDICAL CTR                        |                                       |           | 1          |            |            |           |            |            |            |          |            |           |          |  | 1           |
| EMERGENCY HEALTH CTR - WILLOWBROOK                 | 1                                     |           |            | 1          |            |           |            |            |            |          |            |           |          |  | 2           |
| HCA ER 2477 WILLOWBROOK                            | 1                                     |           |            | 3          |            |           |            |            |            | 1        |            |           |          |  | 5           |
| HCA ER FALLCREEK                                   |                                       |           | 8          |            |            |           |            | 1          |            |          |            |           |          |  | 9           |
| HCA HOUSTON ER                                     |                                       |           |            | 2          |            |           |            |            |            |          |            |           |          |  | 2           |
| HCA HOUSTON ER 247                                 | 1                                     | 2         |            | 1          |            |           |            |            |            |          |            |           |          |  | 4           |
| HCA HOUSTON WILLOWBROOK                            |                                       |           |            | 1          |            |           |            |            |            |          |            |           |          |  | 1           |
| HEALTH ONE EMERGENCY CARE -KINGWOOD                |                                       | 2         |            |            |            |           |            |            |            |          | 1          |           |          |  | 3           |
| HOUSTON METHODIST THE WOODLANDS                    |                                       |           |            |            |            |           |            |            | 1          |          |            |           |          |  | 1           |
| HOUSTON NW                                         | 78                                    | 16        | 28         | 28         | 2          | 18        | 3          | 6          | 79         | 8        | 2          | 3         |          |  | 340         |
| KINDRED HOSPITAL MAIN                              | 4                                     |           |            |            |            |           |            |            |            |          |            |           |          |  | 4           |
| KINGWOOD EMERGENCY CENTER                          |                                       | 1         | 10         | 1          |            |           | 2          |            |            |          |            | 3         |          |  | 17          |
| KINGWOOD MEDICAL CENTER                            | 2                                     | 1         | 30         | 21         | 2          | 1         | 24         | 35         | 2          |          |            | 2         |          |  | 136         |
| KINGWOOD PINES HOSPITAL                            |                                       |           |            |            |            |           | 4          |            |            |          |            |           |          |  | 4           |
| Lynndon B Johnson General Hospital                 | 3                                     | 2         | 15         | 14         | 5          | 4         | 24         | 19         | 1          | 3        | 6          |           |          |  | 96          |
| MEMORIAL HERMANN GREATER HEIGHTS                   | 6                                     | 3         | 8          | 4          | 1          | 1         |            |            | 1          | 5        |            |           |          |  | 29          |
| MEMORIAL HERMANN HEALTH CENTER                     |                                       |           | 1          |            |            |           |            |            |            |          |            |           |          |  | 1           |
| MEMORIAL HERMANN HOSPITAL                          | 2                                     |           | 4          | 3          | 1          | 4         | 2          | 10         | 1          | 1        | 1          | 6         |          |  | 34          |
| MEMORIAL HERMANN MEMORIAL CITY                     |                                       |           |            |            |            |           |            | 1          |            | 4        |            |           |          |  | 5           |
| MEMORIAL HERMANN NORTHEAST                         | 11                                    | 8         | 42         | 53         | 1          | 4         | 63         | 73         | 10         | 2        | 48         | 1         |          |  | 316         |
| MEMORIAL HERMANN SUMMER CREEK EMERGENCY DEPARTMENT |                                       |           |            | 5          |            |           | 4          | 3          |            |          | 8          |           |          |  | 20          |
| MEMORIAL HERMANN WOODLANDS                         | 10                                    | 3         | 3          | 4          | 13         | 2         | 2          | 1          | 14         | 5        |            |           |          |  | 57          |
| METHODIST HOSPITAL                                 |                                       |           | 1          | 2          |            |           | 1          |            | 2          | 2        |            |           |          |  | 6           |
| METHODIST WILLOWBROOK                              | 24                                    | 7         | 9          | 6          | 2          | 24        | 1          | 1          | 3          | 1        | 69         | 2         |          |  | 224         |
| METHODIST WOODLANDS HOSPITAL                       | 4                                     |           |            | 1          |            |           | 1          |            | 6          |          |            |           |          |  | 12          |
| ST JOSEPH'S HOSPITAL                               | 1                                     |           |            |            |            |           |            |            |            |          |            |           |          |  | 1           |
| ST LUKE'S MEDICAL CENTER                           |                                       | 1         |            |            | 1          |           | 3          | 1          |            |          |            |           |          |  | 6           |
| ST LUKE'S VINTAGE                                  | 19                                    | 3         | 5          | 9          | 1          | 15        | 4          | 2          | 1          | 1        | 4          |           |          |  | 145         |
| ST LUKE'S WOODLANDS                                | 2                                     | 1         | 2          | 1          |            |           | 3          | 1          | 3          | 2        |            |           |          |  | 15          |
| TEXAS CHILDRENS HOSPITAL                           | 2                                     |           | 2          | 1          |            |           |            |            | 1          | 1        | 2          |           |          |  | 8           |
| TEXAS CHILDRENS THE WOODLANDS CAMPUS               | 2                                     | 1         | 2          | 1          | 5          | 4         | 1          | 1          | 3          | 3        |            |           |          |  | 23          |
| THE WOMANS HOSPITAL OF TEXAS                       |                                       |           |            |            |            |           |            |            |            |          |            |           |          |  | 1           |
| TOMBALL REGIONAL HOSPITAL                          | 1                                     |           |            | 3          |            |           | 1          |            |            |          |            |           |          |  | 5           |
| UNITED MEMORIAL MEDICAL CENTER                     |                                       |           |            |            |            |           | 1          |            |            |          |            |           |          |  | 1           |
| VETERANS AFFAIRS MEDICAL CENTER                    |                                       |           | 2          |            | 189        | 80        | 144        | 188        | 124        | 9        | 185        | 94        | 7        |  | 1543        |
| <b>Totals</b>                                      | <b>175</b>                            | <b>51</b> | <b>171</b> | <b>186</b> | <b>189</b> | <b>80</b> | <b>144</b> | <b>188</b> | <b>124</b> | <b>9</b> | <b>185</b> | <b>94</b> | <b>7</b> |  | <b>1543</b> |



Division Harris County Emerg Corps

# 911 STATISTICS REPORT FOR PERIOD 01-01-21 to 01-31-21

2/16/2021 10:18:07 AM Page 8 of 10

| Disposition                    | DISPOSITION SUMMARY BY UNIT |            |          |          |            |            |            |            |            |            |            |            |            |           |            |            | Total    |             |
|--------------------------------|-----------------------------|------------|----------|----------|------------|------------|------------|------------|------------|------------|------------|------------|------------|-----------|------------|------------|----------|-------------|
|                                | DS0                         | DS01       | HCMD1    | HCMD1    | M91        | M910       | M92        | M920       | M93        | M930       | M94        | M940       | M95        | M950      | M96        | M97        |          | M990        |
| Non-EMS Disposition            | 135                         | 119        | 1        | 8        |            |            |            |            |            |            |            |            |            |           |            |            |          | 263         |
| Accidental Activation          |                             |            |          |          | 1          | 1          | 1          |            |            |            | 1          |            |            |           | 1          |            |          | 5           |
| Alternative Disposition        |                             |            |          |          | 2          | 3          | 8          | 4          | 4          | 1          | 3          |            | 1          |           | 1          | 2          |          | 15          |
| Call Cancelled                 |                             |            |          |          | 2          | 3          | 8          | 4          | 5          | 6          | 4          | 4          | 4          |           | 4          | 4          |          | 44          |
| Call Cancelled,Call Referred   |                             |            |          |          | 1          |            |            |            |            |            |            |            |            |           |            |            |          | 1           |
| Call Cancelled,Refusal AMA     |                             |            |          |          |            |            | 1          |            |            |            |            |            |            |           |            |            |          | 1           |
| Call Complete                  | 185                         | 59         | 173      | 159      | 180        | 94         | 155        | 158        | 120        | 9          | 178        | 93         | 4          |           |            |            |          | 1567        |
| Call Complete,Fire - Call Comp |                             |            |          |          |            | 1          |            | 1          | 1          |            |            |            |            |           | 1          |            |          | 1           |
| Call Out of Territory          |                             |            |          |          |            |            |            |            |            |            |            |            |            |           |            |            |          | 3           |
| Call Out of Territory,Call Ref |                             |            |          |          |            |            |            |            |            |            |            |            |            |           | 1          |            |          | 1           |
| Call Reassigned                |                             |            |          |          |            |            |            |            |            |            |            |            |            |           |            |            |          | 1           |
| Call Referred                  | 10                          |            | 5        | 11       | 2          | 3          | 7          | 3          | 1          | 9          |            |            |            |           |            |            |          | 51          |
| Call Referred to Air Ambulance | 1                           |            |          |          |            |            |            |            |            |            |            |            |            |           |            |            |          | 1           |
| Call Referred,Disregard        |                             |            |          |          |            | 1          |            |            |            |            |            |            |            |           |            |            |          | 2           |
| Call Unfounded                 | 1                           |            | 3        | 2        |            | 2          | 1          |            |            |            | 4          |            |            |           |            |            |          | 13          |
| Clear Hospital                 | 1                           |            | 1        |          | 1          |            | 1          |            |            |            |            |            |            |           |            |            |          | 5           |
| Death on Scene                 | 2                           |            | 3        | 3        | 8          | 1          | 2          | 3          | 2          | 2          | 2          | 2          |            |           |            |            |          | 28          |
| Disregard                      | 12                          | 3          | 10       | 11       | 11         | 7          | 11         | 6          | 10         | 18         | 2          | 3          |            |           |            |            |          | 104         |
| Disregard by Alarm Co          | 1                           |            |          |          |            |            |            |            |            |            |            |            |            |           |            |            |          | 1           |
| Fire - Call Complete           | 6                           | 1          | 4        | 2        | 14         | 4          | 6          | 5          | 2          | 9          | 3          |            |            |           |            |            |          | 56          |
| Fire - Call Complete,Fire - Se |                             |            | 1        |          | 3          | 1          |            |            |            |            |            |            |            |           |            |            |          | 1           |
| Fire - First Responder only    |                             |            |          |          |            |            |            |            |            |            |            |            |            |           |            |            |          | 4           |
| Fire - Investigated No Hazard  |                             |            | 1        |          | 1          |            |            |            | 1          | 1          | 1          |            |            |           |            |            |          | 2           |
| Fire - Settled at Scene        | 4                           | 5          | 6        | 5        | 2          | 1          | 3          | 5          | 1          | 2          | 1          |            |            |           |            |            |          | 32          |
| No Medical                     |                             |            |          |          |            |            |            |            |            |            |            |            |            |           |            |            |          | 5           |
| No Patient Contact             | 1                           | 3          | 1        |          | 1          | 1          | 1          | 1          |            |            |            |            |            |           |            |            |          | 8           |
| Patient Gone on Arrival        |                             |            | 2        |          |            | 1          | 1          |            |            |            |            |            |            |           |            |            |          | 5           |
| Public Assist Only             |                             |            |          |          |            |            |            |            |            |            |            |            |            |           |            |            |          | 1           |
| Refusal AMA                    | 40                          | 26         | 48       | 40       | 41         | 43         | 37         | 36         | 47         | 2          | 63         | 29         | 1          |           |            |            |          | 453         |
| Refusal Parental               | 2                           | 3          | 4        | 5        | 1          | 2          | 1          | 3          |            |            |            |            |            |           |            |            |          | 23          |
| Transported                    |                             |            |          |          |            |            |            |            |            |            |            |            |            |           |            |            |          | 3           |
| <b>Totals</b>                  | <b>135</b>                  | <b>119</b> | <b>1</b> | <b>8</b> | <b>271</b> | <b>109</b> | <b>269</b> | <b>243</b> | <b>276</b> | <b>154</b> | <b>231</b> | <b>227</b> | <b>200</b> | <b>11</b> | <b>288</b> | <b>152</b> | <b>8</b> | <b>2702</b> |



Harris County Emerg Corps

# 911 STATISTICS REPORT FOR PERIOD 01-01-21 to 01-31-21

2/16/2021 10:18:07 AM Page 9 of 10

| Disposition                     | NO TRANSPORT DISPOSITION SUMMARY BY UNIT |           |            |           |           |           |           |           |           |          |            |           |          |          |            |  | Total |
|---------------------------------|------------------------------------------|-----------|------------|-----------|-----------|-----------|-----------|-----------|-----------|----------|------------|-----------|----------|----------|------------|--|-------|
|                                 | M81                                      | M810      | M82        | M820      | M83       | M830      | M84       | M840      | M85       | M850     | M86        | M87       | M890     | Total    |            |  |       |
| Accidental Activation           | 1                                        | 1         | 1          |           |           |           | 1         |           |           |          | 1          |           |          |          | 5          |  |       |
| Alternative Disposition         | 2                                        |           | 1          | 1         | 4         | 1         | 3         |           | 1         |          | 1          | 2         |          |          | 15         |  |       |
| Call Cancelled                  | 2                                        | 3         | 8          | 4         | 4         |           | 6         | 4         | 4         |          | 4          | 4         |          |          | 43         |  |       |
| Call Cancelled, Call Referred   | 1                                        |           |            |           |           |           |           |           |           |          |            |           |          |          | 1          |  |       |
| Call Cancelled, Refusal AMA     |                                          |           | 1          |           |           |           |           |           |           |          |            |           |          |          | 1          |  |       |
| Call Complete                   | 8                                        | 5         | 5          | 7         | 1         | 2         | 9         | 6         | 4         | 4        | 3          | 6         | 1        |          | 57         |  |       |
| Call Complete, Fire - Call Comp |                                          |           |            |           |           |           |           |           |           |          |            | 1         |          |          | 1          |  |       |
| Call Out of Territory           |                                          |           |            |           |           |           | 1         | 1         | 1         |          |            |           |          |          | 3          |  |       |
| Call Out of Territory, Call Ref | 1                                        |           |            |           |           |           |           |           |           |          | 1          |           |          |          | 1          |  |       |
| Call Reassigned                 |                                          |           |            |           |           |           |           |           |           |          |            |           |          |          | 1          |  |       |
| Call Referred                   | 10                                       |           | 5          | 11        | 2         |           | 3         | 7         | 3         | 1        | 1          | 9         |          |          | 51         |  |       |
| Call Referred to Air Ambulance  | 1                                        |           |            |           |           |           |           |           |           |          |            |           |          |          | 1          |  |       |
| Call Referred, Disregard        |                                          |           |            |           | 1         | 1         |           |           |           |          |            |           |          |          | 2          |  |       |
| Call Unfounded                  | 1                                        |           | 3          | 2         |           |           | 2         | 1         |           |          | 4          |           |          |          | 13         |  |       |
| Death on Scene                  | 2                                        |           | 3          | 3         | 8         | 1         | 2         | 3         | 2         |          | 2          | 2         |          |          | 28         |  |       |
| Disregard                       | 12                                       | 3         | 10         | 11        | 11        | 7         | 11        | 6         | 9         |          | 18         | 2         | 3        |          | 103        |  |       |
| Disregard by Alarm Co           | 1                                        |           |            |           |           |           |           |           |           |          |            |           |          |          | 1          |  |       |
| Fire - Call Complete            | 6                                        | 1         | 4          | 2         | 11        | 4         | 6         | 5         | 2         | 2        | 8          | 3         |          |          | 52         |  |       |
| Fire - Call Complete, Fire - Se | 1                                        |           |            |           |           |           |           |           |           |          |            |           |          |          | 1          |  |       |
| Fire - First Responder only     |                                          |           |            |           | 3         | 1         |           |           |           |          |            |           |          |          | 4          |  |       |
| Fire - Investigated No Hazard   |                                          |           |            |           |           |           |           |           |           |          |            | 1         |          |          | 2          |  |       |
| Fire - Settled at Scene         | 4                                        | 5         | 6          | 5         | 2         |           | 1         | 3         | 5         | 1        | 1          | 1         |          |          | 32         |  |       |
| No Medical                      |                                          |           | 1          |           |           |           |           |           |           |          |            |           |          |          | 4          |  |       |
| No Patient Contact              |                                          |           |            |           |           |           |           |           |           |          |            |           |          |          | 4          |  |       |
| Patient Gone on Arrival         | 1                                        | 3         |            |           |           | 1         | 1         | 1         | 1         |          |            |           |          |          | 8          |  |       |
| Public Assist Only              | 2                                        |           |            |           |           |           | 1         | 1         |           |          |            |           |          |          | 5          |  |       |
| Refusal AMA                     | 40                                       | 26        | 48         | 40        | 41        | 43        | 37        | 36        | 47        | 2        | 62         | 28        | 1        |          | 451        |  |       |
| Refusal Parental                | 2                                        | 3         | 4          | 5         | 1         |           | 2         | 1         | 3         |          | 2          | 2         |          |          | 23         |  |       |
| Transported                     |                                          |           |            |           |           |           |           |           |           |          | 2          | 1         |          |          | 3          |  |       |
| <b>Totals</b>                   | <b>93</b>                                | <b>54</b> | <b>101</b> | <b>91</b> | <b>92</b> | <b>62</b> | <b>85</b> | <b>74</b> | <b>83</b> | <b>2</b> | <b>110</b> | <b>63</b> | <b>5</b> | <b>5</b> | <b>915</b> |  |       |



Division Harris County Emerg Corps

# 911 STATISTICS REPORT FOR PERIOD 01-01-21 to 01-31-21

2/16/2021 10:18:07 AM Page 10 of 10

## MUTUAL AID PROVIDED BY YOUR DISTRICT

| Incident ID | Date       | Time     | Unit    | Problem                      | Provided To          | Map       | Call Disposition        |
|-------------|------------|----------|---------|------------------------------|----------------------|-----------|-------------------------|
| 21-01-00109 | 01/01/2021 | 14:09:22 | STROKE  | 17B1 INJ. PARTY FROM A FALL  | Westfield FD         | 414G      | CALL COMPLETE           |
| 21-01-00119 | 01/01/2021 | 15:45:25 | PPE     | SICK PERSON                  | Eastex FD            | 375Y      | CALL COMPLETE           |
| 21-01-00261 | 01/02/2021 | 13:48:11 | PPE     | 26A01 MEDICAL CALL           | Westfield FD         | 414P      | CALL COMPLETE           |
| 21-01-00431 | 01/03/2021 | 18:03:14 | M91     | MEDICAL ALARM                | CC-Cypress Creek EMS | 371H      | CALL COMPLETE           |
| 21-01-00734 | 01/05/2021 | 12:01:17 | M97     | 31A2 UNCONSCIOUS PARTY       | Atascocita FD        | 376C      | CALL REFERRED           |
| 21-01-00741 | 01/05/2021 | 12:52:58 | M97     | SICK PERSON                  | Atascocita FD        | 377B      | ALTERNATIVE DISPOSITION |
| 21-01-01140 | 01/07/2021 | 23:26:11 | 9912    | 26A01 MEDICAL CALL           | Westfield FD         | 413V      | CALL COMPLETE           |
| 21-01-01205 | 01/08/2021 | 13:56:12 | PPE     | 6D02A RESPIRATORY            | Westfield FD         | 414S      | CALL COMPLETE           |
| 21-01-01247 | 01/08/2021 | 18:15:31 | D90     | 29D02L MVA BIKE MOTORCYCLE   | Atascocita FD        | 337W      | CALL COMPLETE           |
| 21-01-01247 | 01/08/2021 | 18:15:31 | M97     | 29D02L MVA BIKE MOTORCYCLE   | Atascocita FD        | 337W      | CALL COMPLETE           |
| 21-01-01298 | 01/09/2021 | 00:50:58 | M97     | 6D01 RESPIRATORY             | Atascocita FD        | 377K      | CALL COMPLETE           |
| 21-01-01485 | 01/10/2021 | 08:17:17 | M97     | 12C02 SEIZURES               | Atascocita FD        | 377J      | CALL COMPLETE           |
| 21-01-01652 | 01/11/2021 | 10:14:47 | M97     | 12A01E SEIZURES              | Atascocita FD        | 376D      | CALL COMPLETE           |
| 21-01-01938 | 01/13/2021 | 08:42:13 | CPR     | 9E01 FULL ARREST             | Eastex FD            | 375R      | DEATH ON SCENE          |
| 21-01-01938 | 01/13/2021 | 08:42:13 | PPE     | 9E01 FULL ARREST             | Eastex FD            | 375R      | DEATH ON SCENE          |
| 21-01-01978 | 01/13/2021 | 13:41:47 | M94     | 10A01 CARDIAC                | HC-Agency Unknown    | 335Y      | CALL COMPLETE           |
| 21-01-02024 | 01/13/2021 | 18:52:32 | M96     | 13C01 DIABETIC               | CC-Cypress Creek EMS | 328Z      | CALL COMPLETE           |
| 21-01-02110 | 01/14/2021 | 10:53:17 | M96     | 30A2 INJURED PARTY           | HC-Agency Unknown    | NOT FOUND | CALL COMPLETE           |
| 21-01-02396 | 01/16/2021 | 00:37:36 | M97     | 19C02 CARDIAC                | Atascocita FD        | 376H      | CALL COMPLETE           |
| 21-01-02443 | 01/16/2021 | 09:53:23 | M94     | 26A01 MEDICAL CALL           | HC-Agency Unknown    | 336W      | DISREGARD               |
| 21-01-02623 | 01/17/2021 | 13:40:40 | M93     | ANIMAL BITE/ATTACK           | HC-Agency Unknown    | NOT FOUND | PATIENT GONE ON ARRIVAL |
| 21-01-02836 | 01/18/2021 | 19:37:56 | M97     | 10D02 CARDIAC                | Atascocita FD        | 377J      | CALL COMPLETE           |
| 21-01-02909 | 01/19/2021 | 09:18:02 | PPE     | 31D4 UNCONSCIOUS PARTY       | Eastex FD            | 375Q      | CALL COMPLETE           |
| 21-01-02910 | 01/19/2021 | 09:21:15 | Level 1 | CONVULSIONS/SEIZURES         | Westfield FD         | 414J      | REFUSAL AMA             |
| 21-01-03089 | 01/20/2021 | 14:48:33 | M95     | 17A04 INJ. PARTY FROM A FALL | CC-Cypress Creek EMS | 334E      | CALL CANCELLED          |
| 21-01-03154 | 01/21/2021 | 00:56:30 | M93     | ASSAULT                      | CC-Cypress Creek EMS | 371R      | CALL CANCELLED          |
| 21-01-03859 | 01/25/2021 | 12:55:02 | M95     | 23D01A OVERDOSE              | CC-Cypress Creek EMS | 334A      | CALL COMPLETE           |
| 21-01-04058 | 01/26/2021 | 18:40:23 | M92     | CITIZEN ASSIST               | HC-Agency Unknown    | 412A      | FIRE - CALL COMPLETE    |
| 21-01-04148 | 01/27/2021 | 09:55:48 | PPE     | 26C02 MEDICAL CALL           | Eastex FD            | 376U      | ALTERNATIVE DISPOSITION |
| 21-01-04179 | 01/27/2021 | 12:55:08 | STROKE  | 31D4 UNCONSCIOUS PARTY       | Eastex FD            | 377N      | CALL COMPLETE           |
| 21-01-04642 | 01/30/2021 | 14:12:56 | M97     | 26A01 MEDICAL CALL           | Atascocita FD        | 376D      | CALL COMPLETE           |

Total Mutual Aid Responses Provided By Your District: 29

## MUTUAL AID PROVIDED TO YOUR DISTRICT

\*\* None Received \*\*

**HARRIS COUNTY EMERGENCY CORPS**  
**BUDGET VS ACTUAL**  
**Month and Year to Date Ending 12/31/2020**

|                                                  | 2020YTD             |                     |                     |                      |                      |                     |  |                |
|--------------------------------------------------|---------------------|---------------------|---------------------|----------------------|----------------------|---------------------|--|----------------|
|                                                  | December            |                     | Actual              | Budget               |                      |                     |  |                |
|                                                  | Actual              | Budget              |                     |                      | Variance             | % Variance          |  |                |
| <b>REVENUE</b>                                   |                     |                     |                     |                      |                      |                     |  |                |
| Ambulance Services, Net                          | \$ 1,856,109        | \$ 1,592,726        | \$ 263,383          | \$ 20,735,431        | \$ 19,112,716        | \$ 1,622,715        |  | 8.5%           |
| Dispatch Services                                | \$ 28,348           | \$ 29,622           | \$ (1,274)          | \$ 366,022           | \$ 355,468           | \$ 10,554           |  | 3.0%           |
| Special Events                                   | \$ 36,100           | \$ 82,907           | \$ (46,807)         | \$ 427,850           | \$ 994,880           | \$ (567,030)        |  | (57.0%)        |
| Training and Education                           | \$ 4,646            | \$ 4,000            | \$ 646              | \$ 19,768            | \$ 48,000            | \$ (28,232)         |  | (58.8%)        |
| Misc/Investment Revenue                          | \$ 1,644            | \$ 3,594            | \$ (1,949)          | \$ 169,313           | \$ 43,122            | \$ 126,191          |  | 292.6%         |
| <b>TOTAL REVENUE</b>                             | <b>\$ 1,926,847</b> | <b>\$ 1,712,849</b> | <b>\$ 213,998</b>   | <b>\$ 21,718,384</b> | <b>\$ 20,554,186</b> | <b>\$ 1,164,198</b> |  | <b>5.7%</b>    |
| <b>EXPENSES</b>                                  |                     |                     |                     |                      |                      |                     |  |                |
| Payroll                                          | \$ 1,784,987        | \$ 961,094          | \$ 823,892          | \$ 13,207,117        | \$ 11,533,132        | \$ 1,673,984        |  | 14.5%          |
| Business Expenses                                | \$ 48,157           | \$ 18,392           | \$ 29,765           | \$ 226,292           | \$ 220,700           | \$ 5,592            |  | 2.5%           |
| Books/Subscriptions/Memberships                  | \$ 4,450            | \$ 2,858            | \$ 1,592            | \$ 17,129            | \$ 34,298            | \$ (17,169)         |  | (50.1%)        |
| Computer Support                                 | \$ 29,259           | \$ 32,917           | \$ (3,658)          | \$ 375,661           | \$ 395,000           | \$ (19,339)         |  | (4.9%)         |
| Contract Services                                | \$ 39,290           | \$ 55,583           | \$ (16,294)         | \$ 594,374           | \$ 667,000           | \$ (72,626)         |  | (10.9%)        |
| Depreciation/Amortization                        | \$ 25,560           | \$ -                | \$ 25,560           | \$ 215,200           | \$ -                 | \$ 215,200          |  | 0.0%           |
| Education/Tuition                                | \$ 2,741            | \$ 12,042           | \$ (9,300)          | \$ 54,826            | \$ 144,500           | \$ (89,674)         |  | (62.1%)        |
| Fuel                                             | \$ 1,876            | \$ 17,500           | \$ (15,624)         | \$ 167,043           | \$ 210,000           | \$ (42,957)         |  | (20.5%)        |
| Furniture/Equipment, Non-Capital                 | \$ 9,765            | \$ 15,250           | \$ (5,485)          | \$ 264,771           | \$ 183,004           | \$ 81,767           |  | 44.7%          |
| Employee-Related Expenses                        | \$ 19,174           | \$ 17,500           | \$ 1,674            | \$ 172,446           | \$ 210,000           | \$ (37,554)         |  | (17.9%)        |
| Insurance                                        | \$ 113,436          | \$ 211,219          | \$ (97,782)         | \$ 2,413,869         | \$ 2,534,624         | \$ (120,755)        |  | (4.8%)         |
| Marketing                                        | \$ -                | \$ 833              | \$ (833)            | \$ 12,481            | \$ 10,000            | \$ 2,481            |  | 24.8%          |
| Med Supp/Oxygen/Emergency                        | \$ (26,537)         | \$ 45,833           | \$ (72,371)         | \$ 646,787           | \$ 550,000           | \$ 96,787           |  | 17.6%          |
| Office Supplies/Consumables                      | \$ 5,923            | \$ 4,250            | \$ 1,673            | \$ 63,968            | \$ 51,000            | \$ 12,968           |  | 25.4%          |
| Printing/Mailing                                 | \$ 1,155            | \$ 542              | \$ 613              | \$ 8,757             | \$ 6,500             | \$ 2,257            |  | 34.7%          |
| Rents/Rentals                                    | \$ 52,563           | \$ 55,843           | \$ (3,280)          | \$ 645,694           | \$ 670,114           | \$ (24,420)         |  | (3.6%)         |
| Repair/Maintenance                               | \$ 30,841           | \$ 25,958           | \$ 4,883            | \$ 373,882           | \$ 311,500           | \$ 62,382           |  | 20.0%          |
| Travel/Meetings                                  | \$ 4,379            | \$ 17,083           | \$ (12,704)         | \$ 69,742            | \$ 205,000           | \$ (135,258)        |  | (66.0%)        |
| Uniforms                                         | \$ 2,358            | \$ 9,750            | \$ (7,392)          | \$ 87,409            | \$ 117,000           | \$ (29,591)         |  | (25.3%)        |
| Utilities/Telecommunication                      | \$ 37,364           | \$ 28,133           | \$ 9,231            | \$ 434,614           | \$ 337,600           | \$ 97,014           |  | 28.7%          |
| <b>TOTAL EXPENSES</b>                            | <b>\$ 2,186,742</b> | <b>\$ 1,532,581</b> | <b>\$ 654,161</b>   | <b>\$ 20,052,062</b> | <b>\$ 18,390,972</b> | <b>\$ 1,661,090</b> |  | <b>9.0%</b>    |
| <b>CHANGES IN NET ASSETS BEFORE GAINS/LOSSES</b> | <b>\$ (259,896)</b> | <b>\$ 180,268</b>   | <b>\$ (440,163)</b> | <b>\$ 1,666,322</b>  | <b>\$ 2,163,214</b>  | <b>\$ (496,892)</b> |  | <b>(23.0%)</b> |
| Gains/Losses                                     | \$ -                | \$ -                | \$ -                | \$ -                 | \$ -                 | \$ -                |  | 0.0%           |
| <b>CHANGES IN NET ASSETS</b>                     | <b>\$ (259,896)</b> | <b>\$ 180,268</b>   | <b>\$ (440,163)</b> | <b>\$ 1,666,322</b>  | <b>\$ 2,163,214</b>  | <b>\$ (496,892)</b> |  | <b>(23.0%)</b> |

For Internal Management Use Only



**HARRIS COUNTY EMERGENCY CORPS.**  
**STATEMENT OF FINANCIAL POSITION**  
*As of 12/31/2020*

|                                                | 11/30/2020           | 12/31/2020           |
|------------------------------------------------|----------------------|----------------------|
| <b>ASSETS</b>                                  |                      |                      |
| <i>Current Assets</i>                          |                      |                      |
| <i>Cash and Cash Equivalents</i>               | \$ 6,545,206         | \$ 6,541,707         |
| <i>Accounts Receivable, Net</i>                | \$ 7,667,946         | \$ 7,480,034         |
| <i>Prepays</i>                                 | \$ 300,089           | \$ 252,719           |
| <i>Other Assets - Short Term</i>               |                      |                      |
| <i>Total Current Assets</i>                    | \$ 14,513,241        | \$ 14,274,460        |
| <i>Fixed Assets</i>                            |                      |                      |
| <i>Furniture &amp; Equipment</i>               | \$ 2,097,740         | \$ 2,097,740         |
| <i>Software</i>                                | \$ 925,508           | \$ 925,508           |
| <i>Vehicles</i>                                | \$ 1,367,962         | \$ 1,367,962         |
| <i>Leasehold Improvements</i>                  | \$ 636,788           | \$ 636,788           |
| <i>Work in Process</i>                         | \$ 154,461           | \$ 251,541           |
| <i>Buildings</i>                               | \$ 578,859           | \$ 578,859           |
| <i>Land &amp; Land Improvements</i>            | \$ 593,075           | \$ 593,075           |
| <i>Customer Accounts</i>                       | \$ 331,655           | \$ 331,655           |
| <i>Accumulated Depreciation/Amortization</i>   | \$ (4,674,939)       | \$ (4,700,500)       |
| <i>Total Fixed Assets</i>                      | \$ 2,011,109         | \$ 2,082,629         |
| <i>Other Assets</i>                            |                      |                      |
| <i>Security Deposits</i>                       | \$ 2,052,764         | \$ 2,052,036         |
| <i>Deferred Loss on Lease Term - Long Term</i> |                      |                      |
| <b>TOTAL ASSETS</b>                            | <b>\$ 18,577,114</b> | <b>\$ 18,409,124</b> |
| <b>LIABILITIES &amp; EQUITY</b>                |                      |                      |
| <i>Liabilities</i>                             |                      |                      |
| <i>Accounts Payable</i>                        | \$ 173,719           | \$ 196,487           |
| <i>Payroll</i>                                 | \$ 754,869           | \$ 846,120           |
| <i>NP - BBVA - Short Term</i>                  |                      |                      |
| <i>Other Liabilities Short Term</i>            | \$ 243,823           | \$ 221,710           |
| <i>Total Current Liabilities</i>               | \$ 1,172,412         | \$ 1,264,318         |
| <i>Long Term Liabilities</i>                   |                      |                      |
| <i>NP - BBVA Long Term</i>                     |                      |                      |
| <i>Other Liabilities - Long Term</i>           | \$ 265,352           | \$ 265,352           |
| <i>Long Term Liabilities</i>                   | \$ 265,352           | \$ 265,352           |
| <i>Total Liabilities</i>                       | \$ 1,437,763         | \$ 1,529,669         |
| <i>Net Assets</i>                              |                      |                      |
| <i>Unrestricted Net Assets</i>                 | \$ 15,213,134        | \$ 15,213,134        |
| <i>Change in Net Assets</i>                    | \$ 1,926,217         | \$ 1,666,322         |
| <i>Total Net Assets</i>                        | \$ 17,139,351        | \$ 16,879,455        |
| <b>TOTAL LIABILITIES &amp; EQUITY</b>          | <b>\$ 18,577,114</b> | <b>\$ 18,409,124</b> |

For Internal Management Use Only