



HARRIS COUNTY EMERGENCY SERVICES DISTRICT #1

BOARD OF COMMISSIONERS
REGULAR MEETING

Meeting Date: Tuesday November 17, 2020
Meeting Time: 9:00 a.m.
Posting Date: Tuesday, November 10, 2020


Location: 2800 Aldine Bender Rd.
Houston, TX 77032

AGENDA

1. Call to order
2. Moment of Silence and Pledge of Allegiance
3. Roll Call of Commissioners
4. Adoption of agenda
5. Open Forum*
6. Open Comments from the Board of Commissioners
7. Review and possibly approve all Meeting Minutes
8. Report from Building Committee
9. Possible action on Building Committee report
10. Discuss and possibly approve the Morton Accounting Services' monthly report and authorize payment of bills
11. Possible action on The Morton Accounting Services' monthly report
12. Discuss and possibly approve electrical upgrades for 2800 Aldine Bender
13. Harris County Emergency Corps Report (JH)
14. Possible action on Harris County Emergency Corps Report
15. Adjourn to closed session
 - a. Meeting closed for the purposes to deliberate the appointment, employment, evaluation, reassignment, duties, discipline, or dismissal of a public employee, up to and including Commissioners, Executive Director, Director(s) and potential appointees to the Board of Commissioners - Tex. Gov't Code § 551.074(a) (1).
 - b. Confer with attorney re: pending or threatened litigation - Tex. Gov't Code § 551.071(1) (A).
 - c. Receive advice from attorney regarding legal issues - Tex. Gov't Code § 551.071(2).
 - d. Discussion regarding the purchase, exchange, lease, or value of real property - Tex. Gov't Code § 551.072.
16. Possible action on closed session
17. Announce next Board meeting
18. Adjourn

1421417
11/10/2020 PERSONAL
\$9.00 MPR - NOTICE MTG

HARRIS COUNTY EMERGENCY SERVICES
DISTRICT #1


Caryn Papantonakis
Attorney for the District



FILED

*Persons wishing to speak before the board may speak one time only and will be limited to 5 minutes per speaker



HARRIS COUNTY EMERGENCY SERVICES DISTRICT #1

BOARD OF COMMISSIONERS
REGULAR MEETING

Meeting Date: Tuesday November 17, 2020
Meeting Time: 9:00 a.m.
Posting Date: Tuesday, November 10, 2020

Location: 2800 Aldine Bender Rd.
Houston, TX 77032

APPROVED
Document approved by Harris County ESD-1
Board of Commissioners
by a Majority Vote
on 11/17/20 (Date)

Handwritten signatures and titles: President of ESD-1, Secretary of ESD-1

AGENDA

- 1. Call to order
2. Moment of Silence and Pledge of Allegiance
3. Roll Call of Commissioners
4. Adoption of agenda
5. Open Forum*
6. Open Comments from the Board of Commissioners
7. Review and possibly approve all Meeting Minutes
8. Report from Building Committee
9. Possible action on Building Committee report
10. Discuss and possibly approve the Morton Accounting Services' monthly report and authorize payment of bills
11. Possible action on The Morton Accounting Services' monthly report
12. Discuss and possibly approve electrical upgrades for 2800 Aldine Bender
13. Harris County Emergency Corps Report (JH)
14. Possible action on Harris County Emergency Corps Report
15. Adjourn to closed session
a. Meeting closed for the purposes to deliberate the appointment, employment, evaluation, reassignment, duties, discipline, or dismissal of a public employee, up to and including Commissioners, Executive Director, Director(s) and potential appointees to the Board of Commissioners - Tex. Gov't Code § 551.074(a) (1).
b. Confer with attorney re: pending or threatened litigation - Tex. Gov't Code § 551.071(1) (A).
c. Receive advice from attorney regarding legal issues - Tex. Gov't Code § 551.071(2).
d. Discussion regarding the purchase, exchange, lease, or value of real property - Tex. Gov't Code § 551.072.
16. Possible action on closed session
17. Announce next Board meeting
18. Adjourn

HARRIS COUNTY EMERGENCY SERVICES
DISTRICT #1

Handwritten signature of Caryn Papantonakis
Caryn Papantonakis
Attorney for the District



SEAL

*Persons wishing to speak before the board may speak one time only and will be limited to 5 minutes per speaker



Harris County Emergency Services District 1

2800 Aldine Bender Road
Houston, Texas 77032

APPROVED

**REGULAR BOARD MEETING
November 17, 2020
ROLL CALL OF COMMISSIONERS**

Approved by Harris County ESD-1
Board of Commissioners
By a Majority Vote

11/17/20 (Date)

[Signature]
President of ESD-1

[Signature]
Secretary of ESD-1

- CATHY SUNDAY, PRESIDENT
- SHIRLEY REED, VICE PRESIDENT *arrived 9:27am*
- FRED SCIBUOLA, TREASURER
- VIRGINIA BAZAN, SECRETARY
- PETE SERNA, ASSISTANT TREASURER *absent*
- CARYN PAPANTONAKIS, LEGAL COUNSEL TO BOARD
- MELISSA MORTON, CPA TO THE BOARD

~~~~~

- JEREMY HYDE, HCEC PRESIDENT
- HEATH WHITE, HCEC VP OF OPERATIONS
- KEIR VERNON, HCEC VP OF ADMINISTRATION
- MARK SMITH, HCEC GENERAL COUNSEL





**APPROVED**  
Harris County Emergency Services District 1  
Document approved by Harris County ESD-1  
2800 Aldine Bender Road  
Board of Commissioners, Houston, Texas 77032  
By a Majority Vote  
on 11/17/20 (Date) Page 1 of 3

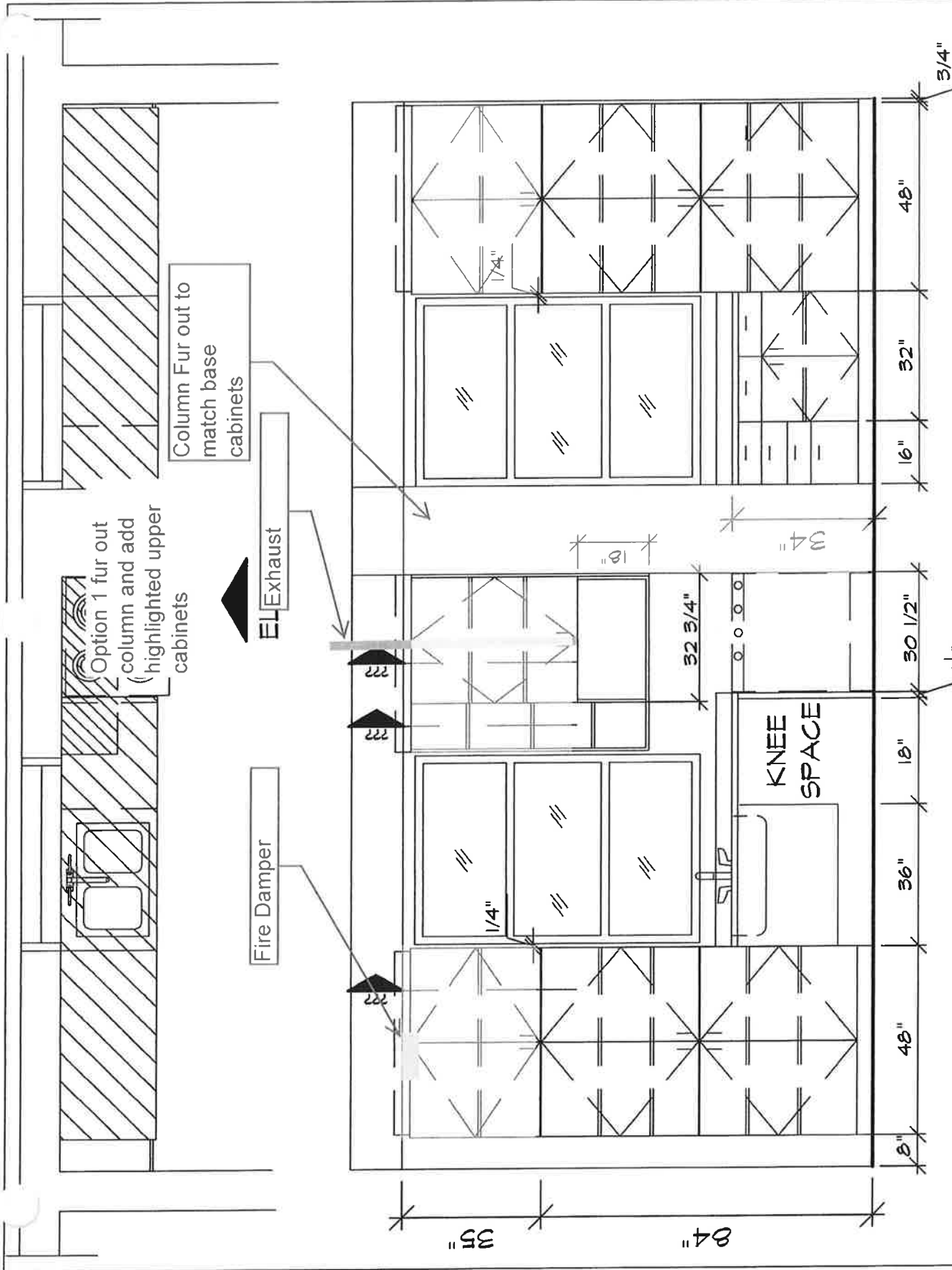
**HARRIS COUNTY EMERGENCY SERVICES DISTRICT #1  
BOARD OF COMMISSIONERS  
REGULAR MEETING  
MINUTES – October 27, 2020**

*Virginia Bazan*  
Secretary of ESD-1

1. **Call to Order:** Cathy Sunday called the meeting to order at 9:05 am.
2. **Moment of Silence and Pledge of Allegiance:** Cathy Sunday called for a moment of silence and followed by the Pledge of Allegiance at 9:07 am.
3. **Roll Call of Commissioners:** Present at call to order were HCESD-1 Commissioners: President Cathy Sunday, Vice President Shirley Reed (arrival a 9:11 am), Treasurer Fred Scibuola, Asst. Treasurer Pete Serna, Secretary Virginia Bazan, and Melissa Morton with Morton Accounting Services. Also present were Harris County Emergency Corps (HCEC) personnel: President Jeremy Hyde, Vice President Heath White, Vice President of Administration Keir Vernon, and Executive Administrative Asst. Michelle Sterling along with Legal Counsel Mark Smith. Guests present were Michael Medwedeff with AG/CM.
4. **Adoption of Agenda:** Fred Scibuola made a motion to adopt the agenda as presented. Motion carried.
5. **Open Forum:** None.
6. **Open Comments from the Board of Commissioners:** Mrs. Sunday used HCEC services recently and the medics were sympathetic and professional. She had an overall excellent experience.
7. **Review and possibly approve all Meeting Minutes:** Motion to approve all meeting minutes as presented was made by Fred Scibuola. Motion carried.
8. **Report from Building Committee:** Mr. Michael Medwedeff gave the report as follows: Station 92 and 94: Double doors have been installed. Contract documents have been conveyed to owner. The demolition of the old Station 94 has been completed. Various warranty items are ongoing. AGCM is determining what the final impacts are to the HVAC system and the on-going issues. They are waiting on a written solution from the manufacturer along with pricing from Construction Masters. The UV lights will need to be replaced periodically. Mrs. Sunday advised training HCEC IT and Maintenance staff on the maintenance of the lights. Mr. Medwedeff has asked on behalf of Construction Masters to release their retainage funds. Station 97: This project is not nearly as complex and he is confident that it will continue to go smoothly. Walls, ceilings, and door frames have been painted. Bathroom tiling is at 95% completion. All fixtures in ceiling are set and HVAC startup has commenced. Punch out items should be completed today. Landscaping and irrigation are underway as well as final terminations for utilities. Door hanging, millwork, and associated trimming underway. Owner to occupy by mid-late November. Project costs; Invoice #19 in the amount of \$142.09, Invoice #20 in the amount of \$2016.00, Construction Masters Pay App #10 totaling \$67,396.80, AER-OC-06 for ceiling fan and card reader in the amount of \$9,386.46, AER-OC-07 for appliances in the amount of \$2,039.28, Construction Masters Pay App #23 in the amount of \$5,205.49, and Construction Masters Pay App #24 in the amount of \$307,051.70. The Execution of Change Order #2 is a credit for unused funds. It is important to note that any appliance issues will be guaranteed through Construction Masters.

9. **Possible action on Building Committee report:** Motion to approve AER-OC-06 for ceiling fan add and card reader add was made by Fred Scibuola. Motion carried. Motion to approve AER-OC-07 in the amount of \$2,039.28 for appliances was made by Fred Scibuola. Motion carried. Motion to approve Pay App #23 in the amount of 45,205.49 was made by Fred Scibuola. Motion carried. Motion to approve Pay App #24 in the amount of \$307,051.70 was made by Fred Scibuola. Motion carried.
10. **Discuss and possibly approve The Morton Accounting Services' monthly report and authorize payment of bills:** At the beginning of September, the Harris County Emergency Services District No 1 (HCESD No 1) beginning Operating Fund Balance was \$14,986,092. During the month, HCESD No 1 received \$10,759 in revenue – the majority of which came from the county tax receipts. HCESD No 1 processed \$1,757,469 in disbursements during the month. 76% of this balance is a payment to HCEC for the monthly services related to Contract Revenue (\$1,335,392). The ending balance as of September 30, 2020 is \$13,239,383. The invoices, including the additional Pay App #23 and 24, pending board approval total \$1,930,355. The investment report is as follows: Starting in July the balance was \$19,189,728 and then withdrew approximately \$19 million and moved it over to Prosperity. The ending balance is \$623,294.06. There will be a correction made within the report that showed Shirley Reed was paid \$33,000 which is an error. Harris County tax deposits will be moved into the savings account. Motion to approve the Morton Accounting Services' monthly report with the correction was made by Fred Scibuola. Motion carried. Motion to authorize payment of corrected/edited bills was made by Fred Scibuola. Motion carried.
11. **Possible action on The Morton Accounting Services' monthly report:** None.
12. **Discuss and possibly approve furniture for EMS Station 97:** Furniture for Station 97 was quoted from DreamSeat including bar stools, conference table, and beds. The quoted amount total is \$9,762.75. The furniture is identical to Station 92 and 94. This quote does not include mattresses as we use a different vendor. Motion to approve the furniture for EMS Station 97 was made by Shirley Reed. Motion carried.
13. **Harris County Emergency Corps Report:** HCEC report was given by Mr. Hyde as follows:
- HCEC responded to 1708 911 calls this month, compared to 1832 in the previous month. Response time is 8:31.
  - HCEC is still receiving adequate PPE stock from the state.
  - HCEC is in the process of implementing FirstWatch, a software to monitor our system performance in real time.
  - HCEC restriped the front parking lot and power washed all of the exterior concrete.
  - We received the equipment ordered earlier in the year from Stryker. This includes stretchers and new Lucas CPR devices.
  - HCEC renewed its Blue Cross health plan for employee health coverage.
  - HCEC renewed its EMS Provider license with the state and our license now expires November 2022.
  - The HCEC logo is being revised and the new design was presented to the Board for feedback.
  - The Holiday party will be decided by our Medical Director.
  - Workers Comp audit went well – no COVID claims will have an impact on future rates.
  - HCEC 2021 Budget was presented to the Board.
  - Ambulance Failures: 11 (0 during response/patient care)
  - Fleet Accident: 1 (233, minor)
14. **Possible action on Harris County Emergency Corps Report:** None.

15. **Adjourn to closed session:** None.
16. **Possible action on closed session:** None.
17. **Announce next Board meeting:** The Regular Board of Commissioners meeting will be held on Tuesday, November 17 at 9:00 am.
18. **Adjourn:** Fred Scibuola made a motion to adjourn. Motion carried. Meeting adjourned at 10:28 am.



Option 1 fur out column and add highlighted upper cabinets

Column Fur out to match base cabinets

Fire Damper

Exhaust

KNEE SPACE



**KAMMA GROUP, INC.**  
 Fine Architectural Woodworks & Interior Design  
 P.O. Box 450227, Houston, Texas 77245  
 Phone 713-434-8100 Email-kammagr@yahoo.com

*10/29/2020 191556-1-2025 10/29/2020 191556-1-2025*



# KAMMA GROUP, INC.

P. O. Box 450227, Houston, Texas 77245-0227. Phone: 713-434-8100; Email: kammagr@yaho.com

**APPROVED**  
Document approved by Harris County ESD-1  
Board of Commissioners  
By a Majority Vote  
on 11/17/20 (Date)  
 President of ESD-1  
 Secretary of ESD-1

Date: October 29, 2020

Proposal To: **Construction Masters**  
Attn: **Dennis Busby**

Proposal For: **EMS Station 97**

Kamma Group, Inc. proposes to fabricate, deliver and install products per drawings and specifications including cabinets, casework, counter tops and shelves, electrical and plumbing cut-outs. Paint and/or stain finish where applicable shall be by others.

**PROPOSAL CHANGE ORDER #1905-01**

**Your Reference: Owner/GC Request**

**1. SCOPE OF WORK: [Division 064000 as applicable]**

Kitchen-116, To provide millwork at the Kitchen north wall as shown on attached drawing.

TOTAL ADD.....\$1,435.00

DEDUCT.....<\$0.00>

**TOTAL ADD.....\$1,435.00**

2. **EXCLUSIONS:** As per original proposal dated October 01, 2019, all plumbing and electrical work and all items not included in scope of work above.

3. **Sales Tax:** If applicable estimated sales tax on material is [ ] included; [ x ] not included.

Thank you,  
Kamma Group, Inc.

Signed  
Emmanuel Nnadozie

# TexasPremier

## REQUEST FOR CHANGE ORDER

### DRYWALL SYSTEMS

Ref.# CO-0006

External/RCO#

GC Ref#

**APPROVED** Date **Oct 30, 2020**

Document approved by **Harris County ESD-1**

Job # **1445**

Project: **HC EMS 97**

15600 Woodland Hills Drive  
Humble, TX 77346 **11/17/20** (Date)

To: **Construction Masters of Houston**  
PO Box 1587  
Pearland, TX 77588  
Phone: 281.997.2640 Fax: 281.485.4702

*[Signature]*  
President of ESD-1

*[Signature]*  
Secretary of ESD-1

Description: **Extend column cover in kitchen**

| Labor              | # of Men | Quantity UOM | Unit Total | Rate  | Total           |
|--------------------|----------|--------------|------------|-------|-----------------|
| Carpenter          | 2        | 8.00 Hrs     | 16.00      | 39.50 | \$632.00        |
| Finisher           | 1        | 8.00 Hrs     | 8.00       | 39.50 | \$316.00        |
| <b>Total Labor</b> |          |              |            |       | <b>\$948.00</b> |

| Material                                   | Size     | Quantity UOM | Unit Price | Total          |
|--------------------------------------------|----------|--------------|------------|----------------|
| 3 5/8" STUD 1 1/4" FLANGE (15MILS) 25GA EQ | 12'      | 10.00 PCS    | .364 LF    | \$43.68        |
| 3 5/8" TRACK 1 1/4" LEG (15MILS) 25GA EQ   | 10'      | 1.00 PCS     | .3584 LF   | \$3.58         |
| 5/8" TYPE "X" DRYWALL                      | 4'X10'   | 2.00 SHT     | .35 SQFT   | \$28.00        |
| USG PLUS-3 LW - 3.5 BOX                    | -        | 1.00 EA      | 10.00 EA   | \$10.00        |
| PAPER JOINT TAPE                           | ROLL     | 1.00 EA      | 3.50 EA    | \$3.50         |
| PAPER TAPE CORNER BEAD                     | 10' (EA) | 2.00 PCS     | .322 LF    | \$6.44         |
| NATIONAL PROFORM QUICKSET 45               | -        | 0.00 EA      | 11.00 EA   | \$0.00         |
| <b>Total Material</b>                      |          |              |            | <b>\$95.20</b> |

REQUESTED BY:  
ON BEHALF OF: **Construction Masters of Houston**  
ESTIMATOR: **James Chamberlain**

SUBMITTED BY: **Dale C Parchman**

|                         |                        |
|-------------------------|------------------------|
| <b>Labor Total:</b>     | <b>\$948.00</b>        |
| <b>Material Total:</b>  | <b>\$95.20</b>         |
| <b>Sub Trade Total:</b> | <b>\$0.00</b>          |
| <b>Cleanup Total:</b>   | <b>\$0.00</b>          |
| <b>Equipment Total:</b> | <b>\$0.00</b>          |
| <b>Misc. Total:</b>     | <b>\$0.00</b>          |
| <b>Sub Total:</b>       | <b>\$1,043.20</b>      |
| <b>Mark Up:</b>         | <b>\$104.32 10.00%</b> |
| <b>Total:</b>           | <b>\$1,147.52</b>      |



P.O. Box 1587 – Pearland, Texas 77588 – 281/997-2640 – Fax: 281 / 485-4702

11/13/20

Harris County Emergency Corps  
2800 Aldine Bender Rd  
Houston, Texas 77023  
Attn: Jeremy Hyde

Re: EMS Station 92 and 94

Construction Masters of Houston is pleased to present this proposal for HVAC modifications at both stations.

**Lump Sum Total: \$1,725.00 (Sales Tax Exempt)**

Scope of Work:

- Relocate tstats / controller / sensor for FCU3 to dorm room across the hall from existing location on the hallway wall.
  - Run new wire, install tstat / controller / sensor, connect new wire to FCU3, disconnect wire from controls at FCU3.
  - Remove existing wire, remove existing stat / controller / sensor at 92 and 94, replace tstat / controller with blank plate cover.
  - Program tstat / controller to 72 cool, 63 heat and lock.
- Normal Working Hours of M-F 8:00 – 5:00

Attached:  
Thank You for the Opportunity,  
Dennis Busby  
Construction Masters of Houston

**APPROVED**  
Document approved by Harris County ESD-1  
Board of Commissioners  
By a Majority Vote  
on 11/17/20 (Date)  
  
President of ESD-1  
  
Secretary of ESD-1

## Conditional Waiver & Release Upon Partial Payment

Whereas, the undersigned **Construction Masters of Houston, Inc.** has performed work or furnished materials for improvement to property known as **Harris County ESD #1, EMS Station 97**, located in the city of Houston, state of Texas.

The undersigned further certifies that all labor and materials furnished by the undersigned in connection with the above named project has been paid in full and agrees to indemnify and save harmless the said Owner, **Harris County ESD #1**, against all loss, damages, cost or expense of any character whatsoever that may arise by reason of claims for labor or unpaid material used in connection with said improvements. When the check has been properly endorsed, and has been paid by the bank upon which it is drawn, this document shall become effective to release pro tanto, any mechanic's lien, stop notice or bond right the undersigned has on the job.

Signed, Sealed and Delivered This 28<sup>th</sup> Day of October, 2020

**Construction Masters of Houston, Inc.**

By: \_\_\_\_\_

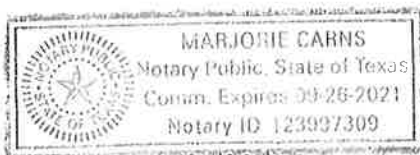
Title:       **President**

State of Texas }  
County of Brazoria }

Before me, the undersigned authority, on this day appeared **Justin Davis**, a person known to me, who upon being placed under oath, stated that he read and signed the foregoing instrument for the purposes and consideration therein stated and as the act and deed of **Construction Masters of Houston, Inc.** and further stated that each statement therein is within his knowledge and is true and correct.

Sworn and subscribed to before me on the 28<sup>th</sup> day of October, 2020.

\_\_\_\_\_  
Notary Public in and for Brazoria County, Texas  
My commission expires: 9/26/21





# AIA Document G702 - 1992

## Application and Certificate for Payment

**APPROVED**  
Document approved by Harris County ESD-1  
Board of Commissioners  
By a Majority Vote  
on 11/17/20 (Date)

**TO OWNER:** Harris County ESD # 1  
2800 Aldine Bender Rd.  
Houston, TX 77032

**PROJECT:** EMS Station 97  
15600 Woodland Hills Dr.  
Humble, TX 77346

**FROM:** Construction Masters of Houston, Inc. VIA

**CONTRACTOR:** P. O. Box 1587  
Pearland, TX 77588

**ARCHITECT:** Martinez Architects  
900 Rockmead, #250  
Houston, TX 77339

**APPLICATION NO:** 011-17-20-1  
**PERIOD TO:** October 28, 2020  
**CONTRACT FOR:** General Construction  
**CONTRACT DATE:** October 07, 2019  
**PROJECT NOS:** / 5919 /

**Distribution to:**  
OWNER:  ARCHITECT:   
CONTRACTOR:  FIELD:   
OTHER:

### CONTRACTOR'S APPLICATION FOR PAYMENT

Application is made for payment, as shown below, in connection with the Contract. AIA Document G703<sup>®</sup>, Continuation Sheet, is attached.

- 1. ORIGINAL CONTRACT SUM ..... \$1,819,000.00
- 2. NET CHANGE BY CHANGE ORDERS ..... -\$55,000.00
- 3. CONTRACT SUM TO DATE (Line 1 ± 2) ..... \$1,764,000.00
- 4. TOTAL COMPLETED & STORED TO DATE (Column G on G703) ..... \$1,421,752.10
- 5. RETAINAGE:
  - a. 5.00 % of Completed Work (Column D + E on G703) ..... \$71,087.60
  - b. 5.00 % of Stored Material (Column F on G703) ..... \$0.00
- 6. TOTAL EARNED LESS RETAINAGE ..... \$1,350,664.50  
(Line 4 Less Line 5 Total)
- 7. LESS PREVIOUS CERTIFICATES FOR PAYMENT ..... \$1,258,579.47  
(Line 6 from prior Certificate)
- 8. CURRENT PAYMENT DUE ..... \$92,085.03  
(Line 3 less Line 6)
- 9. BALANCE TO FINISH, INCLUDING RETAINAGE ..... \$413,335.50  
(Line 3 less Line 6)

| CHANGE ORDER SUMMARY                               | ADDITIONS     | DEDUCTIONS         |
|----------------------------------------------------|---------------|--------------------|
| Total changes approved in previous months by Owner | \$0.00        | \$55,000.00        |
| Total approved this Month                          | \$0.00        | \$0.00             |
| <b>TOTALS</b>                                      | <b>\$0.00</b> | <b>\$55,000.00</b> |
| NET CHANGES by Change Order                        |               | -\$55,000.00       |

The undersigned Contractor certifies that to the best of the Contractor's knowledge, information and belief the Work covered by this Application for Payment has been completed in accordance with the Contract Documents, that all amounts have been paid by the Contractor for Work for which previous Certificates for Payment were issued and payments received from the Owner, and that current payment shown herein is now due.

**CONTRACTOR:**

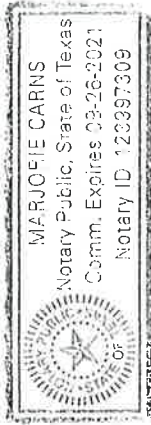
By: \_\_\_\_\_  
State of: Texas

County of: Brazoria

Subscribed and sworn to before me this 17th day of October, 2020.

Notary Public: Marjorie Carns  
My Commission expires: September 26, 2021

Date: October 28, 2020



### ARCHITECT'S CERTIFICATE FOR PAYMENT

In accordance with the Contract Documents, based on on-site observations and the data comprising this application, the Architect certifies to the Owner that to the best of the Architect's knowledge, information and belief the Work has progressed as indicated, the quality of the Work is in accordance with the Contract Documents, and the Contractor is entitled to payment of the AMOUNT CERTIFIED.

**AMOUNT CERTIFIED** ..... \$92,085.03  
(Attach explanation if amount certified differs from the amount applied. Initial all figures on this Application and on the Continuation Sheet that are changed to conform with the amount certified.)

**ARCHITECT:**

By: \_\_\_\_\_  
Date: 11.5.20

This Certificate is not negotiable. The AMOUNT CERTIFIED is payable only to the Contractor named herein. Issuance, payment and acceptance of payment are without prejudice to any rights of the Owner or Contractor under this Contract.

AIA Document G702<sup>®</sup> - 1992. Copyright © 1953, 1963, 1965, 1971, 1978, 1983 and 1992 by The American Institute of Architects. "AIA," the AIA Logo, "G702," and "AIA Contract Documents" are registered trademarks and may not be used without permission. This document was produced by AIA software at 10:03:46 ET on 11/03/2020 under Order No 3126274972 which expires on 02/13/2021, is not for resale, is licensed for one-time use only, and may only be used in accordance with the AIA Contract Documents' Terms of Service. To report copyright violations, e-mail copyright@aia.org.

User Notes:

(389ADA4A)

# AIA® Document G703® - 1992

## Continuation Sheet

AIA Document G702®, Application and Certification for Payment, or G732™, Application and Certificate for Payment, Construction Manager as Adviser Edition, containing Contractor's signed certification is attached.  
 Use Column I on Contracts where variable retainage for line items may apply.

| A<br>ITEM NO. | B<br>DESCRIPTION OF WORK        | C<br>SCHEDULED VALUE | D<br>WORK COMPLETED               |             | E<br>THIS PERIOD | F<br>MATERIALS PRESENTLY STORED (NOT IN D OR E) | G<br>TOTAL COMPLETED AND STORED TO DATE (D + E + F) | H<br>BALANCE TO FINISH (C - G) | I<br>RETAINAGE (IF VARIABLE RATE) |
|---------------|---------------------------------|----------------------|-----------------------------------|-------------|------------------|-------------------------------------------------|-----------------------------------------------------|--------------------------------|-----------------------------------|
|               |                                 |                      | FROM PREVIOUS APPLICATION (D + E) | THIS PERIOD |                  |                                                 |                                                     |                                |                                   |
| 1.01          | Owner's Contingency Allowance   | 42,603.00            | 0.00                              | 0.00        | 0.00             | 0.00                                            | 0.00%                                               | 42,603.00                      | 0.00                              |
| 1.01a         | AER-OC-01 - Door Hardware       | 3,255.00             | 0.00                              | 3,255.00    | 0.00             | 3,255.00                                        | 100.00%                                             | 0.00                           | 0.00                              |
| 1.01b         | AER-OC-02 - Window Coverings    | 250.00               | 0.00                              | 0.00        | 0.00             | 0.00                                            | 0.00%                                               | 250.00                         | 0.00                              |
| 1.01c         | AER-OC-03 - Door & Wall Changes | 6,081.00             | 3,000.00                          | 0.00        | 0.00             | 3,000.00                                        | 49.33%                                              | 3,081.00                       | 0.00                              |
| 1.01d         | AER-OC-04 - Fire Sprinkler      | 2,811.00             | 0.00                              | 2,811.00    | 0.00             | 2,811.00                                        | 100.00%                                             | 0.00                           | 0.00                              |
| 1.02          | Material Testing Allowance      | 0.00                 | 0.00                              | 0.00        | 0.00             | 0.00                                            | 0.00%                                               | 0.00                           | 0.00                              |
| 1.03          | Utility Services Allowance      | 0.00                 | 0.00                              | 0.00        | 0.00             | 0.00                                            | 0.00%                                               | 0.00                           | 0.00                              |
| 1.04          | Site Miscellaneous Allowance    | 0.00                 | 0.00                              | 0.00        | 0.00             | 0.00                                            | 0.00%                                               | 0.00                           | 0.00                              |
| 1.05          | Supervision / PM                | 79,587.00            | 69,864.00                         | 4,500.00    | 0.00             | 74,364.00                                       | 93.44%                                              | 5,223.00                       | 0.00                              |
| 1.06          | Temporary Utilities             | 8,798.00             | 8,300.00                          | 498.00      | 0.00             | 8,798.00                                        | 100.00%                                             | 0.00                           | 0.00                              |
| 1.07          | Construction Facilities         | 12,869.00            | 12,000.00                         | 0.00        | 0.00             | 12,000.00                                       | 93.25%                                              | 869.00                         | 0.00                              |
| 1.08          | Dumpsters                       | 9,385.00             | 6,500.00                          | 1,000.00    | 0.00             | 7,500.00                                        | 79.91%                                              | 1,885.00                       | 0.00                              |
| 1.09          | Surveying                       | 5,865.00             | 5,865.00                          | 0.00        | 0.00             | 5,865.00                                        | 100.00%                                             | 0.00                           | 0.00                              |
| 1.10          | Equipmental Rental              | 5,865.00             | 2,500.00                          | 1,000.00    | 0.00             | 3,500.00                                        | 59.68%                                              | 2,365.00                       | 0.00                              |
| 1.11          | General Labor                   | 6,745.00             | 3,500.00                          | 1,000.00    | 0.00             | 4,500.00                                        | 66.72%                                              | 2,245.00                       | 0.00                              |

APPLICATION NO: 011  
 APPLICATION DATE: October 28, 2020  
 PERIOD TO: October 28, 2020  
 ARCHITECT'S PROJECT NO: EMS Station 97

AIA Document G703® - 1992. Copyright © 1963, 1965, 1966, 1967, 1970, 1978, 1983 and 1992 by The American Institute of Architects. All rights reserved. The "American Institute of Architects," "AIA," the AIA Logo, "G703" and "AIA Contract Documents" are registered trademarks and may not be used without permission. This document was produced by AIA software at 10:00:31 ET on 11/03/2020 under Order No. 3126274972 which expires on 02/13/2021, is not for resale, is licensed for one-time use only, and may only be used in accordance with the AIA Contract Documents' Terms of Service. To report copyright violations, e-mail [copyright@aia.org](mailto:copyright@aia.org).  
 User Notes: (3B9ADA42)

| A<br>ITEM<br>NO. | B<br>DESCRIPTION OF<br>WORK  | C<br>SCHEDULED<br>VALUE | D<br>WORK COMPLETED                        |                                                         | E<br>THIS PERIOD | F<br>MATERIALS<br>PRESENTLY<br>STORED<br>(NOT IN D OR E) | G            |         | H<br>BALANCE TO<br>FINISH<br>(C - G) | I<br>RETAINAGE<br>(IF VARIABLE<br>RATE) |
|------------------|------------------------------|-------------------------|--------------------------------------------|---------------------------------------------------------|------------------|----------------------------------------------------------|--------------|---------|--------------------------------------|-----------------------------------------|
|                  |                              |                         | FROM<br>PREVIOUS<br>APPLICATION<br>(D + E) | TOTAL<br>COMPLETED AND<br>STORED TO DATE<br>(D + E + F) |                  |                                                          | %<br>(G ÷ C) |         |                                      |                                         |
|                  |                              |                         |                                            |                                                         |                  |                                                          |              |         |                                      |                                         |
| 1.12             | Final Cleaning               | 2,112.00                | 0.00                                       | 0.00                                                    | 0.00             | 0.00                                                     | 0.00         | 0.00%   | 2,112.00                             | 0.00                                    |
| 1.13             | BR / GL Insurance            | 21,656.00               | 18,820.00                                  | 1,200.00                                                | 0.00             | 0.00                                                     | 20,020.00    | 92.45%  | 1,636.00                             | 0.00                                    |
| 1.14             | P&P Bonds                    | 25,202.00               | 25,202.00                                  | 0.00                                                    | 0.00             | 0.00                                                     | 25,202.00    | 100.00% | 0.00                                 | 0.00                                    |
| 2.01             | Earthwork                    | 53,961.00               | 53,961.00                                  | 0.00                                                    | 0.00             | 0.00                                                     | 53,961.00    | 100.00% | 0.00                                 | 0.00                                    |
| 2.02             | SWPPP                        | 5,347.00                | 5,347.00                                   | 0.00                                                    | 0.00             | 0.00                                                     | 5,347.00     | 100.00% | 0.00                                 | 0.00                                    |
| 2.03             | Sanitary Sewer               | 17,596.00               | 17,596.00                                  | 0.00                                                    | 0.00             | 0.00                                                     | 17,596.00    | 100.00% | 0.00                                 | 0.00                                    |
| 2.04             | Storm Sewer                  | 16,423.00               | 16,423.00                                  | 0.00                                                    | 0.00             | 0.00                                                     | 16,423.00    | 100.00% | 0.00                                 | 0.00                                    |
| 2.05             | Site Water                   | 32,260.00               | 32,260.00                                  | 0.00                                                    | 0.00             | 0.00                                                     | 32,260.00    | 100.00% | 0.00                                 | 0.00                                    |
| 2.06             | Parking Lot Accessories      | 1,775.00                | 0.00                                       | 0.00                                                    | 0.00             | 0.00                                                     | 0.00         | 0.00%   | 1,775.00                             | 0.00                                    |
| 2.07             | Unit Pavers                  | 10,210.00               | 0.00                                       | 0.00                                                    | 0.00             | 0.00                                                     | 0.00         | 0.00%   | 10,210.00                            | 0.00                                    |
| 2.08             | Irrigation                   | 8,212.00                | 0.00                                       | 7,801.40                                                | 0.00             | 0.00                                                     | 7,801.40     | 95.00%  | 410.60                               | 0.00                                    |
| 2.09             | Landscaping                  | 19,737.00               | 0.00                                       | 0.00                                                    | 0.00             | 0.00                                                     | 0.00         | 0.00%   | 19,737.00                            | 0.00                                    |
| 2.10             | Fence & Gates                | 12,890.00               | 0.00                                       | 0.00                                                    | 0.00             | 0.00                                                     | 0.00         | 0.00%   | 12,890.00                            | 0.00                                    |
| 3.01             | Foundation                   | 61,822.00               | 61,822.00                                  | 0.00                                                    | 0.00             | 0.00                                                     | 61,822.00    | 100.00% | 0.00                                 | 0.00                                    |
| 3.02             | Paving                       | 57,363.00               | 57,363.00                                  | 0.00                                                    | 0.00             | 0.00                                                     | 57,363.00    | 100.00% | 0.00                                 | 0.00                                    |
| 3.03             | Sidewalks                    | 12,141.00               | 12,141.00                                  | 0.00                                                    | 0.00             | 0.00                                                     | 12,141.00    | 100.00% | 0.00                                 | 0.00                                    |
| 3.04             | Dumpsters                    | 5,748.00                | 5,748.00                                   | 0.00                                                    | 0.00             | 0.00                                                     | 5,748.00     | 100.00% | 0.00                                 | 0.00                                    |
| 3.05             | Curbs                        | 2,757.00                | 0.00                                       | 0.00                                                    | 0.00             | 0.00                                                     | 0.00         | 0.00%   | 2,757.00                             | 0.00                                    |
| 3.06             | Light Pole Bases             | 2,170.00                | 2,170.00                                   | 0.00                                                    | 0.00             | 0.00                                                     | 2,170.00     | 100.00% | 0.00                                 | 0.00                                    |
| 3.07             | Transformer Pad              | 3,848.00                | 3,848.00                                   | 0.00                                                    | 0.00             | 0.00                                                     | 3,848.00     | 100.00% | 0.00                                 | 0.00                                    |
| 3.08             | Special Concrete<br>Finishes | 4,956.00                | 0.00                                       | 0.00                                                    | 0.00             | 0.00                                                     | 0.00         | 0.00%   | 4,956.00                             | 0.00                                    |
| 4.01             | Masonry                      | 46,923.00               | 46,923.00                                  | 0.00                                                    | 0.00             | 0.00                                                     | 46,923.00    | 100.00% | 0.00                                 | 0.00                                    |
| 5.01             | PEMB Erection                | 51,146.00               | 44,000.00                                  | 0.00                                                    | 0.00             | 0.00                                                     | 44,000.00    | 86.03%  | 7,146.00                             | 0.00                                    |
| 5.02             | Miscellaneous Metals         | 12,142.00               | 5,000.00                                   | 0.00                                                    | 0.00             | 0.00                                                     | 5,000.00     | 41.18%  | 7,142.00                             | 0.00                                    |
| 6.01             | Rough Carpentry              | 3,461.00                | 3,461.00                                   | 0.00                                                    | 0.00             | 0.00                                                     | 3,461.00     | 100.00% | 0.00                                 | 0.00                                    |
| 6.02             | Millwork Fabrication         | 13,969.00               | 0.00                                       | 0.00                                                    | 0.00             | 0.00                                                     | 0.00         | 0.00%   | 13,969.00                            | 0.00                                    |
| 6.03             | Millwork Installation        | 7,522.00                | 0.00                                       | 0.00                                                    | 0.00             | 0.00                                                     | 0.00         | 0.00%   | 7,522.00                             | 0.00                                    |
| 7.01             | Waterproofing                | 23,755.00               | 23,755.00                                  | 0.00                                                    | 0.00             | 0.00                                                     | 23,755.00    | 100.00% | 0.00                                 | 0.00                                    |
| 7.02             | Vinyl Insulation             | 6,569.00                | 6,569.00                                   | 0.00                                                    | 0.00             | 0.00                                                     | 6,569.00     | 100.00% | 0.00                                 | 0.00                                    |

AIA Document G703® - 1992, Copyright © 1963, 1965, 1966, 1967, 1970, 1978, 1983 and 1992 by The American Institute of Architects. All rights reserved. The "American Institute of Architects" and "AIA" are the AIA Logo trademarks and may not be used without permission. This document was produced by AIA software at 10:00:31 ET on 11/03/2020 under Order No. 3126274972 which expires on 02/13/2021, is not for resale, is licensed for one-time use only, and may only be used in accordance with the AIA Contract Documents® Terms of Service. To report copyright violations, e-mail copyright@aia.org.

User Notes: (3B9ADA42)

| A     | B                        | C          | D                                 |           | E           |                                            | F       | G                                              |           | H    | I |                           |                              |
|-------|--------------------------|------------|-----------------------------------|-----------|-------------|--------------------------------------------|---------|------------------------------------------------|-----------|------|---|---------------------------|------------------------------|
|       |                          |            | WORK COMPLETED                    |           | THIS PERIOD | MATERIALS PRESENTLY STORED (NOT IN D OR E) |         | TOTAL COMPLETED AND STORED TO DATE (D + E + F) | % (G ÷ C) |      |   | BALANCE TO FINISH (C - G) | RETAINAGE (IF VARIABLE RATE) |
|       |                          |            | FROM PREVIOUS APPLICATION (D + E) |           |             |                                            |         |                                                |           |      |   |                           |                              |
| 8.01  | Doors, Frames, Hardware  | 32,934.00  | 25,212.05                         | 7,721.95  | 0.00        | 32,934.00                                  | 100.00% | 0.00                                           | 0.00      | 0.00 |   |                           |                              |
| 8.02  | Overhead Doors           | 24,765.00  | 21,000.00                         | 0.00      | 0.00        | 21,000.00                                  | 84.80%  | 3,765.00                                       | 0.00      | 0.00 |   |                           |                              |
| 8.03  | Entrances & Storefront   | 40,903.00  | 30,000.00                         | 0.00      | 0.00        | 30,000.00                                  | 73.34%  | 10,903.00                                      | 0.00      | 0.00 |   |                           |                              |
| 9.01  | Metal Stud Framing       | 27,153.00  | 27,153.00                         | 0.00      | 0.00        | 27,153.00                                  | 100.00% | 0.00                                           | 0.00      | 0.00 |   |                           |                              |
| 9.02  | Exterior Sheathing       | 7,254.00   | 7,254.00                          | 0.00      | 0.00        | 7,254.00                                   | 100.00% | 0.00                                           | 0.00      | 0.00 |   |                           |                              |
| 9.03  | Batt Insulation          | 6,072.00   | 6,072.00                          | 0.00      | 0.00        | 6,072.00                                   | 100.00% | 0.00                                           | 0.00      | 0.00 |   |                           |                              |
| 9.04  | Drywall                  | 17,372.00  | 17,372.00                         | 0.00      | 0.00        | 17,372.00                                  | 100.00% | 0.00                                           | 0.00      | 0.00 |   |                           |                              |
| 9.05  | Tape & Float             | 6,536.00   | 0.00                              | 6,209.20  | 0.00        | 6,209.20                                   | 95.00%  | 326.80                                         | 0.00      | 0.00 |   |                           |                              |
| 9.06  | In-Wall Blocking         | 1,049.00   | 1,049.00                          | 0.00      | 0.00        | 1,049.00                                   | 100.00% | 0.00                                           | 0.00      | 0.00 |   |                           |                              |
| 9.07  | Equipment                | 9,385.00   | 7,000.00                          | 0.00      | 0.00        | 7,000.00                                   | 74.59%  | 2,385.00                                       | 0.00      | 0.00 |   |                           |                              |
| 9.08  | Carpet                   | 5,612.00   | 0.00                              | 0.00      | 0.00        | 0.00                                       | 0.00%   | 5,612.00                                       | 0.00      | 0.00 |   |                           |                              |
| 9.09  | LVT                      | 11,185.00  | 0.00                              | 0.00      | 0.00        | 0.00                                       | 0.00%   | 11,185.00                                      | 0.00      | 0.00 |   |                           |                              |
| 9.10  | Tile                     | 17,031.00  | 0.00                              | 0.00      | 0.00        | 0.00                                       | 0.00%   | 17,031.00                                      | 0.00      | 0.00 |   |                           |                              |
| 9.11  | Acoustical Ceilings      | 9,150.00   | 0.00                              | 4,500.00  | 0.00        | 4,500.00                                   | 49.18%  | 4,650.00                                       | 0.00      | 0.00 |   |                           |                              |
| 9.12  | Painting & Wall Covering | 16,828.00  | 0.00                              | 0.00      | 0.00        | 0.00                                       | 0.00%   | 16,828.00                                      | 0.00      | 0.00 |   |                           |                              |
| 12.01 | Window Treatments        | 2,686.00   | 0.00                              | 0.00      | 0.00        | 0.00                                       | 0.00%   | 2,686.00                                       | 0.00      | 0.00 |   |                           |                              |
| 13.01 | PEMB                     | 116,721.00 | 116,721.00                        | 0.00      | 0.00        | 116,721.00                                 | 100.00% | 0.00                                           | 0.00      | 0.00 |   |                           |                              |
| 13.02 | Access Controls          | 9,082.00   | 0.00                              | 0.00      | 0.00        | 0.00                                       | 0.00%   | 9,082.00                                       | 0.00      | 0.00 |   |                           |                              |
| 13.03 | Fire Alarm               | 23,180.00  | 16,000.00                         | 6,180.00  | 0.00        | 22,180.00                                  | 95.69%  | 1,000.00                                       | 0.00      | 0.00 |   |                           |                              |
| 13.04 | Fire Sprinkler           | 31,556.00  | 28,475.58                         | 2,080.42  | 0.00        | 30,556.00                                  | 96.83%  | 1,000.00                                       | 0.00      | 0.00 |   |                           |                              |
| 22.01 | Building Underground     | 40,647.00  | 40,647.00                         | 0.00      | 0.00        | 40,647.00                                  | 100.00% | 0.00                                           | 0.00      | 0.00 |   |                           |                              |
| 22.02 | Plumbing Rough-In        | 47,422.00  | 47,422.00                         | 0.00      | 0.00        | 47,422.00                                  | 100.00% | 0.00                                           | 0.00      | 0.00 |   |                           |                              |
| 22.03 | Plumbing Fixtures        | 47,421.00  | 0.00                              | 0.00      | 0.00        | 0.00                                       | 0.00%   | 47,421.00                                      | 0.00      | 0.00 |   |                           |                              |
| 23.01 | Hangers/Supports/Ducts   | 38,593.00  | 38,593.00                         | 0.00      | 0.00        | 38,593.00                                  | 100.00% | 0.00                                           | 0.00      | 0.00 |   |                           |                              |
| 23.02 | Insulation               | 16,410.00  | 16,410.00                         | 0.00      | 0.00        | 16,410.00                                  | 100.00% | 0.00                                           | 0.00      | 0.00 |   |                           |                              |
| 23.03 | Equipment                | 91,338.00  | 80,015.36                         | 11,322.64 | 0.00        | 91,338.00                                  | 100.00% | 0.00                                           | 0.00      | 0.00 |   |                           |                              |
| 23.04 | Controls                 | 5,736.00   | 0.00                              | 0.00      | 0.00        | 0.00                                       | 0.00%   | 5,736.00                                       | 0.00      | 0.00 |   |                           |                              |
| 26.01 | Electrical               | 52,788.00  | 44,600.00                         | 3,188.00  | 0.00        | 47,788.00                                  | 90.53%  | 5,000.00                                       | 0.00      | 0.00 |   |                           |                              |

AIA Document G703® - 1992. Copyright © 1963, 1965, 1966, 1967, 1970, 1978, 1983 and 1992 by The American Institute of Architects. All rights reserved. The "American Institute of Architects" "AIA" the AIA Logo, "G703" and "AIA Contract Documents" are registered trademarks and may not be used without permission. This document was produced by AIA software at 10:00:31 ET on 11/03/2020 under Order No.3126274972 which expires on 02/13/2021, is not for resale, is licensed for one-time use only, and may only be used in accordance with the AIA Contract Documents® Terms of Service. To report copyright violations, e-mail copyright@aia.org. User Notes: (389ADA42)



| A     | B                        | C                     | D                                 |                    | E              |                                            | F             | G                                              |                     | H    | I             |
|-------|--------------------------|-----------------------|-----------------------------------|--------------------|----------------|--------------------------------------------|---------------|------------------------------------------------|---------------------|------|---------------|
|       |                          |                       | FROM PREVIOUS APPLICATION (D + E) | THIS PERIOD        | WORK COMPLETED | MATERIALS PRESENTLY STORED (NOT IN D OR E) |               | TOTAL COMPLETED AND STORED TO DATE (D + E + F) | % (G ÷ C)           |      |               |
| 26.02 | Electrical Site Lighting | 11,731.00             | 5,000.00                          | 6,731.00           | 0.00           | 11,731.00                                  | 0.00          | 100.00%                                        | 0.00                | 0.00 | 0.00          |
| 26.03 | Raceways & Wire          | 58,654.00             | 53,500.00                         | 5,154.00           | 0.00           | 58,654.00                                  | 0.00          | 100.00%                                        | 0.00                | 0.00 | 0.00          |
| 26.04 | Panels & Gear            | 29,327.00             | 29,327.00                         | 0.00               | 0.00           | 29,327.00                                  | 0.00          | 100.00%                                        | 0.00                | 0.00 | 0.00          |
| 26.05 | Terminations             | 23,461.00             | 0.00                              | 12,000.00          | 0.00           | 12,000.00                                  | 0.00          | 51.15%                                         | 11,461.00           | 0.00 | 0.00          |
| 26.06 | Fixtures & Devices       | 58,654.00             | 49,875.00                         | 8,779.00           | 0.00           | 58,654.00                                  | 0.00          | 100.00%                                        | 0.00                | 0.00 | 0.00          |
| 26.07 | Generator                | 60,115.00             | 51,000.00                         | 0.00               | 0.00           | 51,000.00                                  | 0.00          | 84.84%                                         | 9,115.00            | 0.00 | 0.00          |
| 26.08 | Lightning Protection     | 17,710.00             | 11,184.50                         | 0.00               | 0.00           | 11,184.50                                  | 0.00          | 63.15%                                         | 6,525.50            | 0.00 | 0.00          |
| 27.01 | Communications           | 19,752.00             | 0.00                              | 0.00               | 0.00           | 0.00                                       | 0.00          | 0.00%                                          | 19,752.00           | 0.00 | 0.00          |
|       | <b>GRAND TOTAL</b>       | <b>\$1,764,000.00</b> | <b>\$1,324,820.49</b>             | <b>\$96,931.61</b> | <b>\$0.00</b>  | <b>\$1,421,752.10</b>                      | <b>\$0.00</b> | <b>80.60%</b>                                  | <b>\$342,247.90</b> |      | <b>\$0.00</b> |



**HCESD No 1 Monthly Financial Report Summary  
November Board Meeting  
Tuesday, November 17, 2020**

At the beginning of October the Harris County Emergency Services District No 1 (HCESD No 1) beginning Operating Fund Balance was \$13,239,383. During the month, HCESD No 1 received \$104,065 in revenue – the majority of which came from the county tax receipts. HCESD No 1 processed \$1,931,455 in disbursements during the month. 80% of this balance is a payment to HCEC for the monthly invoices related to Contract Revenue (\$1,175,126) and construction invoices to Construction Masters (\$379,654). The ending balance as of October 31, 2020 is \$11,411,992.

The invoices pending board approval total \$2,294,595. See page 3 for “Unpaid Bills Detail” report. Additionally, there is an unpaid bills report for the Construction Masters invoices (page 11) that were approved and paid during the meeting last month for inclusion in the board packets.

**APPROVED**  
Document approved by Harris County ESD-1  
Board of Commissioners  
By a Majority Vote  
on 11/17/20 (Date)  
[Signature] President of ESD-1  
[Signature] Secretary of ESD-1

**Harris County ESD No 1  
General Operating Fund  
As of October 31, 2020**

**General Operating Fund**

**BEGINNING BALANCE:** 13,239,382.53

**REVENUE**

|                      |           |                            |                   |
|----------------------|-----------|----------------------------|-------------------|
| Deposits             | 65,400.03 | Tax and Receivable Revenue |                   |
| Interest             | 3,579.77  | Savings Interest           |                   |
| Lemons Auctioneer    | 35,009.01 | Asset Auction              |                   |
| Interest             | 75.94     | TX Class Interest          |                   |
| <b>Total Revenue</b> |           |                            | <b>104,064.75</b> |

**DISBURSEMENTS**

|                            |                                 |              |                            |
|----------------------------|---------------------------------|--------------|----------------------------|
| ACH                        | Caryn Papantonakis              | 6,000.00     | Legal                      |
| 16001                      | Safe-D                          | 1,100.00     | Dues                       |
| ACH                        | Fred Scibuola                   | 750.00       | Commissioner Reimbursement |
| ACH                        | Shirley Reed                    | 600.00       | Commissioner Reimbursement |
| ACH                        | Stryker Medical Corp            | 92,727.74    | Medical Equipment          |
| ACH                        | AG CM                           | 12,188.76    | Consultants                |
| ACH                        | Cowboy Chrysler Dodge           | 206,114.50   | Vehicle Order              |
| ACH                        | Construction Masters of Houston | 67,396.80    | Construction               |
| ACH                        | Houston Chronicle               | 11,467.37    | Publication                |
| ACH                        | DeLage Laden Finance            | 36,939.53    | Debt Payment               |
| ACH                        | Lonestar Documentation          | 1,960.00     | Cameras                    |
| ACH                        | Martinez Architects LP          | 2,158.09     | Architect                  |
| ACH                        | HCEC                            | 1,175,126.00 | Monthly Bill               |
| ACH                        | Oak Interactive                 | 450.00       | Website                    |
| ACH                        | Construction Masters of Houston | 307,051.70   | Construction               |
| ACH                        | Construction Masters of Houston | 5,205.49     | Construction               |
| ACH                        | Victor O Schinnerer             | 520.00       | Bond                       |
| ACH                        | The Morton Accounting Service   | 3,699.47     | CPA                        |
| <b>Total Disbursements</b> |                                 |              | <b>1,931,455.45</b>        |

**ENDING BALANCE:** **11,411,991.83**

**10/31/2020**

| <b>LOCATION OF ASSETS</b>    | <b>Interest Rate</b> | <b>Balance</b>       |
|------------------------------|----------------------|----------------------|
| Prosperity Operating         |                      | 135,836.45           |
| Prosperity Money Mkt         | 0.3500%              | 10,582,785.38        |
| Texas Class                  | 0.1293%              | 693,370.00           |
| <b>Total Account Balance</b> |                      | <b>11,411,991.83</b> |

12:58 AM  
11/13/20

**Harris County ESD No. 1 - GOF**  
**Unpaid Bills Detail**  
As of November 12, 2020

| Type                                  | Date       | Num           | Memo                                             | Due Date   | Open Balance        |
|---------------------------------------|------------|---------------|--------------------------------------------------|------------|---------------------|
| <b>AG CM Inc.</b>                     |            |               |                                                  |            |                     |
| Bill                                  | 10/31/2020 | 7988          | Project Management Support #97 - Oct 2020        | 11/10/2020 | 12,058.50           |
| Total AG CM Inc.                      |            |               |                                                  |            | 12,058.50           |
| <b>Caryn Papantonakis</b>             |            |               |                                                  |            |                     |
| Bill                                  | 11/11/2020 |               | Legal Fees                                       | 11/21/2020 | 6,000.00            |
| Total Caryn Papantonakis              |            |               |                                                  |            | 6,000.00            |
| <b>Cowboy Chrysler Dodge Jeep</b>     |            |               |                                                  |            |                     |
| Bill                                  | 10/01/2020 | G187793       | 2020 Dodge Ram Purchase VIN 3C7WRSBL9LG187793    | 10/11/2020 | 41,229.50           |
| Total Cowboy Chrysler Dodge Jeep      |            |               |                                                  |            | 41,229.50           |
| <b>De Lage Laden Public Finance</b>   |            |               |                                                  |            |                     |
| Bill                                  | 11/12/2020 |               | Building Note - Monthly                          | 11/22/2020 | 36,939.53           |
| Total De Lage Laden Public Finance    |            |               |                                                  |            | 36,939.53           |
| <b>Dealers Electrical Supply</b>      |            |               |                                                  |            |                     |
| Bill                                  | 10/01/2020 | 1449576-02    | Surge Protectors - 2800 Aldine Bender            | 10/11/2020 | 5,280.00            |
| Bill                                  | 10/01/2020 | 1449576-01    | Surge Protectors - Station 94                    | 10/11/2020 | 5,280.00            |
| Total Dealers Electrical Supply       |            |               |                                                  |            | 10,560.00           |
| <b>Frazer Bilt Corp</b>               |            |               |                                                  |            |                     |
| Bill                                  | 11/05/2020 | E-3469        | Frazer Mount - VIN 3C7WRSBL7G187792              | 11/15/2020 | 147,025.00          |
| Bill                                  | 11/05/2020 | E-3471        | Frazer Mount - VIN 3C7WRSBL9G187793              | 11/15/2020 | 147,025.00          |
| Bill                                  | 11/05/2020 | E-3470        | Frazer Mount - VIN 3C7WRSBL7LG201836             | 11/15/2020 | 147,025.00          |
| Total Frazer Bilt Corp                |            |               |                                                  |            | 441,075.00          |
| <b>Fred A Scibuola</b>                |            |               |                                                  |            |                     |
| Bill                                  | 10/17/2020 | October Reimb | Oct 20- Oct 17, 2020 Reimbursement               | 10/27/2020 | 450.00              |
| Total Fred A Scibuola                 |            |               |                                                  |            | 450.00              |
| <b>HCEC</b>                           |            |               |                                                  |            |                     |
| Bill                                  | 10/31/2020 | 2226          | Oct 2020                                         | 11/10/2020 | 1,344,952.00        |
| Total HCEC                            |            |               |                                                  |            | 1,344,952.00        |
| <b>Mac Haik</b>                       |            |               |                                                  |            |                     |
| Bill                                  | 11/05/2020 | E-3405        | Frazer Mount - VIN 3C7WRSBL2LG144929             | 11/15/2020 | 195,775.00          |
| Bill                                  | 11/05/2020 | E-3405        | Frazer Mount - VIN 3C7WRSBLXLG206416             | 11/15/2020 | 195,775.00          |
| Total Mac Haik                        |            |               |                                                  |            | 391,550.00          |
| <b>Martinez Architects LP</b>         |            |               |                                                  |            |                     |
| Bill                                  | 10/30/2020 | 19005-21      | Design Station No 97 - Oct 2020 Estimate 100,800 | 11/09/2020 | 2,016.00            |
| Total Martinez Architects LP          |            |               |                                                  |            | 2,016.00            |
| <b>Oak Interactive, LLC</b>           |            |               |                                                  |            |                     |
| Bill                                  | 10/31/2020 |               | Monthly Website Maintenance                      | 11/10/2020 | 450.00              |
| Total Oak Interactive, LLC            |            |               |                                                  |            | 450.00              |
| <b>Power Electrical Inc.</b>          |            |               |                                                  |            |                     |
| Bill                                  | 11/09/2020 | Quote         | Install TV3 surge protector                      | 11/19/2020 | 3,300.00            |
| Total Power Electrical Inc.           |            |               |                                                  |            | 3,300.00            |
| <b>The Morton Accounting Services</b> |            |               |                                                  |            |                     |
| Bill                                  | 10/31/2020 | 2124          | October CPA Services                             | 11/10/2020 | 4,014.01            |
| Total The Morton Accounting Services  |            |               |                                                  |            | 4,014.01            |
| <b>TOTAL</b>                          |            |               |                                                  |            | <b>2,294,594.54</b> |

1:04 AM

11/13/20

Accrual Basis

**Harris County ESD No. 1 - GOF**  
**Profit & Loss Budget vs. Actual**  
 January through October 2020

|                                                 | Jan - Oct 20         | Budget               | \$ Over Budget        | % of Budget   |
|-------------------------------------------------|----------------------|----------------------|-----------------------|---------------|
| <b>Ordinary Income/Expense</b>                  |                      |                      |                       |               |
| <b>Income</b>                                   |                      |                      |                       |               |
| 41000 · Service Revenue                         |                      |                      |                       |               |
| 41100 · HCEC Ambulance Lease Revenue            | 70,000.00            | 84,000.00            | -14,000.00            | 83.3%         |
| 41200 · HCEC Property Lease Revenue             | 455,530.00           | 546,636.00           | -91,106.00            | 83.3%         |
| <b>Total 41000 · Service Revenue</b>            | <b>525,530.00</b>    | <b>630,636.00</b>    | <b>-105,106.00</b>    | <b>83.3%</b>  |
| 42000 · Tax Revenues                            | 5,968,131.29         | 17,934,534.00        | -11,966,402.71        | 33.3%         |
| 43000 · Other Income                            |                      |                      |                       |               |
| 43100 · Miscellaneous Income                    | 9,579.70             | 2,000.00             | 7,579.70              | 479.0%        |
| 43150 · Proceeds from Sale of Asset             | 35,009.01            | 2,000.00             | 33,009.01             | 1,750.5%      |
| 43200 · Donations & Contributions               | 2,293.04             | 8,400.00             | -6,106.96             | 27.3%         |
| 43550 · Interest Earned on Checking             | 108,489.96           | 350,000.00           | -241,510.04           | 31.0%         |
| <b>Total 43000 · Other Income</b>               | <b>155,371.71</b>    | <b>362,400.00</b>    | <b>-207,028.29</b>    | <b>42.9%</b>  |
| <b>Total Income</b>                             | <b>6,649,033.00</b>  | <b>18,927,570.00</b> | <b>-12,278,537.00</b> | <b>35.1%</b>  |
| <b>Gross Profit</b>                             | <b>6,649,033.00</b>  | <b>18,927,570.00</b> | <b>-12,278,537.00</b> | <b>35.1%</b>  |
| <b>Expense</b>                                  |                      |                      |                       |               |
| 143502 · Commissions Paid from Levy             | 28,665.90            | 90,000.00            | -61,334.10            | 31.9%         |
| 170000 · Capital Purchases                      | 0.00                 | 2,550,000.00         | -2,550,000.00         | 0.0%          |
| 50000 · Commissioner Salaries and Wages         | 15,300.00            | 36,000.00            | -20,700.00            | 42.5%         |
| 51000 · HCEC Program Expense                    | 12,817,249.00        | 17,217,152.64        | -4,399,903.64         | 74.4%         |
| 52000 · Contract Services (DNU)                 |                      |                      |                       |               |
| 52100 · Accounting Fees                         | 43,768.38            | 45,000.00            | -1,231.62             | 97.3%         |
| 52200 · Audit Fees                              | 16,288.00            | 18,000.00            | -1,712.00             | 90.5%         |
| 52300 · Legal Fees                              | 60,000.00            | 72,000.00            | -12,000.00            | 83.3%         |
| 52350 · Outside Contract Services               | 138,368.16           | 200,000.00           | -61,631.84            | 69.2%         |
| 52550 · Election Expense                        | 7,549.83             | 7,000.00             | 549.83                | 107.9%        |
| <b>Total 52000 · Contract Services (DNU)</b>    | <b>265,974.37</b>    | <b>342,000.00</b>    | <b>-76,025.63</b>     | <b>77.8%</b>  |
| 53000 · Operations (DNU)                        |                      |                      |                       |               |
| 53100 · Banking Fees                            | 239.48               | 230.00               | 9.48                  | 104.1%        |
| 53150 · Dues & Subscriptions                    | 11,187.97            | 8,000.00             | 3,187.97              | 139.8%        |
| 53200 · Postage                                 | 155.05               | 450.00               | -294.95               | 34.5%         |
| 53300 · Printing & Copying                      | 85.84                | 300.00               | -214.16               | 28.6%         |
| 53350 · Legal Notices & Filing Fees             | 11,467.37            | 20,000.00            | -8,532.63             | 57.3%         |
| 53400 · Office Supplies                         | 248.60               | 2,000.00             | -1,751.40             | 12.4%         |
| <b>Total 53000 · Operations (DNU)</b>           | <b>23,384.31</b>     | <b>30,980.00</b>     | <b>-7,595.69</b>      | <b>75.5%</b>  |
| 54000 · General and Admin Expenses              |                      |                      |                       |               |
| 54150 · Insurance - Gen Liab-Err & Omis         | 52,344.00            | 27,500.00            | 24,844.00             | 190.3%        |
| 54200 · Insurance - Treasurer's Bond            | 520.00               | 600.00               | -80.00                | 86.7%         |
| 54300 · Other Costs (Contingency Funds)         | 0.00                 | 15,000.00            | -15,000.00            | 0.0%          |
| 54400 · HCAD Qtr Expenses                       | 101,712.00           | 122,000.00           | -20,288.00            | 83.4%         |
| 54450 · Depreciation Expense                    | 0.00                 | 500,000.00           | -500,000.00           | 0.0%          |
| 54600 · Travel & Meetings                       | 413.04               | 4,000.00             | -3,586.96             | 10.3%         |
| 54650 · Conference, Conven & Meetings           | 1,275.00             | 6,000.00             | -4,725.00             | 21.3%         |
| 54700 · Travel/Lodging                          | 2,796.69             | 5,000.00             | -2,203.31             | 55.9%         |
| <b>Total 54000 · General and Admin Expenses</b> | <b>159,060.73</b>    | <b>680,100.00</b>    | <b>-521,039.27</b>    | <b>23.4%</b>  |
| 60000 · Interest Expense                        | 172,060.40           | 290,545.36           | -118,484.96           | 59.2%         |
| 66900 · Reconciliation Discrepancies            | 32.41                |                      |                       |               |
| <b>Total Expense</b>                            | <b>13,481,727.12</b> | <b>21,236,778.00</b> | <b>-7,755,050.88</b>  | <b>63.5%</b>  |
| <b>Net Ordinary Income</b>                      | <b>-6,832,694.12</b> | <b>-2,309,208.00</b> | <b>-4,523,486.12</b>  | <b>295.9%</b> |
| <b>Net Income</b>                               | <b>-6,832,694.12</b> | <b>-2,309,208.00</b> | <b>-4,523,486.12</b>  | <b>295.9%</b> |

**Harris County ESD No. 1 - GOF**  
**Balance Sheet Prev Year Comparison**  
**As of October 31, 2020**

|                                            | Oct 31, 20           | Oct 31, 19           | \$ Change            | % Change      |
|--------------------------------------------|----------------------|----------------------|----------------------|---------------|
| <b>ASSETS</b>                              |                      |                      |                      |               |
| <b>Current Assets</b>                      |                      |                      |                      |               |
| <b>Checking/Savings</b>                    |                      |                      |                      |               |
| 11000 · Prosperity Operating Account       | 135,836.45           | 0.00                 | 135,836.45           | 100.0%        |
| 11050 · Prosperity Money Mkt               | 10,582,785.38        | 0.00                 | 10,582,785.38        | 100.0%        |
| 11100 · Cash in Bank                       | -68,856.26           | 623,560.81           | -692,417.07          | -111.0%       |
| 11300 · Time Deposits                      | 0.00                 | 144,967.39           | -144,967.39          | -100.0%       |
| 11350 · Texas Class Investment             | 693,370.00           | 12,869,339.66        | -12,175,969.66       | -94.6%        |
| <b>Total Checking/Savings</b>              | <b>11,343,135.57</b> | <b>13,637,867.86</b> | <b>-2,294,732.29</b> | <b>-16.8%</b> |
| <b>Accounts Receivable</b>                 | <b>11.57</b>         | <b>11.57</b>         | <b>0.00</b>          | <b>0.0%</b>   |
| <b>Other Current Assets</b>                |                      |                      |                      |               |
| <b>11500 · Accounts Receivable</b>         |                      |                      |                      |               |
| 11510 · Current Taxes Receivables          | 5,904,179.17         | 4,362,055.57         | 1,542,123.60         | 35.4%         |
| 11520 · Delinquent Taxes Receivable        | 1,429,253.26         | 758,901.23           | 670,352.03           | 88.3%         |
| 11550 · Due from Tax Assessor              | -0.60                | -0.60                | 0.00                 | 0.0%          |
| 11590 · Allowance Doubtful Accts-Tax       | -903,020.00          | -903,020.00          | 0.00                 | 0.0%          |
| 11500 · Accounts Receivable - Other        | 17,125.50            | 17,125.50            | 0.00                 | 0.0%          |
| <b>Total 11500 · Accounts Receivable</b>   | <b>6,447,537.33</b>  | <b>4,235,061.70</b>  | <b>2,212,475.63</b>  | <b>52.2%</b>  |
| 11600 · Fees for Services Receivable       | 23,652.04            | 89,559.88            | -65,907.84           | -73.6%        |
| 11800 · Prepaid Expense                    | 39,848.00            | 39,848.00            | 0.00                 | 0.0%          |
| <b>Total Other Current Assets</b>          | <b>6,511,037.37</b>  | <b>4,364,469.58</b>  | <b>2,146,567.79</b>  | <b>49.2%</b>  |
| <b>Total Current Assets</b>                | <b>17,854,184.51</b> | <b>18,002,349.01</b> | <b>-148,164.50</b>   | <b>-0.8%</b>  |
| <b>Fixed Assets</b>                        |                      |                      |                      |               |
| 15000 · Vehicle Assets                     | 3,365,954.18         | 2,870,717.04         | 495,237.14           | 17.3%         |
| 16000 · Land                               | 1,578,901.33         | 1,578,901.33         | 0.00                 | 0.0%          |
| 17000 · Furniture and Equipment            | 6,139,295.87         | 5,737,530.01         | 401,765.86           | 7.0%          |
| 18000 · Building and Improvements          | 15,565,312.23        | 13,269,065.55        | 2,296,246.68         | 17.3%         |
| 19000 · Accumulated Depreciation           | -8,709,866.56        | -7,527,584.50        | -1,182,282.06        | -15.7%        |
| <b>Total Fixed Assets</b>                  | <b>17,939,597.05</b> | <b>15,928,629.43</b> | <b>2,010,967.62</b>  | <b>12.6%</b>  |
| <b>Other Assets</b>                        |                      |                      |                      |               |
| 19500 · Call Center License                | 800,000.00           | 800,000.00           | 0.00                 | 0.0%          |
| 19600 · Financing Costs                    | 74,000.00            | 0.00                 | 74,000.00            | 100.0%        |
| <b>Total Other Assets</b>                  | <b>874,000.00</b>    | <b>800,000.00</b>    | <b>74,000.00</b>     | <b>9.3%</b>   |
| <b>TOTAL ASSETS</b>                        | <b>36,667,781.56</b> | <b>34,730,978.44</b> | <b>1,936,803.12</b>  | <b>5.6%</b>   |
| <b>LIABILITIES &amp; EQUITY</b>            |                      |                      |                      |               |
| <b>Liabilities</b>                         |                      |                      |                      |               |
| <b>Current Liabilities</b>                 |                      |                      |                      |               |
| Accounts Payable                           | 1,416,082.42         | 1,221,585.68         | 194,496.74           | 15.9%         |
| <b>Other Current Liabilities</b>           |                      |                      |                      |               |
| 22000 · Accrued Expenses                   | 27,777.65            | 0.00                 | 27,777.65            | 100.0%        |
| 23000 · Other Payables                     | 17,879,361.16        | 16,228,687.07        | 1,650,674.09         | 10.2%         |
| <b>24000 · Current Notes Payable</b>       |                      |                      |                      |               |
| 24040 · De Lage Landen Principle           | 63,238.94            | 60,168.96            | 3,069.98             | 5.1%          |
| 24050 · Government Capital Debt            | 192,585.54           | 186,109.39           | 6,476.15             | 3.5%          |
| <b>Total 24000 · Current Notes Payable</b> | <b>255,824.48</b>    | <b>246,278.35</b>    | <b>9,546.13</b>      | <b>3.9%</b>   |
| <b>Total Other Current Liabilities</b>     | <b>18,162,963.29</b> | <b>16,474,965.42</b> | <b>1,687,997.87</b>  | <b>10.3%</b>  |
| <b>Total Current Liabilities</b>           | <b>19,579,045.71</b> | <b>17,696,551.10</b> | <b>1,882,494.61</b>  | <b>10.6%</b>  |
| <b>Long Term Liabilities</b>               |                      |                      |                      |               |

1:08 AM

11/13/20

Accrual Basis

**Harris County ESD No. 1 - GOF**  
**Balance Sheet Prev Year Comparison**  
**As of October 31, 2020**

|                                              | Oct 31, 20           | Oct 31, 19           | \$ Change           | % Change    |
|----------------------------------------------|----------------------|----------------------|---------------------|-------------|
| <b>25000 · Long Term Debt</b>                |                      |                      |                     |             |
| <b>25020 · Note Payable- WF</b>              | -0.01                | -0.01                | 0.00                | 0.0%        |
| <b>25040 · Note Payable- DeLage Landen</b>   | 1,232,849.19         | 1,604,533.63         | -371,684.44         | -23.2%      |
| <b>25050 · Note Payable - Government Cap</b> | 6,059,288.97         | 6,441,194.29         | -381,905.32         | -5.9%       |
| <b>25060 · Note - Stryker Equipment</b>      | 1,177,394.25         | 1,569,859.00         | -392,464.75         | -25.0%      |
| <b>Total 25000 · Long Term Debt</b>          | 8,469,532.40         | 9,615,586.91         | -1,146,054.51       | -11.9%      |
| <b>Total Long Term Liabilities</b>           | 8,469,532.40         | 9,615,586.91         | -1,146,054.51       | -11.9%      |
| <b>Total Liabilities</b>                     | 28,048,578.11        | 27,312,138.01        | 736,440.10          | 2.7%        |
| <b>Equity</b>                                |                      |                      |                     |             |
| <b>30000 · Opening Bal Equity</b>            | 5,996,412.00         | 5,996,412.00         | 0.00                | 0.0%        |
| <b>30100 · Unassigned Fund Balance</b>       | 8,040,485.54         | 6,733,189.23         | 1,307,296.31        | 19.4%       |
| <b>30400 · Unrestricted Net Assets</b>       | 1,415,000.03         | 1,415,000.03         | 0.00                | 0.0%        |
| <b>Net Income</b>                            | -6,832,694.12        | -6,725,760.83        | -106,933.29         | -1.6%       |
| <b>Total Equity</b>                          | 8,619,203.45         | 7,418,840.43         | 1,200,363.02        | 16.2%       |
| <b>TOTAL LIABILITIES &amp; EQUITY</b>        | <b>36,667,781.56</b> | <b>34,730,978.44</b> | <b>1,936,803.12</b> | <b>5.6%</b> |

12:56 AM

11/13/20

Accrual Basis

Harris County ESD No. 1 - GOF
Profit & Loss Detail
January through October 2020

Table with columns: Type, Date, Num, Adj, Name, Memo, Amount. Rows include Ordinary Income/Expense, 41000 - Service Revenue, 41100 - HCEC Ambulance Lease Revenue, 41200 - HCEC Property Lease Revenue, and 42000 - Tax Revenues.



12:56 AM

11/13/20

Accrual Basis

## Harris County ESD No. 1 - GOF Profit & Loss Detail January through October 2020

| Type                                           | Date       | Num   | Adj | Name                                 | Memo                                        | Amount       |
|------------------------------------------------|------------|-------|-----|--------------------------------------|---------------------------------------------|--------------|
| Deposit                                        | 04/15/2020 |       |     | Harris County Tax Office             | P&I                                         | 567.81       |
| Deposit                                        | 04/15/2020 |       |     | Harris County Tax Office             | Deliquent P&I                               | 687.98       |
| Deposit                                        | 04/20/2020 |       |     | Harris County Tax Office             | P&I                                         | 608.66       |
| Deposit                                        | 04/20/2020 |       |     | Harris County Tax Office             | Deliquent P&I                               | 622.97       |
| Deposit                                        | 04/23/2020 |       |     | Harris County Tax Office             | P&I                                         | 1,098.60     |
| Deposit                                        | 04/23/2020 |       |     | Harris County Tax Office             | Deliquent P&I                               | 234.80       |
| Deposit                                        | 04/27/2020 |       |     | Harris County Tax Office             | P&I                                         | 975.57       |
| Deposit                                        | 04/27/2020 |       |     | Harris County Tax Office             | Deliquent P&I                               | 982.39       |
| Deposit                                        | 07/06/2020 |       |     | Harris County Tax Office             | P&I                                         | 0.00         |
| Deposit                                        | 07/06/2020 |       |     | Harris County Tax Office             | Deliquent P&I                               | 0.00         |
| Deposit                                        | 07/08/2020 |       |     | Harris County Tax Office             | P&I                                         | 0.00         |
| Deposit                                        | 07/08/2020 |       |     | Harris County Tax Office             | Deliquent P&I                               | 0.00         |
| Deposit                                        | 07/13/2020 |       |     | Harris County Tax Office             | P&I                                         | 0.00         |
| Deposit                                        | 07/13/2020 |       |     | Harris County Tax Office             | Deliquent P&I                               | 0.00         |
| Deposit                                        | 07/16/2020 |       |     | Harris County Tax Office             | P&I                                         | 0.00         |
| Deposit                                        | 07/16/2020 |       |     | Harris County Tax Office             | Deliquent P&I                               | 0.00         |
| Deposit                                        | 07/21/2020 |       |     | Harris County Tax Office             | P&I                                         | 0.00         |
| Deposit                                        | 07/21/2020 |       |     | Harris County Tax Office             | Deliquent P&I                               | 0.00         |
| Deposit                                        | 07/24/2020 |       |     | Harris County Tax Office             | P&I                                         | 0.00         |
| Deposit                                        | 07/24/2020 |       |     | Harris County Tax Office             | Deliquent P&I                               | 0.00         |
| Deposit                                        | 07/28/2020 |       |     | Harris County Tax Office             | P&I                                         | 0.00         |
| Deposit                                        | 07/28/2020 |       |     | Harris County Tax Office             | Deliquent P&I                               | 0.00         |
| Total 42100 · Penalty & Interest               |            |       |     |                                      |                                             | 70,900.90    |
| <b>42300 · Tax Revenue</b>                     |            |       |     |                                      |                                             |              |
| Deposit                                        | 01/09/2020 |       |     | Harris County Tax Office             | Current Levy                                | 413,991.06   |
| Deposit                                        | 01/14/2020 |       |     | Harris County Tax Office             | Current Levy                                | 579,953.62   |
| Deposit                                        | 01/22/2020 |       |     | Harris County Tax Office             | Current Levy                                | 1,149,496.56 |
| Deposit                                        | 01/27/2020 |       |     | Harris County Tax Office             | Current Levy                                | 1,416,911.07 |
| Deposit                                        | 01/30/2020 |       |     | Harris County Tax Office             | Current Levy                                | 754,257.58   |
| Deposit                                        | 01/31/2020 |       |     | Harris County Tax Office             | Current Levy                                | 50,448.82    |
| Deposit                                        | 01/31/2020 |       |     | Harris County Tax Office             | Current Levy                                | 1,529,501.68 |
| Deposit                                        | 04/30/2020 | 4137  |     | Harris County ESD #10                | Haverstock Hills Apartment tax              | 2,670.00     |
| Total 42300 · Tax Revenue                      |            |       |     |                                      |                                             | 5,897,230.39 |
| Total 42000 · Tax Revenues                     |            |       |     |                                      |                                             | 5,968,131.29 |
| <b>43000 · Other Income</b>                    |            |       |     |                                      |                                             |              |
| <b>43100 · Miscellaneous Income</b>            |            |       |     |                                      |                                             |              |
| Deposit                                        | 02/18/2020 |       |     | Harris County Tax Office             | Overpayments over three years ago unclaimed | 9,579.70     |
| Total 43100 · Miscellaneous Income             |            |       |     |                                      |                                             | 9,579.70     |
| <b>43150 · Proceeds from Sale of Asset</b>     |            |       |     |                                      |                                             |              |
| Deposit                                        | 10/01/2020 |       |     | Lemons Auctioneers, LLP              | Deposit                                     | 35,009.01    |
| Total 43150 · Proceeds from Sale of Asset      |            |       |     |                                      |                                             | 35,009.01    |
| <b>43200 · Donations &amp; Contributions</b>   |            |       |     |                                      |                                             |              |
| Deposit                                        | 06/09/2020 | 13940 |     | Harris County Municipal Utility ...  | Deposit                                     | 766.65       |
| Deposit                                        | 09/22/2020 |       |     | Harris County Utility District No 15 | Deposit                                     | 788.38       |
| Deposit                                        | 09/22/2020 |       |     | Harris County Utility District No 15 | Deposit                                     | 738.01       |
| Total 43200 · Donations & Contributions        |            |       |     |                                      |                                             | 2,293.04     |
| <b>43550 · Interest Earned on Checking</b>     |            |       |     |                                      |                                             |              |
| Deposit                                        | 01/31/2020 |       |     |                                      | Interest                                    | 19,562.02    |
| Deposit                                        | 01/31/2020 |       |     |                                      | Interest                                    | 50.26        |
| Deposit                                        | 02/29/2020 |       |     |                                      | Interest                                    | 26,484.62    |
| Deposit                                        | 02/29/2020 |       |     |                                      | Interest                                    | 79.68        |
| Deposit                                        | 03/31/2020 |       |     |                                      | Interest                                    | 20,458.06    |
| Deposit                                        | 03/31/2020 |       |     |                                      | Interest                                    | 98.33        |
| Deposit                                        | 04/30/2020 |       |     |                                      | Interest                                    | 9,360.91     |
| Deposit                                        | 04/30/2020 |       |     |                                      | Interest                                    | 103.02       |
| Deposit                                        | 05/31/2020 |       |     |                                      | Interest                                    | 9.10         |
| Deposit                                        | 05/31/2020 |       |     |                                      | Interest                                    | 6,502.84     |
| Deposit                                        | 06/30/2020 |       |     |                                      | Interest                                    | 2.15         |
| Deposit                                        | 06/30/2020 |       |     |                                      | Interest                                    | 4,909.30     |
| Deposit                                        | 07/31/2020 |       |     |                                      | Interest                                    | 7,084.70     |
| Deposit                                        | 07/31/2020 |       |     |                                      | Interest                                    | 5.54         |
| Deposit                                        | 07/31/2020 |       |     |                                      | Interest                                    | 190.86       |
| Deposit                                        | 08/31/2020 |       |     |                                      | Interest                                    | 93.68        |
| Deposit                                        | 08/31/2020 |       |     |                                      | Interest                                    | 5,329.06     |
| Total 43550 · Interest Earned on Checking      |            |       |     |                                      |                                             | 100,324.13   |
| <b>43700 · Interest Earned on Temp. Invest</b> |            |       |     |                                      |                                             |              |
| Deposit                                        | 09/30/2020 |       |     |                                      | Interest                                    | 80.97        |
| Deposit                                        | 09/30/2020 |       |     |                                      | Interest                                    | 4,429.15     |
| Deposit                                        | 10/31/2020 |       |     |                                      | Interest                                    | 3,579.77     |

## Harris County ESD No. 1 - GOF

11/13/20

## Profit &amp; Loss Detail

Accrual Basis

January through October 2020

| Type                                           | Date       | Num           | Adj | Name                           | Memo                                                  | Amount        |
|------------------------------------------------|------------|---------------|-----|--------------------------------|-------------------------------------------------------|---------------|
| Deposit                                        | 10/31/2020 |               |     |                                | Interest                                              | 75.94         |
| Total 43700 - Interest Earned on Temp. Invest  |            |               |     |                                |                                                       | 8,165.83      |
| Total 43000 - Other Income                     |            |               |     |                                |                                                       | 155,371.71    |
| Total Income                                   |            |               |     |                                |                                                       | 6,649,033.00  |
| Gross Profit                                   |            |               |     |                                |                                                       | 6,649,033.00  |
| <b>Expense</b>                                 |            |               |     |                                |                                                       |               |
| <b>143502 - Commissions Paid from Levy</b>     |            |               |     |                                |                                                       |               |
| Deposit                                        | 01/09/2020 |               |     | Harris County Tax Office       | Adj/Fees                                              | 4,203.37      |
| Deposit                                        | 01/14/2020 |               |     | Harris County Tax Office       | Adj/Fees                                              | 5,712.42      |
| Deposit                                        | 01/22/2020 |               |     | Harris County Tax Office       | Deposit                                               | 11,607.82     |
| Deposit                                        | 01/27/2020 |               |     | Harris County Tax Office       | Deposit                                               | 13,819.28     |
| Deposit                                        | 04/29/2020 |               |     | Harris County Tax Office       | Deposit                                               | -6,676.99     |
| Total 143502 - Commissions Paid from Levy      |            |               |     |                                |                                                       | 28,665.90     |
| <b>50000 - Commissioner Salaries and Wages</b> |            |               |     |                                |                                                       |               |
| <b>50250 - Commissioner Reimbursement</b>      |            |               |     |                                |                                                       |               |
| Bill                                           | 02/19/2020 | Feb Reimb     |     | Fred A Scibuola                | Jan 12 - Feb 19, 2020 Reimbursement                   | 1,200.00      |
| Bill                                           | 02/25/2020 | Reimb Fe...   |     | Shirley Reed                   | Reimbursement Request Jan 1 - Feb 21, 2019            | 1,950.00      |
| Bill                                           | 03/16/2020 | Feb Reimb     |     | Fred A Scibuola                | Feb 20 - March 16, 2020 Reimbursement                 | 750.00        |
| Bill                                           | 03/24/2020 | Reimb M...    |     | Shirley Reed                   | Reimbursement Request Feb 22 - Feb 26, 2020           | 600.00        |
| Bill                                           | 03/31/2020 | Reimb M...    |     | Shirley Reed                   | Reimbursement Request Mar 5 - Mar 31, 2020            | 1,200.00      |
| Bill                                           | 04/01/2020 | Reimb M...    |     | Shirley Reed                   | Reimbursement Request Mar 24 - Mar 31, 2020           | 600.00        |
| Bill                                           | 04/24/2020 | Apr Reimb     |     | Fred A Scibuola                | March 30 - April 28, 2020 Reimbursement               | 600.00        |
| Bill                                           | 05/18/2020 | Apr Reimb     |     | Fred A Scibuola                | April 28 - May 15, 2020 Reimbursement                 | 600.00        |
| Bill                                           | 05/31/2020 | Reimb Ap...   |     | Shirley Reed                   | Reimbursement Request Apr 1 - Apr 28, 2020            | 750.00        |
| Bill                                           | 06/18/2020 | May/June...   |     | Fred A Scibuola                | May 27 - June 16, 2020 Reimbursement                  | 600.00        |
| Bill                                           | 07/21/2020 | June/July...  |     | Fred A Scibuola                | June 30 - July 17, 2020 Reimbursement                 | 600.00        |
| Bill                                           | 07/30/2020 | 1st Qtr 20... |     | Virginia Bazan                 | Meeting reimbursement                                 | 1,650.00      |
| Bill                                           | 07/31/2020 | Reimb Ju...   |     | Shirley Reed                   | Reimbursement Request May 18 - June 24, 2020          | 750.00        |
| Bill                                           | 08/18/2020 | July/Aug ...  |     | Fred A Scibuola                | July 18 - Aug 18, 2020 Reimbursement                  | 900.00        |
| Bill                                           | 09/01/2020 | Reimb Ju...   |     | Shirley Reed                   | Reimbursement Request June 29 - July 22, 2020         | 600.00        |
| Bill                                           | 09/18/2020 | Aug/Sept ...  |     | Fred A Scibuola                | Aug 18 - Sept 10, 2020 Reimbursement                  | 750.00        |
| Bill                                           | 10/17/2020 | October ...   |     | Fred A Scibuola                | Oct 20 - Oct 17, 2020 Reimbursement                   | 450.00        |
| Bill                                           | 10/20/2020 | Sept/Oct ...  |     | Fred A Scibuola                | Sept 15 - Sept 24, 2020 Reimbursement                 | 750.00        |
| Total 50250 - Commissioner Reimbursement       |            |               |     |                                |                                                       | 15,300.00     |
| Total 50000 - Commissioner Salaries and Wages  |            |               |     |                                |                                                       | 15,300.00     |
| <b>51000 - HCEC Program Expense</b>            |            |               |     |                                |                                                       |               |
| <b>51100 - HCEC Contract Expense</b>           |            |               |     |                                |                                                       |               |
| Bill                                           | 01/31/2020 | 2077          |     | HCEC                           | Rate change to \$984.21 @ 1661 trips (less \$436,329) | 1,198,444.00  |
| Bill                                           | 02/29/2020 | 2095          |     | HCEC                           | Rate change to \$984.21 @ 1595 trips (less \$297,814) | 1,272,001.00  |
| Bill                                           | 03/31/2020 | 2111          |     | HCEC                           | Rate change to \$984.21 @ 1595 trips (less \$297,814) | 1,182,682.00  |
| Bill                                           | 04/30/2020 | 2128          |     | HCEC                           | Rate change to \$984.21 @ 1508 trips (less \$552,124) | 932,065.00    |
| Bill                                           | 05/31/2020 | 2141          |     | HCEC                           | Rate change to \$984.21 @ 1680 trips (less \$388,322) | 1,265,150.00  |
| Bill                                           | 06/30/2020 | 2155          |     | HCEC                           | Rate change to \$984.21 @ 1871 trips (less \$431,342) | 1,410,115.00  |
| Bill                                           | 07/31/2020 | 2170          |     | HCEC                           | Rate change to \$984.21 @ 2019 trips (less \$443,457) | 1,543,663.00  |
| Bill                                           | 08/31/2020 | 2188          |     | HCEC                           | Rate change to \$984.21 @ 1832 trips (less \$415,127) | 1,387,945.00  |
| Bill                                           | 09/30/2020 | 2207          |     | HCEC                           | Rate change to \$984.21 @ 1708 trips (less \$453,351) | 1,227,679.00  |
| Bill                                           | 10/31/2020 | 2226          |     | HCEC                           | Rate change to \$984.21 @ 1839 trips (less \$412,457) | 1,397,505.00  |
| Total 51100 - HCEC Contract Expense            |            |               |     |                                |                                                       | 12,817,249.00 |
| Total 51000 - HCEC Program Expense             |            |               |     |                                |                                                       | 12,817,249.00 |
| <b>52000 - Contract Services (DNU)</b>         |            |               |     |                                |                                                       |               |
| <b>52100 - Accounting Fees</b>                 |            |               |     |                                |                                                       |               |
| Bill                                           | 01/31/2020 | 2031          |     | The Morton Accounting Services | January CPA Services                                  | 4,077.31      |
| Bill                                           | 02/29/2020 | 2035          |     | The Morton Accounting Services | February CPA Services                                 | 4,243.82      |
| Bill                                           | 03/31/2020 | 2039          |     | The Morton Accounting Services | February CPA Services                                 | 4,579.84      |
| Bill                                           | 04/30/2020 | 2051          |     | The Morton Accounting Services | April CPA Services                                    | 4,609.91      |
| Bill                                           | 05/31/2020 | 2066          |     | The Morton Accounting Services | May CPA Services                                      | 5,567.01      |
| Bill                                           | 06/30/2020 | 2080          |     | The Morton Accounting Services | June CPA Services                                     | 4,846.51      |
| Bill                                           | 07/31/2020 | 2088          |     | The Morton Accounting Services | July CPA Services                                     | 4,245.08      |
| Bill                                           | 08/31/2020 | 2099          |     | The Morton Accounting Services | August CPA Services                                   | 3,893.83      |
| Bill                                           | 09/30/2020 | 2117          |     | The Morton Accounting Services | September CPA Services                                | 3,695.12      |
| Bill                                           | 10/31/2020 | 2124          |     | The Morton Accounting Services | October CPA Services                                  | 4,009.95      |
| Total 52100 - Accounting Fees                  |            |               |     |                                |                                                       | 43,768.38     |
| <b>52200 - Audit Fees</b>                      |            |               |     |                                |                                                       |               |
| Bill                                           | 03/18/2020 | 16851935      |     | Carr Riggs & Ingram            | 2019 Audit Billing                                    | 14,000.00     |
| Bill                                           | 05/22/2020 | 16913215      |     | Carr Riggs & Ingram            | 2019 Audit Billing - Final                            | 2,288.00      |

## Harris County ESD No. 1 - GOF Profit & Loss Detail January through October 2020

| Type                                     | Date       | Num         | Adj | Name                               | Memo                                           | Amount     |
|------------------------------------------|------------|-------------|-----|------------------------------------|------------------------------------------------|------------|
| Total 52200 - Audit Fees                 |            |             |     |                                    |                                                | 16,288.00  |
| <b>52300 - Legal Fees</b>                |            |             |     |                                    |                                                |            |
| Bill                                     | 01/11/2020 |             |     | Caryn Papantonakis                 | Legal Fees                                     | 6,000.00   |
| Bill                                     | 02/11/2020 |             |     | Caryn Papantonakis                 | Legal Fees                                     | 6,000.00   |
| Bill                                     | 03/11/2020 |             |     | Caryn Papantonakis                 | Legal Fees                                     | 6,000.00   |
| Bill                                     | 04/11/2020 |             |     | Caryn Papantonakis                 | Legal Fees                                     | 6,000.00   |
| Bill                                     | 05/11/2020 |             |     | Caryn Papantonakis                 | Legal Fees                                     | 6,000.00   |
| Bill                                     | 06/11/2020 |             |     | Caryn Papantonakis                 | Legal Fees                                     | 6,000.00   |
| Bill                                     | 07/11/2020 |             |     | Caryn Papantonakis                 | Legal Fees                                     | 6,000.00   |
| Bill                                     | 08/11/2020 |             |     | Caryn Papantonakis                 | Legal Fees                                     | 6,000.00   |
| Bill                                     | 09/11/2020 |             |     | Caryn Papantonakis                 | Legal Fees                                     | 6,000.00   |
| Bill                                     | 10/11/2020 |             |     | Caryn Papantonakis                 | Legal Fees                                     | 6,000.00   |
| Total 52300 - Legal Fees                 |            |             |     |                                    |                                                | 60,000.00  |
| <b>52350 - Outside Contract Services</b> |            |             |     |                                    |                                                |            |
| Bill                                     | 01/31/2020 | 7419        |     | AG CM Inc.                         | Station #97                                    | 15,292.26  |
| Bill                                     | 03/30/2020 | 7566        |     | AG CM Inc.                         | Project Management Support #97 - February 2020 | 4,982.50   |
| Bill                                     | 03/30/2020 | 7561        |     | AG CM Inc.                         | Project Management Support - March 2020        | 10,712.00  |
| Bill                                     | 04/01/2020 | 7524        |     | AG CM Inc.                         | Project Management Support #97 - February 2020 | 7,880.00   |
| Bill                                     | 04/30/2020 | 7625        |     | AG CM Inc.                         | Project Management Support #97 - April 2020    | 7,892.50   |
| Bill                                     | 04/30/2020 | 7620        |     | AG CM Inc.                         | Project Management Support - April 2020        | 7,011.68   |
| Bill                                     | 05/31/2020 | 7718        |     | AG CM Inc.                         | Project Management Support - May 2020          | 8,649.45   |
| Bill                                     | 05/31/2020 | 7711        |     | AG CM Inc.                         | Project Management Support #97 - May 2020      | 10,795.70  |
| Bill                                     | 06/30/2020 | 7755        |     | AG CM Inc.                         | Project Management Support - June 2020         | 3,309.66   |
| Bill                                     | 06/30/2020 | 7764        |     | AG CM Inc.                         | Project Management Support #97 - June 2020     | 11,140.00  |
| Bill                                     | 07/24/2020 | 55683       |     | Equitax Inc.                       | 2019 Annual Tax True Up                        | 3,200.00   |
| Bill                                     | 07/31/2020 | 7812        |     | AG CM Inc.                         | Project Management Support #97 - July 2020     | 12,555.15  |
| Bill                                     | 08/30/2020 | 7891        |     | AG CM Inc.                         | Project Management Support #97 - Aug 2020      | 10,700.00  |
| Bill                                     | 09/30/2020 | 7922        |     | AG CM Inc.                         | Project Management Support - Sept 2020         | 773.76     |
| Bill                                     | 09/30/2020 | 7929        |     | AG CM Inc.                         | Project Management Support #97 - Sept 2020     | 11,415.00  |
| Bill                                     | 10/31/2020 | 7988        |     | AG CM Inc.                         | Project Management Support #97 - Oct 2020      | 12,058.50  |
| Total 52350 - Outside Contract Services  |            |             |     |                                    |                                                | 138,368.16 |
| <b>52550 - Election Expense</b>          |            |             |     |                                    |                                                |            |
| Bill                                     | 01/31/2020 | 209308      |     | Radcliffe Bobbitt Adams Polley     | Legal - Election and Litigation                | 3,340.13   |
| Bill                                     | 02/29/2020 | 209454      |     | Radcliffe Bobbitt Adams Polley     | Legal - Election and Litigation                | 1,316.27   |
| Bill                                     | 03/31/2020 | 209592      |     | Radcliffe Bobbitt Adams Polley     | Legal - Election and Litigation                | 304.56     |
| Bill                                     | 05/18/2020 | 209865      |     | Radcliffe Bobbitt Adams Polley     | Legal - Election and Litigation                | 262.80     |
| Bill                                     | 06/15/2020 | 210067      |     | Radcliffe Bobbitt Adams Polley     | Legal - Election and Litigation                | 2,104.96   |
| Bill                                     | 06/30/2020 | 210262      |     | Radcliffe Bobbitt Adams Polley     | Legal - Election and Litigation                | 146.11     |
| Bill                                     | 07/30/2020 | 210331      |     | Radcliffe Bobbitt Adams Polley     | Legal - Election and Litigation                | 75.00      |
| Total 52550 - Election Expense           |            |             |     |                                    |                                                | 7,549.83   |
| Total 52000 - Contract Services (DNU)    |            |             |     |                                    |                                                | 265,974.37 |
| <b>53000 - Operations (DNU)</b>          |            |             |     |                                    |                                                |            |
| <b>53100 - Banking Fees</b>              |            |             |     |                                    |                                                |            |
| Check                                    | 01/04/2020 |             |     |                                    | Service Charge                                 | 12.00      |
| Check                                    | 02/04/2020 |             |     |                                    | Service Charge                                 | 12.00      |
| Check                                    | 03/04/2020 |             |     |                                    | Service Charge                                 | 12.00      |
| Check                                    | 04/04/2020 |             |     |                                    | Service Charge                                 | 12.00      |
| Check                                    | 05/04/2020 |             |     |                                    | Service Charge                                 | 12.00      |
| Bill                                     | 06/10/2020 | May/Jun ... |     | Chase Card Services                | Acct x7714                                     | 154.48     |
| Check                                    | 08/04/2020 |             |     |                                    | Service Charge                                 | 25.00      |
| Total 53100 - Banking Fees               |            |             |     |                                    |                                                | 239.48     |
| <b>53150 - Dues &amp; Subscriptions</b>  |            |             |     |                                    |                                                |            |
| Bill                                     | 01/31/2020 | 12584       |     | Oak Interactive, LLC               | Monthly Website Maintenance                    | 450.00     |
| Bill                                     | 02/29/2020 | 2019 Ass... |     | Interbelt North Business Owner'... | Acct #314573 Annual Dues 2019                  | 32.09      |
| Bill                                     | 02/29/2020 | 12595       |     | Oak Interactive, LLC               | Monthly Website Maintenance                    | 450.00     |
| Bill                                     | 03/31/2020 | 12623       |     | Oak Interactive, LLC               | Monthly Website Maintenance                    | 450.00     |
| Bill                                     | 05/01/2020 | 12642       |     | Oak Interactive, LLC               | Monthly Website Maintenance                    | 450.00     |
| Bill                                     | 05/29/2020 | 12659       |     | Oak Interactive, LLC               | Monthly Website Maintenance                    | 450.00     |
| Bill                                     | 05/31/2020 | 2019 Ass... |     | Interbelt North Business Owner'... | Acct #314573 Annual Dues 2019                  | 17.09      |
| Bill                                     | 05/31/2020 | 2019 Ass... |     | Interbelt North Business Owner'... | Acct #314572 Annual Dues 2019                  | 5,538.79   |
| Bill                                     | 06/30/2020 | 12692       |     | Oak Interactive, LLC               | Monthly Website Maintenance                    | 450.00     |
| Bill                                     | 07/31/2020 | 12716       |     | Oak Interactive, LLC               | Monthly Website Maintenance                    | 450.00     |
| Bill                                     | 08/31/2020 | 12737       |     | Oak Interactive, LLC               | Monthly Website Maintenance                    | 450.00     |
| Bill                                     | 09/18/2020 | 2020 Ren... |     | SAFE-D                             | Safe-D Membership Renewal                      | 1,100.00   |
| Bill                                     | 09/30/2020 | 12764       |     | Oak Interactive, LLC               | Monthly Website Maintenance                    | 450.00     |
| Bill                                     | 10/31/2020 |             |     | Oak Interactive, LLC               | Monthly Website Maintenance                    | 450.00     |
| Total 53150 - Dues & Subscriptions       |            |             |     |                                    |                                                | 11,187.97  |
| <b>53200 - Postage</b>                   |            |             |     |                                    |                                                |            |
| Bill                                     | 01/31/2020 | 2031        |     | The Morton Accounting Services     | January CPA Services                           | 22.90      |
| Bill                                     | 02/29/2020 | 2035        |     | The Morton Accounting Services     | February CPA Services                          | 12.05      |

**Harris County ESD No. 1 - GOF**  
**Profit & Loss Detail**  
**January through October 2020**

| Type                                               | Date       | Num           | Adj | Name                             | Memo                                            | Amount     |
|----------------------------------------------------|------------|---------------|-----|----------------------------------|-------------------------------------------------|------------|
| Bill                                               | 03/31/2020 | 2039          |     | The Morton Accounting Services   | February CPA Services                           | 9.85       |
| Bill                                               | 04/30/2020 | 2051          |     | The Morton Accounting Services   | April CPA Services                              | 9.85       |
| Bill                                               | 05/31/2020 | 2066          |     | The Morton Accounting Services   | May CPA Services                                | 38.45      |
| Bill                                               | 06/30/2020 | 2080          |     | The Morton Accounting Services   | June CPA Services                               | 34.10      |
| Bill                                               | 07/31/2020 | 2088          |     | The Morton Accounting Services   | July CPA Services                               | 27.85      |
| Total 53200 - Postage                              |            |               |     |                                  |                                                 | 155.05     |
| <b>53300 - Printing &amp; Copying</b>              |            |               |     |                                  |                                                 |            |
| Bill                                               | 01/31/2020 | 2031          |     | The Morton Accounting Services   | January CPA Services                            | 13.92      |
| Bill                                               | 02/29/2020 | 2035          |     | The Morton Accounting Services   | February CPA Services                           | 15.37      |
| Bill                                               | 03/31/2020 | 2039          |     | The Morton Accounting Services   | February CPA Services                           | 21.17      |
| Bill                                               | 04/30/2020 | 2051          |     | The Morton Accounting Services   | April CPA Services                              | 6.09       |
| Bill                                               | 05/31/2020 | 2066          |     | The Morton Accounting Services   | May CPA Services                                | 12.47      |
| Bill                                               | 06/30/2020 | 2080          |     | The Morton Accounting Services   | June CPA Services                               | 1.45       |
| Bill                                               | 07/31/2020 | 2088          |     | The Morton Accounting Services   | July CPA Services                               | 3.19       |
| Bill                                               | 08/31/2020 | 2099          |     | The Morton Accounting Services   | August CPA Services                             | 3.77       |
| Bill                                               | 09/30/2020 | 2117          |     | The Morton Accounting Services   | September CPA Services                          | 4.35       |
| Bill                                               | 10/31/2020 | 2124          |     | The Morton Accounting Services   | October CPA Services                            | 4.06       |
| Total 53300 - Printing & Copying                   |            |               |     |                                  |                                                 | 85.84      |
| <b>53350 - Legal Notices &amp; Filing Fees</b>     |            |               |     |                                  |                                                 |            |
| Bill                                               | 09/30/2020 | 34049563      |     | Houston Chronicle                | Public Hearing - Main News                      | 11,467.37  |
| Total 53350 - Legal Notices & Filing Fees          |            |               |     |                                  |                                                 | 11,467.37  |
| <b>53400 - Office Supplies</b>                     |            |               |     |                                  |                                                 |            |
| Bill                                               | 01/31/2020 | 2031          |     | The Morton Accounting Services   | Tax Forms                                       | 47.73      |
| Bill                                               | 07/31/2020 | 2088          |     | The Morton Accounting Services   | Check Stock                                     | 200.87     |
| Total 53400 - Office Supplies                      |            |               |     |                                  |                                                 | 248.60     |
| Total 53000 - Operations (DNU)                     |            |               |     |                                  |                                                 | 23,384.31  |
| <b>54000 - General and Admin Expenses</b>          |            |               |     |                                  |                                                 |            |
| <b>54150 - Insurance - Gen Liab-Err &amp; Omis</b> |            |               |     |                                  |                                                 |            |
| Bill                                               | 01/14/2020 | 2020 Insu...  |     | VFIS of Texas                    | HARC0-1 Insurance Coverage - 1/1/20 to 12/31/20 | 52,344.00  |
| Total 54150 - Insurance - Gen Liab-Err & Omis      |            |               |     |                                  |                                                 | 52,344.00  |
| <b>54200 - Insurance - Treasurer's Bond</b>        |            |               |     |                                  |                                                 |            |
| Bill                                               | 10/26/2020 | Scibuola ...  |     | Victor O. Schinnerer & Co. Inc.  | Scibuola 61BSBGJ7588                            | 520.00     |
| Total 54200 - Insurance - Treasurer's Bond         |            |               |     |                                  |                                                 | 520.00     |
| <b>54400 - HCAD Qtr Expenses</b>                   |            |               |     |                                  |                                                 |            |
| Bill                                               | 03/24/2020 | PSI20000...   |     | Harris County Appraisal District | 2nd Quarter 2020 Assessment                     | 33,893.00  |
| Bill                                               | 04/30/2020 | PSI20001...   |     | Harris County Appraisal District | 3rd Quarter 2020 Assessment                     | 33,961.00  |
| Bill                                               | 08/17/2020 | PSI20002...   |     | Harris County Appraisal District | 4th Quarter 2020 Assessment                     | 33,858.00  |
| Total 54400 - HCAD Qtr Expenses                    |            |               |     |                                  |                                                 | 101,712.00 |
| <b>54600 - Travel &amp; Meetings</b>               |            |               |     |                                  |                                                 |            |
| Bill                                               | 02/25/2020 | Reimb Fe...   |     | Shirley Reed                     | Reimbursement Request Jan 1 -Feb 21, 2019       | 97.18      |
| Bill                                               | 03/16/2020 | Feb/Mar 10    |     | Chase Card Services              | Shrimp & Stuff - Safe D                         | 23.02      |
| Bill                                               | 03/16/2020 | Feb/Mar 10    |     | Chase Card Services              | Costco Gas - Safe D                             | 49.73      |
| Bill                                               | 03/16/2020 | Feb/Mar 10    |     | Chase Card Services              | Moody Gardens - Safe D                          | 25.73      |
| Bill                                               | 03/16/2020 | Feb/Mar 10    |     | Chase Card Services              | Shrimp & Stuff - Safe D                         | 27.62      |
| Bill                                               | 03/16/2020 | Feb Reimb     |     | Fred A Scibuola                  | Conference Mileage                              | 92.58      |
| Bill                                               | 07/30/2020 | 1st Qtr 20... |     | Virginia Bazan                   | Conference Mileage Reimbursement                | 97.18      |
| Total 54600 - Travel & Meetings                    |            |               |     |                                  |                                                 | 413.04     |
| <b>54650 - Conference, Conven &amp; Meetings</b>   |            |               |     |                                  |                                                 |            |
| Bill                                               | 02/10/2020 | Jan/Feb 20    |     | Chase Card Services              | Safe D                                          | 1,275.00   |
| Total 54650 - Conference, Conven & Meetings        |            |               |     |                                  |                                                 | 1,275.00   |
| <b>54700 - Travel/Lodging</b>                      |            |               |     |                                  |                                                 |            |
| Bill                                               | 03/16/2020 | Feb/Mar 10    |     | Chase Card Services              | Doubletree Hilton - Safe D                      | 6.00       |
| Bill                                               | 03/16/2020 | Feb/Mar 10    |     | Chase Card Services              | Doubletree Hilton - Safe D                      | 469.65     |
| Bill                                               | 03/16/2020 | Feb/Mar 10    |     | Chase Card Services              | Doubletree Hilton - Safe D                      | 489.42     |
| Bill                                               | 03/16/2020 | Feb/Mar 10    |     | Chase Card Services              | Doubletree Hilton - Safe D                      | 180.36     |
| Bill                                               | 03/16/2020 | Feb/Mar 10    |     | Chase Card Services              | Doubletree Hilton - Safe D                      | 513.32     |
| Bill                                               | 03/16/2020 | Feb/Mar 10    |     | Chase Card Services              | Doubletree Hilton - Safe D                      | 479.14     |
| Bill                                               | 03/16/2020 | Feb/Mar 10    |     | Chase Card Services              | Doubletree Hilton - Safe D                      | 6.00       |
| Bill                                               | 03/16/2020 | Feb/Mar 10    |     | Chase Card Services              | Doubletree Hilton - Safe D                      | 343.68     |
| Bill                                               | 03/16/2020 | Feb/Mar 10    |     | Chase Card Services              | Doubletree Hilton - Safe D                      | 150.42     |
| Bill                                               | 03/16/2020 | Feb/Mar 10    |     | Chase Card Services              | Doubletree Hilton - Safe D                      | 158.70     |
| Total 54700 - Travel/Lodging                       |            |               |     |                                  |                                                 | 2,796.69   |

12:56 AM

11/13/20

Accrual Basis

**Harris County ESD No. 1 - GOF**  
**Profit & Loss Detail**  
**January through October 2020**

| Type                                        | Date       | Num        | Adj | Name                         | Memo                    | Amount               |
|---------------------------------------------|------------|------------|-----|------------------------------|-------------------------|----------------------|
| Total 54000 · General and Admin Expenses    |            |            |     |                              |                         | 159,060.73           |
| <b>60000 · Interest Expense</b>             |            |            |     |                              |                         |                      |
| Bill                                        | 01/01/2020 | 66241496   |     | De Lage Laden Public Finance | Building Note - Monthly | 6,667.39             |
| Bill                                        | 01/25/2020 | 66665770   |     | De Lage Laden Public Finance | Building Note - Monthly | 6,541.59             |
| Bill                                        | 02/22/2020 | 66978372   |     | De Lage Laden Public Finance | Building Note - Monthly | 6,415.27             |
| Bill                                        | 03/22/2020 | 67399822   |     | De Lage Laden Public Finance | Building Note - Monthly | 6,288.43             |
| Bill                                        | 05/01/2020 | 67820716   |     | De Lage Laden Public Finance | Building Note - Monthly | 6,161.05             |
| Bill                                        | 05/15/2020 | 68139088   |     | De Lage Laden Public Finance | Building Note - Monthly | 6,033.15             |
| Bill                                        | 05/15/2020 | 9943004... |     | BB&T Governmental Finance    | 2020 Loan Payment       | 111,110.60           |
| Bill                                        | 07/15/2020 | 68542645   |     | De Lage Laden Public Finance | Building Note - Monthly | 5,904.72             |
| Bill                                        | 08/15/2020 |            |     | De Lage Laden Public Finance | Building Note - Monthly | 5,775.75             |
| Bill                                        | 09/15/2020 |            |     | De Lage Laden Public Finance | Building Note - Monthly | 5,646.25             |
| Bill                                        | 10/15/2020 |            |     | De Lage Laden Public Finance | Building Note - Monthly | 5,516.20             |
| Total 60000 · Interest Expense              |            |            |     |                              |                         | 172,060.40           |
| <b>66900 · Reconciliation Discrepancies</b> |            |            |     |                              |                         |                      |
| Bill                                        | 03/16/2020 | Feb/Mar 10 |     | Chase Card Services          | Walmart                 | 20.42                |
| Bill                                        | 03/16/2020 | Feb/Mar 10 |     | Chase Card Services          | Micro Center            | 11.99                |
| Total 66900 · Reconciliation Discrepancies  |            |            |     |                              |                         | 32.41                |
| Total Expense                               |            |            |     |                              |                         | 13,481,727.12        |
| Net Ordinary Income                         |            |            |     |                              |                         | -6,832,694.12        |
| <b>Net Income</b>                           |            |            |     |                              |                         | <b>-6,832,694.12</b> |

2:00 PM  
11/12/20

Harris County ESD No. 1 - GOF  
**Unpaid Bills Detail**  
As of October 1, 2020

| Type                                         | Date       | Num            | Memo                                                         | Due Date   | Open Balance      |
|----------------------------------------------|------------|----------------|--------------------------------------------------------------|------------|-------------------|
| <b>Construction Masters of Houston, Inc.</b> |            |                |                                                              |            |                   |
| Bill                                         | 10/01/2020 | Pay Request 23 | Pay Request 23 - Total Contract \$6,178,460 c/o 6,141,034.08 | 10/11/2020 | 5,205.49          |
| Bill                                         | 10/01/2020 | Pay Request 24 | Pay Request 24 - Total Contract \$6,178,460 c/o 6,141,034.08 | 10/11/2020 | 307,051.70        |
| Total Construction Masters of Houston, Inc.  |            |                |                                                              |            | 312,257.19        |
| <b>TOTAL</b>                                 |            |                |                                                              |            | <b>312,257.19</b> |

Harris County Emergency Services District #1  
 Construction Summary  
 October 31, 2020

**AG CM Inc. - Project Management**

|        |                   |
|--------|-------------------|
| Jan-18 | 4,261.25          |
| Feb-18 | 4,995.00          |
| Mar-18 | 31,996.25         |
| Apr-18 | 8,076.25          |
| May-18 | 3,045.00          |
| Jun-18 | 11,587.50         |
| Jul-18 | 24,167.58         |
| Aug-18 | 11,888.00         |
| Sep-18 | 16,239.39         |
| Oct-18 | 14,983.68         |
| Nov-18 | 13,200.03         |
| Jan-19 | 24,955.51         |
| Feb-19 | 36,164.11         |
| Mar-19 | 10,353.99         |
| Apr-19 | 4,381.50          |
| May-19 | 825.00            |
| Jun-19 | 16,453.53         |
| Jul-19 | 18,587.39         |
| Aug-19 | 11,847.72         |
| Sep-19 | 5,510.50          |
| Oct-19 | 4,200.10          |
| Nov-19 | 6,368.00          |
| Dec-19 | 1,786.39          |
| Mar-20 | 10,712.00         |
| Apr-20 | 7,011.68          |
| May-20 | 8,649.45          |
| Jun-20 | 3,309.66          |
| Sep-20 | 773.76            |
|        | <b>316,330.22</b> |

Total Project Mngt

316,330.22

**Station 92**

**Joiner Architects**

|        |           |
|--------|-----------|
| Jan-18 | 3,566.00  |
| Apr-18 | 30,430.00 |
| May-18 |           |
| Jun-18 | 3,213.00  |
| Jul-18 | 3,213.00  |
| Aug-18 | 3,213.00  |
| Sep-18 |           |
| Oct-18 |           |
| Nov-18 |           |
| Dec-18 | 4,418.00  |
| Jan-19 | 4,573.05  |
| Feb-19 | 4,830.62  |

**Construction Masters of Houston**

|               |            |
|---------------|------------|
| Pay Request 1 | 132,610.97 |
| Pay Request 2 | 55,086.51  |
| Pay Request 3 | 128,081.34 |
| Pay Request 4 | 87,885.01  |
| Pay Request 5 | 49,711.00  |
| Pay Request 6 | 57,752.02  |
| Pay Request 7 | 202,626.90 |
| Pay Request 8 | 331,908.48 |
| Pay Request 9 | 336,977.59 |

|        |                  |                         |                     |                     |
|--------|------------------|-------------------------|---------------------|---------------------|
| Mar-19 | 4,886.41         | Pay Request 10          | 380,702.97          |                     |
| Apr-19 | 4,016.00         | Pay Request 11          | 439,383.45          |                     |
| May-19 | 2,008.00         | Pay Request 12          | 151,048.79          |                     |
| Jun-19 | 2,008.00         | Pay Request 13          | 158,316.60          |                     |
| Jul-19 | 2,009.00         | Pay Request 14          | 86,685.49           |                     |
| Aug-19 | 803.00           | Pay Request 15          | 100,015.06          |                     |
| Sep-19 | 1,205.00         | Pay Request 16          | 64,931.81           |                     |
|        |                  | Pay Request 17          | 23,090.13           |                     |
| Dec-19 | 2,008.00         | Pay Request 18          | 86,881.58           |                     |
|        |                  | Pay Request 19          | 87,328.75           |                     |
|        |                  | Pay Request 20          | 91,200.00           |                     |
|        |                  | Pay Request 21          | 96,677.90           |                     |
|        |                  | Pay Request 22          | 39,407.17           | 39,407.17           |
|        | <u>76,400.08</u> |                         | <u>3,188,309.52</u> |                     |
|        |                  | <b>Total Station 92</b> |                     | <b>3,264,709.60</b> |

**Station 94**  
**Joiner Architects**

|        |                   |
|--------|-------------------|
| Jan-18 | 1,972.00          |
| Apr-18 | 57,396.37         |
| May-18 | 7,337.57          |
| Jun-18 | 10,281.32         |
| Jul-18 | 4,993.97          |
| Aug-18 | 897.00            |
| Sep-18 | 2,614.72          |
| Oct-18 | 2,807.40          |
| Nov-18 |                   |
| Dec-18 | 3,902.36          |
| Jan-19 | 2,801.05          |
| Feb-19 | 3,059.61          |
| Mar-19 | 3,389.40          |
| Apr-19 | 2,244.00          |
| May-19 | 1,123.00          |
| Jun-19 | 1,678.05          |
| Jul-19 | 1,122.00          |
| Aug-19 | 449.00            |
| Sep-19 | 674.00            |
| Dec-19 | 1,122.00          |
|        | <u>109,864.82</u> |

**Construction Masters of Houston**

|                |                     |
|----------------|---------------------|
| Pay Request 1  | 34,634.15           |
| Pay Request 2  | 37,974.35           |
| Pay Request 3  | 123,832.22          |
| Pay Request 4  | 89,579.74           |
| Pay Request 5  | 28,367.00           |
| Pay Request 6  | 69,881.69           |
| Pay Request 7  | 269,487.10          |
| Pay Request 8  | 319,833.65          |
| Pay Request 9  | 385,915.77          |
| Pay Request 10 | 255,843.85          |
| Pay Request 11 | 304,096.71          |
| Pay Request 12 | 228,485.22          |
| Pay Request 13 | 118,177.57          |
| Pay Request 14 | 48,907.85           |
| Pay Request 15 | 84,964.45           |
| Pay Request 16 | 86,319.45           |
| Pay Request 17 | 58,919.22           |
| Pay Request 18 | 40,853.35           |
| Pay Request 19 | 3,226.20            |
| Pay Request 20 | 3,924.45            |
| Pay Request 21 | -                   |
| Pay Request 22 | 47,243.38           |
|                | <u>2,640,467.37</u> |

**Total Station 94**                      **2,750,332.19**

**Grand Total**                              **6,370,779.18**

**Loan Proceeds - 5/30/2018**                      7,000,000.00

Less YTD Spending                      (6,370,779.18)

**Remaining**                                      **629,220.82**





**dealers electrical supply**

4433 AIRLINE DR  
HOUSTON TX 77022-2927

PLEASE REMIT TO: P.O. BOX 2535  
WACO, TX 76702-2535

REPRINT  
713-691-6521  
FAX 694-4535

\*\*\* ORIGINAL \*\*\*

Invoice 1449576-01

Invoice Date 09/25/20

Customer No. 431788-0009

Salesperson NORMAN VALLES - - HO

S  
O K & M-HARRIS COUNTY EMERG CTR  
L  
D P O BOX 690932  
T HOUSTON TX 77269  
O

S  
H HARRIS COUNTY EMERGENCY CENTER  
I C/O K & M ELECTRICAL SERVICES  
P  
T  
O

| Whse                              | Type     | Tax Code / Description |    | Customer PO.            | Shipped Via                    | Inside Salesperson |     |           |
|-----------------------------------|----------|------------------------|----|-------------------------|--------------------------------|--------------------|-----|-----------|
| 14                                | 1        | 900 TEXAS TAX EX       |    |                         | WILL ADVISE                    | MARJORIE DAVIS     |     |           |
| Line                              | Quantity |                        | BO | Item                    | Description                    | Unit Price         | U/M | Extension |
|                                   | Ordered  | Shipped                |    |                         |                                |                    |     |           |
| 1                                 | 1        | 1                      |    | CUR*TG31254803Y         | CURRENT TECH TG31254803YMDTM2F | 5280.000           | E   | 5280.00   |
|                                   |          |                        |    | TERMS: VENDOR 10TH PROX |                                |                    |     |           |
| IF PAID ON OR BEFORE >>> 10/10/20 |          |                        |    | YOU SAVE >>> 105.60     | AND PAY ONLY >>> 5174.40       | Total Due >>>      |     | 5280.00   |



**dealers electrical supply**

4433 AIRLINE DR  
HOUSTON TX 77022-2927

PLEASE REMIT TO: P.O. BOX 2535  
WACO, TX 76702-2535

**REPRINT**  
713-691-6521  
FAX 694-4535

\*\*\* ORIGINAL \*\*\*

**Invoice 1449576-02**

Invoice Date 09/25/20

Customer No. 431788-0009

Salesperson NORMAN VALLES - - HO

S  
O  
L  
D  
T  
O  
K & M-HARRIS COUNTY EMERG CTR  
P O BOX 690932  
HOUSTON TX 77269

S  
H  
I  
P  
T  
O  
HARRIS COUNTY EMERGENCY CENTER  
C/O K & M ELECTRICAL SERVICES

| Whse                              | Type     | Tax Code / Description |    | Customer PO.        | Shipped Via                    | Inside Salesperson       |               |           |
|-----------------------------------|----------|------------------------|----|---------------------|--------------------------------|--------------------------|---------------|-----------|
| 14                                | 1        | 900 TEXAS TAX EX       |    |                     | WILL ADVISE                    | MARJORIE DAVIS           |               |           |
| Line                              | Quantity |                        | BO | Item                | Description                    | Unit Price               | U/M           | Extension |
|                                   | Ordered  | Shipped                |    |                     |                                |                          |               |           |
| 1                                 | 1        | 1                      |    | CUR*TG31252083Y     | CURRENT TECH TG31252083YMDTM2F | 5280.000                 | E             | 5280.00   |
| IF PAID ON OR BEFORE >>> 10/10/20 |          |                        |    | YOU SAVE >>> 105.60 | TERMS: VENDOR 10TH PROX        | AND PAY ONLY >>> 5174.40 | Total Due >>> | 5280.00   |



DE LAGE LANDEN PUBLIC FINANCE LLC  
 P.O. BOX 41602  
 PHILADELPHIA, PA 19101-1602

**REMITTANCE SECTION**

Invoice Number: 69949039  
 Due Date: 11/15/2020  
 Due This Period: \$36,939.53

**Amount Enclosed:** \$ \_\_\_\_\_

Please make check payable to:

DE LAGE LANDEN PUBLIC FINANCE LLC  
 P.O. BOX 41602  
 PHILADELPHIA, PA 19101-1602



HARRIS CO EMERGENCY SVS  
 ATTN AP  
 2800 ALDINE BENDER RD  
 HOUSTON TX 77032-3502

2100000699490390036939531

Detach here. Please include the top payment coupon with your payment. Please allow 5-7 days for U.S. Postal Service delivery.



DE LAGE LANDEN PUBLIC FINANCE LLC  
 P.O. BOX 41602  
 PHILADELPHIA, PA 19101-1602

[WWW.LESSEEDIRECT.COM](http://WWW.LESSEEDIRECT.COM)

Contract Number: 803-0002145-000  
 Invoice Number: 69949039  
 Account Number: 234825  
 Site Number: 1334834  
 Invoice Date: 10/24/2020  
 Period of Performance: 10/15/2020-11/14/2020  
 Due This Period: \$36,939.53

**IMPORTANT MESSAGES**

\*Please review your equipment location(s) for tax purposes.

**Visit WWW.LESSEEDIRECT.COM**

- Did you know you can...
- ✓ View copies of your contract and open invoices
  - ✓ Enroll in paperless invoicing
  - ✓ Make a payment
  - ✓ Set up automated/recurring payments

See Reverse For Important Information

**INVOICE DETAILS**

| Description         | Payment Amount | Tax    | Total Amount | Applied Amount | Remaining Amount Due |
|---------------------|----------------|--------|--------------|----------------|----------------------|
| PAYMENT             | \$36,939.53    | \$0.00 | \$36,939.53  | \$0.00         | \$36,939.53          |
| Billed this Invoice | \$36,939.53    | \$0.00 | \$36,939.53  | \$0.00         | \$36,939.53          |

(Please see the following pages for details.)

# Invoice



Page 1/1  
 Invoice 02226  
 Date 10/31/2020

**Harris County Emergency Corps**  
 2800 Aldine Bender Road  
 Houston TX 77032

**Bill To:** Harris County ESD#1  
 2800 Aldine Bender Rd  
 Houston Texas 77032

**Ship To:** Harris County ESD#1  
 2800 Aldine Bender Rd  
 Houston Texas 77032

| Purchase Order No. |         | Customer ID |                  | Salesperson ID                            |  | Payment Terms  | Req Ship Date  | Master No.     |
|--------------------|---------|-------------|------------------|-------------------------------------------|--|----------------|----------------|----------------|
|                    |         | H0001       |                  |                                           |  | Due on Receipt | 10/31/2020     | 1,844          |
| Ordered            | Shipped | B/O         | Item Number      | Description                               |  | Discount       | Unit Price     | Ext. Price     |
| 1.00               | 1.00    | 0.00        | 911 SERVICES     | 1839 Response x \$984.21 - IMX            |  | \$0.00         | \$1,397,505.00 | \$1,397,505.00 |
| 1.00               | 1.00    | 0.00        | LEASE PAYMENTS   | 412,457<br>Lease payments to ESD1 Bldg/Eq |  | \$0.00         | -\$45,553.00   | -\$45,553.00   |
| 1.00               | 1.00    | 0.00        | LEASE AMBULANCES | Lease Payments ESD1 ambulances            |  | \$0.00         | -\$7,000.00    | -\$7,000.00    |

|                |                       |
|----------------|-----------------------|
| Subtotal       | \$1,344,952.00        |
| Misc           | \$0.00                |
| Tax            | \$0.00                |
| Freight        | \$0.00                |
| Trade Discount | \$0.00                |
| <b>Total</b>   | <b>\$1,344,952.00</b> |



# COWBOY MOTOR COMPANY LC DBA

MOORE CHRYSLER DODGE JEEP RAM

Po Box 905

Silsbee, TX 77656

Tel: (409) 385-3796

Fax: (409) 385-3575

Invoice No.

G187793

**SOLD TO:** HARRIS COUNTY ESD #1  
2800 ALDINE BENDER RD  
HOUSTON, TX 77032

**Make all payments directly to:**  
Moore Chrysler Dodge Jeep Ram  
PO Box 905  
Silsbee, TX 77656

Please refer to Invoice No with remittance

| Customer Purchase Order | Terms       | Date      |
|-------------------------|-------------|-----------|
| 21020-2 HGAC20-00887    | NET 30 DAYS | 30-Sep-20 |

| Item                           | Quantity | Description                                      | Unit Price   | Extended Price   |
|--------------------------------|----------|--------------------------------------------------|--------------|------------------|
| 1                              | 1        | 2020 DODGE RAM 3500 PK<br>VIN# 3C7WRSBL9LG187793 | \$ 41,029.50 | \$ 41,029.50     |
| 1                              | 2        | HGAC FEE                                         | \$ 200.00    | \$ 200.00        |
| <b>Total Due Silsbee Ford:</b> |          |                                                  | <b>\$</b>    | <b>41,229.50</b> |



# Invoice

**Bill To:**

Harris County ESD #1  
2800 Aldine Bender Road, Ste. A  
Houston, TX 77032

**Invoice #**

E-3405

**Invoice Date**

11/5/2020

**Salesman:**

David Sheehy

**P.O. #****Terms**

Due on Receipt

**Ship****Via****Frazer Job #**

E-3405

**Item Description****Qty****Unit Price****Total Price**

1RA20DMAAA1-E1736-0001-1

1

\$151,775.00

\$151,775.00

1

1

\$44,000.00

\$44,000.00

**Notes:**

Estimate #: E1736-0001

VIN: 3C7WRSBLXLG206416

Subtotal

**\$195,775.00**

Tax

**\$0.00**

Payments/Credits

Amount to be invoiced separately

**\$0.00**

Balance Due **\$195,775.00**

**Please contact us for ACH or wire transfer instructions.**

If paying by mail, remit to: Mac Haik Dodge Chrysler Jeep 11000 North Freeway, Houston, TX 77037



# Invoice

**Bill To:**

Harris County ESD #1  
2800 Aldine Bender Road, Ste. A  
Houston, TX 77032

**Invoice #**

E-3405

**Invoice Date**

11/5/2020

**Salesman:**

David Sheehy

**P.O. #****Terms****Ship****Via****Frazer Job #**

Due on Receipt

E-3405

**Item Description****Qty****Unit Price****Total Price**

IRA20DMAAA1-E1736-0001-1

1

\$151,775.00

\$151,775.00

1

1

\$44,000.00

\$44,000.00

**Notes:**

Estimate #: E1736-0002

VIN: 3C7WRSBL2LG144929

Subtotal

**\$195,775.00**

Tax

**\$0.00**

Payments/Credits

Amount to be invoiced separately

**\$0.00**

Balance Due

**\$195,775.00**

**Please contact us for ACH or wire transfer instructions.**

If paying by mail, remit to: Mac Haik Dodge Chrysler Jeep 11000 North Freeway, Houston, TX 77037





Defining the future of Mobile Healthcare.

7219 Rampart St  
Bellaire, TX 77081  
713-772-5511  
888-732-9371  
713-995-0541 (fax)

# Invoice

**Bill To:**

Harris County ESD #1  
2800 Aldine Bender Road, Ste. A  
Houston, TX 77032

**Invoice #**

E-3469

**Invoice Date**

11/5/2020

**P.O. #**

072820-2

**Terms**

Due on Receipt

**Ship****Via****Frazer Job #**

E-3469

**Item Description****Qty****Unit Price****Total Price**

IRA20DMAAA1-E2075-0001-1

1

\$147,025.00

\$147,025.00

Notes:

Subtotal

**\$147,025.00**

Estimate #:

E2075-0001

Tax

**\$0.00**

VIN:

3C7WRSBL7G187792

Payments/Credits

Amount to be invoiced separately

**\$0.00**

Balance Due

**\$147,025.00**

NOTE: Frazer's mailing address has changed. Please update your records accordingly.

**Please contact us for ACH or wire transfer instructions.**

If paying by mail, remit to: FRAZER LTD. 7219 Rampart St. Houston, TX 77081



Defining the future of Mobile Healthcare.

7219 Rampart St  
Bellaire, TX 77081  
713-772-5511  
888-732-9371  
713-995-0541 (fax)

# Invoice

**Bill To:**

Harris County ESD #1  
2800 Aldine Bender Road, Ste. A  
Houston, TX 77032

**Invoice #**

E-3470

**Invoice Date**

11/5/2020

**P.O. #**

072820-2

**Terms**

Due on Receipt

**Ship****Via****Frazer Job #**

E-3470

**Item Description****Qty****Unit Price****Total Price**

1RA20DMAAA1-E2075-0001-1

1

\$147,025.00

\$147,025.00

**Notes:**

Estimate #:

E2075-0002

VIN:

3C7WRSBL7LG201836

Subtotal

**\$147,025.00**

Tax

**\$0.00**

Payments/Credits

Amount to be invoiced separately

**\$0.00**

Balance Due

**\$147,025.00**

NOTE: Frazer's mailing address has changed. Please update your records accordingly.

**Please contact us for ACH or wire transfer instructions.**

If paying by mail, remit to: FRAZER LTD. 7219 Rampart St. Houston, TX 77081



Defining the future of Mobile Healthcare.

7219 Rampart St  
Bellaire, TX 77081  
713-772-5511  
888-732-9371  
713-995-0541 (fax)

# Invoice

**Bill To:**

Harris County ESD #1  
2800 Aldine Bender Road, Ste. A  
Houston, TX 77032

**Invoice #**

E-3471

**Invoice Date**

11/5/2020

**P.O. #**

072820-2

**Terms**

Due on Receipt

**Ship****Via****Frazer Job #**

E-3471

**Item Description****Qty****Unit Price****Total Price**

1RA20DMAAA1-E2075-0001-1

1

\$147,025.00

\$147,025.00

Notes:

Estimate #: E2075-0003

VIN: 3C7WRSBL9G187793

Subtotal

**\$147,025.00**

Tax

**\$0.00**

Payments/Credits

Amount to be invoiced separately

**\$0.00**

Balance Due

**\$147,025.00**

NOTE: Frazer's mailing address has changed. Please update your records accordingly.

**Please contact us for ACH or wire transfer instructions.**

If paying by mail, remit to: FRAZER LTD. 7219 Rampart St. Houston, TX 77081



**INVOICE FOR PROFESSIONAL SERVICES**  
**19005 - 21 INV**

October 30, 2020

Amos Byington  
 Harris County ESD No. 1  
 2800 Aldine Bender Road Suite A  
 Houston, TX 77032

RE: Harris County ESD No. 1 EMS Station No. 97

**For Professional Services through 90% Construction Administration**

Estimated Fee - \$100,800.00

| Phase                       | % of Fee | Total Fee by Phase   | % Comp | Fee Earned          | Less Prev. Invoiced | Due This Invoice   |
|-----------------------------|----------|----------------------|--------|---------------------|---------------------|--------------------|
| Programming                 | 5        | \$ 5,040.00          | 100%   | \$ 5,040.00         | \$ 5,040.00         | \$ -               |
| Schematic Design            | 10       | \$ 10,080.00         | 100%   | \$ 10,080.00        | \$ 10,080.00        | \$ -               |
| Design Development          | 10       | \$ 10,080.00         | 100%   | \$ 10,080.00        | \$ 10,080.00        | \$ -               |
| Construction Documents      | 30       | \$ 30,240.00         | 100%   | \$ 30,240.00        | \$ 30,240.00        | \$ -               |
| Bidding                     | 5        | \$ 5,040.00          | 100%   | \$ 5,040.00         | \$ 5,040.00         | \$ -               |
| Construction Administration | 40       | \$ 40,320.00         | 90%    | \$ 36,288.00        | \$ 34,272.00        | \$ 2,016.00        |
| <b>Total</b>                |          | <b>\$ 100,800.00</b> |        | <b>\$ 96,768.00</b> | <b>\$ 94,752.00</b> | <b>\$ 2,016.00</b> |

**Reimbursable Expenses(Not included in above amount)**

In-House Printing -

8 1/2 x 11 -

11x17 -

= \$ -  
 = \$ -  
 = \$ -  
 = \$ -  
 = \$ -  
 = \$ -

Subtotal

=

\$ -

**Amount Due**

=

**\$ 2,016.00**

**(We appreciate your business!)**

**\*\* Reimbursable Expenses are limited to \$2,500.00 excluding Permit Fees\*\***

**Current reimbursable owed: \$0.00**  
**Total Previously Invoiced \$142.09**  
**Total reimbursable: 1,850.92**  
**Remaining reimbursable balance: \$649.08**

**Current Permit fees owed: \$0.00**  
**Previous permit reimbursed: \$2,581.00**  
**Total Permit Fees: \$2,581.00**



# AIA Document G702 - 1992

## Application and Certificate for Payment

**TO OWNER:** Harris County ESD # 1  
2800 Aldine Bender Rd.  
Houston, TX 77032

**PROJECT:** EMS Stations 92 & 94  
Station 92: 1618 & 1620 Isom,  
Houston, TX 77039  
Station 94: 6310 Aldine Bender,  
Houston, TX 77396  
Joiner Architects  
700 Rockmead, #265  
Kingwood, TX 77339

**FROM:** Construction Masters of Houston, Inc.  
**CONTRACTOR:** P. O. Box 1587  
Pearland, TX 77588

**VIA ARCHITECT:**

**APPLICATION NO:** 023  
**PERIOD TO:** August 19, 2020

**CONTRACT FOR:** General Construction  
**CONTRACT DATE:** May 23, 2018  
**PROJECT NOS:** / 2618 /

**Distribution to:**  
OWNER:  ARCHITECT:   
CONTRACTOR:  FIELD:   
OTHER:

### CONTRACTOR'S APPLICATION FOR PAYMENT

Application is made for payment, as shown below, in connection with the Contract. AIA Document G703, Continuation Sheet, is attached.

1. ORIGINAL CONTRACT SUM ..... \$6,178,460.00
2. NET CHANGE BY CHANGE ORDERS ..... -\$37,425.92
3. CONTRACT SUM TO DATE (Line 1 ± 2) ..... \$6,141,034.08
4. TOTAL COMPLETED & STORED TO DATE (Column G on G703) ..... \$6,141,034.08
5. RETAINAGE:
  - a. 5.00 % of Completed Work (Column D + E on G703) ..... \$307,051.70
  - b. 5.00 % of Stored Material (Column F on G703) ..... \$0.00
6. TOTAL EARNED LESS RETAINAGE ..... \$307,051.70  
(Line 4 Less Line 5 Total) ..... \$5,833,982.38
7. LESS PREVIOUS CERTIFICATES FOR PAYMENT ..... \$5,828,776.89  
(Line 6 from prior Certificate)
8. CURRENT PAYMENT DUE ..... \$5,205.49
9. BALANCE TO FINISH, INCLUDING RETAINAGE (Line 3 less Line 6) ..... \$307,051.70

The undersigned Contractor certifies that to the best of the Contractor's knowledge, information and belief the Work covered by this Application for Payment has been completed in accordance with the Contract Documents, that all amounts have been paid by the Contractor for Work for which previous Certificates for Payment were issued and payments received from the Owner, and that current payment shown herein is now due.


**CONTRACTOR:**   
By: \_\_\_\_\_  
State of: Texas

Date: August 19, 2020

County of: Brazoria

Subscribed and sworn to before me this 19<sup>th</sup> day of August 2020

Notary Public: Marjorie Carns  
My Commission expires: September 26, 2021



### ARCHITECT'S CERTIFICATE FOR PAYMENT

In accordance with the Contract Documents, based on on-site observations and the data comprising this application, the Architect certifies to the Owner that to the best of the Architect's knowledge, information and belief the Work has progressed as indicated, the quality of the Work is in accordance with the Contract Documents, and the Contractor is entitled to payment of the AMOUNT CERTIFIED.

**AMOUNT CERTIFIED** ..... \$5,205.49  
(Attach explanation if amount certified differs from the amount applied. Initial all figures on this Application and on the Continuation Sheet that are changed to conform with the amount certified.)

**ARCHITECT:**   
By: \_\_\_\_\_  
Date: 9/11/20

This Certificate is not negotiable. The AMOUNT CERTIFIED is payable only to the Contractor named herein. Issuance, payment and acceptance of payment are without prejudice to any rights of the Owner or Contractor under this Contract.

| CHANGE ORDER SUMMARY                               | ADDITIONS     | DEDUCTIONS          |
|----------------------------------------------------|---------------|---------------------|
| Total changes approved in previous months by Owner | \$0.00        | \$0.00              |
| Total approved this Month                          | \$0.00        | \$37,425.92         |
| <b>TOTALS</b>                                      | <b>\$0.00</b> | <b>\$37,425.92</b>  |
| <b>NET CHANGES by Change Order</b>                 |               | <b>-\$37,425.92</b> |

AIA Document G702® - 1992. Copyright © 1953, 1963, 1965, 1971, 1978, 1983 and 1992 by The American Institute of Architects. All rights reserved. The "American Institute of Architects" "AIA," the AIA Logo, "G702," and "AIA Contract Documents" are registered trademarks and may not be used without permission. This document was produced by AIA software at 12:50:32 ET on 08/19/2020 under Order No. 3126274972 which expires on 02/13/2021. It is not for resale, is licensed for one-time use only, and may only be used in accordance with the AIA Contract Documents' Terms of Service. To report copyright violations, e-mail copyright@aia.org.  
User Notes:



# AIA Document G703 - 1992

## Continuation Sheet

AIA Document G702®, Application and Certification for Payment, or G732™, Application and Certificate for Payment, Construction Manager as Adviser Edition, containing Contractor's signed certification is attached.  
Use Column I on Contracts where variable retainage for line items may apply.

APPLICATION NO: 023  
 APPLICATION DATE: August 19, 2020  
 PERIOD TO: August 19, 2020  
 ARCHITECT'S PROJECT NO: EMS Stations 92 & 94

| A<br>ITEM NO. | B<br>DESCRIPTION OF WORK | C<br>SCHEDULED VALUE | D<br>WORK COMPLETED               |             | E<br>THIS PERIOD | F<br>MATERIALS PRESENTLY STORED (NOT IN D OR E) | G<br>TOTAL COMPLETED AND STORED TO DATE (D + E + F) | H<br>BALANCE TO FINISH (C - G) | I<br>RETAINAGE (IF VARIABLE RATE) |
|---------------|--------------------------|----------------------|-----------------------------------|-------------|------------------|-------------------------------------------------|-----------------------------------------------------|--------------------------------|-----------------------------------|
|               |                          |                      | FROM PREVIOUS APPLICATION (D + E) | THIS PERIOD |                  |                                                 |                                                     |                                |                                   |
|               | STATION 92               | 0.00                 | 0.00                              | 0.00        | 0.00             | 0.00                                            | 0.00                                                | 0.00                           | 0.00                              |
| 0.1           | OC Allowance             | 5,760.21             | 0.00                              | 5,760.21    | 0.00             | 0.00                                            | 5,760.21                                            | 0.00                           | 0.00                              |
| 0.1a          | AER-OC-004               | 5,171.00             | 5,171.00                          | 0.00        | 0.00             | 0.00                                            | 5,171.00                                            | 0.00                           | 0.00                              |
| 0.1b          | AER-OC-005               | -640.00              | -640.00                           | 0.00        | 0.00             | 0.00                                            | -640.00                                             | 0.00                           | 0.00                              |
| 0.1c          | AER-OC-006               | 2,276.00             | 2,276.00                          | 0.00        | 0.00             | 0.00                                            | 2,276.00                                            | 0.00                           | 0.00                              |
| 0.1d          | AER-OC-007               | 4,246.53             | 4,246.53                          | 0.00        | 0.00             | 0.00                                            | 4,246.53                                            | 0.00                           | 0.00                              |
| 0.1e          | AER-OC-008               | 3,787.00             | 3,787.00                          | 0.00        | 0.00             | 0.00                                            | 3,787.00                                            | 0.00                           | 0.00                              |
| 0.1f          | AER-OC-009               | 2,716.00             | 2,716.00                          | 0.00        | 0.00             | 0.00                                            | 2,716.00                                            | 0.00                           | 0.00                              |
| 0.1g          | AER-OC-013               | 2,370.00             | 2,370.00                          | 0.00        | 0.00             | 0.00                                            | 2,370.00                                            | 0.00                           | 0.00                              |
| 0.1h          | AER-OC-014               | -6,000.00            | -6,000.00                         | 0.00        | 0.00             | 0.00                                            | -6,000.00                                           | 0.00                           | 0.00                              |
| 0.1i          | AER-OC-012               | 36,073.47            | 36,073.47                         | 0.00        | 0.00             | 0.00                                            | 36,073.47                                           | 0.00                           | 0.00                              |
| 0.1j          | AER-OC-017               | 250.00               | 250.00                            | 0.00        | 0.00             | 0.00                                            | 250.00                                              | 0.00                           | 0.00                              |
| 0.1k          | AER-OC-018               | 3,113.50             | 3,113.50                          | 0.00        | 0.00             | 0.00                                            | 3,113.50                                            | 0.00                           | 0.00                              |
| 0.1l          | AER-OC-020               | 12,850.00            | 12,850.00                         | 0.00        | 0.00             | 0.00                                            | 12,850.00                                           | 0.00                           | 0.00                              |
| 0.1m          | AER-OC-024               | 2,374.00             | 2,374.00                          | 0.00        | 0.00             | 0.00                                            | 2,374.00                                            | 0.00                           | 0.00                              |
| 0.1n          | AER-OC-032               | 1,411.74             | 1,411.74                          | 0.00        | 0.00             | 0.00                                            | 1,411.74                                            | 0.00                           | 0.00                              |
| 0.1o          | AER-OC-033               | 4,069.00             | 4,069.00                          | 0.00        | 0.00             | 0.00                                            | 4,069.00                                            | 0.00                           | 0.00                              |
| 0.2           | Signage Allowance        | 0.00                 | 0.00                              | 0.00        | 0.00             | 0.00                                            | 0.00                                                | 0.00                           | 0.00                              |
| 0.2a          | AER-G-01                 | 5,088.00             | 5,088.00                          | 0.00        | 0.00             | 0.00                                            | 5,088.00                                            | 0.00                           | 0.00                              |
| 0.2b          | AER-DH-02 Partial        | 5,778.55             | 5,778.55                          | 0.00        | 0.00             | 0.00                                            | 5,778.55                                            | 0.00                           | 0.00                              |
| 0.2c          | AER-G-02                 | 518.50               | 518.50                            | 0.00        | 0.00             | 0.00                                            | 518.50                                              | 0.00                           | 0.00                              |
| 0.3           | Hardware Allowance       | 0.00                 | 0.00                              | 0.00        | 0.00             | 0.00                                            | 0.00                                                | 0.00                           | 0.00                              |

AIA Document G703® - 1992. Copyright © 1963, 1965, 1966, 1967, 1970, 1978, 1983 and 1992 by The American Institute of Architects. All rights reserved. The "American Institute of Architects," "AIA," the AIA Logo, "G703," and "AIA Contract Documents" are registered trademarks and may not be used without permission. This document was produced by AIA software at 12:47:24 ET on 08/19/2020 under Order No. 3126274972 which expires on 02/13/2021. It is not for resale, is licensed for one-time use only, and may only be used in accordance with the AIA Contract Documents' Terms of Service. To report copyright violations, e-mail [copyright@aia.org](mailto:copyright@aia.org).  
 User Notes: (389AD45E)

| A        | B                                               | C               | D                                 |             | E                                          |      | F          | G                                              |           | H                         | I                            |
|----------|-------------------------------------------------|-----------------|-----------------------------------|-------------|--------------------------------------------|------|------------|------------------------------------------------|-----------|---------------------------|------------------------------|
|          |                                                 |                 | WORK COMPLETED                    |             | THIS PERIOD                                |      |            | TOTAL COMPLETED AND STORED TO DATE (D + E + F) | % (G ÷ C) |                           |                              |
| ITEM NO. | DESCRIPTION OF WORK                             | SCHEDULED VALUE | FROM PREVIOUS APPLICATION (D + E) | THIS PERIOD | MATERIALS PRESENTLY STORED (NOT IN D OR E) |      |            |                                                |           | BALANCE TO FINISH (C - G) | RETAINAGE (IF VARIABLE RATE) |
| 0.3a     | AER-DH-01                                       | 32,388.00       | 32,388.00                         | 0.00        | 0.00                                       | 0.00 | 32,388.00  | 100.00%                                        | 0.00      | 0.00                      | 0.00                         |
| 0.3b     | AER-DH-02 Partial<br>Smoke Testing<br>Allowance | 17,612.00       | 17,612.00                         | 0.00        | 0.00                                       | 0.00 | 17,612.00  | 100.00%                                        | 0.00      | 0.00                      | 0.00                         |
| 0.4      | Fire Sprinkler Tank<br>Allowance                | 2,500.00        | 2,500.00                          | 0.00        | 0.00                                       | 0.00 | 2,500.00   | 100.00%                                        | 0.00      | 0.00                      | 0.00                         |
| 0.5      | Allowance                                       | 15,158.00       | 0.00                              | 15,158.00   | 0.00                                       | 0.00 | 15,158.00  | 100.00%                                        | 0.00      | 0.00                      | 0.00                         |
| 0.5a     | AER-WT-01                                       | 47,294.00       | 47,294.00                         | 0.00        | 0.00                                       | 0.00 | 47,294.00  | 100.00%                                        | 0.00      | 0.00                      | 0.00                         |
| 0.5b     | AER-WT-02                                       | 17,548.00       | 17,548.00                         | 0.00        | 0.00                                       | 0.00 | 17,548.00  | 100.00%                                        | 0.00      | 0.00                      | 0.00                         |
| 0.6      | Septic Tank Pumping<br>Allowance                | 9,450.00        | 0.00                              | 9,450.00    | 0.00                                       | 0.00 | 9,450.00   | 100.00%                                        | 0.00      | 0.00                      | 0.00                         |
| 0.6a     | AER-SP-001<br>Landscape Bed<br>Allowance        | 550.00          | 550.00                            | 0.00        | 0.00                                       | 0.00 | 550.00     | 100.00%                                        | 0.00      | 0.00                      | 0.00                         |
| 0.7      | Supervision                                     | 5,000.00        | 0.00                              | 5,000.00    | 0.00                                       | 0.00 | 5,000.00   | 100.00%                                        | 0.00      | 0.00                      | 0.00                         |
| 01.01    | Temporary Facilities                            | 73,070.00       | 73,070.00                         | 0.00        | 0.00                                       | 0.00 | 73,070.00  | 100.00%                                        | 0.00      | 0.00                      | 0.00                         |
| 01.02    | Construction Fence                              | 9,358.00        | 9,358.00                          | 0.00        | 0.00                                       | 0.00 | 9,358.00   | 100.00%                                        | 0.00      | 0.00                      | 0.00                         |
| 01.03    | Dumpsters                                       | 3,021.00        | 3,021.00                          | 0.00        | 0.00                                       | 0.00 | 3,021.00   | 100.00%                                        | 0.00      | 0.00                      | 0.00                         |
| 01.04    | Mobilization                                    | 11,654.00       | 11,654.00                         | 0.00        | 0.00                                       | 0.00 | 11,654.00  | 100.00%                                        | 0.00      | 0.00                      | 0.00                         |
| 01.05    | Surveying                                       | 2,400.00        | 2,400.00                          | 0.00        | 0.00                                       | 0.00 | 2,400.00   | 100.00%                                        | 0.00      | 0.00                      | 0.00                         |
| 01.06    | Equipment Rental                                | 5,755.00        | 5,755.00                          | 0.00        | 0.00                                       | 0.00 | 5,755.00   | 100.00%                                        | 0.00      | 0.00                      | 0.00                         |
| 01.07    | Final Clean                                     | 3,914.00        | 3,914.00                          | 0.00        | 0.00                                       | 0.00 | 3,914.00   | 100.00%                                        | 0.00      | 0.00                      | 0.00                         |
| 01.08    | General Labor                                   | 3,119.00        | 3,119.00                          | 0.00        | 0.00                                       | 0.00 | 3,119.00   | 100.00%                                        | 0.00      | 0.00                      | 0.00                         |
| 01.09    | Insurance                                       | 5,685.00        | 5,685.00                          | 0.00        | 0.00                                       | 0.00 | 5,685.00   | 100.00%                                        | 0.00      | 0.00                      | 0.00                         |
| 01.10    | Performance & Payment                           | 36,925.00       | 36,925.00                         | 0.00        | 0.00                                       | 0.00 | 36,925.00  | 100.00%                                        | 0.00      | 0.00                      | 0.00                         |
| 01.11    | Bonds                                           | 35,107.00       | 35,107.00                         | 0.00        | 0.00                                       | 0.00 | 35,107.00  | 100.00%                                        | 0.00      | 0.00                      | 0.00                         |
| 02.01    | Earthwork                                       | 142,729.00      | 142,729.00                        | 0.00        | 0.00                                       | 0.00 | 142,729.00 | 100.00%                                        | 0.00      | 0.00                      | 0.00                         |
| 02.02    | SWPPP                                           | 1,381.00        | 1,381.00                          | 0.00        | 0.00                                       | 0.00 | 1,381.00   | 100.00%                                        | 0.00      | 0.00                      | 0.00                         |
| 02.03    | Utilities                                       | 64,228.00       | 64,228.00                         | 0.00        | 0.00                                       | 0.00 | 64,228.00  | 100.00%                                        | 0.00      | 0.00                      | 0.00                         |
| 02.04    | Fire Line                                       | 26,704.00       | 26,704.00                         | 0.00        | 0.00                                       | 0.00 | 26,704.00  | 100.00%                                        | 0.00      | 0.00                      | 0.00                         |
| 02.05    | Fire Pump                                       | 165,462.00      | 165,462.00                        | 0.00        | 0.00                                       | 0.00 | 165,462.00 | 100.00%                                        | 0.00      | 0.00                      | 0.00                         |

AIA Document G703® - 1992. Copyright © 1963, 1965, 1966, 1967, 1970, 1978, 1983 and 1992 by The American Institute of Architects. All rights reserved. The "American Institute of Architects," "AIA," the AIA Logo, "G703," and "AIA Contract Documents" are registered trademarks and may not be used without permission. This document was produced by AIA software at 12:47:24 ET on 08/19/2020 under Order No. 3126274872, which expires on 02/13/2021, is not for resale, is licensed for one-time use only, and may only be used in accordance with the AIA Contract Documents® Terms of Service. To report copyright violations, e-mail [copyright@aia.org](mailto:copyright@aia.org).  
 User Notes: (388ADASE)



| A        | B                               | C               | D                                 | E              |      | F    | G                                          |                                                | H    | I    |
|----------|---------------------------------|-----------------|-----------------------------------|----------------|------|------|--------------------------------------------|------------------------------------------------|------|------|
|          |                                 |                 |                                   | WORK COMPLETED |      |      | MATERIALS PRESENTLY STORED (NOT IN D OR E) | TOTAL COMPLETED AND STORED TO DATE (D + E + F) |      |      |
| ITEM NO. | DESCRIPTION OF WORK             | SCHEDULED VALUE | FROM PREVIOUS APPLICATION (D + E) | THIS PERIOD    |      |      |                                            |                                                |      |      |
| 02.06    | Septic System                   | 27,330.00       | 27,330.00                         | 0.00           | 0.00 | 0.00 | 27,330.00                                  | 100.00%                                        | 0.00 | 0.00 |
| 02.07    | Irrigation                      | 29,639.00       | 29,639.00                         | 0.00           | 0.00 | 0.00 | 29,639.00                                  | 100.00%                                        | 0.00 | 0.00 |
| 02.08    | Landscaping                     | 47,132.00       | 47,132.00                         | 0.00           | 0.00 | 0.00 | 47,132.00                                  | 100.00%                                        | 0.00 | 0.00 |
| 02.09    | Paving Specialties              | 3,396.00        | 3,396.00                          | 0.00           | 0.00 | 0.00 | 3,396.00                                   | 100.00%                                        | 0.00 | 0.00 |
| 02.10    | Gates                           | 1,727.00        | 1,727.00                          | 0.00           | 0.00 | 0.00 | 1,727.00                                   | 100.00%                                        | 0.00 | 0.00 |
| 03.1     | Concrete                        | 343,382.00      | 343,382.00                        | 0.00           | 0.00 | 0.00 | 343,382.00                                 | 100.00%                                        | 0.00 | 0.00 |
| 03.2     | Polished Concrete               | 6,906.00        | 6,906.00                          | 0.00           | 0.00 | 0.00 | 6,906.00                                   | 100.00%                                        | 0.00 | 0.00 |
| 04.1     | Masonry                         | 115,331.00      | 115,331.00                        | 0.00           | 0.00 | 0.00 | 115,331.00                                 | 100.00%                                        | 0.00 | 0.00 |
| 05.1     | Steel Erection                  | 87,315.00       | 87,315.00                         | 0.00           | 0.00 | 0.00 | 87,315.00                                  | 100.00%                                        | 0.00 | 0.00 |
| 05.2     | Miscellaneous Steel             | 3,223.00        | 3,223.00                          | 0.00           | 0.00 | 0.00 | 3,223.00                                   | 100.00%                                        | 0.00 | 0.00 |
| 06.1     | Millwork                        | 46,030.00       | 46,030.00                         | 0.00           | 0.00 | 0.00 | 46,030.00                                  | 100.00%                                        | 0.00 | 0.00 |
| 07.1     | Waterproofing                   | 42,888.00       | 42,888.00                         | 0.00           | 0.00 | 0.00 | 42,888.00                                  | 100.00%                                        | 0.00 | 0.00 |
| 07.2     | Insulation                      | 35,594.00       | 35,594.00                         | 0.00           | 0.00 | 0.00 | 35,594.00                                  | 100.00%                                        | 0.00 | 0.00 |
| 07.3     | TPO Roofing                     | 16,920.00       | 16,920.00                         | 0.00           | 0.00 | 0.00 | 16,920.00                                  | 100.00%                                        | 0.00 | 0.00 |
| 08.1     | Doors & Frames                  | 31,734.00       | 31,734.00                         | 0.00           | 0.00 | 0.00 | 31,734.00                                  | 100.00%                                        | 0.00 | 0.00 |
| 08.2     | Overhead Doors                  | 25,726.00       | 25,726.00                         | 0.00           | 0.00 | 0.00 | 25,726.00                                  | 100.00%                                        | 0.00 | 0.00 |
| 08.3     | Storefronts                     | 65,117.00       | 65,117.00                         | 0.00           | 0.00 | 0.00 | 65,117.00                                  | 100.00%                                        | 0.00 | 0.00 |
| 09.1     | Gypsum Assemblies               | 132,181.00      | 132,181.00                        | 0.00           | 0.00 | 0.00 | 132,181.00                                 | 100.00%                                        | 0.00 | 0.00 |
| 09.2     | Flooring                        | 82,077.00       | 82,077.00                         | 0.00           | 0.00 | 0.00 | 82,077.00                                  | 100.00%                                        | 0.00 | 0.00 |
| 09.3     | Acoustical Ceilings             | 11,971.00       | 11,971.00                         | 0.00           | 0.00 | 0.00 | 11,971.00                                  | 100.00%                                        | 0.00 | 0.00 |
| 09.4     | Painting                        | 52,602.00       | 52,602.00                         | 0.00           | 0.00 | 0.00 | 52,602.00                                  | 100.00%                                        | 0.00 | 0.00 |
| 10.1     | Display Boards                  | 1,831.00        | 1,831.00                          | 0.00           | 0.00 | 0.00 | 1,831.00                                   | 100.00%                                        | 0.00 | 0.00 |
| 10.2     | Bollard Covers                  | 1,202.00        | 1,202.00                          | 0.00           | 0.00 | 0.00 | 1,202.00                                   | 100.00%                                        | 0.00 | 0.00 |
| 10.3     | Toilet Partitions & Accessories | 11,345.00       | 11,345.00                         | 0.00           | 0.00 | 0.00 | 11,345.00                                  | 100.00%                                        | 0.00 | 0.00 |
| 10.4     | Flagpoles                       | 2,997.00        | 2,997.00                          | 0.00           | 0.00 | 0.00 | 2,997.00                                   | 100.00%                                        | 0.00 | 0.00 |
| 10.5     | Protective Covers               | 49,834.00       | 49,834.00                         | 0.00           | 0.00 | 0.00 | 49,834.00                                  | 100.00%                                        | 0.00 | 0.00 |
| 10.6     | Fire Cabinets                   | 1,652.00        | 1,652.00                          | 0.00           | 0.00 | 0.00 | 1,652.00                                   | 100.00%                                        | 0.00 | 0.00 |
| 11.1     | Appliances                      | 10,703.00       | 10,703.00                         | 0.00           | 0.00 | 0.00 | 10,703.00                                  | 100.00%                                        | 0.00 | 0.00 |
| 12.1     | Window Coverings                | 4,581.00        | 4,581.00                          | 0.00           | 0.00 | 0.00 | 4,581.00                                   | 100.00%                                        | 0.00 | 0.00 |

AIA Document G703<sup>®</sup>, 1992. Copyright © 1963, 1965, 1966, 1967, 1970, 1976, 1983 and 1992 by The American Institute of Architects. All rights reserved. The American Institute of Architects, the AIA Logo, "AIA", and "AIA Contract Documents" are registered trademarks and may not be used without permission. This document was produced by AIA software at 12:47:24 ET on 08/19/2020 under Order No. 3126274972, which expires on 02/13/2021. It is not for resale, is licensed for one-time use only, and may only be used in accordance with the AIA Contract Documents' Terms of Service. To report copyright violations, e-mail [copyright@aia.org](mailto:copyright@aia.org).  
 User Notes: (386AD45E)

| A<br>ITEM<br>NO. | B<br>DESCRIPTION OF<br>WORK | C<br>SCHEDULED<br>VALUE | D<br>WORK COMPLETED                        |             | E<br>THIS PERIOD | F<br>MATERIALS<br>PRESENTLY<br>STORED<br>(NOT IN D OR E) | G                                                       |              | H<br>BALANCE TO<br>FINISH<br>(C - G) | I<br>RETAINAGE<br>(IF VARIABLE<br>RATE) |
|------------------|-----------------------------|-------------------------|--------------------------------------------|-------------|------------------|----------------------------------------------------------|---------------------------------------------------------|--------------|--------------------------------------|-----------------------------------------|
|                  |                             |                         | FROM<br>PREVIOUS<br>APPLICATION<br>(D + E) | THIS PERIOD |                  |                                                          | TOTAL<br>COMPLETED AND<br>STORED TO DATE<br>(D + E + F) | %<br>(G + C) |                                      |                                         |
| 12.2             | Projection Screen           | 5,870.00                | 5,870.00                                   | 0.00        | 0.00             | 0.00                                                     | 5,870.00                                                | 100.00%      | 0.00                                 | 0.00                                    |
| 13.1             | PEMB                        | 177,712.00              | 177,712.00                                 | 0.00        | 0.00             | 0.00                                                     | 177,712.00                                              | 100.00%      | 0.00                                 | 0.00                                    |
| 13.2             | Fire Alarm                  | 17,171.00               | 17,171.00                                  | 0.00        | 0.00             | 0.00                                                     | 17,171.00                                               | 100.00%      | 0.00                                 | 0.00                                    |
| 13.3             | Fire Sprinkler              | 44,016.00               | 44,016.00                                  | 0.00        | 0.00             | 0.00                                                     | 44,016.00                                               | 100.00%      | 0.00                                 | 0.00                                    |
| 22.1             | Plumbing                    | 234,236.00              | 234,236.00                                 | 0.00        | 0.00             | 0.00                                                     | 234,236.00                                              | 100.00%      | 0.00                                 | 0.00                                    |
| 23.1             | HVAC                        | 323,800.00              | 323,800.00                                 | 0.00        | 0.00             | 0.00                                                     | 323,800.00                                              | 100.00%      | 0.00                                 | 0.00                                    |
| 26.1             | Electrical                  | 439,351.00              | 439,351.00                                 | 0.00        | 0.00             | 0.00                                                     | 439,351.00                                              | 100.00%      | 0.00                                 | 0.00                                    |
| 27.1             | Communication Cabling       | 26,847.00               | 26,847.00                                  | 0.00        | 0.00             | 0.00                                                     | 26,847.00                                               | 100.00%      | 0.00                                 | 0.00                                    |
|                  |                             | 0.00                    | 0.00                                       | 0.00        | 0.00             | 0.00                                                     | 0.00                                                    | 0.00%        | 0.00                                 | 0.00                                    |
|                  | STATION 94                  | 0.00                    | 0.00                                       | 0.00        | 0.00             | 0.00                                                     | 0.00                                                    | 0.00%        | 0.00                                 | 0.00                                    |
| 0.1              | OC Allowance                | 37.17                   | 0.00                                       | 37.17       | 0.00             | 0.00                                                     | 37.17                                                   | 100.00%      | 0.00                                 | 0.00                                    |
| 0.1a             | AER-OC-002                  | 1,704.00                | 1,704.00                                   | 0.00        | 0.00             | 0.00                                                     | 1,704.00                                                | 100.00%      | 0.00                                 | 0.00                                    |
| 0.1b             | AER-OC-004                  | 5,171.00                | 5,171.00                                   | 0.00        | 0.00             | 0.00                                                     | 5,171.00                                                | 100.00%      | 0.00                                 | 0.00                                    |
| 0.1c             | AER-OC-005                  | -640.00                 | -640.00                                    | 0.00        | 0.00             | 0.00                                                     | -640.00                                                 | 100.00%      | 0.00                                 | 0.00                                    |
| 0.1d             | AER-OC-006                  | 2,276.00                | 2,276.00                                   | 0.00        | 0.00             | 0.00                                                     | 2,276.00                                                | 100.00%      | 0.00                                 | 0.00                                    |
| 0.1e             | AER-OC-007                  | 4,246.53                | 4,246.53                                   | 0.00        | 0.00             | 0.00                                                     | 4,246.53                                                | 100.00%      | 0.00                                 | 0.00                                    |
| 0.1f             | AER-OC-008                  | 2,100.00                | 2,100.00                                   | 0.00        | 0.00             | 0.00                                                     | 2,100.00                                                | 100.00%      | 0.00                                 | 0.00                                    |
| 0.1g             | AER-OC-009                  | 2,716.00                | 2,716.00                                   | 0.00        | 0.00             | 0.00                                                     | 2,716.00                                                | 100.00%      | 0.00                                 | 0.00                                    |
| 0.1h             | AER-OC-014                  | -6,000.00               | -6,000.00                                  | 0.00        | 0.00             | 0.00                                                     | -6,000.00                                               | 100.00%      | 0.00                                 | 0.00                                    |
| 0.1i             | AER-OC-012 Partial          | 4,497.08                | 4,497.08                                   | 0.00        | 0.00             | 0.00                                                     | 4,497.08                                                | 100.00%      | 0.00                                 | 0.00                                    |
| 0.1j             | AER-OC-016                  | 1,225.00                | 1,225.00                                   | 0.00        | 0.00             | 0.00                                                     | 1,225.00                                                | 100.00%      | 0.00                                 | 0.00                                    |
| 0.1k             | AER-OC-018                  | 3,113.50                | 3,113.50                                   | 0.00        | 0.00             | 0.00                                                     | 3,113.50                                                | 100.00%      | 0.00                                 | 0.00                                    |
| 0.1l             | AER-OC-021                  | 2,994.80                | 2,994.80                                   | 0.00        | 0.00             | 0.00                                                     | 2,994.80                                                | 100.00%      | 0.00                                 | 0.00                                    |
| 0.1m             | AER-OC-022                  | 3,368.97                | 3,368.97                                   | 0.00        | 0.00             | 0.00                                                     | 3,368.97                                                | 100.00%      | 0.00                                 | 0.00                                    |
| 0.1n             | AER-OC-023                  | 290.00                  | 290.00                                     | 0.00        | 0.00             | 0.00                                                     | 290.00                                                  | 100.00%      | 0.00                                 | 0.00                                    |
| 0.1o             | AER-OC-025                  | 1,275.00                | 1,275.00                                   | 0.00        | 0.00             | 0.00                                                     | 1,275.00                                                | 100.00%      | 0.00                                 | 0.00                                    |
| 0.1p             | AER-OC-026                  | 1,066.00                | 1,066.00                                   | 0.00        | 0.00             | 0.00                                                     | 1,066.00                                                | 100.00%      | 0.00                                 | 0.00                                    |
| 0.1q             | AER-OC-027                  | 8,553.00                | 8,553.00                                   | 0.00        | 0.00             | 0.00                                                     | 8,553.00                                                | 100.00%      | 0.00                                 | 0.00                                    |
| 0.1r             | AER-OC-028                  | 3,000.00                | 3,000.00                                   | 0.00        | 0.00             | 0.00                                                     | 3,000.00                                                | 100.00%      | 0.00                                 | 0.00                                    |
| 0.1s             | AER-OC-029                  | 1,464.40                | 1,464.40                                   | 0.00        | 0.00             | 0.00                                                     | 1,464.40                                                | 100.00%      | 0.00                                 | 0.00                                    |

AIA Document G703® - 1992. Copyright © 1963, 1965, 1966, 1967, 1970, 1978, 1983 and 1992 by The American Institute of Architects. All rights reserved. The American Institute of Architects, "AIA," the AIA Logo, "G703," and "AIA Contract Documents" are registered trademarks and may not be used without permission. This document was produced by AIA software at 12:47:24 ET on 08/19/2020 under Order No. 3125274972, which expires on 02/13/2021, is not for resale, is licensed for one-time use only, and may only be used in accordance with the AIA Contract Documents' Terms of Service. To report copyright violations, e-mail copyright@aia.org.

User Notes:

| A     | B                       | C          | D               |                | E                                 |                             | F          | G                                          |                                                | H    | I    |
|-------|-------------------------|------------|-----------------|----------------|-----------------------------------|-----------------------------|------------|--------------------------------------------|------------------------------------------------|------|------|
|       |                         |            | SCHEDULED VALUE | WORK COMPLETED | FROM PREVIOUS APPLICATION (D + E) | THIS PERIOD (NOT IN D OR E) |            | MATERIALS PRESENTLY STORED (NOT IN D OR E) | TOTAL COMPLETED AND STORED TO DATE (D + E + F) |      |      |
| 0.1t  | AER-OC-030 50%          | 2,105.50   | 2,105.50        | 0.00           | 0.00                              | 0.00                        | 2,105.50   | 100.00%                                    | 0.00                                           | 0.00 | 0.00 |
| 0.1u  | AER-OC-031 50%          | 2,837.50   | 2,837.50        | 0.00           | 0.00                              | 0.00                        | 2,837.50   | 100.00%                                    | 0.00                                           | 0.00 | 0.00 |
| 0.2   | Signage Allowance       | 0.00       | 0.00            | 0.00           | 0.00                              | 0.00                        | 0.00       | 0.00%                                      | 0.00                                           | 0.00 | 0.00 |
| 0.2a  | AER-G-01                | 5,088.00   | 5,088.00        | 0.00           | 0.00                              | 0.00                        | 5,088.00   | 100.00%                                    | 0.00                                           | 0.00 | 0.00 |
| 0.2b  | AER-DH-02 Partial       | 5,778.55   | 5,778.55        | 0.00           | 0.00                              | 0.00                        | 5,778.55   | 100.00%                                    | 0.00                                           | 0.00 | 0.00 |
| 0.2c  | AER-G-02                | 518.50     | 518.50          | 0.00           | 0.00                              | 0.00                        | 518.50     | 100.00%                                    | 0.00                                           | 0.00 | 0.00 |
| 0.3   | Hardware Allowance      | 0.00       | 0.00            | 0.00           | 0.00                              | 0.00                        | 0.00       | 0.00%                                      | 0.00                                           | 0.00 | 0.00 |
| 0.3a  | AER-DH-01               | 32,388.00  | 32,388.00       | 0.00           | 0.00                              | 0.00                        | 32,388.00  | 100.00%                                    | 0.00                                           | 0.00 | 0.00 |
| 0.3b  | AER-DH-02 Partial       | 17,612.00  | 17,612.00       | 0.00           | 0.00                              | 0.00                        | 17,612.00  | 100.00%                                    | 0.00                                           | 0.00 | 0.00 |
| 0.4   | Smoke Testing Allowance | 2,020.54   | 0.00            | 2,020.54       | 0.00                              | 0.00                        | 2,020.54   | 100.00%                                    | 0.00                                           | 0.00 | 0.00 |
| 0.5   | Landscape Bed           | 0.00       | 0.00            | 0.00           | 0.00                              | 0.00                        | 0.00       | 0.00%                                      | 0.00                                           | 0.00 | 0.00 |
|       | Gate CR                 | 5,479.46   | 0.00            | 5,479.46       | 0.00                              | 0.00                        | 5,479.46   | 100.00%                                    | 0.00                                           | 0.00 | 0.00 |
| 01.01 | Supervision             | 65,105.00  | 65,105.00       | 0.00           | 0.00                              | 0.00                        | 65,105.00  | 100.00%                                    | 0.00                                           | 0.00 | 0.00 |
| 01.02 | Temporary Facilities    | 9,508.00   | 9,508.00        | 0.00           | 0.00                              | 0.00                        | 9,508.00   | 100.00%                                    | 0.00                                           | 0.00 | 0.00 |
| 01.03 | Construction Fence      | 2,417.00   | 2,417.00        | 0.00           | 0.00                              | 0.00                        | 2,417.00   | 100.00%                                    | 0.00                                           | 0.00 | 0.00 |
| 01.04 | Dumpsters               | 10,359.00  | 10,359.00       | 0.00           | 0.00                              | 0.00                        | 10,359.00  | 100.00%                                    | 0.00                                           | 0.00 | 0.00 |
| 01.05 | Mobilization            | 2,400.00   | 2,400.00        | 0.00           | 0.00                              | 0.00                        | 2,400.00   | 100.00%                                    | 0.00                                           | 0.00 | 0.00 |
| 01.06 | Surveying               | 5,755.00   | 5,755.00        | 0.00           | 0.00                              | 0.00                        | 5,755.00   | 100.00%                                    | 0.00                                           | 0.00 | 0.00 |
| 01.07 | Equipment Rental        | 3,914.00   | 3,914.00        | 0.00           | 0.00                              | 0.00                        | 3,914.00   | 100.00%                                    | 0.00                                           | 0.00 | 0.00 |
| 01.08 | Final Clean             | 3,119.00   | 3,119.00        | 0.00           | 0.00                              | 0.00                        | 3,119.00   | 100.00%                                    | 0.00                                           | 0.00 | 0.00 |
| 01.09 | General Labor           | 5,685.00   | 5,685.00        | 0.00           | 0.00                              | 0.00                        | 5,685.00   | 100.00%                                    | 0.00                                           | 0.00 | 0.00 |
| 01.10 | Insurance               | 36,925.00  | 36,925.00       | 0.00           | 0.00                              | 0.00                        | 36,925.00  | 100.00%                                    | 0.00                                           | 0.00 | 0.00 |
|       | Performance & Payment   |            |                 |                |                                   |                             |            |                                            |                                                |      |      |
| 01.11 | Bonds                   | 35,107.00  | 35,107.00       | 0.00           | 0.00                              | 0.00                        | 35,107.00  | 100.00%                                    | 0.00                                           | 0.00 | 0.00 |
| 02.01 | Earthwork               | 106,931.00 | 106,931.00      | 0.00           | 0.00                              | 0.00                        | 106,931.00 | 100.00%                                    | 0.00                                           | 0.00 | 0.00 |
| 02.02 | SWPPP                   | 4,604.00   | 4,604.00        | 0.00           | 0.00                              | 0.00                        | 4,604.00   | 100.00%                                    | 0.00                                           | 0.00 | 0.00 |
| 02.03 | Utilities               | 85,177.00  | 85,177.00       | 0.00           | 0.00                              | 0.00                        | 85,177.00  | 100.00%                                    | 0.00                                           | 0.00 | 0.00 |
| 02.04 | Fire Line               | 47,883.00  | 47,883.00       | 0.00           | 0.00                              | 0.00                        | 47,883.00  | 100.00%                                    | 0.00                                           | 0.00 | 0.00 |

AIA Document G703® - 1992. Copyright © 1993, 1995, 1996, 1997, 1970, 1978, 1983 and 1992 by The American Institute of Architects. All rights reserved. The "American Institute of Architects" and "AIA" logos, which expires on 02/13/2021, is not for resale, is licensed for one-time use only, and may only be used in accordance with the AIA Contract Documents® Terms of Service. To report copyright violations, e-mail copyright@iaa.org. User Alert: (389ADASE)

| A        | B                               | C          | D                                 |                | E                                          | F          | G                                              |                           | H                            | I |
|----------|---------------------------------|------------|-----------------------------------|----------------|--------------------------------------------|------------|------------------------------------------------|---------------------------|------------------------------|---|
|          |                                 |            | SCHEDULED VALUE                   | WORK COMPLETED |                                            |            | TOTAL COMPLETED AND STORED TO DATE (D + E + F) | % (G ÷ C)                 |                              |   |
| ITEM NO. | DESCRIPTION OF WORK             |            | FROM PREVIOUS APPLICATION (D + E) | THIS PERIOD    | MATERIALS PRESENTLY STORED (NOT IN D OR E) |            |                                                | BALANCE TO FINISH (C - G) | RETAINAGE (IF VARIABLE RATE) |   |
| 02.05    | Irrigation                      | 17,841.00  | 17,841.00                         | 0.00           | 0.00                                       | 17,841.00  | 100.00%                                        | 0.00                      | 0.00                         |   |
| 02.06    | Landscaping                     | 25,895.00  | 25,895.00                         | 0.00           | 0.00                                       | 25,895.00  | 100.00%                                        | 0.00                      | 0.00                         |   |
| 02.07    | Paving Specialties              | 3,396.00   | 3,396.00                          | 0.00           | 0.00                                       | 3,396.00   | 100.00%                                        | 0.00                      | 0.00                         |   |
| 02.08    | Gates                           | 1,727.00   | 1,727.00                          | 0.00           | 0.00                                       | 1,727.00   | 100.00%                                        | 0.00                      | 0.00                         |   |
| 03.1     | Concrete                        | 227,711.00 | 227,711.00                        | 0.00           | 0.00                                       | 227,711.00 | 100.00%                                        | 0.00                      | 0.00                         |   |
| 03.2     | Polished Concrete               | 6,906.00   | 6,906.00                          | 0.00           | 0.00                                       | 6,906.00   | 100.00%                                        | 0.00                      | 0.00                         |   |
| 04.1     | Masonry                         | 115,331.00 | 115,331.00                        | 0.00           | 0.00                                       | 115,331.00 | 100.00%                                        | 0.00                      | 0.00                         |   |
| 05.1     | Steel Erection                  | 87,315.00  | 87,315.00                         | 0.00           | 0.00                                       | 87,315.00  | 100.00%                                        | 0.00                      | 0.00                         |   |
| 05.2     | Miscellaneous Steel             | 3,223.00   | 3,223.00                          | 0.00           | 0.00                                       | 3,223.00   | 100.00%                                        | 0.00                      | 0.00                         |   |
| 06.1     | Millwork                        | 46,030.00  | 46,030.00                         | 0.00           | 0.00                                       | 46,030.00  | 100.00%                                        | 0.00                      | 0.00                         |   |
| 07.1     | Waterproofing                   | 42,888.00  | 42,888.00                         | 0.00           | 0.00                                       | 42,888.00  | 100.00%                                        | 0.00                      | 0.00                         |   |
| 07.2     | Insulation                      | 35,594.00  | 35,594.00                         | 0.00           | 0.00                                       | 35,594.00  | 100.00%                                        | 0.00                      | 0.00                         |   |
| 07.3     | TPO Roofing                     | 16,920.00  | 16,920.00                         | 0.00           | 0.00                                       | 16,920.00  | 100.00%                                        | 0.00                      | 0.00                         |   |
| 08.1     | Doors & Frames                  | 31,734.00  | 31,734.00                         | 0.00           | 0.00                                       | 31,734.00  | 100.00%                                        | 0.00                      | 0.00                         |   |
| 08.2     | OH Doors                        | 25,726.00  | 25,726.00                         | 0.00           | 0.00                                       | 25,726.00  | 100.00%                                        | 0.00                      | 0.00                         |   |
| 08.3     | Storefronts                     | 65,117.00  | 65,117.00                         | 0.00           | 0.00                                       | 65,117.00  | 100.00%                                        | 0.00                      | 0.00                         |   |
| 09.1     | Gypsum Assemblies               | 132,181.00 | 132,181.00                        | 0.00           | 0.00                                       | 132,181.00 | 100.00%                                        | 0.00                      | 0.00                         |   |
| 09.2     | Flooring                        | 82,077.00  | 82,077.00                         | 0.00           | 0.00                                       | 82,077.00  | 100.00%                                        | 0.00                      | 0.00                         |   |
| 09.3     | Acoustical Ceilings             | 11,971.00  | 11,971.00                         | 0.00           | 0.00                                       | 11,971.00  | 100.00%                                        | 0.00                      | 0.00                         |   |
| 09.4     | Painting                        | 52,602.00  | 52,602.00                         | 0.00           | 0.00                                       | 52,602.00  | 100.00%                                        | 0.00                      | 0.00                         |   |
| 10.1     | Display Boards                  | 1,831.00   | 1,831.00                          | 0.00           | 0.00                                       | 1,831.00   | 100.00%                                        | 0.00                      | 0.00                         |   |
| 10.2     | Bollard Covers                  | 1,202.00   | 1,202.00                          | 0.00           | 0.00                                       | 1,202.00   | 100.00%                                        | 0.00                      | 0.00                         |   |
|          | Toilet Partitions & Accessories | 11,345.00  | 11,345.00                         | 0.00           | 0.00                                       | 11,345.00  | 100.00%                                        | 0.00                      | 0.00                         |   |
| 10.4     | Flagpoles                       | 2,997.00   | 2,997.00                          | 0.00           | 0.00                                       | 2,997.00   | 100.00%                                        | 0.00                      | 0.00                         |   |
| 10.5     | Protective Covers               | 49,834.00  | 49,834.00                         | 0.00           | 0.00                                       | 49,834.00  | 100.00%                                        | 0.00                      | 0.00                         |   |
| 10.6     | Fire Cabinets                   | 1,652.00   | 1,652.00                          | 0.00           | 0.00                                       | 1,652.00   | 100.00%                                        | 0.00                      | 0.00                         |   |
| 11.1     | Appliances                      | 10,703.00  | 10,703.00                         | 0.00           | 0.00                                       | 10,703.00  | 100.00%                                        | 0.00                      | 0.00                         |   |
| 12.1     | Window Coverings                | 4,581.00   | 4,581.00                          | 0.00           | 0.00                                       | 4,581.00   | 100.00%                                        | 0.00                      | 0.00                         |   |
| 12.2     | Projection Screen               | 5,870.00   | 5,870.00                          | 0.00           | 0.00                                       | 5,870.00   | 100.00%                                        | 0.00                      | 0.00                         |   |

AIA Document G703® - 1992. Copyright © 1963, 1965, 1966, 1967, 1970, 1978, 1983 and 1992 by The American Institute of Architects. All rights reserved. The American Institute of Architects, "AIA," the AIA Logo, "G703," and "AIA Contract Documents" are registered trademarks and may not be used without permission. This document was produced by AIA software at 12:47:24 ET on 08/19/2020 under Order No. 3126274872 which expires on 02/13/2021, is not for resale, is licensed for one-time use only, and may only be used in accordance with the AIA Contract Documents® Terms of Service. To report copyright violations, e-mail [copyright@aia.org](mailto:copyright@aia.org).  
 User Notes:

| A<br>ITEM<br>NO. | B<br>DESCRIPTION OF<br>WORK | C<br>SCHEDULED<br>VALUE | D<br>WORK COMPLETED                        |                   | E<br>THIS PERIOD | F<br>MATERIALS<br>PRESENTLY<br>STORED<br>(NOT IN D OR E) | G<br>TOTAL<br>COMPLETED AND<br>STORED TO DATE<br>(D + E + F) | H<br>BALANCE TO<br>FINISH<br>(C - G) | I<br>RETAINAGE<br>(IF VARIABLE<br>RATE) |
|------------------|-----------------------------|-------------------------|--------------------------------------------|-------------------|------------------|----------------------------------------------------------|--------------------------------------------------------------|--------------------------------------|-----------------------------------------|
|                  |                             |                         | FROM<br>PREVIOUS<br>APPLICATION<br>(D + E) | THIS PERIOD       |                  |                                                          |                                                              |                                      |                                         |
| 13.1             | PEMB                        | 177,712.00              | 177,712.00                                 | 0.00              | 0.00             | 0.00                                                     | 177,712.00                                                   | 0.00                                 | 0.00                                    |
| 13.2             | Fire Alarm                  | 17,171.00               | 17,171.00                                  | 0.00              | 0.00             | 0.00                                                     | 17,171.00                                                    | 0.00                                 | 0.00                                    |
| 13.3             | Fire Sprinkler              | 44,016.00               | 44,016.00                                  | 0.00              | 0.00             | 0.00                                                     | 44,016.00                                                    | 0.00                                 | 0.00                                    |
| 22.1             | Plumbing                    | 234,236.00              | 234,236.00                                 | 0.00              | 0.00             | 0.00                                                     | 234,236.00                                                   | 0.00                                 | 0.00                                    |
| 23.1             | HVAC                        | 308,920.00              | 308,920.00                                 | 0.00              | 0.00             | 0.00                                                     | 308,920.00                                                   | 0.00                                 | 0.00                                    |
| 26.1             | Electrical                  | 315,588.00              | 315,588.00                                 | 0.00              | 0.00             | 0.00                                                     | 315,588.00                                                   | 0.00                                 | 0.00                                    |
| 27.1             | Communication Cabling       | 26,847.00               | 26,847.00                                  | 0.00              | 0.00             | 0.00                                                     | 26,847.00                                                    | 0.00                                 | 0.00                                    |
| CO               | Change Order 2              | -37,425.92              | 0.00                                       | -37,425.92        | 0.00             | 0.00                                                     | -37,425.92                                                   | 0.00                                 | 0.00                                    |
|                  | <b>GRAND TOTAL</b>          | <b>\$6,141,034.08</b>   | <b>\$6,135,554.62</b>                      | <b>\$5,479.46</b> |                  | <b>\$0.00</b>                                            | <b>\$6,141,034.08</b>                                        | <b>\$0.00</b>                        | <b>\$0.00</b>                           |

AIA Document G703® - 1992. Copyright © 1963, 1965, 1966, 1967, 1970, 1978, 1983 and 1992 by The American Institute of Architects. All rights reserved. The "American Institute of Architects," "AIA," the AIA Logo, "G703" and "AIA Contract Documents" are registered trademarks and may not be used without permission. This document was produced by AIA software at 12:47:24 ET on 08/19/2020 under Order No. 3126274972 which expires on 02/13/2021. It is not for resale, is licensed for one-time use only, and may only be used in accordance with the AIA Contract Documents® Terms of Service. To report copyright violations, e-mail copyright@aia.org.

User Notes:

(389ADASE)

## Conditional Waiver & Release Upon Partial Payment

Whereas, the undersigned **Construction Masters of Houston, Inc.** has performed work or furnished materials for improvement to property known as **Harris County ESD #1, EMS Stations 92 & 94**, located in the city of Houston, state of Texas.

The undersigned further certifies that all labor and materials furnished by the undersigned in connection with the above named project has been paid in full and agrees to indemnify and save harmless the said Owner, **Harris County ESD #1**, against all loss, damages, cost or expense of any character whatsoever that may arise by reason of claims for labor or unpaid material used in connection with said improvements. When the check has been properly endorsed, and has been paid by the bank upon which it is drawn, this document shall become effective to release pro tanto, any mechanic's lien, stop notice or bond right the undersigned has on the job.

Signed, Sealed and Delivered This 19<sup>th</sup> Day of August, 2020

**Construction Masters of Houston, Inc.**

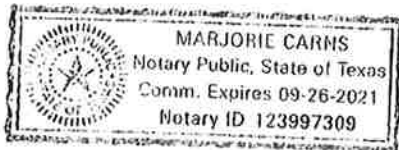
By: \_\_\_\_\_

Title: **President**

State of Texas }  
County of Brazoria }

Before me, the undersigned authority, on this day appeared **Justin Davis**, a person known to me, who upon being placed under oath, stated that he read and signed the foregoing instrument for the purposes and consideration therein stated and as the act and deed of **Construction Masters of Houston, Inc.** and further stated that each statement therein is within his knowledge and is true and correct.

Sworn and subscribed to before me on the 19<sup>th</sup> day of August, 2020.



Marjorie Carns  
Notary Public in and for Brazoria County, Texas  
My commission expires: 9/26/21



# AIA Document G702 - 1992

## Application and Certificate for Payment

**TO OWNER:** Harris County ESD # 1  
2800 Aldine Bender Rd.  
Houston, TX 77032

**PROJECT:** EMS Stations 92 & 94  
Station 92: 1618 & 1620 Isom,  
Houston, TX 77039

**APPLICATION NO:** 024 / Retainage  
**PERIOD TO:** August 31, 2020

**FROM:** Construction Masters of Houston, Inc. VIA  
**CONTRACTOR:** P. O. Box 1587 Pearl, TX 77588

**ARCHITECT:** Joiner Architects  
700 Rockmead, #265  
Kingwood, TX 77339

**Distribution to:** OWNER:  ARCHITECT:   
CONTRACTOR:  FIELD:   
OTHER:

**CONTRACT FOR:** General Construction  
**CONTRACT DATE:** May 23, 2018  
**PROJECT NOS:** / 2618 /

### CONTRACTOR'S APPLICATION FOR PAYMENT

Application is made for payment, as shown below, in connection with the Contract AIA Document G703<sup>®</sup>, Continuation Sheet, is attached.

1. ORIGINAL CONTRACT SUM ..... \$6,178,460.00
2. NET CHANGE BY CHANGE ORDERS ..... -\$37,425.92
3. CONTRACT SUM TO DATE (Line 1 + 2) ..... \$6,141,034.08
4. TOTAL COMPLETED & STORED TO DATE (Column G on G703) ..... \$6,141,034.08
5. RETAINAGE:
  - a. 0 % of Completed Work (Column D + E on G703) ..... \$0.00
  - b. 0 % of Stored Material (Column F on G703) ..... \$0.00

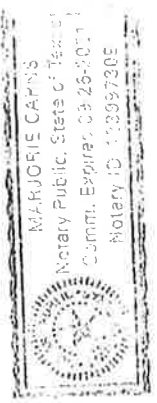
Total Retainage (Lines 5a + 5b or Total in Column I of G703) ..... \$0.00
6. TOTAL EARNED LESS RETAINAGE ..... \$6,141,034.08  
(Line 4 Less Line 5 Total)
7. LESS PREVIOUS CERTIFICATES FOR PAYMENT ..... \$5,833,982.38  
(Line 6 from prior Certificate)
8. CURRENT PAYMENT DUE ..... \$307,051.70
9. BALANCE TO FINISH, INCLUDING RETAINAGE (Line 3 less Line 6) ..... \$0.00

| CHANGE ORDER SUMMARY                               | ADDITIONS     | DEDUCTIONS         |
|----------------------------------------------------|---------------|--------------------|
| Total changes approved in previous months by Owner | \$0.00        | \$0.00             |
| Total approved this Month                          | \$0.00        | \$37,425.92        |
| <b>TOTALS</b>                                      | <b>\$0.00</b> | <b>\$37,425.92</b> |
| NET CHANGES by Change Order                        |               | -\$37,425.92       |

The undersigned Contractor certifies that to the best of the Contractor's knowledge, information and belief the Work covered by this Application for Payment has been completed in accordance with the Contract Documents, that all amounts have been paid by the Contractor for Work for which previous Certificates for Payment were issued and payments received from the Owner, and that current payment shown herein is now due.

**CONTRACTOR:**   
By: \_\_\_\_\_  
State of: Texas

Date: August 19, 2020



County of: Brazoria  
Subscribed and sworn to before me this 19<sup>TH</sup> day of August 2020  
Notary Public: Marjorie Carns  
My Commission expires: September 26, 2021

### ARCHITECT'S CERTIFICATE FOR PAYMENT

In accordance with the Contract Documents, based on on-site observations and the data comprising this application, the Architect certifies to the Owner that to the best of the Architect's knowledge, information and belief the Work has progressed as indicated, the quality of the Work is in accordance with the Contract Documents, and the Contractor is entitled to payment of the AMOUNT CERTIFIED.

AMOUNT CERTIFIED ..... \$307,051.70  
(Attach explanation if amount certified differs from the amount applied. Initial all figures on this Application and on the Continuation Sheet that are changed to conform with the amount certified.)

**ARCHITECT:**   
By: \_\_\_\_\_  
Date: 9/1/20

This Certificate is not negotiable. The AMOUNT CERTIFIED is payable only to the Contractor named herein. Issuance, payment and acceptance of payment are without prejudice to any rights of the Owner or Contractor under this Contract.



# AIA Document G703 - 1992

## Continuation Sheet

AIA Document G702<sup>®</sup>, Application and Certification for Payment, or G732<sup>™</sup>, Application and Certificate for Payment, Construction Manager as Adviser Edition, containing Contractor's signed certification is attached.  
Use Column I on Contracts where variable retainage for line items may apply.

APPLICATION NO: 024 / Retainage  
APPLICATION DATE: August 19, 2020  
PERIOD TO: August 19, 2020  
ARCHITECT'S PROJECT NO: EMS Stations 92 & 94

| A<br>ITEM NO. | B<br>DESCRIPTION OF WORK | C<br>SCHEDULED VALUE | D<br>WORK COMPLETED               |             | E<br>THIS PERIOD | F<br>MATERIALS PRESENTLY STORED (NOT IN D OR E) | G<br>TOTAL COMPLETED AND STORED TO DATE (D + E + F) | H<br>BALANCE TO FINISH (C - G) | I<br>RETAINAGE (IF VARIABLE RATE) |
|---------------|--------------------------|----------------------|-----------------------------------|-------------|------------------|-------------------------------------------------|-----------------------------------------------------|--------------------------------|-----------------------------------|
|               |                          |                      | FROM PREVIOUS APPLICATION (D + E) | THIS PERIOD |                  |                                                 |                                                     |                                |                                   |
|               | STATION 92               | 0.00                 | 0.00                              | 0.00        | 0.00             | 0.00                                            | 0.00                                                | 0.00                           | 0.00                              |
| 0.1           | OC Allowance             | 5,760.21             | 5,760.21                          | 0.00        | 0.00             | 0.00                                            | 5,760.21                                            | 0.00                           | 0.00                              |
| 0.1a          | AER-OC-004               | 5,171.00             | 5,171.00                          | 0.00        | 0.00             | 0.00                                            | 5,171.00                                            | 0.00                           | 0.00                              |
| 0.1b          | AER-OC-005               | -640.00              | -640.00                           | 0.00        | 0.00             | 0.00                                            | -640.00                                             | 0.00                           | 0.00                              |
| 0.1c          | AER-OC-006               | 2,276.00             | 2,276.00                          | 0.00        | 0.00             | 0.00                                            | 2,276.00                                            | 0.00                           | 0.00                              |
| 0.1d          | AER-OC-007               | 4,246.53             | 4,246.53                          | 0.00        | 0.00             | 0.00                                            | 4,246.53                                            | 0.00                           | 0.00                              |
| 0.1e          | AER-OC-008               | 3,787.00             | 3,787.00                          | 0.00        | 0.00             | 0.00                                            | 3,787.00                                            | 0.00                           | 0.00                              |
| 0.1f          | AER-OC-009               | 2,716.00             | 2,716.00                          | 0.00        | 0.00             | 0.00                                            | 2,716.00                                            | 0.00                           | 0.00                              |
| 0.1g          | AER-OC-013               | 2,370.00             | 2,370.00                          | 0.00        | 0.00             | 0.00                                            | 2,370.00                                            | 0.00                           | 0.00                              |
| 0.1h          | AER-OC-014               | -6,000.00            | -6,000.00                         | 0.00        | 0.00             | 0.00                                            | -6,000.00                                           | 0.00                           | 0.00                              |
| 0.1i          | AER-OC-012               | 36,073.47            | 36,073.47                         | 0.00        | 0.00             | 0.00                                            | 36,073.47                                           | 0.00                           | 0.00                              |
| 0.1j          | AER-OC-017               | 250.00               | 250.00                            | 0.00        | 0.00             | 0.00                                            | 250.00                                              | 0.00                           | 0.00                              |
| 0.1k          | AER-OC-018               | 3,113.50             | 3,113.50                          | 0.00        | 0.00             | 0.00                                            | 3,113.50                                            | 0.00                           | 0.00                              |
| 0.1l          | AER-OC-020               | 12,850.00            | 12,850.00                         | 0.00        | 0.00             | 0.00                                            | 12,850.00                                           | 0.00                           | 0.00                              |
| 0.1m          | AER-OC-024               | 2,374.00             | 2,374.00                          | 0.00        | 0.00             | 0.00                                            | 2,374.00                                            | 0.00                           | 0.00                              |
| 0.1n          | AER-OC-032               | 1,411.74             | 1,411.74                          | 0.00        | 0.00             | 0.00                                            | 1,411.74                                            | 0.00                           | 0.00                              |
| 0.1o          | AER-OC-033               | 4,069.00             | 4,069.00                          | 0.00        | 0.00             | 0.00                                            | 4,069.00                                            | 0.00                           | 0.00                              |
| 0.2           | Signage Allowance        | 0.00                 | 0.00                              | 0.00        | 0.00             | 0.00                                            | 0.00                                                | 0.00                           | 0.00                              |
| 0.2a          | AER-G-01                 | 5,088.00             | 5,088.00                          | 0.00        | 0.00             | 0.00                                            | 5,088.00                                            | 0.00                           | 0.00                              |
| 0.2b          | AER-DH-02 Partial        | 5,778.55             | 5,778.55                          | 0.00        | 0.00             | 0.00                                            | 5,778.55                                            | 0.00                           | 0.00                              |
| 0.2c          | AER-G-02                 | 518.50               | 518.50                            | 0.00        | 0.00             | 0.00                                            | 518.50                                              | 0.00                           | 0.00                              |
| 0.3           | Hardware Allowance       | 0.00                 | 0.00                              | 0.00        | 0.00             | 0.00                                            | 0.00                                                | 0.00                           | 0.00                              |

AIA Document G703<sup>®</sup> - 1992. Copyright © 1983, 1985, 1986, 1987, 1970, 1978, 1983 and 1992 by The American Institute of Architects. All rights reserved. The "American Institute of Architects" and "AIA" are registered trademarks and may not be used without permission. This document was produced by AIA software at 12:54:35 ET on 08/19/2020 under Order No. 3128274972. copyright@aia.org.  
User Name: User Name: (389ADASE)



| A<br>ITEM<br>NO. | B<br>DESCRIPTION OF<br>WORK      | C<br>SCHEDULED<br>VALUE | D<br>WORK COMPLETED                        |             | E<br>WORK COMPLETED                                     |              | F<br>MATERIALS<br>PRESENTLY<br>STORED<br>(NOT IN D OR E) | G          |         | H<br>BALANCE TO<br>FINISH<br>(C - G) | I<br>RETAINAGE<br>(IF VARIABLE<br>RATE) |
|------------------|----------------------------------|-------------------------|--------------------------------------------|-------------|---------------------------------------------------------|--------------|----------------------------------------------------------|------------|---------|--------------------------------------|-----------------------------------------|
|                  |                                  |                         | FROM<br>PREVIOUS<br>APPLICATION<br>(D + E) | THIS PERIOD | TOTAL<br>COMPLETED AND<br>STORED TO DATE<br>(D + E + F) | %<br>(G - C) |                                                          |            |         |                                      |                                         |
|                  |                                  |                         |                                            |             |                                                         |              |                                                          |            |         |                                      |                                         |
| 0.3a             | AER-DH-01                        | 32,388.00               | 32,388.00                                  | 0.00        | 0.00                                                    | 0.00         | 0.00                                                     | 32,388.00  | 100.00% | 0.00                                 | 0.00                                    |
| 0.3b             | AER-DH-02 Partial                | 17,612.00               | 17,612.00                                  | 0.00        | 0.00                                                    | 0.00         | 0.00                                                     | 17,612.00  | 100.00% | 0.00                                 | 0.00                                    |
| 0.4              | Smoke Testing<br>Allowance       | 2,500.00                | 2,500.00                                   | 0.00        | 0.00                                                    | 0.00         | 0.00                                                     | 2,500.00   | 100.00% | 0.00                                 | 0.00                                    |
| 0.5              | Fire Sprinkler Tank<br>Allowance | 15,158.00               | 15,158.00                                  | 0.00        | 0.00                                                    | 0.00         | 0.00                                                     | 15,158.00  | 100.00% | 0.00                                 | 0.00                                    |
| 0.5a             | AER-WT-01                        | 47,294.00               | 47,294.00                                  | 0.00        | 0.00                                                    | 0.00         | 0.00                                                     | 47,294.00  | 100.00% | 0.00                                 | 0.00                                    |
| 0.5b             | AER-WT-02                        | 17,548.00               | 17,548.00                                  | 0.00        | 0.00                                                    | 0.00         | 0.00                                                     | 17,548.00  | 100.00% | 0.00                                 | 0.00                                    |
| 0.6              | Septic Tank Pumping<br>Allowance | 9,450.00                | 9,450.00                                   | 0.00        | 0.00                                                    | 0.00         | 0.00                                                     | 9,450.00   | 100.00% | 0.00                                 | 0.00                                    |
| 0.6a             | AER-SP-001                       | 550.00                  | 550.00                                     | 0.00        | 0.00                                                    | 0.00         | 0.00                                                     | 550.00     | 100.00% | 0.00                                 | 0.00                                    |
| 0.7              | Landscape Bed<br>Allowance       | 5,000.00                | 5,000.00                                   | 0.00        | 0.00                                                    | 0.00         | 0.00                                                     | 5,000.00   | 100.00% | 0.00                                 | 0.00                                    |
| 01.01            | Supervision                      | 73,070.00               | 73,070.00                                  | 0.00        | 0.00                                                    | 0.00         | 0.00                                                     | 73,070.00  | 100.00% | 0.00                                 | 0.00                                    |
| 01.02            | Temporary Facilities             | 9,358.00                | 9,358.00                                   | 0.00        | 0.00                                                    | 0.00         | 0.00                                                     | 9,358.00   | 100.00% | 0.00                                 | 0.00                                    |
| 01.03            | Construction Fence               | 3,021.00                | 3,021.00                                   | 0.00        | 0.00                                                    | 0.00         | 0.00                                                     | 3,021.00   | 100.00% | 0.00                                 | 0.00                                    |
| 01.04            | Dumpsters                        | 11,654.00               | 11,654.00                                  | 0.00        | 0.00                                                    | 0.00         | 0.00                                                     | 11,654.00  | 100.00% | 0.00                                 | 0.00                                    |
| 01.05            | Mobilization                     | 2,400.00                | 2,400.00                                   | 0.00        | 0.00                                                    | 0.00         | 0.00                                                     | 2,400.00   | 100.00% | 0.00                                 | 0.00                                    |
| 01.06            | Surveying                        | 5,755.00                | 5,755.00                                   | 0.00        | 0.00                                                    | 0.00         | 0.00                                                     | 5,755.00   | 100.00% | 0.00                                 | 0.00                                    |
| 01.07            | Equipment Rental                 | 3,914.00                | 3,914.00                                   | 0.00        | 0.00                                                    | 0.00         | 0.00                                                     | 3,914.00   | 100.00% | 0.00                                 | 0.00                                    |
| 01.08            | Final Clean                      | 3,119.00                | 3,119.00                                   | 0.00        | 0.00                                                    | 0.00         | 0.00                                                     | 3,119.00   | 100.00% | 0.00                                 | 0.00                                    |
| 01.09            | General Labor                    | 5,685.00                | 5,685.00                                   | 0.00        | 0.00                                                    | 0.00         | 0.00                                                     | 5,685.00   | 100.00% | 0.00                                 | 0.00                                    |
| 01.10            | Insurance                        | 36,925.00               | 36,925.00                                  | 0.00        | 0.00                                                    | 0.00         | 0.00                                                     | 36,925.00  | 100.00% | 0.00                                 | 0.00                                    |
| 01.11            | Performance & Payment<br>Bonds   | 35,107.00               | 35,107.00                                  | 0.00        | 0.00                                                    | 0.00         | 0.00                                                     | 35,107.00  | 100.00% | 0.00                                 | 0.00                                    |
| 02.01            | Earthwork                        | 142,729.00              | 142,729.00                                 | 0.00        | 0.00                                                    | 0.00         | 0.00                                                     | 142,729.00 | 100.00% | 0.00                                 | 0.00                                    |
| 02.02            | SWPPP                            | 1,381.00                | 1,381.00                                   | 0.00        | 0.00                                                    | 0.00         | 0.00                                                     | 1,381.00   | 100.00% | 0.00                                 | 0.00                                    |
| 02.03            | Utilities                        | 64,228.00               | 64,228.00                                  | 0.00        | 0.00                                                    | 0.00         | 0.00                                                     | 64,228.00  | 100.00% | 0.00                                 | 0.00                                    |
| 02.04            | Fire Line                        | 26,704.00               | 26,704.00                                  | 0.00        | 0.00                                                    | 0.00         | 0.00                                                     | 26,704.00  | 100.00% | 0.00                                 | 0.00                                    |
| 02.05            | Fire Pump                        | 165,462.00              | 165,462.00                                 | 0.00        | 0.00                                                    | 0.00         | 0.00                                                     | 165,462.00 | 100.00% | 0.00                                 | 0.00                                    |

AIA Document G703<sup>®</sup> - 1992. Copyright © 1983, 1985, 1986, 1987, 1970, 1978, 1983 and 1992 by The American Institute of Architects. All rights reserved. The "American Institute of Architects" "AIA" the AIA Logo, "G703" and AIA Contract Documents are registered trademarks and may not be used without permission. This document was produced by AIA software at 12:54:35 ET on 08/19/2020 under Order No. 3126274572, which requires on 02/13/2021, is not for resale, is licensed for one-time use only, and may only be used in accordance with the AIA Contract Documents' Terms of Service. To report copyright violations, e-mail [copyright@aia.org](mailto:copyright@aia.org).  
User Notes:

| A     | B                               | C          | D                                 |                            | E    | F    | G                                              |           | H    | I    |
|-------|---------------------------------|------------|-----------------------------------|----------------------------|------|------|------------------------------------------------|-----------|------|------|
|       |                                 |            | FROM PREVIOUS APPLICATION (D + E) | WORK COMPLETED THIS PERIOD |      |      | TOTAL COMPLETED AND STORED TO DATE (D + E + F) | % (G ÷ C) |      |      |
| 02.06 | Septic System                   | 27,330.00  | 27,330.00                         | 0.00                       | 0.00 | 0.00 | 27,330.00                                      | 100.00%   | 0.00 | 0.00 |
| 02.07 | Irrigation                      | 29,639.00  | 29,639.00                         | 0.00                       | 0.00 | 0.00 | 29,639.00                                      | 100.00%   | 0.00 | 0.00 |
| 02.08 | Landscaping                     | 47,132.00  | 47,132.00                         | 0.00                       | 0.00 | 0.00 | 47,132.00                                      | 100.00%   | 0.00 | 0.00 |
| 02.09 | Paving Specialties              | 3,396.00   | 3,396.00                          | 0.00                       | 0.00 | 0.00 | 3,396.00                                       | 100.00%   | 0.00 | 0.00 |
| 02.10 | Gates                           | 1,727.00   | 1,727.00                          | 0.00                       | 0.00 | 0.00 | 1,727.00                                       | 100.00%   | 0.00 | 0.00 |
| 03.1  | Concrete                        | 343,382.00 | 343,382.00                        | 0.00                       | 0.00 | 0.00 | 343,382.00                                     | 100.00%   | 0.00 | 0.00 |
| 03.2  | Polished Concrete               | 6,906.00   | 6,906.00                          | 0.00                       | 0.00 | 0.00 | 6,906.00                                       | 100.00%   | 0.00 | 0.00 |
| 04.1  | Masonry                         | 115,331.00 | 115,331.00                        | 0.00                       | 0.00 | 0.00 | 115,331.00                                     | 100.00%   | 0.00 | 0.00 |
| 05.1  | Steel Erection                  | 87,315.00  | 87,315.00                         | 0.00                       | 0.00 | 0.00 | 87,315.00                                      | 100.00%   | 0.00 | 0.00 |
| 05.2  | Miscellaneous Steel             | 3,223.00   | 3,223.00                          | 0.00                       | 0.00 | 0.00 | 3,223.00                                       | 100.00%   | 0.00 | 0.00 |
| 06.1  | Millwork                        | 46,030.00  | 46,030.00                         | 0.00                       | 0.00 | 0.00 | 46,030.00                                      | 100.00%   | 0.00 | 0.00 |
| 07.1  | Waterproofing                   | 42,888.00  | 42,888.00                         | 0.00                       | 0.00 | 0.00 | 42,888.00                                      | 100.00%   | 0.00 | 0.00 |
| 07.2  | Insulation                      | 35,594.00  | 35,594.00                         | 0.00                       | 0.00 | 0.00 | 35,594.00                                      | 100.00%   | 0.00 | 0.00 |
| 07.3  | IPO Roofing                     | 16,920.00  | 16,920.00                         | 0.00                       | 0.00 | 0.00 | 16,920.00                                      | 100.00%   | 0.00 | 0.00 |
| 08.1  | Doors & Frames                  | 31,734.00  | 31,734.00                         | 0.00                       | 0.00 | 0.00 | 31,734.00                                      | 100.00%   | 0.00 | 0.00 |
| 08.2  | Overhead Doors                  | 25,726.00  | 25,726.00                         | 0.00                       | 0.00 | 0.00 | 25,726.00                                      | 100.00%   | 0.00 | 0.00 |
| 08.3  | Storefronts                     | 65,117.00  | 65,117.00                         | 0.00                       | 0.00 | 0.00 | 65,117.00                                      | 100.00%   | 0.00 | 0.00 |
| 09.1  | Gypsum Assemblies               | 132,181.00 | 132,181.00                        | 0.00                       | 0.00 | 0.00 | 132,181.00                                     | 100.00%   | 0.00 | 0.00 |
| 09.2  | Flooring                        | 82,077.00  | 82,077.00                         | 0.00                       | 0.00 | 0.00 | 82,077.00                                      | 100.00%   | 0.00 | 0.00 |
| 09.3  | Acoustical Ceilings             | 11,971.00  | 11,971.00                         | 0.00                       | 0.00 | 0.00 | 11,971.00                                      | 100.00%   | 0.00 | 0.00 |
| 09.4  | Painting                        | 52,602.00  | 52,602.00                         | 0.00                       | 0.00 | 0.00 | 52,602.00                                      | 100.00%   | 0.00 | 0.00 |
| 10.1  | Display Boards                  | 1,831.00   | 1,831.00                          | 0.00                       | 0.00 | 0.00 | 1,831.00                                       | 100.00%   | 0.00 | 0.00 |
| 10.2  | Bollard Covers                  | 1,202.00   | 1,202.00                          | 0.00                       | 0.00 | 0.00 | 1,202.00                                       | 100.00%   | 0.00 | 0.00 |
| 10.3  | Toilet Partitions & Accessories | 11,345.00  | 11,345.00                         | 0.00                       | 0.00 | 0.00 | 11,345.00                                      | 100.00%   | 0.00 | 0.00 |
| 10.4  | Flagpoles                       | 2,997.00   | 2,997.00                          | 0.00                       | 0.00 | 0.00 | 2,997.00                                       | 100.00%   | 0.00 | 0.00 |
| 10.5  | Protective Covers               | 49,834.00  | 49,834.00                         | 0.00                       | 0.00 | 0.00 | 49,834.00                                      | 100.00%   | 0.00 | 0.00 |
| 10.6  | Fire Cabinets                   | 1,652.00   | 1,652.00                          | 0.00                       | 0.00 | 0.00 | 1,652.00                                       | 100.00%   | 0.00 | 0.00 |
| 11.1  | Appliances                      | 10,703.00  | 10,703.00                         | 0.00                       | 0.00 | 0.00 | 10,703.00                                      | 100.00%   | 0.00 | 0.00 |
| 12.1  | Window Coverings                | 4,581.00   | 4,581.00                          | 0.00                       | 0.00 | 0.00 | 4,581.00                                       | 100.00%   | 0.00 | 0.00 |

AIA Document G703<sup>®</sup> - 1992. Copyright © 1963, 1965, 1966, 1967, 1970, 1978, 1983 and 1992 by The American Institute of Architects. All rights reserved. The "American Institute of Architects," "AIA," the AIA Logo, "G703," and "AIA Contract Documents" are registered trademarks and may not be used without permission. This document was produced by AIA software at 12:54:35 ET on 08/19/2020 under Order No.3128274972 which expires on 02/13/2021, is not for resale, is licensed for one-time use only, and may only be used in accordance with the AIA Contract Documents' Terms of Service. To report copyright violations, e-mail copyright@aia.org.  
User Notes:

| A    | B                     | C          | D                                 |                            | E                                          |                                                | F    | G          |                           | H    | I    |
|------|-----------------------|------------|-----------------------------------|----------------------------|--------------------------------------------|------------------------------------------------|------|------------|---------------------------|------|------|
|      |                       |            | FROM PREVIOUS APPLICATION (D + E) | WORK COMPLETED THIS PERIOD | MATERIALS PRESENTLY STORED (NOT IN D OR E) | TOTAL COMPLETED AND STORED TO DATE (D + E + F) |      | % (G - C)  | BALANCE TO FINISH (C - G) |      |      |
| 12.2 | Projection Screen     | 5,870.00   | 5,870.00                          | 0.00                       | 0.00                                       | 0.00                                           | 0.00 | 5,870.00   | 100.00%                   | 0.00 | 0.00 |
| 13.1 | PEMB                  | 177,712.00 | 177,712.00                        | 0.00                       | 0.00                                       | 0.00                                           | 0.00 | 177,712.00 | 100.00%                   | 0.00 | 0.00 |
| 13.2 | Fire Alarm            | 17,171.00  | 17,171.00                         | 0.00                       | 0.00                                       | 0.00                                           | 0.00 | 17,171.00  | 100.00%                   | 0.00 | 0.00 |
| 13.3 | Fire Sprinkler        | 44,016.00  | 44,016.00                         | 0.00                       | 0.00                                       | 0.00                                           | 0.00 | 44,016.00  | 100.00%                   | 0.00 | 0.00 |
| 22.1 | Plumbing              | 234,236.00 | 234,236.00                        | 0.00                       | 0.00                                       | 0.00                                           | 0.00 | 234,236.00 | 100.00%                   | 0.00 | 0.00 |
| 23.1 | HVAC                  | 323,800.00 | 323,800.00                        | 0.00                       | 0.00                                       | 0.00                                           | 0.00 | 323,800.00 | 100.00%                   | 0.00 | 0.00 |
| 26.1 | Electrical            | 439,351.00 | 439,351.00                        | 0.00                       | 0.00                                       | 0.00                                           | 0.00 | 439,351.00 | 100.00%                   | 0.00 | 0.00 |
| 27.1 | Communication Cabling | 26,847.00  | 26,847.00                         | 0.00                       | 0.00                                       | 0.00                                           | 0.00 | 26,847.00  | 100.00%                   | 0.00 | 0.00 |
|      |                       | 0.00       | 0.00                              | 0.00                       | 0.00                                       | 0.00                                           | 0.00 | 0.00       | 0.00%                     | 0.00 | 0.00 |
|      | STATION 94            | 0.00       | 0.00                              | 0.00                       | 0.00                                       | 0.00                                           | 0.00 | 0.00       | 0.00%                     | 0.00 | 0.00 |
| 0.1  | OC Allowance          | 37.17      | 37.17                             | 0.00                       | 0.00                                       | 0.00                                           | 0.00 | 37.17      | 100.00%                   | 0.00 | 0.00 |
| 0.1a | AER-OC-002            | 1,704.00   | 1,704.00                          | 0.00                       | 0.00                                       | 0.00                                           | 0.00 | 1,704.00   | 100.00%                   | 0.00 | 0.00 |
| 0.1b | AER-OC-004            | 5,171.00   | 5,171.00                          | 0.00                       | 0.00                                       | 0.00                                           | 0.00 | 5,171.00   | 100.00%                   | 0.00 | 0.00 |
| 0.1c | AER-OC-005            | -640.00    | -640.00                           | 0.00                       | 0.00                                       | 0.00                                           | 0.00 | -640.00    | 100.00%                   | 0.00 | 0.00 |
| 0.1d | AER-OC-006            | 2,276.00   | 2,276.00                          | 0.00                       | 0.00                                       | 0.00                                           | 0.00 | 2,276.00   | 100.00%                   | 0.00 | 0.00 |
| 0.1e | AER-OC-007            | 4,246.53   | 4,246.53                          | 0.00                       | 0.00                                       | 0.00                                           | 0.00 | 4,246.53   | 100.00%                   | 0.00 | 0.00 |
| 0.1f | AER-OC-008            | 2,100.00   | 2,100.00                          | 0.00                       | 0.00                                       | 0.00                                           | 0.00 | 2,100.00   | 100.00%                   | 0.00 | 0.00 |
| 0.1g | AER-OC-009            | 2,716.00   | 2,716.00                          | 0.00                       | 0.00                                       | 0.00                                           | 0.00 | 2,716.00   | 100.00%                   | 0.00 | 0.00 |
| 0.1h | AER-OC-014            | -6,000.00  | -6,000.00                         | 0.00                       | 0.00                                       | 0.00                                           | 0.00 | -6,000.00  | 100.00%                   | 0.00 | 0.00 |
| 0.1i | AER-OC-012 Partial    | 4,497.08   | 4,497.08                          | 0.00                       | 0.00                                       | 0.00                                           | 0.00 | 4,497.08   | 100.00%                   | 0.00 | 0.00 |
| 0.1j | AER-OC-016            | 1,225.00   | 1,225.00                          | 0.00                       | 0.00                                       | 0.00                                           | 0.00 | 1,225.00   | 100.00%                   | 0.00 | 0.00 |
| 0.1k | AER-OC-018            | 3,113.50   | 3,113.50                          | 0.00                       | 0.00                                       | 0.00                                           | 0.00 | 3,113.50   | 100.00%                   | 0.00 | 0.00 |
| 0.1l | AER-OC-021            | 2,994.80   | 2,994.80                          | 0.00                       | 0.00                                       | 0.00                                           | 0.00 | 2,994.80   | 100.00%                   | 0.00 | 0.00 |
| 0.1m | AER-OC-022            | 3,368.97   | 3,368.97                          | 0.00                       | 0.00                                       | 0.00                                           | 0.00 | 3,368.97   | 100.00%                   | 0.00 | 0.00 |
| 0.1n | AER-OC-023            | 290.00     | 290.00                            | 0.00                       | 0.00                                       | 0.00                                           | 0.00 | 290.00     | 100.00%                   | 0.00 | 0.00 |
| 0.1o | AER-OC-025            | 1,275.00   | 1,275.00                          | 0.00                       | 0.00                                       | 0.00                                           | 0.00 | 1,275.00   | 100.00%                   | 0.00 | 0.00 |
| 0.1p | AER-OC-026            | 1,066.00   | 1,066.00                          | 0.00                       | 0.00                                       | 0.00                                           | 0.00 | 1,066.00   | 100.00%                   | 0.00 | 0.00 |
| 0.1q | AER-OC-027            | 8,553.00   | 8,553.00                          | 0.00                       | 0.00                                       | 0.00                                           | 0.00 | 8,553.00   | 100.00%                   | 0.00 | 0.00 |
| 0.1r | AER-OC-028            | 3,000.00   | 3,000.00                          | 0.00                       | 0.00                                       | 0.00                                           | 0.00 | 3,000.00   | 100.00%                   | 0.00 | 0.00 |
| 0.1s | AER-OC-029            | 1,464.40   | 1,464.40                          | 0.00                       | 0.00                                       | 0.00                                           | 0.00 | 1,464.40   | 100.00%                   | 0.00 | 0.00 |

AIA Document G703® - 1992. Copyright © 1983, 1986, 1987, 1970, 1978, 1983 and 1992 by The American Institute of Architects. All rights reserved. The "American Institute of Architects" and "AIA" logos, "G703" and "AIA Contract Documents" are registered trademarks and may not be used without permission. This document was produced by AIA software at 12:54:35 ET on 08/19/2020 under Order No. 3126274972. copyright@aia.org. which expires on 02/13/2021, is not for resale, is licensed for one-time use only, and may only be used in accordance with the AIA Contract Documents' Terms of Service. To report copyright violations, e-mail User Notes: (389ADASE)

| A        | B                       | C               | D                                 |      | E           |      | F                                          | G                                              |           | H    | I    |
|----------|-------------------------|-----------------|-----------------------------------|------|-------------|------|--------------------------------------------|------------------------------------------------|-----------|------|------|
|          |                         |                 | WORK COMPLETED                    |      | THIS PERIOD |      |                                            | TOTAL COMPLETED AND STORED TO DATE (D + E + F) | % (G + C) |      |      |
| ITEM NO. | DESCRIPTION OF WORK     | SCHEDULED VALUE | FROM PREVIOUS APPLICATION (D + E) |      |             |      | MATERIALS PRESENTLY STORED (NOT IN D OR E) |                                                |           |      |      |
| 0.1t     | AER-OC-030 50%          | 2,105.50        | 2,105.50                          | 0.00 | 0.00        | 0.00 | 0.00                                       | 2,105.50                                       | 100.00%   | 0.00 | 0.00 |
| 0.1u     | AER-OC-031 50%          | 2,837.50        | 2,837.50                          | 0.00 | 0.00        | 0.00 | 0.00                                       | 2,837.50                                       | 100.00%   | 0.00 | 0.00 |
| 0.2      | Signage Allowance       | 0.00            | 0.00                              | 0.00 | 0.00        | 0.00 | 0.00                                       | 0.00                                           | 0.00%     | 0.00 | 0.00 |
| 0.2a     | AER-G-01                | 5,088.00        | 5,088.00                          | 0.00 | 0.00        | 0.00 | 0.00                                       | 5,088.00                                       | 100.00%   | 0.00 | 0.00 |
| 0.2b     | AER-DH-02 Partial       | 5,778.55        | 5,778.55                          | 0.00 | 0.00        | 0.00 | 0.00                                       | 5,778.55                                       | 100.00%   | 0.00 | 0.00 |
| 0.2c     | AER-G-02                | 518.50          | 518.50                            | 0.00 | 0.00        | 0.00 | 0.00                                       | 518.50                                         | 100.00%   | 0.00 | 0.00 |
| 0.3      | Hardware Allowance      | 0.00            | 0.00                              | 0.00 | 0.00        | 0.00 | 0.00                                       | 0.00                                           | 0.00%     | 0.00 | 0.00 |
| 0.3a     | AER-DH-01               | 32,388.00       | 32,388.00                         | 0.00 | 0.00        | 0.00 | 0.00                                       | 32,388.00                                      | 100.00%   | 0.00 | 0.00 |
| 0.3b     | AER-DH-02 Partial       | 17,612.00       | 17,612.00                         | 0.00 | 0.00        | 0.00 | 0.00                                       | 17,612.00                                      | 100.00%   | 0.00 | 0.00 |
| 0.4      | Smoke Testing Allowance | 2,020.54        | 2,020.54                          | 0.00 | 0.00        | 0.00 | 0.00                                       | 2,020.54                                       | 100.00%   | 0.00 | 0.00 |
| 0.5      | Landscape Bed Allowance | 0.00            | 0.00                              | 0.00 | 0.00        | 0.00 | 0.00                                       | 0.00                                           | 0.00%     | 0.00 | 0.00 |
|          | Gate CR                 | 5,479.46        | 5,479.46                          | 0.00 | 0.00        | 0.00 | 0.00                                       | 5,479.46                                       | 100.00%   | 0.00 | 0.00 |
| 01.01    | Supervision             | 65,105.00       | 65,105.00                         | 0.00 | 0.00        | 0.00 | 0.00                                       | 65,105.00                                      | 100.00%   | 0.00 | 0.00 |
| 01.02    | Temporary Facilities    | 9,508.00        | 9,508.00                          | 0.00 | 0.00        | 0.00 | 0.00                                       | 9,508.00                                       | 100.00%   | 0.00 | 0.00 |
| 01.03    | Construction Fence      | 2,417.00        | 2,417.00                          | 0.00 | 0.00        | 0.00 | 0.00                                       | 2,417.00                                       | 100.00%   | 0.00 | 0.00 |
| 01.04    | Dumpsters               | 10,359.00       | 10,359.00                         | 0.00 | 0.00        | 0.00 | 0.00                                       | 10,359.00                                      | 100.00%   | 0.00 | 0.00 |
| 01.05    | Mobilization            | 2,400.00        | 2,400.00                          | 0.00 | 0.00        | 0.00 | 0.00                                       | 2,400.00                                       | 100.00%   | 0.00 | 0.00 |
| 01.06    | Surveying               | 5,755.00        | 5,755.00                          | 0.00 | 0.00        | 0.00 | 0.00                                       | 5,755.00                                       | 100.00%   | 0.00 | 0.00 |
| 01.07    | Equipment Rental        | 3,914.00        | 3,914.00                          | 0.00 | 0.00        | 0.00 | 0.00                                       | 3,914.00                                       | 100.00%   | 0.00 | 0.00 |
| 01.08    | Final Clean             | 3,119.00        | 3,119.00                          | 0.00 | 0.00        | 0.00 | 0.00                                       | 3,119.00                                       | 100.00%   | 0.00 | 0.00 |
| 01.09    | General Labor           | 5,685.00        | 5,685.00                          | 0.00 | 0.00        | 0.00 | 0.00                                       | 5,685.00                                       | 100.00%   | 0.00 | 0.00 |
| 01.10    | Insurance               | 36,925.00       | 36,925.00                         | 0.00 | 0.00        | 0.00 | 0.00                                       | 36,925.00                                      | 100.00%   | 0.00 | 0.00 |
|          | Performance & Payment   |                 |                                   |      |             |      |                                            |                                                |           |      |      |
| 01.11    | Bonds                   | 35,107.00       | 35,107.00                         | 0.00 | 0.00        | 0.00 | 0.00                                       | 35,107.00                                      | 100.00%   | 0.00 | 0.00 |
| 02.01    | Earthwork               | 106,931.00      | 106,931.00                        | 0.00 | 0.00        | 0.00 | 0.00                                       | 106,931.00                                     | 100.00%   | 0.00 | 0.00 |
| 02.02    | SWPPP                   | 4,604.00        | 4,604.00                          | 0.00 | 0.00        | 0.00 | 0.00                                       | 4,604.00                                       | 100.00%   | 0.00 | 0.00 |
| 02.03    | Utilities               | 85,177.00       | 85,177.00                         | 0.00 | 0.00        | 0.00 | 0.00                                       | 85,177.00                                      | 100.00%   | 0.00 | 0.00 |
| 02.04    | Fire Line               | 47,883.00       | 47,883.00                         | 0.00 | 0.00        | 0.00 | 0.00                                       | 47,883.00                                      | 100.00%   | 0.00 | 0.00 |

AIA Document G703® - 1992. Copyright © 1983, 1985, 1986, 1987, 1970, 1978, 1983 and 1992 by The American Institute of Architects. All rights reserved. The "American Institute of Architects," "AIA," the AIA Logo, "G703," and "AIA Contract Documents" are registered trademarks and may not be used without permission. This document was produced by AIA software on 08/19/2020 under Order No 3126274972 which expires on 02/13/2021, is not for resale, is licensed for one-time use only, and may only be used in accordance with the AIA Contract Documents® Terms of Service. To report copyright violations, e-mail copyright@aia.org. User Notice: (369ADA5E)

| A        | B                               | C               | D                                 |             | E                                          |                                                | F    | G          |         | H    | I    |
|----------|---------------------------------|-----------------|-----------------------------------|-------------|--------------------------------------------|------------------------------------------------|------|------------|---------|------|------|
|          |                                 |                 | WORK COMPLETED                    |             | MATERIALS PRESENTLY STORED (NOT IN D OR E) | TOTAL COMPLETED AND STORED TO DATE (D + E + F) |      | % (G ÷ C)  |         |      |      |
| ITEM NO. | DESCRIPTION OF WORK             | SCHEDULED VALUE | FROM PREVIOUS APPLICATION (D + E) | THIS PERIOD |                                            |                                                |      |            |         |      |      |
| 02.05    | Irrigation                      | 17,841.00       | 17,841.00                         | 0.00        | 0.00                                       | 0.00                                           | 0.00 | 17,841.00  | 100.00% | 0.00 | 0.00 |
| 02.06    | Landscaping                     | 25,895.00       | 25,895.00                         | 0.00        | 0.00                                       | 0.00                                           | 0.00 | 25,895.00  | 100.00% | 0.00 | 0.00 |
| 02.07    | Paving Specialties              | 3,396.00        | 3,396.00                          | 0.00        | 0.00                                       | 0.00                                           | 0.00 | 3,396.00   | 100.00% | 0.00 | 0.00 |
| 02.08    | Gates                           | 1,727.00        | 1,727.00                          | 0.00        | 0.00                                       | 0.00                                           | 0.00 | 1,727.00   | 100.00% | 0.00 | 0.00 |
| 03.1     | Concrete                        | 227,711.00      | 227,711.00                        | 0.00        | 0.00                                       | 0.00                                           | 0.00 | 227,711.00 | 100.00% | 0.00 | 0.00 |
| 03.2     | Polished Concrete               | 6,906.00        | 6,906.00                          | 0.00        | 0.00                                       | 0.00                                           | 0.00 | 6,906.00   | 100.00% | 0.00 | 0.00 |
| 04.1     | Masonry                         | 115,331.00      | 115,331.00                        | 0.00        | 0.00                                       | 0.00                                           | 0.00 | 115,331.00 | 100.00% | 0.00 | 0.00 |
| 05.1     | Steel Erection                  | 87,315.00       | 87,315.00                         | 0.00        | 0.00                                       | 0.00                                           | 0.00 | 87,315.00  | 100.00% | 0.00 | 0.00 |
| 05.2     | Miscellaneous Steel             | 3,223.00        | 3,223.00                          | 0.00        | 0.00                                       | 0.00                                           | 0.00 | 3,223.00   | 100.00% | 0.00 | 0.00 |
| 06.1     | Millwork                        | 46,030.00       | 46,030.00                         | 0.00        | 0.00                                       | 0.00                                           | 0.00 | 46,030.00  | 100.00% | 0.00 | 0.00 |
| 07.1     | Waterproofing                   | 42,888.00       | 42,888.00                         | 0.00        | 0.00                                       | 0.00                                           | 0.00 | 42,888.00  | 100.00% | 0.00 | 0.00 |
| 07.2     | Insulation                      | 35,594.00       | 35,594.00                         | 0.00        | 0.00                                       | 0.00                                           | 0.00 | 35,594.00  | 100.00% | 0.00 | 0.00 |
| 07.3     | TPO Roofing                     | 16,920.00       | 16,920.00                         | 0.00        | 0.00                                       | 0.00                                           | 0.00 | 16,920.00  | 100.00% | 0.00 | 0.00 |
| 08.1     | Doors & Frames                  | 31,734.00       | 31,734.00                         | 0.00        | 0.00                                       | 0.00                                           | 0.00 | 31,734.00  | 100.00% | 0.00 | 0.00 |
| 08.2     | OH Doors                        | 25,726.00       | 25,726.00                         | 0.00        | 0.00                                       | 0.00                                           | 0.00 | 25,726.00  | 100.00% | 0.00 | 0.00 |
| 08.3     | Storefronts                     | 65,117.00       | 65,117.00                         | 0.00        | 0.00                                       | 0.00                                           | 0.00 | 65,117.00  | 100.00% | 0.00 | 0.00 |
| 09.1     | Gypsum Assemblies               | 132,181.00      | 132,181.00                        | 0.00        | 0.00                                       | 0.00                                           | 0.00 | 132,181.00 | 100.00% | 0.00 | 0.00 |
| 09.2     | Flooring                        | 82,077.00       | 82,077.00                         | 0.00        | 0.00                                       | 0.00                                           | 0.00 | 82,077.00  | 100.00% | 0.00 | 0.00 |
| 09.3     | Acoustical Ceilings             | 11,971.00       | 11,971.00                         | 0.00        | 0.00                                       | 0.00                                           | 0.00 | 11,971.00  | 100.00% | 0.00 | 0.00 |
| 09.4     | Painting                        | 52,602.00       | 52,602.00                         | 0.00        | 0.00                                       | 0.00                                           | 0.00 | 52,602.00  | 100.00% | 0.00 | 0.00 |
| 10.1     | Display Boards                  | 1,831.00        | 1,831.00                          | 0.00        | 0.00                                       | 0.00                                           | 0.00 | 1,831.00   | 100.00% | 0.00 | 0.00 |
| 10.2     | Bollard Covers                  | 1,202.00        | 1,202.00                          | 0.00        | 0.00                                       | 0.00                                           | 0.00 | 1,202.00   | 100.00% | 0.00 | 0.00 |
|          | Toilet Partitions & Accessories |                 |                                   |             |                                            |                                                |      |            |         |      |      |
| 10.3     | Accessories                     | 11,345.00       | 11,345.00                         | 0.00        | 0.00                                       | 0.00                                           | 0.00 | 11,345.00  | 100.00% | 0.00 | 0.00 |
| 10.4     | Flagpoles                       | 2,997.00        | 2,997.00                          | 0.00        | 0.00                                       | 0.00                                           | 0.00 | 2,997.00   | 100.00% | 0.00 | 0.00 |
| 10.5     | Protective Covers               | 49,834.00       | 49,834.00                         | 0.00        | 0.00                                       | 0.00                                           | 0.00 | 49,834.00  | 100.00% | 0.00 | 0.00 |
| 10.6     | Fire Cabinets                   | 1,652.00        | 1,652.00                          | 0.00        | 0.00                                       | 0.00                                           | 0.00 | 1,652.00   | 100.00% | 0.00 | 0.00 |
| 11.1     | Appliances                      | 10,703.00       | 10,703.00                         | 0.00        | 0.00                                       | 0.00                                           | 0.00 | 10,703.00  | 100.00% | 0.00 | 0.00 |
| 12.1     | Window Coverings                | 4,581.00        | 4,581.00                          | 0.00        | 0.00                                       | 0.00                                           | 0.00 | 4,581.00   | 100.00% | 0.00 | 0.00 |
| 12.2     | Projection Screen               | 5,870.00        | 5,870.00                          | 0.00        | 0.00                                       | 0.00                                           | 0.00 | 5,870.00   | 100.00% | 0.00 | 0.00 |

AIA Document G703® - 1992. Copyright © 1963, 1965, 1966, 1967, 1970, 1978, 1983 and 1992 by The American Institute of Architects. All rights reserved. The American Institute of Architects, "AIA," the AIA Logo, "G703," and "AIA Contract Documents" are registered trademarks and may not be used without permission. This document was produced by AIA software at 12:54:35 ET on 08/19/2020 under Order No.3126274972 which expires on 02/13/2021. It is not for resale, is licensed for one-time use only, and may only be used in accordance with the AIA Contract Documents® Terms of Service. To report copyright violations, e-mail [copyright@aia.org](mailto:copyright@aia.org).  
 User Notes: (S8BADA5E)

| A    | B                     | C                     | D                                 |                            | E                                          |                                                | F                     | G              |                           | H             | I |
|------|-----------------------|-----------------------|-----------------------------------|----------------------------|--------------------------------------------|------------------------------------------------|-----------------------|----------------|---------------------------|---------------|---|
|      |                       |                       | FROM PREVIOUS APPLICATION (D + E) | WORK COMPLETED THIS PERIOD | MATERIALS PRESENTLY STORED (NOT IN D OR E) | TOTAL COMPLETED AND STORED TO DATE (D + E + F) |                       | % (G ÷ C)      | BALANCE TO FINISH (C - G) |               |   |
| 13.1 | PEMB                  | 177,712.00            | 177,712.00                        | 0.00                       | 0.00                                       | 0.00                                           | 177,712.00            | 100.00%        | 0.00                      | 0.00          |   |
| 13.2 | Fire Alarm            | 17,171.00             | 17,171.00                         | 0.00                       | 0.00                                       | 0.00                                           | 17,171.00             | 100.00%        | 0.00                      | 0.00          |   |
| 13.3 | Fire Sprinkler        | 44,016.00             | 44,016.00                         | 0.00                       | 0.00                                       | 0.00                                           | 44,016.00             | 100.00%        | 0.00                      | 0.00          |   |
| 22.1 | Plumbing              | 234,236.00            | 234,236.00                        | 0.00                       | 0.00                                       | 0.00                                           | 234,236.00            | 100.00%        | 0.00                      | 0.00          |   |
| 23.1 | HVAC                  | 308,920.00            | 308,920.00                        | 0.00                       | 0.00                                       | 0.00                                           | 308,920.00            | 100.00%        | 0.00                      | 0.00          |   |
| 26.1 | Electrical            | 315,588.00            | 315,588.00                        | 0.00                       | 0.00                                       | 0.00                                           | 315,588.00            | 100.00%        | 0.00                      | 0.00          |   |
| 27.1 | Communication Cabling | 26,847.00             | 26,847.00                         | 0.00                       | 0.00                                       | 0.00                                           | 26,847.00             | 100.00%        | 0.00                      | 0.00          |   |
| CO   | Change Order 2        | -37,425.92            | -37,425.92                        | 0.00                       | 0.00                                       | 0.00                                           | -37,425.92            | 100.00%        | 0.00                      | 0.00          |   |
|      | <b>GRAND TOTAL</b>    | <b>\$6,141,034.08</b> | <b>\$6,141,034.08</b>             | <b>\$0.00</b>              | <b>\$0.00</b>                              | <b>\$0.00</b>                                  | <b>\$6,141,034.08</b> | <b>100.00%</b> | <b>\$0.00</b>             | <b>\$0.00</b> |   |

AIA Document G703® - 1992. Copyright © 1983, 1985, 1986, 1987, 1970, 1978, 1983 and 1992 by The American Institute of Architects. All rights reserved. The "American Institute of Architects," "AIA," the AIA Logo, "G703," and "AIA Contract Documents" are registered trademarks and may not be used without permission. This document was produced by AIA software at 12:54:35 ET on 08/19/2020 under Order No. 3128274972 which expires on 02/13/2021, is not for resale, is licensed for one-time use only, and may only be used in accordance with the AIA Contract Documents' Terms of Service. To report copyright violations, e-mail [copyright@aia.org](mailto:copyright@aia.org).  
 User Notes: (389ADA5E)

## Conditional Waiver & Release Upon Final Payment

Whereas, the undersigned **Construction Masters of Houston, Inc.** has performed work or furnished materials for improvement to property known as **Harris County ESD #1, EMS Stations 92 & 94**, located in the city of Houston, state of Texas.

The undersigned further certifies that all labor and materials furnished by the undersigned in connection with the above named project has been paid in full and agrees to indemnify and save harmless the said Owner, **Harris County ESD #1**, against all loss, damages, cost or expense of any character whatsoever that may arise by reason of claims for labor or unpaid material used in connection with said improvements. When the check has been properly endorsed, and has been paid by the bank upon which it is drawn, this document shall become effective to release pro tanto, any mechanic's lien, stop notice or bond right the undersigned has on the job.

Signed, Sealed and Delivered This 19<sup>th</sup> Day of August, 2020

**Construction Masters of Houston, Inc.**

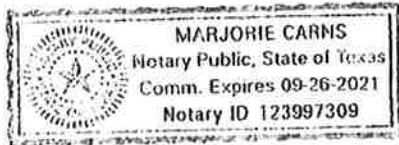
By: \_\_\_\_\_

Title:       **President**

State of Texas }  
County of Brazoria }

Before me, the undersigned authority, on this day appeared **Justin Davis**, a person known to me, who upon being placed under oath, stated that he read and signed the foregoing instrument for the purposes and consideration therein stated and as the act and deed of **Construction Masters of Houston, Inc.** and further stated that each statement therein is within his knowledge and is true and correct.

Sworn and subscribed to before me on the 19<sup>th</sup> day of August, 2020.



*Marjorie Carns*  
\_\_\_\_\_  
Notary Public in and for Brazoria County, Texas  
My commission expires: 9/26/21

# POWER ELECTRICAL INC.

11901 GLOGER ST. HOUSTON, TEXAS 77039  
PHONE - 281-449-4242 FAX- 281-449-1262

---

November 9, 2020

Willie Sanders  
HCEC

Mr. Sanders,

Power Electrical Inc, would like to submit the following quote for TVSS for the following to locations. Our quote includes installing TV3 and supply power to unit.

2800 Aldine Bender – Quote - \$1,500.00  
Station # 94 – Quote - \$1,800.00

Total = \$3,300.00

Please review this proposal and call me if you have any questions or concerns.

Sincerely,

Rick Crowson  
Power Electrical Inc.





AG|CM, Inc.  
 1101 Ocean Dr.  
 P.O. Box 2682  
 Corpus Christi, TX 78403  
 361-882-0469

Harris County Emergency Svc District #1  
 Attn: Jeremy Hyde  
 2800 Aldine Bender Rd.  
 Houston, TX 77032

Invoice number 7988  
 Date 11/11/2020

Project **18-060P Harris County ESD#1 - Station 97**

Billing Period 10/01/2020 - 10/31/2020

**Invoice Summary**

| Description                          | Contract Amount | Total Billed | Prior Billed | Current Billed | Remaining | Percent Complete |
|--------------------------------------|-----------------|--------------|--------------|----------------|-----------|------------------|
| <b>PROJECT MANAGEMENT SUPPORT</b>    | 188,860.00      | 159,588.90   | 148,888.90   | 10,700.00      | 29,271.10 | 84.50            |
| <b>REIMBERSABLE EXPENSES AT 1.10</b> |                 |              |              |                |           |                  |
| <b>CONSULTANTS</b>                   | 103,250.00      | 31,145.54    | 29,787.04    | 1,358.50       | 72,104.46 | 30.17            |
| <b>EXPENSES</b>                      | 0.00            | 4,556.96     | 4,556.96     | 0.00           | -4,556.96 | 0.00             |
| Subtotal                             | 103,250.00      | 35,702.50    | 34,344.00    | 1,358.50       | 67,547.50 | 34.58            |
| Total                                | 292,110.00      | 195,291.40   | 183,232.90   | 12,058.50      | 96,818.60 | 66.86            |

**Professional Fees**

|                                                           | Units | Rate     | Billed Amount    |
|-----------------------------------------------------------|-------|----------|------------------|
| Mechanical Consultant<br>Rice & Gardner Consultants, Inc. | 1.00  | 1,358.50 | 1,358.50         |
| <b>Invoice total</b>                                      |       |          | <b>12,058.50</b> |

**Aging Summary**

| Invoice Number | Invoice Date | Outstanding | Current   | Over 30 | Over 60 | Over 90 | Over 120 |
|----------------|--------------|-------------|-----------|---------|---------|---------|----------|
| 7988           | 11/11/2020   | 12,058.50   | 12,058.50 |         |         |         |          |
|                | Total        | 12,058.50   | 12,058.50 | 0.00    | 0.00    | 0.00    | 0.00     |

Approved by:

Martin J. Schmitt  
 Vice President - East Texas

**Invoice Supporting Detail**

18-060P Harris County ESD#1 - Station 97

**PROJECT MANAGEMENT SUPPORT**

Phase 1: A/E Selection

Original Phase 1: A/E Selection / Design/Procurement/Pre-Construction Phase

Phase Status: Active

|                 | Contract |                  | Previously Billed |            |                  | To Bill     |          |             |
|-----------------|----------|------------------|-------------------|------------|------------------|-------------|----------|-------------|
|                 | Units    | Amount           | Units             | %          | Amount           | Units       | %        | Amount      |
| Labor           |          | 39,060.00        | 500.55            | 173        | 67,606.40        |             |          |             |
| <b>Subtotal</b> |          | <b>39,060.00</b> | <b>500.55</b>     | <b>173</b> | <b>67,606.40</b> | <b>0.00</b> | <b>0</b> | <b>0.00</b> |

**PROJECT MANAGEMENT SUPPORT**

Phase 2: Construction Management

Phase Status: Active

|                 | Contract |                   | Previously Billed |           |                  | To Bill     |          |                  |
|-----------------|----------|-------------------|-------------------|-----------|------------------|-------------|----------|------------------|
|                 | Units    | Amount            | Units             | %         | Amount           | Units       | %        | Amount           |
| Labor           | 14.00    | 149,800.00        | 585.25            | 61        | 91,982.50        | 1.00        | 7        | 10,700.00        |
| <b>Subtotal</b> |          | <b>149,800.00</b> | <b>585.25</b>     | <b>61</b> | <b>91,982.50</b> | <b>1.00</b> | <b>7</b> | <b>10,700.00</b> |

Billing Cutoff: 10/31/2020

| Date | Units | Rate | Amount |
|------|-------|------|--------|
|------|-------|------|--------|

**Labor**

WIP Status: Billable

Project Manager

Michael D. Medwedeff

|               |                                                                                                            |      |        |        |
|---------------|------------------------------------------------------------------------------------------------------------|------|--------|--------|
| Billable Time | 10/01/2020                                                                                                 | 6.75 | 130.00 | 877.50 |
|               | <i>Review of Pay Application - September (Martinez Architects). Troubleshoot and Owner Trane Training.</i> |      |        |        |
| Billable Time | 10/02/2020                                                                                                 | 2.50 | 130.00 | 325.00 |
|               | <i>Coordination with Melvin.</i>                                                                           |      |        |        |
| Billable Time | 10/05/2020                                                                                                 | 1.00 | 130.00 | 130.00 |
|               | <i>Pay App reviews.</i>                                                                                    |      |        |        |
| Billable Time | 10/06/2020                                                                                                 | 2.50 | 130.00 | 325.00 |
| Billable Time | 10/08/2020                                                                                                 | 4.50 | 130.00 | 585.00 |
|               | <i>Site visit to EMS 97.</i>                                                                               |      |        |        |
| Billable Time | 10/09/2020                                                                                                 | 1.00 | 130.00 | 130.00 |
|               | <i>AC issue followups.</i>                                                                                 |      |        |        |
| Billable Time | 10/12/2020                                                                                                 | 5.00 | 130.00 | 650.00 |
|               | <i>Steercom meeting and Site visit. GHC 911 observation.</i>                                               |      |        |        |
| Billable Time | 10/13/2020                                                                                                 | 2.00 | 130.00 | 260.00 |
|               | <i>.Emails and budget updates to Harry. Slight modigcations to October Board Agenda.</i>                   |      |        |        |
| Billable Time | 10/14/2020                                                                                                 | 6.00 | 130.00 | 780.00 |
|               | <i>Progress meeting. Site visit. Emails to team.</i>                                                       |      |        |        |
| Billable Time | 10/21/2020                                                                                                 | 4.00 | 130.00 | 520.00 |
|               | <i>Catch up and follow up on EMS 97 progress.</i>                                                          |      |        |        |
| Billable Time | 10/22/2020                                                                                                 | 4.75 | 130.00 | 617.50 |
|               | <i>Board meeting documentation send off to CPA and building of agenda.</i>                                 |      |        |        |
| Billable Time | 10/23/2020                                                                                                 | 2.00 | 130.00 | 260.00 |
|               | <i>Followup on fencing.</i>                                                                                |      |        |        |
| Billable Time | 10/26/2020                                                                                                 | 2.00 | 130.00 | 260.00 |
|               | <i>Call and site visit in preperation for substantial.</i>                                                 |      |        |        |
| Billable Time | 10/27/2020                                                                                                 | 5.00 | 130.00 | 650.00 |

**Invoice Supporting Detail**

18-060P Harris County ESD#1 - Station 97  
 PROJECT MANAGEMENT SUPPORT  
 Phase 2: Construction Management

Phase Status: Active

Billing Cutoff: 10/31/2020

| Date | Units | Rate | Amount |
|------|-------|------|--------|
|------|-------|------|--------|

**Labor** WIP Status: Billable

Project Manager

Michael D. Medwedeff

*Site visit and pre-punch walk. Board Meeting.*

Billable Time 10/28/2020 1.00 130.00 130.00

*emails.*

Billable Time 10/29/2020 2.25 130.00 292.50

*Pay Application #11 review.*

Billable Time 10/30/2020 2.00 130.00 260.00

*Set up punch list for consultants.*

|             |       |  |          |
|-------------|-------|--|----------|
| Subtotal    | 54.25 |  | 7,052.50 |
| Labor total | 54.25 |  | 7,052.50 |

**Reimbursable Expenses at 1.10  
 Consultants**

Phase Status: Active

Billing Cutoff: 10/31/2020

| Date | Units | Rate | Amount |
|------|-------|------|--------|
|------|-------|------|--------|

**Consultant** WIP Status: Billable

Rice & Gardner Consultants, Inc.

Mechanical Consultant

10/31/2020 1.00 1,358.50 1,358.50

Subtotal 1.00 1,358.50

Consultant total 1.00 1,358.50

**Reimbursable Expenses at 1.10  
 Expenses**

Phase Status: Active

Billing Cutoff: 10/31/2020

| Date | Units | Rate | Amount |
|------|-------|------|--------|
|------|-------|------|--------|

WIP Status:

Subtotal 0.00

total 0.00

**Invoice Summary**

|              | Contract          | Billed            | %         | Remaining        | %         |
|--------------|-------------------|-------------------|-----------|------------------|-----------|
| Labor        | 188,860.00        | 159,588.90        | 85        | 29,271.10        | 15        |
| Expense      |                   | 4,556.96          |           | -4,556.96        |           |
| Consultant   | 103,250.00        | 31,145.54         | 30        | 72,104.46        | 70        |
| <b>Total</b> | <b>292,110.00</b> | <b>195,291.40</b> | <b>67</b> | <b>96,818.60</b> | <b>33</b> |

# Invoice



6161 Savoy, Suite 1212  
 Houston, TX 77036  
 Phone: (713) 482-2300  
 Fax: (713) 482-2314

Date: 10/31/2020  
 Invoice #: 2392

Project: 19.004 HC, L, SD 97

Spencer Clark  
 AGCM, Inc  
 9950 Westpark Dr.  
 Suite 300  
 Houston, Texas 77063

| Description                                                                                                                                           | Total Fee | Prior Billing | Curr %                        | Total % | Amount Due |
|-------------------------------------------------------------------------------------------------------------------------------------------------------|-----------|---------------|-------------------------------|---------|------------|
| Equipment & Systems to be Commissioned                                                                                                                |           |               |                               |         | 0.00       |
| Design Phase                                                                                                                                          | 2,000.00  | 2,000.00      | 0.00%                         | 100.00% | 0.00       |
| Construction phase                                                                                                                                    | 6,500.00  | 650.00        | 19.00%                        | 29.00%  | 1,235.00   |
| Direct all questions to Accounting:<br>E-mail: <a href="mailto:mayra.ramos@ricegardner.com">mayra.ramos@ricegardner.com</a><br>Direct: (713) 482-2310 |           |               | <b>Balance Due</b> \$1,235.00 |         |            |
| <b>Make all checks payable to Rice &amp; Gardner Consultants, Inc.</b><br>Thank you for your business.                                                |           |               |                               |         |            |

# Invoice



|            |           |
|------------|-----------|
| Date       | Invoice # |
| 10/31/2020 | 2124      |

|                                                                    |
|--------------------------------------------------------------------|
| Bill To                                                            |
| Harris County ESD #1<br>2800 Aldine Bender Rd<br>Houston, TX 77032 |

|        |            |
|--------|------------|
| Terms  | Due Date   |
| Net 30 | 11/30/2020 |

| Serviced   | Description                                                                                                                                                | Hours  | Rate     | Amount   |
|------------|------------------------------------------------------------------------------------------------------------------------------------------------------------|--------|----------|----------|
| 10/31/2020 | October Financial Statements                                                                                                                               |        | 2,750.00 | 2,750.00 |
| 10/31/2020 | Special reporting                                                                                                                                          | 0.5    | 140.00   | 70.00    |
| 10/31/2020 | Additional Hours (Fixed asset management, construction invoice review, construction reporting, meeting with board members for ACH approval for Prosperity) | 8.3979 | 140.00   | 1,175.71 |
| 10/31/2020 | Copies                                                                                                                                                     | 14     | 0.29     | 4.06     |
| 10/31/2020 | Postage                                                                                                                                                    |        | 14.24    | 14.24    |

Please Remit Payment to:  
The Morton Accounting Service  
1125 Cypress Station Dr. Bldg H-4  
Houston, TX 77090

or via the Intuit payment link in the email.

|                         |            |
|-------------------------|------------|
| <b>Total</b>            | \$4,014.01 |
| <b>Payments/Credits</b> | \$0.00     |
| <b>Balance Due</b>      | \$4,014.01 |

# POWER ELECTRICAL INC.

11901 GLOGER ST. HOUSTON, TEXAS 77039  
PHONE - 281-449-4242 FAX- 281-449-1262

---

November 9, 2020

Willie Sanders  
HCEC

Mr. Sanders,

Power Electrical Inc, would like to submit the following quote for TVSS for the following to locations. Our quote includes installing TV3 and supply power to unit.

2800 Aldine Bender – Quote - \$1,500.00  
Station # 94 – Quote - \$1,800.00

Total = \$3,300.00

Please review this proposal and call me if you have any questions or concerns.

Sincerely,

Rick Crowson  
Power Electrical Inc.



**dealers electrical supply**

4433 AIRLINE DR  
HOUSTON TX 77022-2927

REPRINT  
713-691-6521  
FAX 694-4535

\*\*\* ORIGINAL \*\*\*

PLEASE REMIT TO: P.O. BOX 2535  
WACO, TX 76702-2535

Invoice 1449576-01

Invoice Date 09/25/20

Customer No. 431788-0009

Salesperson NORMAN VALLES - - HO

S  
O  
L  
D  
T  
O  
K & M-HARRIS COUNTY EMERG CTR  
P O BOX 690932  
HOUSTON TX 77269

S  
H  
I  
P  
T  
O  
HARRIS COUNTY EMERGENCY CENTER  
C/O K & M ELECTRICAL SERVICES

| Whse                              | Type     | Tax Code / Description |    | Customer PO.             | Shipped Via                    | Inside Salesperson |     |           |
|-----------------------------------|----------|------------------------|----|--------------------------|--------------------------------|--------------------|-----|-----------|
| 14                                | 1        | 900 TEXAS TAX EX       |    |                          | WILL ADVISE                    | MARJORIE DAVIS     |     |           |
| Line                              | Quantity |                        | BO | Item                     | Description                    | Unit Price         | U/M | Extension |
|                                   | Ordered  | Shipped                |    |                          |                                |                    |     |           |
| 1                                 | 1        | 1                      |    | CUR*TG31254803Y          | CURRENT TECH TG31254803YMDTM2F | 5280.00            | E   | 5280.00   |
|                                   |          |                        |    |                          | TERMS: VENDOR 10TH PROX        |                    |     |           |
| IF PAID ON OR BEFORE >>> 10/10/20 |          | YOU SAVE >>> 105.60    |    | AND PAY ONLY >>> 5174.40 |                                | Total Due >>>      |     | 5280.00   |



**dealers electrical supply**

4433 AIRLINE DR  
HOUSTON TX 77022-2927

PLEASE REMIT TO: P.O. BOX 2535  
WACO, TX 76702-2535

REPRINT  
713-691-6521  
FAX 694-4535

\*\*\* ORIGINAL \*\*\*

Invoice 1449576-02

Invoice Date 09/25/20

Customer No. 431788-0009

Salesperson NORMAN VALLES - - HO

3  
O  
L  
D  
T  
O  
K & M-HARRIS COUNTY EMERG CTR  
P O BOX 690932  
HOUSTON TX 77269

S  
H  
I  
P  
T  
O  
HARRIS COUNTY EMERGENCY CENTER  
C/O K & M ELECTRICAL SERVICES

| Whse                              | Type     | Tax Code / Description |    | Customer PO.        | Shipped Via                    | Inside Salesperson       |               |           |
|-----------------------------------|----------|------------------------|----|---------------------|--------------------------------|--------------------------|---------------|-----------|
| 14                                | 1        | 900 TEXAS TAX EX       |    |                     | WILL ADVISE                    | MARJORIE DAVIS           |               |           |
| Line                              | Quantity |                        | BO | Item                | Description                    | Unit Price               | U/M           | Extension |
|                                   | Ordered  | Shipped                |    |                     |                                |                          |               |           |
| 1                                 | 1        | 1                      |    | CUR*TG31252083Y     | CURRENT TECH TG31252083YMDTM2F | 5280.000                 | E             | 5280.00   |
| IF PAID ON OR BEFORE >>> 10/10/20 |          |                        |    | YOU SAVE >>> 105.60 | TERMS: VENDOR 10TH PROX        | AND PAY ONLY >>> 5174.40 | Total Due >>> | 5280.00   |





## President's Report – HCEC

### November 2020 Meeting



- HCEC responded to 1839 911 calls this month, compared to 1708 in the previous month. Our response time is 8:23.
- HCEC is still receiving adequate PPE stock from the state.
- HCEC received a donation of 1000 N95 masks from US Congresswoman Sylvia Garcia. Her office is very supportive of our mission.
- Station 97 is scheduled to be completed by the end of the month!
- The team of HCEC wishes you a Happy Thanksgiving.

Ambulance Failures: 9 (1 during response/patient care)

Fleet Accident: 2 (1603,1307 minor)

**APPROVED**  
Document approved by Harris County ESD-1  
Board of Commissioners  
By a Majority Vote  
on 11/17/20 (Date)  
[Signature] President of ESD-1      [Signature] Secretary of ESD-1

# HCEC Activity October 2020





Division Harris County Emerg Corps

# 911 STATISTICS REPORT FOR PERIOD 10-01-20 to 10-31-20

11/2/2020 10:18:02 AM Page 1 of 9

| RESPONSE PRIORITY SUMMARY |            |            |            |            |           |             |
|---------------------------|------------|------------|------------|------------|-----------|-------------|
| TYPE                      | Alpha      | Bravo      | Charlie    | Delta      | Echo      | Total       |
| District                  | 5          | 17         | 16         | 73         | 31        | 170         |
| Medic                     | 421        | 246        | 347        | 494        | 42        | 1839        |
| Medical Director          |            |            |            |            |           | 2           |
| <b>Total</b>              | <b>426</b> | <b>263</b> | <b>363</b> | <b>567</b> | <b>73</b> | <b>2011</b> |

\* All units assigned to a response that went enroute

## OUT OF THE CHUTE RESPONSE AVERAGES AND STATISTICS BY APPARATUS TYPE

| APPARATUS TYPE | ASSIGNED TO ENROUTE | ASSIGNED TO ONSCENE | ENROUTE TO ONSCENE | HOSPITAL TO IN-SERVICE | AVERAGE ONSCENE TIME | AVERAGE INCIDENT TIME |
|----------------|---------------------|---------------------|--------------------|------------------------|----------------------|-----------------------|
| District       | 00:55               | 07:26               | 06:30              | 00:00                  | 00:21:00             | 28:26                 |
| Medic          | 01:11               | 08:23               | 07:12              | 32:14                  | 00:18:23             | 59:24                 |

\* All units assigned to a response that went enroute in district, NO mutual aid responses

## SERVICE LEVEL STATUS CHANGES BY DAY

| Status Level  | 06       | 07       | 10       | 18        | 22       | 23        | 25       | 26        | 28       | 29       | 30       | 31       | Total     |
|---------------|----------|----------|----------|-----------|----------|-----------|----------|-----------|----------|----------|----------|----------|-----------|
| LEVEL -       | 3        | 3        | 1        | 4         | 2        | 3         | 2        | 5         | 1        | 2        | 2        | 3        | 31        |
| LEVEL 0       | 4        | 4        | 1        | 2         | 1        | 2         | 1        | 2         | 4        | 1        | 1        | 1        | 19        |
| LEVEL 1       | 3        | 1        | 1        | 3         | 1        | 5         | 1        | 6         | 2        | 5        | 2        | 2        | 30        |
| <b>Totals</b> | <b>6</b> | <b>8</b> | <b>2</b> | <b>11</b> | <b>4</b> | <b>10</b> | <b>4</b> | <b>13</b> | <b>3</b> | <b>7</b> | <b>6</b> | <b>6</b> | <b>80</b> |

## SERVICE LEVEL STATUS CHANGES BY HOUR OF DAY

| Status Level  | 02       | 09       | 10       | 11       | 12        | 13       | 14       | 15        | 16        | 17        | 18       | 19       | 20       | 21       | 22       | 23       | Total     |
|---------------|----------|----------|----------|----------|-----------|----------|----------|-----------|-----------|-----------|----------|----------|----------|----------|----------|----------|-----------|
| LEVEL -       | 3        | 1        | 1        | 2        | 4         | 2        | 2        | 4         | 3         | 2         | 5        | 1        | 3        | 3        | 1        | 1        | 31        |
| LEVEL 0       | 1        | 2        | 1        | 2        | 1         | 1        | 1        | 4         | 5         | 1         | 3        | 1        | 3        | 1        | 1        | 1        | 19        |
| LEVEL 1       | 1        | 1        | 4        | 2        | 2         | 2        | 2        | 3         | 3         | 4         | 4        | 1        | 2        | 1        | 1        | 1        | 30        |
| <b>Totals</b> | <b>5</b> | <b>1</b> | <b>1</b> | <b>3</b> | <b>10</b> | <b>5</b> | <b>2</b> | <b>11</b> | <b>10</b> | <b>11</b> | <b>6</b> | <b>9</b> | <b>5</b> | <b>1</b> | <b>8</b> | <b>2</b> | <b>80</b> |

## DAILY RESPONSE TOTALS BY APPARATUS TYPE

|                  | 2020/10   | 1         | 2         | 3         | 4         | 5         | 6         | 7         | 8         | 9         | 10        | 11        | 12        | 13        | 14        | 15        | 16        | 17        | 18        | 19        | 20        | 21        | 22        | 23        | 24        | 25        | 26        | 27        | 28        | 29        | 30        | 31          | Total |
|------------------|-----------|-----------|-----------|-----------|-----------|-----------|-----------|-----------|-----------|-----------|-----------|-----------|-----------|-----------|-----------|-----------|-----------|-----------|-----------|-----------|-----------|-----------|-----------|-----------|-----------|-----------|-----------|-----------|-----------|-----------|-----------|-------------|-------|
| District         | 2         | 11        | 6         | 9         | 6         | 6         | 6         | 2         | 13        | 7         | 7         | 4         | 5         | 12        | 10        | 2         | 11        | 4         | 4         | 8         | 6         | 14        | 9         | 9         | 9         | 9         | 3         | 6         | 3         | 4         | 9         | 9           | 223   |
| Medic            | 51        | 63        | 60        | 65        | 61        | 62        | 54        | 58        | 54        | 67        | 69        | 76        | 55        | 48        | 74        | 53        | 61        | 64        | 47        | 53        | 71        | 67        | 67        | 56        | 56        | 78        | 58        | 51        | 49        | 71        | 59        | 1878        |       |
| Medical Director |           |           |           |           |           |           |           |           |           |           |           |           |           |           |           |           |           |           |           |           |           |           |           |           |           |           |           |           |           |           |           | 2           |       |
| <b>Totals</b>    | <b>53</b> | <b>74</b> | <b>76</b> | <b>71</b> | <b>70</b> | <b>68</b> | <b>60</b> | <b>64</b> | <b>56</b> | <b>80</b> | <b>80</b> | <b>76</b> | <b>83</b> | <b>59</b> | <b>54</b> | <b>86</b> | <b>63</b> | <b>63</b> | <b>75</b> | <b>51</b> | <b>58</b> | <b>79</b> | <b>73</b> | <b>81</b> | <b>65</b> | <b>65</b> | <b>81</b> | <b>64</b> | <b>54</b> | <b>80</b> | <b>68</b> | <b>2103</b> |       |

\* All units assigned to a response that went enroute



**Division Harris County Emerg Corps**

**911 STATISTICS REPORT FOR PERIOD 10-01-20 to 10-31-20**

11/2/2020 10:18:02 AM Page 2 of 9

|         |  | DAILY RESPONSE TOTALS BY UNIT |    |    |    |    |    |    |    |    |    |    |    |    |    |    |    |    |    |    |    |    |    |    |    |    |    |    |    |    |    |     |       |   |   |
|---------|--|-------------------------------|----|----|----|----|----|----|----|----|----|----|----|----|----|----|----|----|----|----|----|----|----|----|----|----|----|----|----|----|----|-----|-------|---|---|
| 2020/10 |  | 1                             | 2  | 3  | 4  | 5  | 6  | 7  | 8  | 9  | 10 | 11 | 12 | 13 | 14 | 15 | 16 | 17 | 18 | 19 | 20 | 21 | 22 | 23 | 24 | 25 | 26 | 27 | 28 | 29 | 30 | 31  | Total |   |   |
| CHP1    |  |                               |    |    |    |    |    |    |    |    |    |    |    |    |    |    |    |    |    |    |    |    |    |    |    |    |    |    |    |    |    |     |       |   | 3 |
| D90     |  | 3                             | 8  | 1  | 3  | 4  | 4  | 3  | 1  | 5  | 3  | 5  | 3  | 1  | 2  | 4  | 2  | 5  | 3  | 1  | 1  | 1  | 3  | 3  | 3  | 6  | 3  | 3  | 3  | 1  | 3  | 2   | 87    |   |   |
| D901    |  | 1                             | 4  | 5  | 2  | 4  | 2  | 1  | 2  | 6  | 2  | 2  | 2  | 1  | 6  | 4  | 1  | 3  | 5  | 8  | 3  | 1  | 3  | 1  | 2  | 5  | 6  | 6  | 84 |    |    |     |       |   |   |
| HCMD1   |  |                               |    |    |    |    |    |    |    |    |    |    |    |    |    |    |    |    |    |    |    |    |    |    |    |    |    |    |    |    |    |     |       | 2 |   |
| M91     |  | 3                             | 7  | 4  | 8  | 5  | 7  | 5  | 4  | 4  | 6  | 11 | 10 | 3  | 4  | 7  | 6  | 4  | 14 | 4  | 7  | 9  | 8  | 6  | 8  | 10 | 11 | 5  | 3  | 6  | 8  | 12  | 209   |   |   |
| M910    |  | 6                             | 4  |    |    | 2  |    | 5  | 4  | 7  |    | 4  | 1  |    | 5  | 4  | 3  | 2  | 1  | 4  | 4  | 3  |    | 2  | 5  | 4  | 2  |    |    |    |    |     | 72    |   |   |
| M92     |  | 3                             | 6  | 8  | 4  | 8  | 6  | 6  | 3  | 5  | 5  | 7  | 7  | 6  | 6  | 7  | 6  | 7  | 3  | 7  | 9  | 7  | 6  | 7  | 6  | 7  | 6  | 4  | 5  | 9  | 4  | 187 |       |   |   |
| M920    |  | 3                             | 6  | 7  | 5  | 6  | 7  | 5  | 5  | 3  | 5  | 8  | 9  | 5  | 6  | 7  | 6  | 8  | 8  | 4  | 6  | 5  | 6  | 7  | 9  | 7  | 8  | 6  | 3  | 5  | 9  | 4   | 188   |   |   |
| M93     |  | 7                             | 8  | 6  | 8  | 9  | 6  | 12 | 7  | 4  | 9  | 8  | 7  | 4  | 6  | 7  | 3  | 6  | 7  | 7  | 4  | 7  | 8  | 6  | 11 | 7  | 9  | 8  | 7  | 6  | 7  | 7   | 218   |   |   |
| M930    |  | 2                             |    |    |    | 3  | 4  |    |    | 6  | 5  | 2  | 6  | 3  | 1  | 5  | 3  | 6  | 6  |    | 2  | 2  | 3  | 4  |    | 3  | 4  | 3  | 6  | 7  |    | 84  |       |   |   |
| M94     |  | 6                             | 6  | 8  | 10 | 6  | 7  | 6  | 5  | 3  | 7  | 5  | 8  | 5  | 5  | 8  | 4  | 6  | 5  | 6  | 6  | 8  | 5  | 7  | 3  | 3  | 4  | 6  | 8  | 7  | 8  | 5   | 186   |   |   |
| M940    |  | 5                             | 7  | 9  | 9  | 6  | 4  | 6  | 5  | 5  | 6  | 6  | 6  | 4  | 5  | 5  | 7  | 2  | 5  | 6  | 8  | 8  | 9  | 4  | 5  | 5  | 7  | 6  | 5  | 8  | 8  | 187 |       |   |   |
| M95     |  | 4                             | 6  | 8  | 7  | 4  | 8  | 5  | 2  | 9  | 6  | 8  | 6  | 9  | 6  | 5  | 5  | 4  | 5  | 4  | 5  | 6  | 5  | 7  | 2  | 6  | 6  | 3  | 4  | 3  | 6  | 5   | 170   |   |   |
| M950    |  |                               |    |    |    |    |    | 2  |    |    |    |    |    |    |    | 6  | 3  |    |    |    |    |    |    |    |    |    |    |    |    |    |    |     | 11    |   |   |
| M96     |  | 7                             | 9  | 4  | 8  | 9  | 6  | 6  | 11 | 6  | 6  | 7  | 9  | 5  | 8  | 7  | 6  | 7  | 6  | 7  | 3  | 8  | 9  | 4  | 8  | 9  | 12 | 6  | 8  | 4  | 8  | 219 |       |   |   |
| M97     |  | 6                             | 4  | 4  | 8  | 3  | 6  | 4  | 2  | 5  | 10 | 8  | 6  | 7  | 2  | 5  | 2  | 4  | 4  | 2  | 5  | 3  | 7  | 6  | 2  | 7  | 4  | 2  | 3  | 8  | 4  | 145 |       |   |   |
| Totals  |  | 53                            | 70 | 71 | 68 | 69 | 67 | 60 | 62 | 54 | 83 | 75 | 85 | 58 | 51 | 81 | 62 | 62 | 71 | 50 | 58 | 75 | 71 | 75 | 64 | 64 | 80 | 65 | 51 | 53 | 79 | 65  | 2052  |   |   |

\* All units assigned to a response that went enroute

|         |  | AVERAGE RESPONSE TIME BY UNIT |       |       |       |       |       |       |       |       |       |       |       |       |       |       |       |       |       |       |       |       |       |       |       |       |       |       |       |       |       |       |         |       |
|---------|--|-------------------------------|-------|-------|-------|-------|-------|-------|-------|-------|-------|-------|-------|-------|-------|-------|-------|-------|-------|-------|-------|-------|-------|-------|-------|-------|-------|-------|-------|-------|-------|-------|---------|-------|
| 2020/10 |  | 1                             | 2     | 3     | 4     | 5     | 6     | 7     | 8     | 9     | 10    | 11    | 12    | 13    | 14    | 15    | 16    | 17    | 18    | 19    | 20    | 21    | 22    | 23    | 24    | 25    | 26    | 27    | 28    | 29    | 30    | 31    | Average |       |
| D90     |  | 15:48                         | 05:34 | 06:55 | 04:24 | 06:00 | 08:41 | 07:42 | 08:32 | 08:57 | 04:18 | 05:22 | 09:25 | 10:20 | 17:23 | 09:59 | 09:35 | 07:55 | 10:53 | 10:40 | 10:57 | 09:21 | 09:20 | 09:24 | 07:23 | 09:36 | 07:02 | 04:46 | 07:01 | 12:23 | 08:45 | 08:13 |         |       |
| D901    |  | 00:01                         | 06:02 | 06:03 | 08:45 | 03:26 | 06:34 | 10:17 | 05:24 | 05:27 | 08:26 | 08:49 | 08:21 | 06:54 | 04:28 | 06:35 | 07:45 | 06:22 | 08:39 | 07:38 | 06:08 | 08:16 | 06:14 | 05:30 | 12:30 | 07:12 | 06:51 | 07:22 | 06:51 |       |       |       |         |       |
| M91     |  | 09:32                         | 08:25 | 07:24 | 07:44 | 10:43 | 09:05 | 11:34 | 09:03 | 08:03 | 08:31 | 09:53 | 06:52 | 06:35 | 08:46 | 06:00 | 06:39 | 09:40 | 09:26 | 06:41 | 08:04 | 09:40 | 09:17 | 11:12 | 08:27 | 07:00 | 09:30 | 10:01 | 08:48 | 06:05 | 08:52 | 06:15 | 08:27   |       |
| M910    |  | 09:41                         | 10:25 |       |       | 10:42 |       |       | 14:06 | 12:04 | 11:25 |       | 10:25 | 17:25 |       | 09:46 | 12:51 | 17:20 | 16:02 | 14:25 | 11:02 | 14:21 | 09:43 |       | 10:25 | 13:48 | 10:28 | 13:40 |       |       |       | 12:01 |         |       |
| M92     |  | 08:46                         | 08:37 | 09:51 | 08:25 | 07:29 | 08:33 | 08:29 | 09:54 | 06:56 | 11:39 | 08:44 | 08:39 | 07:24 | 07:46 | 06:46 | 08:51 | 08:25 | 07:02 | 08:19 | 10:06 | 06:17 | 10:16 | 10:37 | 07:02 | 06:34 | 10:33 | 10:38 | 12:11 | 08:52 | 08:53 | 07:20 | 08:35   |       |
| M920    |  | 07:23                         | 06:24 | 08:28 | 05:58 | 07:48 | 07:53 | 08:00 | 07:41 | 09:29 | 08:26 | 09:52 | 07:24 | 07:30 | 08:18 | 07:25 | 08:51 | 08:23 | 07:53 | 08:53 | 10:30 | 05:51 | 10:11 | 09:59 | 08:16 | 09:13 | 06:48 | 08:41 | 08:31 | 04:44 | 06:56 | 06:55 | 08:03   |       |
| M93     |  | 06:40                         | 08:36 | 08:46 | 11:08 | 07:48 | 08:18 | 06:20 | 10:28 | 04:39 | 07:28 | 06:54 | 08:32 | 10:58 | 06:40 | 06:12 | 09:01 | 08:44 | 08:18 | 06:49 | 12:05 | 07:56 | 08:50 | 06:20 | 04:28 | 04:41 | 07:25 | 06:21 | 06:41 | 05:51 | 07:59 | 07:31 | 07:22   |       |
| M930    |  | 15:17                         |       |       |       | 10:57 | 12:16 |       | 07:15 | 09:46 | 08:06 | 03:22 | 11:25 | 11:49 | 08:02 | 08:29 | 06:25 | 09:16 | 07:45 | 08:53 | 09:23 | 16:06 | 23:36 |       | 14:50 | 06:56 | 21:14 | 07:16 |       |       |       | 10:18 |         |       |
| M94     |  | 08:42                         | 07:46 | 06:36 | 08:13 | 09:08 | 08:34 | 11:47 | 07:36 | 04:36 | 07:49 | 06:06 | 07:58 | 04:06 | 07:00 | 07:15 | 05:47 | 06:31 | 10:56 | 07:33 | 06:40 | 08:45 | 06:59 | 05:44 | 12:54 | 05:28 | 07:46 | 07:45 | 07:42 | 08:02 | 06:51 | 10:00 | 07:40   |       |
| M940    |  | 05:10                         | 08:18 | 06:57 | 08:08 | 07:02 | 06:42 | 10:03 | 07:14 | 13:27 | 07:53 | 07:38 | 03:00 | 08:23 | 08:48 | 06:57 | 07:59 | 09:41 | 08:16 | 08:17 | 07:41 | 06:52 | 05:48 | 08:29 | 08:40 | 14:22 | 05:45 | 07:54 | 08:02 | 07:49 | 08:37 | 09:32 | 08:04   |       |
| M95     |  | 06:42                         | 07:59 | 08:38 | 10:16 | 08:13 | 10:15 | 08:39 | 09:35 | 08:51 | 08:23 | 09:01 | 09:00 | 08:12 | 09:00 | 09:47 | 05:26 | 08:19 | 06:30 | 07:31 | 08:47 | 08:48 | 14:40 | 08:13 | 07:23 | 10:01 | 10:16 | 06:59 | 09:50 | 08:11 | 09:57 | 07:49 | 08:48   |       |
| M950    |  |                               |       |       |       |       |       |       |       |       |       |       |       |       |       |       |       |       |       |       |       |       |       |       |       |       |       |       |       |       |       |       |         | 07:57 |
| M96     |  | 08:53                         | 07:58 | 07:24 | 08:19 | 07:04 | 08:28 | 08:19 | 10:00 | 09:59 | 08:25 | 06:17 | 09:19 | 05:14 | 06:56 | 07:45 | 06:08 | 07:27 | 05:20 | 06:23 | 09:14 | 06:44 | 08:42 | 10:34 | 07:57 | 08:49 | 07:28 | 06:52 | 08:38 | 06:08 | 07:24 | 07:39 | 07:49   |       |
| M97     |  | 11:00                         | 10:05 | 09:13 | 08:49 | 09:32 | 08:58 | 09:18 | 09:22 | 10:48 | 07:44 | 08:55 | 07:24 | 08:34 | 20:55 | 07:43 | 13:07 | 09:01 | 09:53 | 09:39 | 09:38 | 09:54 | 08:35 | 10:43 | 07:56 | 09:50 | 07:22 | 08:52 | 07:31 | 06:10 | 08:54 | 05:29 | 09:01   |       |

\* All units assigned to a response that went enroute in district, NO mutual aid responses



Harris County Emerg Corps

# 911 STATISTICS REPORT FOR PERIOD 10-01-20 to 10-31-20

11/2/2020 10:18:02 AM Page 3 of 9

## DAILY REFUSAL TOTALS BY UNIT

|               | 01 | 02 | 03 | 04 | 05 | 06 | 07 | 08 | 09 | 10 | 11 | 12 | 13 | 14 | 15 | 16 | 17 | 18 | 19 | 20 | 21 | 22 | 23 | 24 | 25 | 26 | 27 | 28 | 29 | 30 | 31 | Total |
|---------------|----|----|----|----|----|----|----|----|----|----|----|----|----|----|----|----|----|----|----|----|----|----|----|----|----|----|----|----|----|----|----|-------|
| D25           |    |    |    |    |    |    |    |    |    |    | 1  |    |    |    |    |    |    |    |    |    |    |    |    |    |    |    |    |    |    |    |    | 1     |
| D90           |    |    |    |    |    |    |    |    |    |    |    |    |    |    |    |    |    |    |    |    |    |    |    |    |    |    |    |    |    |    |    |       |
| D901          |    |    |    |    |    |    |    |    |    | 2  |    |    |    |    |    |    |    |    |    |    |    |    |    |    |    |    |    |    |    |    |    |       |
| L8            |    |    |    |    |    |    |    |    |    |    |    |    |    |    |    |    |    |    |    |    |    |    |    |    |    |    |    |    |    |    |    |       |
| LYL89         |    |    |    |    |    |    |    |    |    |    |    |    |    |    |    |    |    |    |    |    |    |    |    |    |    |    |    |    |    |    |    |       |
| M29           |    |    |    |    |    |    |    |    |    |    |    |    |    |    |    |    |    |    |    |    |    |    |    |    |    |    |    |    |    |    |    |       |
| M91           |    |    |    |    |    |    |    |    |    |    |    |    |    |    |    |    |    |    |    |    |    |    |    |    |    |    |    |    |    |    |    |       |
| M910          |    |    |    |    |    |    |    |    |    |    |    |    |    |    |    |    |    |    |    |    |    |    |    |    |    |    |    |    |    |    |    |       |
| M92           |    |    |    |    |    |    |    |    |    |    |    |    |    |    |    |    |    |    |    |    |    |    |    |    |    |    |    |    |    |    |    |       |
| M920          |    |    |    |    |    |    |    |    |    |    |    |    |    |    |    |    |    |    |    |    |    |    |    |    |    |    |    |    |    |    |    |       |
| M93           |    |    |    |    |    |    |    |    |    |    |    |    |    |    |    |    |    |    |    |    |    |    |    |    |    |    |    |    |    |    |    |       |
| M930          |    |    |    |    |    |    |    |    |    |    |    |    |    |    |    |    |    |    |    |    |    |    |    |    |    |    |    |    |    |    |    |       |
| M94           |    |    |    |    |    |    |    |    |    |    |    |    |    |    |    |    |    |    |    |    |    |    |    |    |    |    |    |    |    |    |    |       |
| M940          |    |    |    |    |    |    |    |    |    |    |    |    |    |    |    |    |    |    |    |    |    |    |    |    |    |    |    |    |    |    |    |       |
| M95           |    |    |    |    |    |    |    |    |    |    |    |    |    |    |    |    |    |    |    |    |    |    |    |    |    |    |    |    |    |    |    |       |
| M96           |    |    |    |    |    |    |    |    |    |    |    |    |    |    |    |    |    |    |    |    |    |    |    |    |    |    |    |    |    |    |    |       |
| M97           |    |    |    |    |    |    |    |    |    |    |    |    |    |    |    |    |    |    |    |    |    |    |    |    |    |    |    |    |    |    |    |       |
| SQ39          |    |    |    |    |    |    |    |    |    |    |    |    |    |    |    |    |    |    |    |    |    |    |    |    |    |    |    |    |    |    |    |       |
| <b>Totals</b> | 12 | 10 | 21 | 20 | 13 | 18 | 14 | 20 | 10 | 30 | 21 | 22 | 13 | 11 | 14 | 15 | 16 | 19 | 13 | 14 | 13 | 5  | 14 | 16 | 14 | 14 | 13 | 9  | 19 | 15 | 15 | 473   |

## TRANSPORTS BY UNIT

|              | 01 | 02 | 03 | 04 | 05 | 06 | 07 | 08 | 09 | 10 | 11 | 12 | 13 | 14 | 15 | 16 | 17 | 18 | 19 | 20 | 21 | 22 | 23 | 24 | 25 | 26 | 27 | 28 | 29 | 30 | 31  | Total |
|--------------|----|----|----|----|----|----|----|----|----|----|----|----|----|----|----|----|----|----|----|----|----|----|----|----|----|----|----|----|----|----|-----|-------|
| M91          | 3  | 5  | 5  | 6  | 5  | 5  | 5  | 3  | 4  | 5  | 8  | 7  | 2  | 3  | 6  | 7  | 3  | 13 | 3  | 7  | 7  | 8  | 7  | 4  | 9  | 10 | 5  | 3  | 4  | 6  | 5   | 173   |
| M910         | 6  | 2  |    |    |    |    |    |    |    |    |    |    |    |    |    |    |    |    |    |    |    |    |    |    |    |    |    |    |    |    |     |       |
| M92          | 3  | 3  | 6  | 6  | 5  | 3  | 4  | 2  | 2  | 6  | 2  | 1  | 2  | 1  | 3  | 2  | 1  | 2  | 1  | 2  | 3  | 3  | 2  | 4  | 7  | 3  | 2  |    |    |    |     |       |
| M920         | 3  | 4  | 4  | 4  | 7  | 5  | 4  | 2  | 4  | 2  | 4  | 7  | 10 | 5  | 6  | 5  | 8  | 5  | 6  | 3  | 4  | 4  | 4  | 5  | 4  | 5  | 12 | 3  | 4  | 6  | 2   | 163   |
| M93          | 5  | 6  | 4  | 6  | 8  | 3  | 6  | 9  | 2  | 6  | 11 | 6  | 2  | 4  | 8  | 3  | 5  | 6  | 7  | 3  | 7  | 8  | 7  | 23 | 5  | 6  | 7  | 5  | 7  | 6  | 198 |       |
| M930         | 1  |    |    |    |    |    |    |    |    |    |    |    |    |    |    |    |    |    |    |    |    |    |    |    |    |    |    |    |    |    |     |       |
| M94          | 2  | 5  | 6  | 11 | 6  | 4  | 4  | 6  | 3  | 8  | 6  | 6  | 2  | 4  | 6  | 1  | 4  | 4  | 3  | 5  | 6  | 5  | 8  | 3  | 4  | 3  | 4  | 3  |    |    | 60  |       |
| M940         | 4  | 5  | 8  | 8  | 4  | 4  | 4  | 3  | 3  | 4  | 4  | 7  | 6  | 2  | 4  | 5  | 5  | 6  | 4  | 6  | 6  | 6  | 1  | 3  | 3  | 6  | 5  | 7  | 4  | 6  | 148 |       |
| M95          | 3  | 7  | 5  | 6  | 3  | 6  | 2  | 3  | 7  | 12 | 8  | 6  | 4  | 3  | 4  | 6  | 4  | 4  | 3  | 7  | 4  | 5  | 7  | 2  | 5  | 6  | 2  | 3  | 1  | 4  | 149 |       |
| M950         |    |    |    |    |    |    |    |    |    |    |    |    |    |    |    |    |    |    |    |    |    |    |    |    |    |    |    |    |    |    |     |       |
| M96          | 4  | 8  | 5  | 2  | 7  | 6  | 6  | 8  | 5  | 8  | 5  | 6  | 5  | 4  | 7  | 5  | 7  | 4  | 7  | 3  | 7  | 7  | 6  | 4  | 10 | 6  | 7  | 4  | 6  | 8  | 181 |       |
| M97          | 5  | 2  | 3  | 5  | 3  | 6  | 2  | 1  | 4  | 5  | 4  | 2  | 7  | 2  | 6  | 2  | 1  | 7  | 4  | 2  | 5  | 2  | 4  | 4  | 1  | 7  | 5  | 2  | 2  | 9  | 116 |       |
| <b>Total</b> | 39 | 47 | 46 | 54 | 50 | 43 | 37 | 49 | 42 | 63 | 60 | 61 | 44 | 34 | 64 | 46 | 44 | 65 | 38 | 44 | 56 | 56 | 58 | 52 | 45 | 72 | 60 | 44 | 41 | 56 | 42  | 1552  |

## NATURE SUMMARY BY UNIT

| Response Description | M91 | M910 | M92 | M920 | M93 | M930 | M94 | M940 | M95 | M950 | M96 | M97 | Total |
|----------------------|-----|------|-----|------|-----|------|-----|------|-----|------|-----|-----|-------|
| ALARM                | 1   | 1    |     | 2    | 3   |      | 2   | 1    | 2   |      | 3   | 3   | 18    |



**Division Harris County Emerg Corps**

**911 STATISTICS REPORT FOR PERIOD 10-01-20 to 10-31-20**

11/2/2020 10:18:02 AM Page 4 of 9

| Response Description     | M91 | M910 | M92 | M920 | M93 | M930 | M94 | M940 | M95 | M950 | M96 | M97 | Total |
|--------------------------|-----|------|-----|------|-----|------|-----|------|-----|------|-----|-----|-------|
| ALLERGIC REACTION        | 2   | 1    | 2   | 1    | 1   | 1    | 1   | 1    | 1   | 1    | 1   | 1   | 11    |
| ARREST                   |     |      | 1   |      |     |      | 1   |      |     |      | 1   | 1   | 4     |
| ASSAULT                  | 13  | 6    | 13  | 16   | 14  | 6    | 13  | 12   | 9   | 1    | 11  | 9   | 123   |
| ASSIST                   | 1   |      |     | 1    |     |      |     |      |     |      |     |     | 2     |
| BITE/ATTACK              |     |      |     |      | 1   | 1    |     |      |     |      |     |     | 2     |
| CALL                     | 22  | 4    | 18  | 24   | 29  | 8    | 24  | 14   | 20  |      | 26  | 18  | 207   |
| CARBON MONOXIDE/HAZMAT   |     |      |     |      |     |      |     | 1    |     |      |     |     | 1     |
| CARDIAC                  | 14  |      | 14  | 13   | 25  | 5    | 16  | 21   | 17  | 4    | 16  | 10  | 155   |
| CARE                     |     |      |     |      |     |      | 1   |      |     |      |     |     | 1     |
| CHOKING                  | 1   |      |     | 1    |     |      | 1   |      | 1   |      | 1   | 5   | 10    |
| CITIZEN ASSIST           |     | 1    | 1   | 1    |     |      |     |      |     |      |     |     | 3     |
| COMMERCIAL BUILDING FIRE | 1   |      | 1   | 1    | 1   |      |     |      |     | 1    | 1   | 2   | 7     |
| CONVULSIONS/SEIZURES     |     |      |     |      | 8   |      |     |      |     | 2    | 2   |     | 10    |
| CVA ABNORMAL BREATHING   |     |      | 5   | 1    |     |      | 1   |      |     | 1    | 1   |     | 8     |
| CVA BREATHING NORMAL     | 1   |      |     |      |     |      |     |      |     | 1    | 1   |     | 2     |
| CVA NOT ALERT            | 1   |      | 5   | 3    | 5   |      | 1   | 4    | 1   | 2    |     |     | 22    |
| CVA SEVERE HEADACHE      | 1   |      |     | 1    |     |      |     |      |     |      | 1   | 1   | 3     |
| CVA SPEECH PROBLEM       | 1   |      |     |      |     |      |     |      |     | 1    | 1   | 2   | 9     |
| CVA WEAKNESS             | 3   |      |     | 1    | 1   |      | 3   | 2    | 4   | 5    | 5   | 1   | 30    |
| DIABETIC                 | 4   | 2    | 5   | 4    |     |      |     |      |     |      |     |     | 6     |
| DOA                      |     |      | 3   |      |     |      |     | 3    |     |      |     |     | 6     |
| DOWN                     |     |      |     |      |     |      |     |      |     |      |     |     | 2     |
| FALLS                    |     |      |     | 1    |     |      | 1   | 1    | 1   | 1    | 3   | 1   | 8     |
| FIRE                     | 3   |      | 1   |      |     |      |     |      |     |      |     |     | 4     |
| FULL ARREST              | 4   |      | 4   | 3    | 3   |      | 2   | 2    | 2   | 5    | 1   |     | 28    |
| HEADACHE                 | 3   |      |     | 4    |     |      | 2   | 2    | 1   | 3    | 1   |     | 16    |
| HEMORRHAGE/LACERATIONS   | 2   |      | 2   | 2    |     |      |     | 4    |     |      |     |     | 10    |
| INJ. PARTY FROM A FALL   | 11  | 10   | 12  | 11   | 12  | 10   | 6   | 8    | 5   | 10   | 9   | 9   | 104   |
| INJURED PARTY            | 6   | 1    | 9   | 6    | 2   | 3    | 5   | 5    | 3   | 2    | 3   | 4   | 49    |
| INVESTIGATION            |     |      |     |      |     |      |     |      |     |      |     | 1   | 1     |
| LG BRUSH/GRASS FIRE      |     | 1    |     |      |     |      |     |      |     |      |     |     | 1     |
| MED CALL                 | 1   |      |     |      |     |      |     |      |     |      |     |     | 1     |
| MEDICAL CALL             | 40  | 15   | 35  | 28   | 45  | 21   | 35  | 36   | 33  | 1    | 37  | 23  | 349   |
| MEDICAL RESPONSE         |     |      |     |      |     |      |     |      |     |      | 1   |     | 1     |
| MOTOR VEHICLE ACCIDENT   | 17  | 18   | 9   | 21   | 17  | 14   | 19  | 17   | 16  | 17   | 17  | 15  | 180   |
| Mutual Aid               |     |      |     |      |     |      |     |      |     |      |     |     | 30    |
| MVA AUTO PED             | 3   |      | 1   | 2    | 1   |      | 2   |      | 1   | 3    | 8   | 1   | 10    |
| MVA BIKE MOTORCYCLE      | 2   |      | 1   | 2    | 2   |      | 1   | 1    |     |      |     |     | 7     |
| MVA ENTRAPMENT           |     |      |     |      | 2   |      |     |      | 1   | 1    | 1   |     | 4     |
| MVA HIGH VELOCITY        | 1   |      | 1   | 1    | 1   | 4    |     |      |     |      |     |     | 7     |
| MVA INVOLVING BUS        | 1   |      | 1   | 2    | 1   |      |     | 1    | 1   |      |     |     | 7     |
| MVA NOT ALERT            |     |      |     |      | 1   |      |     |      |     |      | 1   |     | 2     |
| MVA NOT ALERT AB RESP    | 2   |      |     | 1    |     |      |     |      |     |      |     |     | 3     |
| MVA ROLL OVER            | 5   |      | 1   |      |     |      | 2   | 3    | 2   |      |     | 1   | 14    |
| MVA UNCONSCIOUS          |     |      |     |      |     |      |     |      |     | 1    |     |     | 1     |
| O.B.                     | 2   |      | 2   | 1    | 1   |      | 8   | 3    | 1   | 2    | 2   | 1   | 21    |
| ODOR                     |     |      |     |      |     |      | 1   |      |     |      |     |     | 1     |
| OVERDOSE                 | 6   |      | 2   | 11   | 4   | 3    | 4   | 4    | 1   | 1    | 6   |     | 42    |



**Division Harris County Emerg Corps**

**911 STATISTICS REPORT FOR PERIOD 10-01-20 to 10-31-20**

11/2/2020 10:18:02 AM Page 5 of 9

| Response Description     | M91        | M910      | M92        | M920       | M93        | M930       | M94        | M940       | M95        | M950      | M96        | M97        | Total       |
|--------------------------|------------|-----------|------------|------------|------------|------------|------------|------------|------------|-----------|------------|------------|-------------|
| OVERDOSE/POISONING       | 4          |           | 2          | 2          | 12         |            | 2          | 2          | 2          | 4         | 4          | 2          | 32          |
| PAIN                     |            |           | 1          | 1          |            |            |            |            |            |           |            |            | 2           |
| PARTY                    | 4          | 3         | 1          | 3          |            | 2          |            |            |            |           | 1          |            | 16          |
| PERSON                   | 8          |           | 5          | 6          | 3          | 1          | 2          | 4          | 4          | 7         | 7          | 1          | 41          |
| PERSON ON FIRE           |            |           |            |            |            |            |            |            | 1          |           | 1          |            | 2           |
| POSSIBLE D.O.A.          | 2          |           | 1          |            | 1          | 1          |            | 1          |            |           | 4          |            | 10          |
| PROBLEM                  |            |           | 2          | 2          | 6          |            | 4          | 8          | 4          |           |            |            | 26          |
| PSYCHIATRIC              | 7          | 10        | 15         | 7          | 12         | 6          | 8          | 15         | 6          | 13        | 13         | 4          | 103         |
| RESIDENTIAL FIRE         |            |           | 4          | 4          | 3          |            | 2          | 2          | 2          | 1         | 1          | 1          | 13          |
| RESIDENTIAL FIRE MULTI   |            |           |            |            |            | 1          | 1          | 1          | 1          |           | 3          |            | 6           |
| RESPIRATORY              | 23         |           | 26         | 15         | 26         | 3          | 20         | 17         | 19         | 5         | 30         | 19         | 203         |
| RESPIRATORY ARREST       | 1          |           |            |            |            |            | 1          | 1          | 1          |           |            |            | 3           |
| SEIZURES                 | 13         |           | 8          | 7          | 10         | 1          | 11         | 8          | 11         |           | 17         | 7          | 93          |
| SHOOTING                 |            |           |            |            |            |            |            | 1          | 3          |           |            |            | 4           |
| SHOOTING                 |            |           | 1          |            |            |            |            | 1          |            |           |            |            | 2           |
| STABBING / SHOOTING      | 1          |           | 3          | 4          | 1          |            | 2          | 4          | 1          | 1         | 1          | 1          | 18          |
| STROKE/CVA               |            |           |            |            | 2          |            | 2          |            |            |           |            |            | 4           |
| STRUCTURE FIRE HIGH LIFE |            |           |            |            |            |            |            |            |            |           |            |            | 1           |
| UNCONSCIOUS PARTY        | 12         |           | 9          | 18         | 10         |            | 10         | 9          | 14         | 15        | 13         | 1          | 110         |
| UNKNOWN PROBLEM          | 3          | 1         | 5          | 7          | 5          | 2          | 1          | 4          | 4          | 8         | 8          | 2          | 42          |
| VEHICLE ACCIDENT         | 8          | 14        | 2          | 6          | 3          | 12         | 8          | 2          | 6          | 4         | 4          | 6          | 71          |
| WITH EJECTION            |            |           |            |            | 1          |            |            |            |            |           |            |            | 1           |
| WITH ENTRAPMENT          |            |           | 1          |            | 2          | 1          |            |            |            | 2         |            |            | 5           |
| WITH ROLLOVER            |            |           | 1          | 1          | 1          |            | 2          | 5          | 5          |           |            |            | 10          |
| <b>Totals</b>            | <b>260</b> | <b>91</b> | <b>230</b> | <b>244</b> | <b>280</b> | <b>105</b> | <b>233</b> | <b>225</b> | <b>214</b> | <b>16</b> | <b>282</b> | <b>182</b> | <b>2362</b> |



**Division**  
Harris County Emerg Corps

# 911 STATISTICS REPORT FOR PERIOD 10-01-20 to 10-31-20

11/2/2020 10:18:02 AM Page 6 of 9

| Transported To                                     | TRANSPORT DESTINATION SUMMARY BY UNIT |           |            |            |            |           |            |            |            |           |            |            |     |             | Total |
|----------------------------------------------------|---------------------------------------|-----------|------------|------------|------------|-----------|------------|------------|------------|-----------|------------|------------|-----|-------------|-------|
|                                                    | M81                                   | M810      | M82        | M820       | M83        | M830      | M84        | M840       | M85        | M850      | M86        | M87        | M89 | M90         |       |
| BEN TAUB HOSPITAL                                  |                                       |           | 3          | 4          | 1          |           | 1          | 3          | 1          |           | 1          |            |     |             | 14    |
| FIRST CHOICE FALLBROOK                             |                                       |           |            |            | 1          |           |            |            |            |           |            |            |     |             | 1     |
| HOUSTON METHODIST THE WOODLANDS                    |                                       |           |            |            |            |           |            |            | 1          |           |            |            |     |             | 1     |
| HOUSTON NW                                         | 107                                   | 25        | 36         | 27         | 49         | 19        | 5          | 5          | 1          | 4         | 47         | 9          |     | 438         |       |
| KINGWOOD EMERGENCY CENTER                          | 1                                     | 8         | 2          | 11         |            |           | 1          |            |            |           |            | 5          |     | 28          |       |
| KINGWOOD MEDICAL CENTER                            | 3                                     | 3         | 19         | 26         | 3          |           | 42         | 28         |            | 1         | 1          | 19         |     | 144         |       |
| Lyndon B Johnson General Hospital                  | 3                                     | 4         | 14         | 9          | 5          | 8         | 14         | 12         | 1          | 1         | 2          | 5          |     | 78          |       |
| MEMORIAL HERMANN GREATER HEIGHTS                   | 6                                     | 4         | 4          | 2          | 3          | 1         | 1          |            |            |           | 3          |            |     | 20          |       |
| MEMORIAL HERMANN HOSPITAL                          | 10                                    |           | 1          | 1          |            |           | 7          | 10         | 2          |           | 5          | 6          |     | 49          |       |
| MEMORIAL HERMANN NORTHEAST                         | 8                                     | 7         | 74         | 55         | 3          | 1         | 1          | 87         | 11         | 3         | 1          | 2          |     | 388         |       |
| MEMORIAL HERMANN SUMMER CREEK EMERGENCY DEPARTMENT |                                       |           |            |            |            |           |            |            |            |           |            | 2          |     | 2           |       |
| MEMORIAL HERMANN WOODLANDS                         | 4                                     |           |            | 1          |            | 1         |            |            | 5          |           | 1          |            |     | 12          |       |
| METHODIST HOSPITAL                                 |                                       |           | 1          |            |            |           | 1          |            |            |           | 1          |            |     | 3           |       |
| METHODIST WEST CAMPUS                              |                                       |           |            |            |            |           |            |            | 1          |           |            |            |     | 1           |       |
| METHODIST WILLOWBROOK                              | 23                                    | 3         | 5          | 9          | 105        | 21        | 1          |            | 3          | 1         | 2          |            |     | 258         |       |
| METHODIST WOODLANDS HOSPITAL                       |                                       |           | 2          |            |            | 1         |            |            |            |           | 1          |            |     | 4           |       |
| NORTH CYPRESS MEDICAL CENTER                       |                                       |           |            |            |            |           |            |            |            |           |            |            |     | 1           |       |
| PEARLAND MEDICAL CENTER                            |                                       |           |            |            |            |           |            |            |            |           |            |            |     | 1           |       |
| ST JOSEPH'S HOSPITAL                               |                                       |           |            |            |            |           | 1          | 1          |            |           |            | 1          |     | 1           |       |
| ST LUKE'S MEDICAL CENTER                           | 1                                     |           |            |            |            |           |            |            |            |           |            |            |     | 1           |       |
| ST LUKE'S VINTAGE                                  | 3                                     | 1         |            |            | 1          | 3         |            | 1          | 10         |           | 20         |            |     | 63          |       |
| ST LUKE'S WOODLANDS                                |                                       |           | 1          | 1          |            |           |            |            | 1          |           |            | 4          |     | 7           |       |
| TEXAS CHILDRENS HOSPITAL                           | 2                                     | 1         | 1          | 1          |            |           | 1          |            | 1          | 1         | 4          | 1          |     | 11          |       |
| TEXAS CHILDRENS THE WOODLANDS CAMPUS               | 4                                     |           |            |            | 3          |           | 1          |            | 6          |           | 6          | 1          |     | 21          |       |
| VETERANS AFFAIRS MEDICAL CENTER                    |                                       |           |            |            |            | 2         |            |            |            |           |            |            |     | 2           |       |
| <b>Totals</b>                                      | <b>173</b>                            | <b>53</b> | <b>163</b> | <b>154</b> | <b>198</b> | <b>60</b> | <b>148</b> | <b>149</b> | <b>147</b> | <b>10</b> | <b>181</b> | <b>116</b> |     | <b>1552</b> |       |





Harris County Emerg Corps

# 911 STATISTICS REPORT FOR PERIOD 10-01-20 to 10-31-20

11/2/2020 10:18:02 AM Page 7 of 9

## DISPOSITION SUMMARY BY UNIT

| Disposition                      | D90        | D901       | HCMD1    | M91        | M910      | M92        | M920       | M93        | M930       | M94        | M940       | M95        | M950      | M96        | M97        | Total       |
|----------------------------------|------------|------------|----------|------------|-----------|------------|------------|------------|------------|------------|------------|------------|-----------|------------|------------|-------------|
| Non-EWS Disposition              | 137        | 117        | 2        |            |           |            |            |            |            |            |            |            |           |            |            | 256         |
| Accidental Activation            |            |            |          |            |           | 1          | 5          |            |            | 1          |            |            |           |            | 1          | 8           |
| Alternative Disposition          |            |            |          |            |           |            |            |            |            |            |            |            |           | 1          |            | 1           |
| Call Cancelled                   |            |            |          | 1          | 2         | 3          | 4          | 4          | 1          | 4          | 3          | 5          |           | 4          | 2          | 29          |
| Call Cancelled, Call Out of Ter  |            |            |          | 1          |           |            |            |            |            |            |            |            |           |            |            | 1           |
| Call Cancelled, Call Referred    |            |            |          |            |           |            | 1          |            | 1          | 2          |            |            |           |            |            | 4           |
| Call Complete                    |            |            |          | 173        | 57        | 166        | 166        | 186        | 63         | 157        | 152        | 143        | 11        | 170        | 117        | 1661        |
| Call Complete, Fire - Call Comp  |            |            |          |            |           |            | 1          |            |            |            |            |            |           |            |            | 1           |
| Call Out of Territory            |            |            |          |            |           |            |            |            |            |            |            |            |           |            |            | 2           |
| Call Out of Territory, Disregar  |            |            |          |            |           |            |            |            |            |            |            |            |           |            |            | 1           |
| Call Reassigned                  |            |            |          |            |           |            |            |            |            |            |            |            |           |            |            | 1           |
| Call Referred                    |            |            |          | 7          | 2         | 7          | 10         | 4          | 2          | 11         | 5          | 1          | 4         | 3          | 4          | 60          |
| Call Referred, Disregar          |            |            |          | 1          |           |            |            |            |            |            |            |            |           |            |            | 1           |
| Call Unfounded                   |            |            |          | 2          |           |            | 3          | 1          | 1          | 2          | 2          | 3          |           | 6          | 2          | 20          |
| Call Unfounded, No Medical, No P |            |            |          |            |           |            | 1          |            |            |            |            |            |           |            |            | 1           |
| Clear Hospital                   |            |            |          |            | 2         | 1          | 1          | 1          | 1          | 1          |            |            |           | 1          |            | 6           |
| Death on Scene                   |            |            |          | 4          | 2         | 4          | 1          | 2          | 1          | 4          | 4          | 3          |           | 5          |            | 24          |
| Disregard                        |            |            |          | 14         | 2         | 9          | 4          | 11         | 2          | 6          | 6          | 7          | 1         | 17         | 11         | 90          |
| Disregard by Alarm Co            |            |            |          | 1          |           |            |            |            | 1          | 1          | 1          | 1          |           |            |            | 4           |
| Fire - Call Complete             |            |            |          | 6          | 1         | 1          | 1          | 9          | 7          | 3          |            | 6          |           | 15         | 2          | 51          |
| Fire - Fire Extinguished         |            |            |          |            |           |            |            |            |            |            |            |            |           | 1          |            | 1           |
| Fire - First Responder only      |            |            |          |            |           | 1          |            |            |            |            |            |            |           |            |            | 1           |
| Fire - Investigated No Hazard    |            |            |          |            |           |            |            |            |            |            |            |            |           |            |            | 1           |
| Fire - Settled at Scene          |            |            |          |            |           |            |            |            |            |            |            |            |           |            | 1          | 1           |
| No Medical                       |            |            |          |            |           |            |            | 1          |            |            |            |            |           |            |            | 1           |
| No Patient Contact               |            |            |          | 4          | 1         | 5          | 6          | 6          | 1          | 3          | 10         | 5          |           | 1          | 1          | 4           |
| Patient Gone on Arrival          |            |            |          | 1          | 1         | 4          |            | 1          | 1          | 1          | 1          | 1          |           | 5          | 4          | 44          |
| Public Assist Only               |            |            |          | 1          | 1         | 1          | 3          | 5          | 1          | 1          | 1          | 1          |           | 1          | 2          | 8           |
| Refusal AMA                      |            |            |          |            |           |            | 1          |            |            |            |            |            |           |            |            | 1           |
| Refusal Parental                 |            |            |          | 43         | 23        | 28         | 39         | 41         | 25         | 44         | 37         | 28         |           | 46         | 35         | 389         |
| Test Call                        |            |            |          | 3          |           | 6          | 4          | 2          | 2          | 2          | 2          | 6          |           | 2          |            | 25          |
| <b>Totals</b>                    | <b>137</b> | <b>117</b> | <b>2</b> | <b>260</b> | <b>91</b> | <b>230</b> | <b>244</b> | <b>280</b> | <b>105</b> | <b>233</b> | <b>225</b> | <b>214</b> | <b>16</b> | <b>278</b> | <b>182</b> | <b>2614</b> |



**Division**  
**Harris County Emerg Corps**

**911 STATISTICS REPORT FOR PERIOD 10-01-20 to 10-31-20**

| Disposition                      | NO TRANSPORT DISPOSITION SUMMARY BY UNIT |           |           |           |           |           |           |           |           |          |           |           |          |          |          |            | Total |
|----------------------------------|------------------------------------------|-----------|-----------|-----------|-----------|-----------|-----------|-----------|-----------|----------|-----------|-----------|----------|----------|----------|------------|-------|
|                                  | M81                                      | M910      | M92       | M920      | M93       | M930      | M94       | M940      | M95       | M950     | M96       | M97       | Total    |          |          |            |       |
| Accidental Activation            |                                          |           |           | 1         | 5         |           | 1         |           |           |          |           |           | 1        |          |          | 8          |       |
| Alternative Disposition          |                                          |           |           |           |           |           |           |           |           |          |           |           |          |          |          |            |       |
| Call Cancelled                   | 1                                        |           | 2         | 3         | 2         | 1         | 2         | 3         | 4         |          | 1         |           | 2        |          |          | 23         |       |
| Call Cancelled, Call Out of Ter  | 1                                        |           |           |           |           |           |           |           |           |          | 3         |           | 2        |          |          | 4          |       |
| Call Cancelled, Call Referred    |                                          |           |           |           | 1         |           | 1         | 2         |           |          |           |           |          |          |          | 4          |       |
| Call Complete                    | 3                                        | 5         | 3         | 6         | 2         | 5         | 6         | 5         | 4         |          | 1         |           | 2        |          |          | 42         |       |
| Call Complete, Fire - Call Comp  |                                          |           |           | 1         |           |           |           |           |           |          |           |           |          |          |          | 1          |       |
| Call Out of Territory            |                                          |           |           |           |           |           |           |           | 2         |          |           |           |          |          |          | 2          |       |
| Call Out of Territory, Disregar  |                                          |           |           |           |           |           |           |           | 1         |          |           |           |          |          |          | 1          |       |
| Call Reassigned                  |                                          |           |           |           |           |           |           |           |           |          |           |           |          |          |          |            |       |
| Call Referred                    | 7                                        | 2         | 7         | 10        | 4         | 2         | 11        | 5         | 1         | 4        | 3         | 4         |          |          |          | 60         |       |
| Call Referred, Disregar          | 1                                        |           |           |           |           |           |           |           |           |          |           |           |          |          |          | 1          |       |
| Call Unfounded                   | 2                                        |           |           | 3         | 1         | 1         |           | 2         | 3         |          | 2         | 2         |          |          |          | 16         |       |
| Call Unfounded, No Medical, No P |                                          |           |           | 1         |           |           |           |           |           |          |           |           |          |          |          | 1          |       |
| Death on Scene                   | 4                                        |           | 4         | 1         | 2         | 1         |           | 4         | 3         |          | 5         |           |          |          |          | 24         |       |
| Disregard                        | 14                                       | 2         | 9         | 4         | 11        | 2         | 6         | 6         | 7         | 1        | 13        | 11        |          |          |          | 86         |       |
| Disregard by Alarm Co            |                                          |           |           |           |           |           |           |           |           |          |           |           |          |          |          |            |       |
| Fire - Call Complete             | 1                                        |           |           |           |           |           | 1         | 1         |           |          |           |           |          |          |          | 4          |       |
| Fire - Fire Extinguished         | 6                                        | 1         | 1         | 1         | 7         | 6         | 3         |           | 6         |          | 11        | 2         |          |          |          | 44         |       |
| Fire - First Responder only      |                                          |           |           |           |           |           |           |           |           |          | 1         |           |          |          |          | 1          |       |
| Fire - Investigated No Hazard    |                                          |           |           | 1         |           |           |           |           |           |          |           |           |          |          |          | 1          |       |
| Fire - Settled at Scene          |                                          |           |           |           |           |           |           |           |           |          |           |           | 1        |          |          | 1          |       |
| No Medical                       |                                          |           |           |           |           |           |           |           |           |          |           |           |          |          |          |            |       |
| No Patient Contact               | 4                                        | 1         |           | 5         | 6         | 1         | 3         | 10        | 5         |          | 5         |           |          |          |          | 2          |       |
| Patient Gone on Arrival          |                                          | 1         |           |           |           | 1         |           | 1         |           |          |           |           |          |          |          | 44         |       |
| Public Assist Only               | 1                                        |           | 1         | 3         | 5         | 1         | 1         | 1         | 1         |          | 1         |           |          |          |          | 8          |       |
| Refusal AMA                      |                                          |           |           |           |           |           |           |           |           |          |           |           |          |          |          |            |       |
| Refusal Parental                 | 43                                       | 23        | 28        | 39        | 40        | 24        | 44        | 36        | 27        |          | 46        | 33        |          |          |          | 383        |       |
| Test Call                        | 3                                        |           | 6         | 4         | 2         |           | 2         | 2         | 6         |          | 2         |           |          |          |          | 25         |       |
| <b>Totals</b>                    | <b>90</b>                                | <b>37</b> | <b>66</b> | <b>84</b> | <b>90</b> | <b>45</b> | <b>79</b> | <b>77</b> | <b>72</b> | <b>5</b> | <b>94</b> | <b>65</b> | <b>1</b> | <b>1</b> | <b>1</b> | <b>804</b> |       |



**Division**  
**Harris County Emerg Corps**

**911 STATISTICS REPORT FOR PERIOD 10-01-20 to 10-31-20**

11/2/2020 10:18:02 AM Page 9 of 9

**MUTUAL AID PROVIDED BY YOUR DISTRICT**

| Incident ID | Date       | Time     | Unit   | Problem                       | Provided To          | Map  | Call Disposition     |
|-------------|------------|----------|--------|-------------------------------|----------------------|------|----------------------|
| 20-10-41972 | 10/04/2020 | 13:47:58 | M94    | RESIDENTIAL FIRE              | HC-Agency Unknown    | 335Q | FIRE - CALL COMPLETE |
| 20-10-41983 | 10/04/2020 | 15:14:14 | M97    | 28C02J CVA ABNORMAL BREATHING | Atascocita FD        | 376E | CALL COMPLETE        |
| 20-10-42114 | 10/05/2020 | 11:09:16 | CHP1   | 6D01O RESPIRATORY             | Westfield FD         | 413D | CALL COMPLETE        |
| 20-10-42143 | 10/05/2020 | 14:26:33 | TEST   | 9E01 FULL ARREST              | Westfield FD         | 414G | CALL COMPLETE        |
| 20-10-42253 | 10/06/2020 | 10:46:23 | M97    | 10C03 CARDIAC                 | Atascocita FD        | 337X | CALL COMPLETE        |
| 20-10-42314 | 10/06/2020 | 17:02:59 | M97    | OVERDOSE/POISONING            | Atascocita FD        | 376G | CALL COMPLETE        |
| 20-10-42419 | 10/07/2020 | 11:20:14 | M97    | 21D03T MEDICAL CALL           | Atascocita FD        | 337Z | CALL COMPLETE        |
| 20-10-42995 | 10/11/2020 | 02:01:41 | M97    | 4D03A ASSAULT                 | Atascocita FD        | 337Y | CALL COMPLETE        |
| 20-10-43283 | 10/12/2020 | 16:24:03 | M93    | 26A01 MEDICAL CALL            | CC-Cypress Creek EMS | 370Y | REFUSAL AMA          |
| 20-10-43356 | 10/13/2020 | 02:01:17 | M96    | RESPIRATORY                   | HC-Agency Unknown    | 411P | CALL COMPLETE        |
| 20-10-43413 | 10/13/2020 | 13:48:20 | M92    | 6D04 RESPIRATORY              | Atascocita FD        | 338W | CALL COMPLETE        |
| 20-10-43685 | 10/15/2020 | 11:43:50 | M95    | 6D02 RESPIRATORY              | HC-Agency Unknown    | 252K | CALL CANCELLED       |
| 20-10-43692 | 10/16/2020 | 17:20:59 | M97    | 17B01G INJ. PARTY FROM A FALL | Atascocita FD        | 337U | CALL COMPLETE        |
| 20-10-43976 | 10/17/2020 | 09:53:31 | M97    | APARTMENT FIRE                | HC-Agency Unknown    | 375D | DISREGARD            |
| 20-10-44039 | 10/17/2020 | 17:44:34 | M97    | 29D02M MVA AUTO PED           | Atascocita FD        | 338S | REFUSAL AMA          |
| 20-10-44259 | 10/19/2020 | 09:36:12 | M97    | 31A2 UNCONSCIOUS PARTY        | Atascocita FD        | 377C | CALL COMPLETE        |
| 20-10-44426 | 10/20/2020 | 12:31:07 | M94    | 17A02 INJ. PARTY FROM A FALL  | Atascocita FD        | 376D | CALL COMPLETE        |
| 20-10-44995 | 10/24/2020 | 07:50:02 | M93    | MVA WITH ENTRAPMENT           | CC-Cypress Creek EMS | 370S | FIRE - CALL COMPLETE |
| 20-10-45346 | 10/26/2020 | 11:52:11 | PPE    | SICK PERSON                   | Westfield FD         | 414P | CALL COMPLETE        |
| 20-10-45399 | 10/26/2020 | 15:45:55 | M97    | 26A06 MEDICAL CALL            | Atascocita FD        | 376M | CALL COMPLETE        |
| 20-10-45408 | 10/26/2020 | 17:08:55 | M97    | 5A01 MEDICAL CALL             | Atascocita FD        | 377C | CALL COMPLETE        |
| 20-10-45545 | 10/27/2020 | 15:37:07 | M97    | MOTOR VEHICLE ACCIDENT        | Atascocita FD        | 376C | CALL COMPLETE        |
| 20-10-45584 | 10/27/2020 | 20:17:15 | M97    | PSYCHIATRIC                   | HC-Agency Unknown    | 376A | REFUSAL AMA          |
| 20-10-45951 | 10/30/2020 | 06:10:43 | PPE    | 13C01C DIABETIC               | Westfield FD         | 414E | CALL COMPLETE        |
| 20-10-45984 | 10/30/2020 | 11:41:00 | STROKE | 28C01F CVA NOT ALERT          | Westfield FD         | 414H | CALL COMPLETE        |
| 20-10-46171 | 10/31/2020 | 14:56:04 | M97    | 26A01 MEDICAL CALL            | Atascocita FD        | 377B | CALL COMPLETE        |

**Total Mutual Aid Responses Provided By Your District: 26**

**MUTUAL AID PROVIDED TO YOUR DISTRICT**

\*\* None Received \*\*

**HARRIS COUNTY EMERGENCY CORPS  
BUDGET VS ACTUAL  
Month and Year to Date Ending 9/30/2020**

|                                                  | September           |                     |                     | 2020YTD              |                      |                             |
|--------------------------------------------------|---------------------|---------------------|---------------------|----------------------|----------------------|-----------------------------|
|                                                  | Actual              | Budget              | Variance            | Actual               | Budget               | % Variance                  |
| <b>REVENUE</b>                                   |                     |                     |                     |                      |                      |                             |
| Ambulance Services, Net                          | \$ 1,623,500        | \$ 1,592,726        | \$ 30,774           | \$ 15,276,710        | \$ 14,334,537        | \$ 942,173 6.6%             |
| Dispatch Services                                | \$ 28,348           | \$ 29,622           | \$ (1,274)          | \$ 280,978           | \$ 266,601           | \$ 14,377 5.4%              |
| Special Events                                   | \$ 28,436           | \$ 82,907           | \$ (54,470)         | \$ 286,628           | \$ 746,160           | \$ (459,532) (61.6%)        |
| Training and Education                           | \$ 1,460            | \$ 4,000            | \$ (2,540)          | \$ 8,577             | \$ 36,000            | \$ (27,423) (76.2%)         |
| Misc/Investment Revenue                          | \$ 5,765            | \$ 3,594            | \$ 2,171            | \$ 152,287           | \$ 32,342            | \$ 119,946 370.9%           |
| <b>TOTAL REVENUE</b>                             | <b>\$ 1,687,509</b> | <b>\$ 1,712,849</b> | <b>\$ (25,340)</b>  | <b>\$ 16,005,180</b> | <b>\$ 15,415,639</b> | <b>\$ 589,541 3.8%</b>      |
| <b>EXPENSES</b>                                  |                     |                     |                     |                      |                      |                             |
| Payroll                                          | \$ 1,025,740        | \$ 961,094          | \$ 64,646           | \$ 9,096,170         | \$ 8,649,849         | \$ 446,321 5.2%             |
| Business Expenses                                | \$ 12,877           | \$ 18,392           | \$ (5,515)          | \$ 148,234           | \$ 165,525           | \$ (17,291) (10.4%)         |
| Books/Subscriptions/Memberships                  | \$ -                | \$ 2,858            | \$ (2,858)          | \$ 7,009             | \$ 25,723            | \$ (18,715) (72.8%)         |
| Computer Support                                 | \$ 33,357           | \$ 32,917           | \$ 441              | \$ 268,600           | \$ 296,250           | \$ (27,650) (9.3%)          |
| Contract Services                                | \$ 55,952           | \$ 55,583           | \$ 368              | \$ 471,522           | \$ 500,250           | \$ (28,728) (5.7%)          |
| Depreciation/Amortization                        | \$ 17,472           | \$ -                | \$ 17,472           | \$ 146,904           | \$ -                 | \$ 146,904 0.0%             |
| Education/Tuition                                | \$ (269)            | \$ 12,042           | \$ (12,310)         | \$ 39,924            | \$ 108,375           | \$ (68,451) (63.2%)         |
| Fuel                                             | \$ 19,721           | \$ 17,500           | \$ 2,221            | \$ 140,202           | \$ 157,500           | \$ (17,298) (11.0%)         |
| Furniture/Equipment, Non-Capital                 | \$ 5,848            | \$ 15,250           | \$ (9,402)          | \$ 197,332           | \$ 137,253           | \$ 60,079 43.8%             |
| Employee-Related Expenses                        | \$ 6,929            | \$ 17,500           | \$ (10,571)         | \$ 123,788           | \$ 157,500           | \$ (33,712) (21.4%)         |
| Insurance                                        | \$ 215,127          | \$ 211,219          | \$ 3,908            | \$ 1,863,528         | \$ 1,900,968         | \$ (37,440) (2.0%)          |
| Marketing                                        | \$ 7,086            | \$ 833              | \$ 6,253            | \$ 10,410            | \$ 7,500             | \$ 2,910 38.8%              |
| Med Supp/Oxygen/Emergency                        | \$ 83,855           | \$ 45,833           | \$ 38,022           | \$ 817,152           | \$ 412,500           | \$ 404,652 98.1%            |
| Office Supplies/Consumables                      | \$ 2,666            | \$ 4,250            | \$ (1,584)          | \$ 44,027            | \$ 38,250            | \$ 5,777 15.1%              |
| Printing/Mailing                                 | \$ 1,143            | \$ 542              | \$ 601              | \$ 6,423             | \$ 4,875             | \$ 1,548 31.8%              |
| Rents/Rentals                                    | \$ 55,306           | \$ 55,843           | \$ (537)            | \$ 486,302           | \$ 502,585           | \$ (16,283) (3.2%)          |
| Repair/Maintenance                               | \$ 27,528           | \$ 25,958           | \$ 1,569            | \$ 283,417           | \$ 233,625           | \$ 49,792 21.3%             |
| Travel/Meetings                                  | \$ 7,113            | \$ 17,083           | \$ (9,970)          | \$ 61,024            | \$ 153,750           | \$ (92,725) (60.3%)         |
| Uniforms                                         | \$ 8,269            | \$ 9,750            | \$ (1,481)          | \$ 70,786            | \$ 87,750            | \$ (16,964) (19.3%)         |
| Utilities/Telecommunication                      | \$ 65,099           | \$ 28,133           | \$ 36,965           | \$ 333,626           | \$ 253,200           | \$ 80,426 31.8%             |
| <b>TOTAL EXPENSES</b>                            | <b>\$ 1,650,819</b> | <b>\$ 1,532,581</b> | <b>\$ 118,238</b>   | <b>\$ 14,616,381</b> | <b>\$ 13,793,229</b> | <b>\$ 823,152 6.0%</b>      |
| <b>CHANGES IN NET ASSETS BEFORE GAINS/LOSSES</b> | <b>\$ 36,690</b>    | <b>\$ 180,268</b>   | <b>\$ (143,578)</b> | <b>\$ 1,388,799</b>  | <b>\$ 1,622,410</b>  | <b>\$ (233,611) (14.4%)</b> |
| Gains/Losses                                     | \$ -                | \$ -                | \$ -                | \$ -                 | \$ -                 | \$ - 0.0%                   |
| <b>CHANGES IN NET ASSETS</b>                     | <b>\$ 36,690</b>    | <b>\$ 180,268</b>   | <b>\$ (143,578)</b> | <b>\$ 1,388,799</b>  | <b>\$ 1,622,410</b>  | <b>\$ (233,611) (14.4%)</b> |

For Internal Management Use Only

**HARRIS COUNTY EMERGENCY CORPS.**  
**STATEMENT OF FINANCIAL POSITION**  
*As of 9/30/2020*

|                                                | 8/31/2020            | 9/30/2020            |
|------------------------------------------------|----------------------|----------------------|
| <b>ASSETS</b>                                  |                      |                      |
| <i>Current Assets</i>                          |                      |                      |
| <i>Cash and Cash Equivalents</i>               | \$ 5,993,034         | \$ 6,098,612         |
| <i>Accounts Receivable, Net</i>                | \$ 7,485,572         | \$ 7,372,160         |
| <i>Prepays</i>                                 | \$ 243,829           | \$ 263,236           |
| <i>Other Assets - Short Term</i>               |                      |                      |
| <b>Total Current Assets</b>                    | <b>\$ 13,722,435</b> | <b>\$ 13,734,008</b> |
| <i>Fixed Assets</i>                            |                      |                      |
| <i>Furniture &amp; Equipment</i>               | \$ 1,594,631         | \$ 1,594,631         |
| <i>Software</i>                                | \$ 925,508           | \$ 925,508           |
| <i>Vehicles</i>                                | \$ 1,367,962         | \$ 1,367,962         |
| <i>Leasehold Improvements</i>                  | \$ 636,788           | \$ 636,788           |
| <i>Work in Process</i>                         | \$ 254,610           | \$ 134,962           |
| <i>Buildings</i>                               | \$ 578,859           | \$ 578,859           |
| <i>Land &amp; Land Improvements</i>            | \$ 593,075           | \$ 593,075           |
| <i>Customer Accounts</i>                       | \$ 331,655           | \$ 331,655           |
| <i>Accumulated Depreciation/Amortization</i>   | \$ (4,614,731)       | \$ (4,632,203)       |
| <b>Total Fixed Assets</b>                      | <b>\$ 1,668,356</b>  | <b>\$ 1,531,237</b>  |
| <i>Other Assets</i>                            |                      |                      |
| <i>Security Deposits</i>                       | \$ 2,049,661         | \$ 2,052,829         |
| <i>Deferred Loss on Lease Term - Long Term</i> |                      |                      |
| <b>TOTAL ASSETS</b>                            | <b>\$ 17,440,453</b> | <b>\$ 17,318,073</b> |
| <b>LIABILITIES &amp; EQUITY</b>                |                      |                      |
| <i>Liabilities</i>                             |                      |                      |
| <i>Accounts Payable</i>                        | \$ 360,008           | \$ 146,099           |
| <i>Payroll</i>                                 | \$ 511,435           | \$ 566,275           |
| <i>NP - BBVA - Short Term</i>                  |                      |                      |
| <i>Other Liabilities Short Term</i>            | \$ 584               | \$ 584               |
| <b>Total Current Liabilities</b>               | <b>\$ 872,027</b>    | <b>\$ 712,958</b>    |
| <i>Long Term Liabilities</i>                   |                      |                      |
| <i>NP - BBVA Long Term</i>                     |                      |                      |
| <i>Long Term Liabilities</i>                   | \$ -                 | \$ -                 |
| <b>Total Liabilities</b>                       | <b>\$ 872,027</b>    | <b>\$ 712,958</b>    |
| <i>Net Assets</i>                              |                      |                      |
| <i>Unrestricted Net Assets</i>                 | \$ 15,216,316        | \$ 15,216,316        |
| <i>Change in Net Assets</i>                    | \$ 1,352,109         | \$ 1,388,799         |
| <b>Total Net Assets</b>                        | <b>\$ 16,568,425</b> | <b>\$ 16,605,115</b> |
| <b>TOTAL LIABILITIES &amp; EQUITY</b>          | <b>\$ 17,440,453</b> | <b>\$ 17,318,073</b> |

For Internal Management Use Only

# HCEC Reserve Program Update

## Reserves by Certification      October 2020

|              |          | Hours Volunteered this month | Hours Volunteered Cumulative 2020 To-date |
|--------------|----------|------------------------------|-------------------------------------------|
| EMT-P        | 1        |                              |                                           |
| AEMT         | 2        |                              |                                           |
| EMT-B        | 3        |                              |                                           |
| <b>Total</b> | <b>6</b> | <b>59</b>                    | <b>716</b>                                |

**Notes:**

- John Irwin has started working on a remodeled reserve website page.
- Reserves riding with FTOs – Followed up with Jane, but too many trainees to try to offer any slots to reserves. The addition of FTO1s increases the number to 16 crews reserves cannot ride with.
- HCEC reserve recruitment is still suspended because of COVID