



HARRIS COUNTY EMERGENCY SERVICES DISTRICT #1

BOARD OF COMMISSIONERS
REGULAR MEETING

Meeting Date: Tuesday October 27, 2020
Meeting Time: 9:00 a.m.
Posting Date: Wednesday, October 21, 2020

Location: 2800 Aldine Bender Rd.
Houston, TX 77032

AGENDA

1. Call to order
2. Moment of Silence and Pledge of Allegiance
3. Roll Call of Commissioners
4. Adoption of agenda
5. Open Forum*
6. Open Comments from the Board of Commissioners
7. Review and possibly approve all Meeting Minutes
8. Report from Building Committee
9. Possible action on Building Committee report
10. Discuss and possibly approve the Morton Accounting Services' monthly report and authorize payment of bills
11. Possible action on The Morton Accounting Services' monthly report
12. Discuss and possibly approve furniture for EMS Station 97
13. Harris County Emergency Corps Report (JH)
14. Possible action on Harris County Emergency Corps Report
15. Adjourn to closed session
 - a. Meeting closed for the purposes to deliberate the appointment, employment, evaluation, reassignment, duties, discipline, or dismissal of a public employee, up to and including Commissioners, Executive Director, Director(s) and potential appointees to the Board of Commissioners - Tex. Gov't Code § 551.074(a) (1).
 - b. Confer with attorney re: pending or threatened litigation - Tex. Gov't Code § 551.071(1) (A).
 - c. Receive advice from attorney regarding legal issues - Tex. Gov't Code § 551.071(2).
 - d. Discussion regarding the purchase, exchange, lease, or value of real property - Tex. Gov't Code § 551.072.
16. Possible action on closed session
17. Announce next Board meeting
18. Adjourn

APPROVED
 Document approved by Harris County ESD-1
 Board of Commissioners
 By a Majority Vote
 on 10-27-20 (Date)
 President of ESD-1
 Secretary of ESD-1

HARRIS COUNTY EMERGENCY SERVICES
DISTRICT #1


Caryn Papantonakis
Attorney for the District



*Persons wishing to speak before the board may speak one time only and will be limited to 5 minutes per speaker



Harris County Emergency Services District 1
2800 Aldine Bender Road
Houston, Texas 77032

REGULAR BOARD OF COMMISSIONERS MEETING
October 27, 2020
SIGN-IN SHEET

Office: (281) 449-3131
Fax: (281) 227-3335
Email: info@hcec.com



Harris County Emergency Services District 1
2800 Aldine Bender Road
Houston, Texas 77032

REGULAR BOARD MEETING
October 27, 2020
ROLL CALL OF COMMISSIONERS

CATHY SUNDAY, PRESIDENT

SHIRLEY REED, VICE PRESIDENT 0910

FRED SCIBUOLA, TREASURER

APPROVED

Document approved by Harris County ESD-1
Board of Commissioners
By a Majority Vote

VIRGINIA BAZAN, SECRETARY

on 10-27-20 (Date)

PETE SERNA, ASSISTANT TREASURER

[Signature]
President of ESD-1
[Signature]
Secretary of ESD-1

CARYN PAPANTONAKIS, LEGAL COUNSEL TO BOARD

~~~~~

JEREMY HYDE, HCEC PRESIDENT

HEATH WHITE, HCEC VP OF OPERATIONS

KEIR VERNON, HCEC VP OF ADMINISTRATION

MARK SMITH, HCEC GENERAL COUNSEL



**HARRIS COUNTY EMERGENCY SERVICES DISTRICT #1  
BOARD OF COMMISSIONERS  
SPECIAL MEETING  
MINUTES – September 22, 2020**

1. **Call to Order:** Cathy Sunday called the meeting to order at 9:00 am.
2. **Moment of Silence and Pledge of Allegiance:** Cathy Sunday called for a moment of silence excluding the Pledge of Allegiance due to the special meeting being via conference call.
3. **Roll Call of Commissioners:** Present at call to order were HCESD-1 Commissioners: President Cathy Sunday, Treasurer Fred Scibuola, Asst. Treasurer Pete Serna, and Melissa Morton of Morton Accounting Services along with Legal Counsel Caryn Papantonakis. Also present were Harris County Emergency Corps (HCEC) personnel: President Jeremy Hyde, Vice President Heath White and Executive Administrative Asst. Michelle Sterling. Vice President Shirley Reed and Secretary Virginia Bazan were not present.
4. **Adoption of Agenda:** Fred Scibuola made a motion to adopt the agenda as presented. Motion carried.
5. **Open Forum:** None.
6. **Public hearing on proposed tax increase:** No visitors present.
7. **Adjourn to closed session:** None.
8. **Possible action on closed session:** None.
9. **Adjourn:** Fred Scibuola made a motion to adjourn. Motion carried. Meeting adjourned at 9:30 am.

**APPROVED**

Document approved by Harris County ESD-1  
Board of Commissioners

By a Majority Vote

on 10-27-20 (Date)

  
\_\_\_\_\_  
President of ESD-1

  
\_\_\_\_\_  
Secretary of ESD-1



**APPROVED**

Document approved by Harris County ESD-1

Board of Commissioners

By a Majority Vote

on 10-27-20 (Date)

President of ESD-1

Secretary of ESD-1

Harris County Emergency Services District 1

2800 Aldine Bender Road

Houston, Texas 77032

Page 1 of 3

**HARRIS COUNTY EMERGENCY SERVICES DISTRICT #1  
BOARD OF COMMISSIONERS  
REGULAR MEETING  
MINUTES – September 22, 2020**

1. **Call to Order:** Fred Scibuola called the meeting to order at 9:30 am.
2. **Moment of Silence and Pledge of Allegiance:** Fred Scibuola called for a moment of silence at 9:30 but excluded the Pledge of Allegiance due to the meeting being via conference call.
3. **Roll Call of Commissioners:** Present at call to order were HCESD-1 Commissioners: President Cathy Sunday, Vice President Shirley Reed (arrival a 9:49 am), Treasurer Fred Scibuola, Asst. Treasurer Pete Serna, and Melissa Morton with Morton Accounting Services along with Legal Counsel Caryn Papantonakis. Also present were Harris County Emergency Corps (HCEC) personnel: President Jeremy Hyde, Vice President Heath White, Vice President of Administration Keir Vernon, and Executive Administrative Asst. Michelle Sterling. Guests present were Michael Medwedeff with AG/CM. Secretary Virginia Bazan was not present.
4. **Adoption of Agenda:** Agenda items 8 and 9 will be removed. Fred Scibuola made a motion to adopt the agenda as amended. Motion carried.
5. **Open Forum:** None.
6. **Open Comments from the Board of Commissioners:** None.
7. **Review and possibly approve all Meeting Minutes:** Motion to approve all meeting minutes as presented was made by Fred Scibuola. Motion carried.
8. **Report from Education for EMS Commissioner Working Group:** Tabled.
9. **Possible action on the Education for EMS Commissioners Working Group's report:** Tabled.
10. **Report from Building Committee:** Mr. Michael Medwedeff gave the report as follows: All outstanding items previously on punch list for Station 92 and 94 have been completed with the exception of the potential engineering issues that Jeremy discussed in the last meeting. Those items will be started soon. Construction Masters is aware that the Formica is coming loose on the top edge of the doors and he will follow up. Existing fence at Station 94 was left standing and will be taken care of early next week. Station 97: Metal panel installation is ongoing and expected to finish by the 25<sup>th</sup>. Outstanding punch list items being completed currently. The canopy is being installed and the store front installation is completed. CenterPoint Energy has not sent correct crew for permanent power but they are working on getting them there next week. They are currently closing up walls and ceiling. HVAC and mechanical is also being completed next week. Installation of irrigation, landscaping, and interior finishes will be ongoing throughout October. There is a 2 week delay on the project. Completion date projected for mid-November. Project costs include Pay App #9 for the month of August to Construction Masters. The contingency fund is in healthy standing. There are a couple of projected change orders for the conduit to shared gate as well as the outdoor ceiling fan and post mounted in the bay. No motion needed at this time.

[info@hcesd-1.org](mailto:info@hcesd-1.org)

Phone: 281-449-3131

Fax: 281-227-3335

11. **Possible action on Building Committee report:** None.
12. **Discuss and possibly approve The Morton Accounting Services' monthly report and authorize payment of bills:** At the beginning of August, the Harris County Emergency Services District No 1 (HCESD No 1) beginning Operating Fund Balance was \$16,553,902. During the month, HCESD No 1 received \$141,544 in revenue – the majority of which came from the county tax receipts. HCESD No 1 processed \$1,709,354 in disbursements during the month. 87% of this balance is a payment to HCEC for the monthly services related to Contract Revenue (\$1,491,110). The ending balance as of August 31, 2020 is \$14,986,092. The invoices pending board approval total \$1,841,028. Motion to approve the Morton Accounting Services' monthly report and authorize payment of bills was made by Fred Scibuola. Motion carried.
13. **Possible action on The Morton Accounting Services' monthly report:** None.
14. **Discuss and possibly approve 2021 budget:** Mrs. Morton gave a summary of the budget which is based upon the pending approval of tax rate .097. There was an increase in revenue of \$1.2 million. There is a projection that Station 97 will be completed by end of year and will need to furnish next year. There were some minor changes to some items, however, none being significant. Mrs. Morton will further research the differences between the governmental prime account and TX Class. Prosperity Bank, at .4 is earning higher than TX Class currently. Motion to approve the 2021 budget was made by Fred Scibuola. Motion carried.
15. **Discuss and possibly approve resolution adopting tax rate:** The proposed tax rate is 0.097210 per \$100 discussed during the special meeting. Motion to approve adopting tax rate made by Pete Serna of 0.097210. Motion carried.
16. **Harris County Emergency Corps Report:** HCEC report was given by Mr. Hyde as follows:
  - HCEC responded to 2019 911 calls this month, compared to 1871 in the previous month. Response time is 8:15.
  - HCEC is still receiving adequate PPE stock from the state.
  - HCEC is in the process of implementing FirstWatch, a software to monitor our system performance in real time.
  - HCEC issued a return to work order for its non-essential staff this month. As of now, everyone is working from the office.
  - HCEC resumed EMS education classes with safety and distancing measures in place.
  - Harris County Fire Marshalls Office' emergency management plan is included in the documents for review. It is recommended to adopt their plan as it is.
  - A Resolution honoring Keir Vernon was presented.
  - Ambulance Failures: 14 (0 during response/patient care)
  - Fleet Accident: 0

A motion was made by Fred Scibuola to approve the Harris County Emergency Corps report. Motion carried.
17. **Possible action on Harris County Emergency Corps Report:** Mr. Hyde made a request that the ESD adopt a resolution to honor the birthday of Keir Vernon. Cathy Sunday made the motion to approve. Motion carried.
18. **Adjourn to closed session:** None.
19. **Possible action on closed session:** None.

20. **Announce next Board meeting:** The Regular Board of Commissioners meeting will be held on Tuesday, October 27 at 9:00 am.
21. **Adjourn:** Fred Scibuola made a motion to adjourn. Motion carried. Meeting adjourned at 10:48 am.



**HOUSTON**  
3200 Wilcrest Drive  
Suite 100  
Houston, TX 77042  
Ofc 713/ 316-4506  
www.agcm.com

October 26, 2020

Harris County Emergency Corps  
Attn. Jeremy Hyde  
2800 Aldine Bender Rd.  
Houston, TX

Dear Jeremy:

SUBJECT: October 2020 Board Update - Station 92/94 & 97

**Project Progress:**

92/94 - REMAINING ITEMS:

92/94 – Double Doors into Conference Room/Dispatch were not correct doors with hardware sets specified. OUTSTANDING –

92/94 – Closeout Documents (Operation and Maintenance, Record Drawings, Owner Training, Attic Stock etc.).

94 – Demolish Existing 94 –

92/94 – Various Warranty items that need to be addressed by contractor within the 1 year warranty period. COMPLETE

92/94 – Finalization of various Owner requested changes.

**92/94** – AGCM is determining what the final impacts are to the HVAC system and the on-going issues. This is in no way a Contractor issue and CM just needs a direction to proceed forward with. It is recommended that retainage is released for their portion of work.

EMS 97 – Updates

97 – Walls and Ceilings have been painted (single coat).

97 – Door Frames are painted

97 – Bathroom Tiling is 95% complete.

97 – Ceiling Cover Inspection has commenced (Construction Masters Punching Out)

97 – All fixtures in ceiling are set (electricians terminating whips)

97 – HVAC Startup has commenced

97 – Landscaping and irrigation underway

97 – Final terminations for utilities underway

97 – Door Hanging, Millwork and associated trimming underway

**Project Hurdles:**



92/94 – HVAC issues – Contractor is putting together pricing to have the desired system requested by Owner. AGCM needs further coordination with Joiner to find out what responsibility (if any) is shared upon receipt of the proposal from contractor.

97 – Substantial Completion – Schedule looks to be around a Mid-November move in date for Owner to allow for schedule slippage for the glass delays and startup shifting.

**Project Schedule:**

92/94 - Warranty Period.

97 – Approximately 10-14 days behind schedule as mentioned above.

**Project Costs:**

*EMS 97 – Martinez August 2020 Invoice #19 - \$142.09*

*EMS 97 – Martinez September 2020 Invoice #20 - \$2,016.00*

*EMS 97 – Construction Masters Pay Application #10 - \$67,396.80*

*EMS 97 – AER-OC-06 – Ceiling Fan Add and Card Reader Add – 9,386.46*

*EMS 97 – AER-OC-07 – Appliances from Owner Furnished to Contractor - \$2,039.28*

*EMS 92/94 – Construction Masters Pay Application #23 – \$5,205.49*

*EMS 92/94 – Construction Masters Pay Application #24 – \$307,051.70*

*EMS 92/94 – Execution of CO #2 – (\$37,425.92)*

*Approval of Final Completion Docs*

Thank you,



Michael Medwedeff, CMIT  
Project Manager



**APPROVED**  
 Document approved by Harris County ESD-1  
 Board of Commissioners  
 By a Majority Vote  
 on 10-27-20 (Date)  
 \_\_\_\_\_  
 President of ESD-1      Secretary of ESD-1

P.O. Box 1587 – Pearland, Texas 77588 – 281/997-2640 – Fax: 281 / 485-4702

Allowance Expenditure Authorization – Contingency Allowance

Project: HCESD No 1 EMS 97  
 Date: 8/12/20 Revised 9/3/20  
 Request No: AER-OC-006  
 To: AG/CM & Martinez Architects

Construction Masters is proposing to make the following changes to the **Contingency Allowance** for the EMS 97 project:

**Description: Miscellaneous Changes**

| Item                                                            | Cost                |
|-----------------------------------------------------------------|---------------------|
| Ceiling Fan                                                     | \$ 1,865.00         |
| Card Reader                                                     | \$ 7,521.46         |
|                                                                 |                     |
| <b>Total</b>                                                    | <b>\$ 9,386.46</b>  |
|                                                                 |                     |
| Beginning Balance                                               | \$ 55,000.00        |
| Amount of Allowance Expenditures Previously Approved            | \$ 24,466.96        |
| Balance Prior to this Authorization                             | \$ 30,533.04        |
| If approved, the allowance balance will decrease by this amount | \$ 9,386.46         |
| <b>New Allowance Balance</b>                                    | <b>\$ 21,146.58</b> |

**Reason:**

1. Relocate outside wall fan to apparatus bay and add ceiling fan and switching to porch.
2. Add card reader to gate includes conduit, boring, cabling, card reader and modifications to existing pedestal.

Attachments: Duke Systems, Kainer Electrical.

Approvals

\_\_\_\_\_  
Owner

\_\_\_\_\_  
Architect/ Engineer/ Designer



23503 W Hardy Rd  
 Spring, Texas 77373  
 Phone # 281-350-6800  
 Fax # 281-350-6802

# Estimate

|          |            |
|----------|------------|
| Date     | Estimate # |
| 8/7/2020 | 7332       |

|                                                                                                  |
|--------------------------------------------------------------------------------------------------|
| <b>Name / Address</b>                                                                            |
| Harris County Emergency Corps<br>EMS Station 97<br>15600 Woodland Hills Drive<br>Humble Tx 77346 |

|                                                                                                   |
|---------------------------------------------------------------------------------------------------|
| <b>Ship To</b>                                                                                    |
| Harris County Emergency Corps<br>EMS Station 97<br>15600 Woodland Hills Drive<br>Humble, TX 77346 |

| Item                  | Description                                                                             | Qty | Rate     | Total     |
|-----------------------|-----------------------------------------------------------------------------------------|-----|----------|-----------|
| IX-RC04MCTM           | MULLION READER-CONTROLLER                                                               | 1   | 1,063.49 | 1,063.49T |
| IX-Cable10            | Pure IP RC-04 Cable, 10' Pigtail                                                        | 1   | 38.99    | 38.99T    |
| <del>PM-429CBLK</del> | <del>42" TELESTAL, PAD MOUNT, STEEL, BLACK</del> Modify existing base with larger plate | 1   | 128.99   | 128.99T   |
| PM-MCCS10E            | HOUSNG,SQ,10X10X6,BLK                                                                   | 1   | 272.99   | 272.99T   |
| 40-001-68             | Copper Cable, 4 Pair, 23 AWG BBD6 1000 RL                                               | 1   | 365.50   | 365.50T   |
| Misc                  | Misc Material Charge                                                                    | 1   | 225.00   | 225.00T   |
| IX-ACCEDK3A           | Exterior door kit - Advanced Security Module                                            | 1   | 76.50    | 76.50T    |
| Labor                 | Installation and Setup                                                                  | 1   | 2,000.00 | 2,000.00T |
|                       | ***Customer to provide all required pathways***                                         |     |          |           |

Thank you for the opportunity to quote your upcoming project!  
 This quote is valid for 90 days.

|                         |            |
|-------------------------|------------|
| <b>Subtotal</b>         | \$4,171.46 |
| <b>Sales Tax (0.0%)</b> | \$0.00     |
| <b>Total</b>            | \$4,671.46 |

Signature \_\_\_\_\_



# Estimate

**SERVICE - MAINTENANCE - CONSTRUCTION**

9914 Ripple Lake Drive - Houston, Texas 77065  
 Phone (281) 890-9474 - Fax (281) 890-4299  
 TECL #18359

|          |            |
|----------|------------|
| Date     | Estimate # |
| 8/6/2020 | 20-245     |

Estimate To:

Construction Masters of Houston  
 3908 3rd St  
 Pearland, TX 77581


|                |                |
|----------------|----------------|
| Job Name       | EMS Station 97 |
| Job Location   |                |
| Customer Phone |                |

| Description                                                                                                                                                                                                                          | Total                                                                                                   |
|--------------------------------------------------------------------------------------------------------------------------------------------------------------------------------------------------------------------------------------|---------------------------------------------------------------------------------------------------------|
| REVISIED Change order request for additional work per site meeting.                                                                                                                                                                  |                                                                                                         |
| Furnish and install 52" outdoor ceiling fan and wiring as needed. \$400.00 allowance for fan purchase.                                                                                                                               | 1,250.00                                                                                                |
| Install conduit for gate controls and motor from monument sign, includes boring. All wiring furnished by others.                                                                                                                     | 3,350.00                                                                                                |
| Install switch and outlet for wall mounted fan in apparatus bay.                                                                                                                                                                     | 615.00                                                                                                  |
| <p align="center"><b>We Appreciate Your Business</b></p>                                                                                                                                                                             |                                                                                                         |
| Regulated by The Texas Department of Licensing and Regulation, P.O. Box 12157, Austin, Texas 78711, 800-803-9202/512-463-6599, or website <a href="http://www.license.state.tx.us/complaints">www.license.state.tx.us/complaints</a> | <p><b>Subtotal</b> \$5,215.00</p> <p><b>Sales Tax (8.25%)</b> \$0.00</p> <p><b>Total</b> \$5,215.00</p> |
| Signature _____                                                                                                                                                                                                                      | Date _____                                                                                              |

CART


Home > Ceiling Fans > Minka-Aire > Simple, Wet

### Simple 52" Outdoor Ceiling Fan



Hover to Zoom

Additional Images



Share This Product

#### Minka-Aire F787-ORB Simple 52" Outdoor Ceiling Fan with Remote Control, Oil Rubbed Bronze

SKU: F787-ORB

- 10" Ceiling to Bottom (with 6" Downrod Included)
- 3 Medium Maple Blades (52" Span, 14° Pitch)
- 6-Speed Remote, Wi-Fi compatibility with BOND (BD-1000)
- ETL Listed Wet Locations, FINISH: Oil Rubbed Bronze

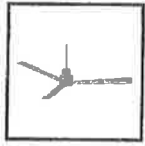
Hi, we're Del Mar  
CHAT WITH US



Our Price: **\$319.95**

List: ~~\$479.93~~

Selected Finish: Oil Rubbed Bronze



Selected Blade Span: 52

44

52

Quantity: 1


**Free Shipping**  
Ships in 2 to 3 days

**300 In Stock**  
as of Aug 06, 08:06 AM

### Add Accessories

Show / Hide

- [View All](#)
- [Downrods](#)
- [Controls](#)
- [Light Sources](#)
- [Mounting Systems](#)



#### Ceiling Fan Downrod

[DR503-ORB]

Our Price: \$26.37

Select This Item



#### Ceiling Fan Downrod

[DR504-ORB]

Our Price: \$26.37

Select This Item




#### Minka Aire 12" Downrod

[DR512-ORB]

Our Price: \$31.22

Select This Item



#### Minka Aire 18" Downrod

[DR518-ORB]

Our Price: \$36.06

Select This Item

0 item(s) selected

- Features
- Reviews
- Shipping
- Return Policy
- Features

Hi, we're Del Mar  
CHAT WITH US



- Description
- Energy Information
- Blades
- Motor
- Mounting System
- Control
- Light Source & Bulb

## Description

### Minka-Aire F787-ORB Simple 52" Outdoor Ceiling Fan with Remote Control, Oil Rubbed Bronze

- DIMENSIONS: 10" Ceiling to Bottom of Fan, 10.75" Ceiling to Blades (with 6" Downrod Included) Weight 10.8LBS
- FAN BLADES: Includes Three All Weather Medium Maple ABS Plastic Blades - (52" Span / 14° Blade Pitch) 5669 CFM-High
- FAN CONTROL: Includes RC400 - Six-speed Remote control with full-range light dimming & reversing. Compatible with the Wi-Fi Bond Control (BD-1000) allowing use with Smart Devices like Amazon Echo and Google Home.
- ETL Listed for Wet Locations, FINISH: Oil Rubbed Bronze, STYLE: Contemporary and Modern Ceiling Fan
- Custom 15watt LED Light Kit Available, Sold Separately; Part Number K9787L-ORB
- Remote Included, Optional Wall Control Sold Separately; Wall Control Part Number WC400

**UPC: 706411054426**

So simple! We gave this wonderful design a name that best denotes it's spirit! Incredibly delicate and nearly invisible. This design best displays the advancement in technology with indoor/outdoor use, DC motor, optional LED light kit and a hand held remote.

By Selecting the Options above, you can view all of these Minka-Aire Ceiling Fan Products in this Simple Collection: F786-BNW, F786-CL, F786-ORB, F786-SL, F786-WHF, F787-BNW, F787-CL, F787-ORB, F787-SL, F787-WHF

## Energy Information

### Electricity Use

**33**



Watts (excluding lights)

## Blades

|                  |                                            |
|------------------|--------------------------------------------|
| Blade Color      | Medium Maple                               |
| Blade Pitch      | 14° Blade Pitch                            |
| Blade Span       | 52" Blade Span Diameter (what's this?)     |
| Optional Blades  | No other blades are available for this fan |
| Number of Blades | 3                                          |

Hi, we're Del Mar  
CHAT WITH US



## Motor

**Motor/RPM** 123mm x 30mm Motor, RPM: Low - 148 / High - 191

**Motor Type** DC

**Room Size** From 125sq.ft. to 250sq.ft.(room length X room width=sq.ft.)

## Mounting System

**Downrod** Includes 6" (3/4" Interior Diameter) Pole

**Max Angle** 18

**Sloped Mount** Installable on sloped ceilings up to 18°, Use part A245-ORB for 18° to 45° ceilings

**Mounting Hardware** All necessary mounting hardware included

**Mounting System** Standard or Angled

**Included Mount** (How steep is my ceiling?)

**Optional Downrods** [Link to optional downrods](#)

**Optional Mounting** [Link to add a junction box](#)

**SCA - Max Angle** 45

## Control

**Included Control** RC400 - Six-speed Remote control with full-range light dimming & reversing. Compatible with the Wi-Fi Bond Control (BD-1000).

**Optional Control** Add an additional wall or remote control

## Light Source & Bulb

**Down Bulb Included** No

**Down Light** Sold Separately

**Light Source** No Light

**Optional Light** [Link to optional light kits](#)

**Up Bulb Included** No

Hi, we're Del Mar  
CHAT WITH US



Reviews  
Shipping





**APPROVED**  
 Document approved by Harris County ESD-1  
 Board of Commissioners  
 By a Majority Vote  
 on 10-27-20 (Date)  
  
 President of ESD-1        
 Secretary of ESD-1

P.O. Box 1587 – Pearland, Texas 77588 – 281/997-2640 – Fax: 281 / 485-4702

Allowance Expenditure Authorization – Contingency Allowance

Project: HCESD No 1 EMS 97  
 Date: 8/12/20  
 Request No: AER-OC-007  
 To: AG/CM & Martinez Architects

Construction Masters is proposing to make the following changes to the **Contingency** Allowance for the EMS 97 project:

Description: Appliances

| Item         | Cost               |
|--------------|--------------------|
| Appliances   | \$ 2,039.28        |
|              |                    |
|              |                    |
|              |                    |
| <b>Total</b> | <b>\$ 2,039.28</b> |


|                                                                 |                     |
|-----------------------------------------------------------------|---------------------|
| Beginning Balance                                               | \$ 55,000.00        |
| Amount of Allowance Expenditures Previously Approved            | \$ 24,466.96        |
| Balance Prior to this Authorization                             | \$ 30,533.04        |
| If approved, the allowance balance will decrease by this amount | \$ 2,039.28         |
| <b>New Allowance Balance</b>                                    | <b>\$ 28,493.76</b> |

Reason: Supply for following appliances

1. 1- Over the range microwave model JVM3162RJSS.
2. 1- Refrigerator model GSS25GSHSS

Attachments: Home Depot

Approvals

  
 Owner

\_\_\_\_\_  
 Architect/ Engineer/ Designer

# Your Cart (2)

## Checkout

| Item                                                                                                                                                     | How To Get It | Qty                                                                                                                                                                    | Item Total                                                                             |
|----------------------------------------------------------------------------------------------------------------------------------------------------------|---------------|------------------------------------------------------------------------------------------------------------------------------------------------------------------------|----------------------------------------------------------------------------------------|
|                                                                         | Home Delivery | 1                                                                                                                                                                      | \$1,439.00                                                                             |
| <p><b>GE</b> 25.3 cu. ft. Side by Side...</p> <p>Model<br/>#GSS25GSHSS</p>                                                                               |               | <p>\$1439.00/Item<br/> <del>\$1599.00/Item</del><br/>                     Save 10%<br/>                     Price Valid Until:<br/>                     08/12/2020</p> |                                                                                        |
| <p><b>Parts &amp; Services</b> <a href="#">edit</a></p> <p>12' Upgraded Braided Water Line<br/>                     Manufacturer's Standard Warranty</p> |               | \$17.28                                                                                                                                                                |                                                                                        |
|                                                                                                                                                          |               |                                                                                                                                                                        | Included in the actual price                                                           |
|                                                                                                                                                          |               |                                                                                                                                                                        | <a href="#">Save for Later</a>   <a href="#">Save to List</a>   <a href="#">Remove</a> |
|                                                                       | Home Delivery | 1                                                                                                                                                                      | \$289.00                                                                               |
| <p><b>GE</b> 30 in. 1.6 cu. ft. Over the Range...</p> <p>Model<br/>#JVM3162RJSS</p>                                                                      |               | \$289.00/Item                                                                                                                                                          |                                                                                        |
| <p><b>Parts &amp; Services</b> <a href="#">edit</a></p> <p>Otr Install<br/>                     Manufacturer's Standard Warranty</p>                     |               | \$134.00                                                                                                                                                               |                                                                                        |
|                                                                                                                                                          |               |                                                                                                                                                                        | Included in the actual price                                                           |
|                                                                                                                                                          |               |                                                                                                                                                                        | <a href="#">Save for Later</a>   <a href="#">Save to List</a>   <a href="#">Remove</a> |
|                                                                                                                                                          |               |                                                                                                                                                                        | <p><b>Subtotal</b> <span style="float: right;"><b>\$2,039.28</b></span></p>            |



# Document G701 - 2017

**APPROVED**  
 Document approved by Harris County ESD-1  
 Board of Commissioners  
 By a Majority Vote  
 on 10-27-20 (Date)  
 [Signature] President of ESD-1  
 [Signature] Secretary of ESD-1

## Change Order

|                                                                                                                                                                          |                                                                                                       |                                                                                                                        |
|--------------------------------------------------------------------------------------------------------------------------------------------------------------------------|-------------------------------------------------------------------------------------------------------|------------------------------------------------------------------------------------------------------------------------|
| <b>PROJECT:</b> (Name and address)<br>EMS Stations 92 & 94<br>Station 92: 1618 & 1620 Isom,<br>Houston, TX 77039<br>Station 94: 6310 Aldine Bender,<br>Houston, TX 77396 | <b>CONTRACT INFORMATION:</b><br>Contract For: General Construction<br>Date: May 23, 2018              | <b>CHANGE ORDER INFORMATION:</b><br>Change Order Number: 002<br>Date: August 19, 2020                                  |
| <b>OWNER:</b> (Name and address)<br>Harris County ESD # 1<br>2800 Aldine Bender Rd.<br>Houston, TX 77032                                                                 | <b>ARCHITECT:</b> (Name and address)<br>Joiner Architects<br>700 Rockmead, #265<br>Kingwood, TX 77339 | <b>CONTRACTOR:</b> (Name and address)<br>Construction Masters of Houston, Inc.<br>P. O. Box 1587<br>Pearland, TX 77588 |

**THE CONTRACT IS CHANGED AS FOLLOWS:**  
 (Insert a detailed description of the change and, if applicable, attach or reference specific exhibits. Also include agreed upon adjustments attributable to executed Construction Change Directives.)

Station 92 - Total Credit = \$35,368.21  
 Credit OC Allowance - \$5,760.21  
 Credit Fire Sprinkler Tank Allowance - \$15,158.00  
 Credit Septic Tank Pumping Allowance - \$9,450.00  
 Credit Landscape Bed Allowance - \$5,000.00

Station 94 - Total Credit = \$2,057.71  
 Credit OC Allowance - \$37.17  
 Credit Smoke Testing Allowance - \$2,020.54

|                                                                          |                 |
|--------------------------------------------------------------------------|-----------------|
| The original Contract Sum was                                            | \$ 6,178,460.00 |
| The net change by previously authorized Change Orders                    | \$ 0.00         |
| The Contract Sum prior to this Change Order was                          | \$ 6,178,460.00 |
| The Contract Sum will be decreased by this Change Order in the amount of | \$ 37,425.92    |
| The new Contract Sum including this Change Order will be                 | \$ 6,141,034.08 |

The Contract Time will be increased by Zero (0) days.  
 The new date of Substantial Completion will be

**NOTE:** This Change Order does not include adjustments to the Contract Sum or Guaranteed Maximum Price, or the Contract Time, that have been authorized by Construction Change Directive until the cost and time have been agreed upon by both the Owner and Contractor, in which case a Change Order is executed to supersede the Construction Change Directive.

**NOT VALID UNTIL SIGNED BY THE ARCHITECT, CONTRACTOR AND OWNER.**

|                                                                                                                                                |                                                                                                                                                                             |                                                                                                                                                 |
|------------------------------------------------------------------------------------------------------------------------------------------------|-----------------------------------------------------------------------------------------------------------------------------------------------------------------------------|-------------------------------------------------------------------------------------------------------------------------------------------------|
| Joiner Architects<br>ARCHITECT (Firm name)<br>[Signature]<br>SIGNATURE<br>Justin Joiner - Partner<br>PRINTED NAME AND TITLE<br>7-11-20<br>DATE | Construction Masters of Houston, Inc.<br>CONTRACTOR (Firm name)<br>[Signature]<br>SIGNATURE<br>Justin Davis, President<br>PRINTED NAME AND TITLE<br>August 19, 2020<br>DATE | Harris County ESD # 1<br>OWNER (Firm name)<br>[Signature]<br>SIGNATURE<br>Cathy Sunday, President<br>PRINTED NAME AND TITLE<br>10-27-20<br>DATE |
|------------------------------------------------------------------------------------------------------------------------------------------------|-----------------------------------------------------------------------------------------------------------------------------------------------------------------------------|-------------------------------------------------------------------------------------------------------------------------------------------------|



# AIA Document G702 - 1992

**APPROVED**  
Document approved by Harris County ESD-1  
Board of Commissioners  
By a Majority Vote

## Application and Certificate for Payment

**TO OWNER:** Harris County ESD # 1  
2800 Aldine Bender Rd.  
Houston, TX 77032

**PROJECT:** EMS Stations 92 & 94  
Station 92: 1618 & 1620 Isom,  
Houston, TX 77039  
Station 94: 6310 Aldine Bender,  
Houston, TX 77396  
Joiner Architects  
700 Rockmead, #265  
Kingwood, TX 77339

**FROM:** Construction Masters of Houston, Inc.  
**CONTRACTOR:** P. O. Box 1587  
Pearland, TX 77588

**VIA ARCHITECT:** General Construction  
**CONTRACT FOR:** General Construction  
**CONTRACT DATE:** May 23, 2018  
**PROJECT NOS:** / 2618 /

**Distribution to:** OWNER   
ARCHITECT:   
CONTRACTOR:   
FIELD:   
OTHER:

**APPLICATION NO:** 023 **Secretary of ESD-1**  
**PERIOD TO:** August 19, 2020

on 8-17-20 (Date)

### CONTRACTOR'S APPLICATION FOR PAYMENT

Application is made for payment, as shown below, in connection with the Contract. AIA Document G703<sup>®</sup>, Continuation Sheet, is attached.

1. ORIGINAL CONTRACT SUM ..... \$6,178,460.00
2. NET CHANGE BY CHANGE ORDERS ..... -\$37,425.92
3. CONTRACT SUM TO DATE (Line 1 ± 2) ..... \$6,141,034.08
4. TOTAL COMPLETED & STORED TO DATE (Column G on G703) ..... \$6,141,034.08
5. RETAINAGE:
  - a. 5.00 % of Completed Work (Column D + E on G703) ..... \$307,051.70
  - b. 5.00 % of Stored Material (Column F on G703) ..... \$0.00

Total Retainage (Lines 5a + 5b or Total in Column I of G703) ..... \$307,051.70

6. TOTAL EARNED LESS RETAINAGE ..... \$5,833,982.38  
(Line 4 Less Line 5 Total)

7. LESS PREVIOUS CERTIFICATES FOR PAYMENT ..... \$5,828,776.89  
(Line 6 from prior Certificate)

8. CURRENT PAYMENT DUE ..... \$5,205.49

9. BALANCE TO FINISH, INCLUDING RETAINAGE (Line 3 less Line 6) ..... \$307,051.70

### ARCHITECT'S CERTIFICATE FOR PAYMENT

In accordance with the Contract Documents, based on on-site observations and the data comprising this application, the Architect certifies to the Owner that to the best of the Architect's knowledge, information and belief the Work has progressed as indicated, the quality of the Work is in accordance with the Contract Documents, and the Contractor is entitled to payment of the AMOUNT CERTIFIED.

**AMOUNT CERTIFIED** ..... \$5,205.49  
(Attach explanation if amount certified differs from the amount applied. Initial all figures on this Application and on the Continuation Sheet that are changed to conform with the amount certified.)

**ARCHITECT:**  **Date:** 9/11/20

| CHANGE ORDER SUMMARY                               | ADDITIONS | DEDUCTIONS          |
|----------------------------------------------------|-----------|---------------------|
| Total changes approved in previous months by Owner | \$0.00    | \$0.00              |
| Total approved this Month                          | \$0.00    | \$37,425.92         |
| <b>TOTALS</b>                                      | \$0.00    | \$37,425.92         |
| <b>NET CHANGES by Change Order</b>                 |           | <b>-\$37,425.92</b> |

AIA Document G702<sup>®</sup> - 1992. Copyright © 1993, 1983, 1965, 1971, 1978, 1983 and 1992 by The American Institute of Architects. "AIA," the AIA Logo, "G702," and "AIA Contract Documents" are registered trademarks and may not be used without permission. This document was produced by AIA software at 12:50:32 ET on 08/19/2020 under Order No. 3126274972 which expires on 02/13/2021. It is not for resale, is licensed for one-time use only, and may only be used in accordance with the AIA Contract Documents' Terms of Service. To report copyright violations, e-mail copyright@aia.org.

User Notes: (389ADA56)



# AIA Document G703<sup>®</sup> - 1992

## Continuation Sheet

AIA Document G702<sup>®</sup>, Application and Certification for Payment, or G732<sup>™</sup>, Application and Certificate for Payment, Construction Manager as Adviser Edition, containing Contractor's signed certification is attached.  
Use Column I on Contracts where variable retainage for line items may apply.

| A        |                     | B               | C                                 | D           |                                            | E                                              |           | F                         | G                            |  | H | I |
|----------|---------------------|-----------------|-----------------------------------|-------------|--------------------------------------------|------------------------------------------------|-----------|---------------------------|------------------------------|--|---|---|
| ITEM NO. | DESCRIPTION OF WORK | SCHEDULED VALUE | WORK COMPLETED                    |             | MATERIALS PRESENTLY STORED (NOT IN D OR E) | TOTAL COMPLETED AND STORED TO DATE (D + E + F) | % (G ÷ C) | BALANCE TO FINISH (C - G) | RETAINAGE (IF VARIABLE RATE) |  |   |   |
|          |                     |                 | FROM PREVIOUS APPLICATION (D + E) | THIS PERIOD |                                            |                                                |           |                           |                              |  |   |   |
|          | STATION 92          | 0.00            | 0.00                              | 0.00        | 0.00                                       | 0.00                                           | 0.00%     | 0.00                      | 0.00                         |  |   |   |
| 0.1      | OC Allowance        | 5,760.21        | 0.00                              | 5,760.21    | 0.00                                       | 5,760.21                                       | 100.00%   | 0.00                      | 0.00                         |  |   |   |
| 0.1a     | AER-OC-004          | 5,171.00        | 5,171.00                          | 0.00        | 0.00                                       | 5,171.00                                       | 100.00%   | 0.00                      | 0.00                         |  |   |   |
| 0.1b     | AER-OC-005          | -640.00         | -640.00                           | 0.00        | 0.00                                       | -640.00                                        | 100.00%   | 0.00                      | 0.00                         |  |   |   |
| 0.1c     | AER-OC-006          | 2,276.00        | 2,276.00                          | 0.00        | 0.00                                       | 2,276.00                                       | 100.00%   | 0.00                      | 0.00                         |  |   |   |
| 0.1d     | AER-OC-007          | 4,246.53        | 4,246.53                          | 0.00        | 0.00                                       | 4,246.53                                       | 100.00%   | 0.00                      | 0.00                         |  |   |   |
| 0.1e     | AER-OC-008          | 3,787.00        | 3,787.00                          | 0.00        | 0.00                                       | 3,787.00                                       | 100.00%   | 0.00                      | 0.00                         |  |   |   |
| 0.1f     | AER-OC-009          | 2,716.00        | 2,716.00                          | 0.00        | 0.00                                       | 2,716.00                                       | 100.00%   | 0.00                      | 0.00                         |  |   |   |
| 0.1g     | AER-OC-013          | 2,370.00        | 2,370.00                          | 0.00        | 0.00                                       | 2,370.00                                       | 100.00%   | 0.00                      | 0.00                         |  |   |   |
| 0.1h     | AER-OC-014          | -6,000.00       | -6,000.00                         | 0.00        | 0.00                                       | -6,000.00                                      | 100.00%   | 0.00                      | 0.00                         |  |   |   |
| 0.1i     | AER-OC-012          | 36,073.47       | 36,073.47                         | 0.00        | 0.00                                       | 36,073.47                                      | 100.00%   | 0.00                      | 0.00                         |  |   |   |
| 0.1j     | AER-OC-017          | 250.00          | 250.00                            | 0.00        | 0.00                                       | 250.00                                         | 100.00%   | 0.00                      | 0.00                         |  |   |   |
| 0.1k     | AER-OC-018          | 3,113.50        | 3,113.50                          | 0.00        | 0.00                                       | 3,113.50                                       | 100.00%   | 0.00                      | 0.00                         |  |   |   |
| 0.1l     | AER-OC-020          | 12,850.00       | 12,850.00                         | 0.00        | 0.00                                       | 12,850.00                                      | 100.00%   | 0.00                      | 0.00                         |  |   |   |
| 0.1m     | AER-OC-024          | 2,374.00        | 2,374.00                          | 0.00        | 0.00                                       | 2,374.00                                       | 100.00%   | 0.00                      | 0.00                         |  |   |   |
| 0.1n     | AER-OC-032          | 1,411.74        | 1,411.74                          | 0.00        | 0.00                                       | 1,411.74                                       | 100.00%   | 0.00                      | 0.00                         |  |   |   |
| 0.1o     | AER-OC-033          | 4,069.00        | 4,069.00                          | 0.00        | 0.00                                       | 4,069.00                                       | 100.00%   | 0.00                      | 0.00                         |  |   |   |
| 0.2      | Signage Allowance   | 0.00            | 0.00                              | 0.00        | 0.00                                       | 0.00                                           | 0.00%     | 0.00                      | 0.00                         |  |   |   |
| 0.2a     | AER-G-01            | 5,088.00        | 5,088.00                          | 0.00        | 0.00                                       | 5,088.00                                       | 100.00%   | 0.00                      | 0.00                         |  |   |   |
| 0.2b     | AER-DH-02 Partial   | 5,778.55        | 5,778.55                          | 0.00        | 0.00                                       | 5,778.55                                       | 100.00%   | 0.00                      | 0.00                         |  |   |   |
| 0.2c     | AER-G-02            | 518.50          | 518.50                            | 0.00        | 0.00                                       | 518.50                                         | 100.00%   | 0.00                      | 0.00                         |  |   |   |
| 0.3      | Hardware Allowance  | 0.00            | 0.00                              | 0.00        | 0.00                                       | 0.00                                           | 0.00%     | 0.00                      | 0.00                         |  |   |   |

023  
August 19, 2020  
August 19, 2020  
EMS Stations 92 & 94

APPLICATION NO:  
APPLICATION DATE:  
PERIOD TO:  
ARCHITECT'S PROJECT NO:

AIA Document G703<sup>®</sup> - 1992. Copyright © 1963, 1965, 1966, 1967, 1970, 1976, 1983 and 1992 by The American Institute of Architects. All rights reserved. The "American Institute of Architects," "AIA," the AIA Logo, "G703," and "AIA Contract Documents" are registered trademarks and may not be used without permission. This document was produced by AIA software at 12:47:24 ET on 08/19/2020 under Order No. 3126274572 which expires on 02/13/2021, is not for resale, is licensed for one-time use only, and may only be used in accordance with the AIA Contract Documents' Terms of Service. To report copyright violations, e-mail [copyright@aia.org](mailto:copyright@aia.org).  
User Notes: (3BSAD45E)

| A     | B                             | C          | D               |                | E                                 |                             | F    | G                                          |                                                | H    | I    |
|-------|-------------------------------|------------|-----------------|----------------|-----------------------------------|-----------------------------|------|--------------------------------------------|------------------------------------------------|------|------|
|       |                               |            | SCHEDULED VALUE | WORK COMPLETED | FROM PREVIOUS APPLICATION (D + E) | THIS PERIOD (NOT IN D OR E) |      | MATERIALS PRESENTLY STORED (NOT IN D OR E) | TOTAL COMPLETED AND STORED TO DATE (D + E + F) |      |      |
| 0.3a  | AER-DH-01                     | 32,388.00  | 32,388.00       | 0.00           | 0.00                              | 0.00                        | 0.00 | 32,388.00                                  | 100.00%                                        | 0.00 | 0.00 |
| 0.3b  | AER-DH-02 Partial             | 17,612.00  | 17,612.00       | 0.00           | 0.00                              | 0.00                        | 0.00 | 17,612.00                                  | 100.00%                                        | 0.00 | 0.00 |
| 0.4   | Smoke Testing Allowance       | 2,500.00   | 2,500.00        | 0.00           | 0.00                              | 0.00                        | 0.00 | 2,500.00                                   | 100.00%                                        | 0.00 | 0.00 |
| 0.5   | Fire Sprinkler Tank Allowance | 15,158.00  | 0.00            | 15,158.00      | 0.00                              | 0.00                        | 0.00 | 15,158.00                                  | 100.00%                                        | 0.00 | 0.00 |
| 0.5a  | AER-WT-01                     | 47,294.00  | 47,294.00       | 0.00           | 0.00                              | 0.00                        | 0.00 | 47,294.00                                  | 100.00%                                        | 0.00 | 0.00 |
| 0.5b  | AER-WT-02                     | 17,548.00  | 17,548.00       | 0.00           | 0.00                              | 0.00                        | 0.00 | 17,548.00                                  | 100.00%                                        | 0.00 | 0.00 |
| 0.6   | Septic Tank Pumping Allowance | 9,450.00   | 0.00            | 9,450.00       | 0.00                              | 0.00                        | 0.00 | 9,450.00                                   | 100.00%                                        | 0.00 | 0.00 |
| 0.6a  | AER-SP-001                    | 550.00     | 550.00          | 0.00           | 0.00                              | 0.00                        | 0.00 | 550.00                                     | 100.00%                                        | 0.00 | 0.00 |
| 0.7   | Landscape Bed Allowance       | 5,000.00   | 0.00            | 5,000.00       | 0.00                              | 0.00                        | 0.00 | 5,000.00                                   | 100.00%                                        | 0.00 | 0.00 |
| 01.01 | Supervision                   | 73,070.00  | 73,070.00       | 0.00           | 0.00                              | 0.00                        | 0.00 | 73,070.00                                  | 100.00%                                        | 0.00 | 0.00 |
| 01.02 | Temporary Facilities          | 9,358.00   | 9,358.00        | 0.00           | 0.00                              | 0.00                        | 0.00 | 9,358.00                                   | 100.00%                                        | 0.00 | 0.00 |
| 01.03 | Construction Fence            | 3,021.00   | 3,021.00        | 0.00           | 0.00                              | 0.00                        | 0.00 | 3,021.00                                   | 100.00%                                        | 0.00 | 0.00 |
| 01.04 | Dumpsters                     | 11,654.00  | 11,654.00       | 0.00           | 0.00                              | 0.00                        | 0.00 | 11,654.00                                  | 100.00%                                        | 0.00 | 0.00 |
| 01.05 | Mobilization                  | 2,400.00   | 2,400.00        | 0.00           | 0.00                              | 0.00                        | 0.00 | 2,400.00                                   | 100.00%                                        | 0.00 | 0.00 |
| 01.06 | Surveying                     | 5,755.00   | 5,755.00        | 0.00           | 0.00                              | 0.00                        | 0.00 | 5,755.00                                   | 100.00%                                        | 0.00 | 0.00 |
| 01.07 | Equipment Rental              | 3,914.00   | 3,914.00        | 0.00           | 0.00                              | 0.00                        | 0.00 | 3,914.00                                   | 100.00%                                        | 0.00 | 0.00 |
| 01.08 | Final Clean                   | 3,119.00   | 3,119.00        | 0.00           | 0.00                              | 0.00                        | 0.00 | 3,119.00                                   | 100.00%                                        | 0.00 | 0.00 |
| 01.09 | General Labor                 | 5,685.00   | 5,685.00        | 0.00           | 0.00                              | 0.00                        | 0.00 | 5,685.00                                   | 100.00%                                        | 0.00 | 0.00 |
| 01.10 | Insurance                     | 36,925.00  | 36,925.00       | 0.00           | 0.00                              | 0.00                        | 0.00 | 36,925.00                                  | 100.00%                                        | 0.00 | 0.00 |
| 01.11 | Performance & Payment Bonds   | 35,107.00  | 35,107.00       | 0.00           | 0.00                              | 0.00                        | 0.00 | 35,107.00                                  | 100.00%                                        | 0.00 | 0.00 |
| 02.01 | Earthwork                     | 142,729.00 | 142,729.00      | 0.00           | 0.00                              | 0.00                        | 0.00 | 142,729.00                                 | 100.00%                                        | 0.00 | 0.00 |
| 02.02 | SWPPP                         | 1,381.00   | 1,381.00        | 0.00           | 0.00                              | 0.00                        | 0.00 | 1,381.00                                   | 100.00%                                        | 0.00 | 0.00 |
| 02.03 | Utilities                     | 64,228.00  | 64,228.00       | 0.00           | 0.00                              | 0.00                        | 0.00 | 64,228.00                                  | 100.00%                                        | 0.00 | 0.00 |
| 02.04 | Fire Line                     | 26,704.00  | 26,704.00       | 0.00           | 0.00                              | 0.00                        | 0.00 | 26,704.00                                  | 100.00%                                        | 0.00 | 0.00 |
| 02.05 | Fire Pump                     | 165,462.00 | 165,462.00      | 0.00           | 0.00                              | 0.00                        | 0.00 | 165,462.00                                 | 100.00%                                        | 0.00 | 0.00 |

AIA Document G703® - 1992. Copyright © 1963, 1965, 1966, 1967, 1970, 1978, 1983 and 1992 by The American Institute of Architects. All rights reserved. The "American Institute of Architects," "AIA," the AIA Logo, "G703," and "AIA Contract Documents" are registered trademarks and may not be used without permission. This document was produced by AIA software at 12:47:24 ET on 08/19/2020 under Order No.3126274972, which expires on 02/13/2021, is not for resale, is licensed for one-time use only, and may only be used in accordance with the AIA Contract Documents® Terms of Service. To report copyright violations, e-mail copyright@aia.org.  
User Notes: (389ADASE)

| A     | B                               | C          | D               |                                                | E                          |                                            | F          | G                                          |         | H    | I    |
|-------|---------------------------------|------------|-----------------|------------------------------------------------|----------------------------|--------------------------------------------|------------|--------------------------------------------|---------|------|------|
|       |                                 |            | SCHEDULED VALUE | WORK COMPLETED FROM PREVIOUS APPLICATION (D+E) | WORK COMPLETED THIS PERIOD | MATERIALS PRESENTLY STORED (NOT IN D OR E) |            | TOTAL COMPLETED AND STORED TO DATE (D+E+F) | % (G+C) |      |      |
| 02.06 | Septic System                   | 27,330.00  | 27,330.00       | 0.00                                           | 0.00                       | 0.00                                       | 27,330.00  | 100.00%                                    | 0.00    | 0.00 | 0.00 |
| 02.07 | Irrigation                      | 29,639.00  | 29,639.00       | 0.00                                           | 0.00                       | 0.00                                       | 29,639.00  | 100.00%                                    | 0.00    | 0.00 | 0.00 |
| 02.08 | Landscaping                     | 47,132.00  | 47,132.00       | 0.00                                           | 0.00                       | 0.00                                       | 47,132.00  | 100.00%                                    | 0.00    | 0.00 | 0.00 |
| 02.09 | Paving Specialties              | 3,396.00   | 3,396.00        | 0.00                                           | 0.00                       | 0.00                                       | 3,396.00   | 100.00%                                    | 0.00    | 0.00 | 0.00 |
| 02.10 | Gates                           | 1,727.00   | 1,727.00        | 0.00                                           | 0.00                       | 0.00                                       | 1,727.00   | 100.00%                                    | 0.00    | 0.00 | 0.00 |
| 03.1  | Concrete                        | 343,382.00 | 343,382.00      | 0.00                                           | 0.00                       | 0.00                                       | 343,382.00 | 100.00%                                    | 0.00    | 0.00 | 0.00 |
| 03.2  | Polished Concrete               | 6,906.00   | 6,906.00        | 0.00                                           | 0.00                       | 0.00                                       | 6,906.00   | 100.00%                                    | 0.00    | 0.00 | 0.00 |
| 04.1  | Masonry                         | 115,331.00 | 115,331.00      | 0.00                                           | 0.00                       | 0.00                                       | 115,331.00 | 100.00%                                    | 0.00    | 0.00 | 0.00 |
| 05.1  | Steel Erection                  | 87,315.00  | 87,315.00       | 0.00                                           | 0.00                       | 0.00                                       | 87,315.00  | 100.00%                                    | 0.00    | 0.00 | 0.00 |
| 05.2  | Miscellaneous Steel             | 3,223.00   | 3,223.00        | 0.00                                           | 0.00                       | 0.00                                       | 3,223.00   | 100.00%                                    | 0.00    | 0.00 | 0.00 |
| 06.1  | Millwork                        | 46,030.00  | 46,030.00       | 0.00                                           | 0.00                       | 0.00                                       | 46,030.00  | 100.00%                                    | 0.00    | 0.00 | 0.00 |
| 07.1  | Waterproofing                   | 42,888.00  | 42,888.00       | 0.00                                           | 0.00                       | 0.00                                       | 42,888.00  | 100.00%                                    | 0.00    | 0.00 | 0.00 |
| 07.2  | Insulation                      | 35,594.00  | 35,594.00       | 0.00                                           | 0.00                       | 0.00                                       | 35,594.00  | 100.00%                                    | 0.00    | 0.00 | 0.00 |
| 07.3  | TPO Roofing                     | 16,920.00  | 16,920.00       | 0.00                                           | 0.00                       | 0.00                                       | 16,920.00  | 100.00%                                    | 0.00    | 0.00 | 0.00 |
| 08.1  | Doors & Frames                  | 31,734.00  | 31,734.00       | 0.00                                           | 0.00                       | 0.00                                       | 31,734.00  | 100.00%                                    | 0.00    | 0.00 | 0.00 |
| 08.2  | Overhead Doors                  | 25,726.00  | 25,726.00       | 0.00                                           | 0.00                       | 0.00                                       | 25,726.00  | 100.00%                                    | 0.00    | 0.00 | 0.00 |
| 08.3  | Storefronts                     | 65,117.00  | 65,117.00       | 0.00                                           | 0.00                       | 0.00                                       | 65,117.00  | 100.00%                                    | 0.00    | 0.00 | 0.00 |
| 09.1  | Gypsum Assemblies               | 132,181.00 | 132,181.00      | 0.00                                           | 0.00                       | 0.00                                       | 132,181.00 | 100.00%                                    | 0.00    | 0.00 | 0.00 |
| 09.2  | Flooring                        | 82,077.00  | 82,077.00       | 0.00                                           | 0.00                       | 0.00                                       | 82,077.00  | 100.00%                                    | 0.00    | 0.00 | 0.00 |
| 09.3  | Acoustical Ceilings             | 11,971.00  | 11,971.00       | 0.00                                           | 0.00                       | 0.00                                       | 11,971.00  | 100.00%                                    | 0.00    | 0.00 | 0.00 |
| 09.4  | Painting                        | 52,602.00  | 52,602.00       | 0.00                                           | 0.00                       | 0.00                                       | 52,602.00  | 100.00%                                    | 0.00    | 0.00 | 0.00 |
| 10.1  | Display Boards                  | 1,831.00   | 1,831.00        | 0.00                                           | 0.00                       | 0.00                                       | 1,831.00   | 100.00%                                    | 0.00    | 0.00 | 0.00 |
| 10.2  | Bollard Covers                  | 1,202.00   | 1,202.00        | 0.00                                           | 0.00                       | 0.00                                       | 1,202.00   | 100.00%                                    | 0.00    | 0.00 | 0.00 |
| 10.3  | Toilet Partitions & Accessories | 11,345.00  | 11,345.00       | 0.00                                           | 0.00                       | 0.00                                       | 11,345.00  | 100.00%                                    | 0.00    | 0.00 | 0.00 |
| 10.4  | Flagpoles                       | 2,997.00   | 2,997.00        | 0.00                                           | 0.00                       | 0.00                                       | 2,997.00   | 100.00%                                    | 0.00    | 0.00 | 0.00 |
| 10.5  | Protective Covers               | 49,834.00  | 49,834.00       | 0.00                                           | 0.00                       | 0.00                                       | 49,834.00  | 100.00%                                    | 0.00    | 0.00 | 0.00 |
| 10.6  | Fire Cabinets                   | 1,652.00   | 1,652.00        | 0.00                                           | 0.00                       | 0.00                                       | 1,652.00   | 100.00%                                    | 0.00    | 0.00 | 0.00 |
| 11.1  | Appliances                      | 10,703.00  | 10,703.00       | 0.00                                           | 0.00                       | 0.00                                       | 10,703.00  | 100.00%                                    | 0.00    | 0.00 | 0.00 |
| 12.1  | Window Coverings                | 4,581.00   | 4,581.00        | 0.00                                           | 0.00                       | 0.00                                       | 4,581.00   | 100.00%                                    | 0.00    | 0.00 | 0.00 |

AIA Document G703® - 1992. Copyright © 1963, 1966, 1967, 1970, 1976, 1983 and 1982 by The American Institute of Architects. All rights reserved. The "American Institute of Architects," "AIA," the AIA Logo, "G703," and "AIA Contract Documents" are registered trademarks and may not be used without permission. This document was produced by AIA software at 12:47:24 ET on 08/19/2020 under Order No.3125274972 which expires on 02/13/2021, is not for resale, is licensed for one-time use only, and may only be used in accordance with the AIA Contract Documents® Terms of Service. To report copyright violations, e-mail copyright@aia.org.

User Notes:

(389AD45E)

| A    | B                     | C          | D                                 |                            | E                                          |                                                | F    | G          |                           | H    | I    |
|------|-----------------------|------------|-----------------------------------|----------------------------|--------------------------------------------|------------------------------------------------|------|------------|---------------------------|------|------|
|      |                       |            | FROM PREVIOUS APPLICATION (D + E) | WORK COMPLETED THIS PERIOD | MATERIALS PRESENTLY STORED (NOT IN D OR E) | TOTAL COMPLETED AND STORED TO DATE (D + E + F) |      | % (G + C)  | BALANCE TO FINISH (C - G) |      |      |
| 12.2 | Projection Screen     | 5,870.00   | 5,870.00                          | 0.00                       | 0.00                                       | 0.00                                           | 0.00 | 5,870.00   | 100.00%                   | 0.00 | 0.00 |
| 13.1 | PEMB                  | 177,712.00 | 177,712.00                        | 0.00                       | 0.00                                       | 0.00                                           | 0.00 | 177,712.00 | 100.00%                   | 0.00 | 0.00 |
| 13.2 | Fire Alarm            | 17,171.00  | 17,171.00                         | 0.00                       | 0.00                                       | 0.00                                           | 0.00 | 17,171.00  | 100.00%                   | 0.00 | 0.00 |
| 13.3 | Fire Sprinkler        | 44,016.00  | 44,016.00                         | 0.00                       | 0.00                                       | 0.00                                           | 0.00 | 44,016.00  | 100.00%                   | 0.00 | 0.00 |
| 22.1 | Plumbing              | 234,236.00 | 234,236.00                        | 0.00                       | 0.00                                       | 0.00                                           | 0.00 | 234,236.00 | 100.00%                   | 0.00 | 0.00 |
| 23.1 | HVAC                  | 323,800.00 | 323,800.00                        | 0.00                       | 0.00                                       | 0.00                                           | 0.00 | 323,800.00 | 100.00%                   | 0.00 | 0.00 |
| 26.1 | Electrical            | 439,351.00 | 439,351.00                        | 0.00                       | 0.00                                       | 0.00                                           | 0.00 | 439,351.00 | 100.00%                   | 0.00 | 0.00 |
| 27.1 | Communication Cabling | 26,847.00  | 26,847.00                         | 0.00                       | 0.00                                       | 0.00                                           | 0.00 | 26,847.00  | 100.00%                   | 0.00 | 0.00 |
|      |                       | 0.00       | 0.00                              | 0.00                       | 0.00                                       | 0.00                                           | 0.00 | 0.00       | 0.00%                     | 0.00 | 0.00 |
|      | STATION 94            | 0.00       | 0.00                              | 0.00                       | 0.00                                       | 0.00                                           | 0.00 | 0.00       | 0.00%                     | 0.00 | 0.00 |
| 0.1  | OC Allowance          | 37.17      | 0.00                              | 37.17                      | 0.00                                       | 0.00                                           | 0.00 | 37.17      | 100.00%                   | 0.00 | 0.00 |
| 0.1a | AER-OC-002            | 1,704.00   | 1,704.00                          | 0.00                       | 0.00                                       | 0.00                                           | 0.00 | 1,704.00   | 100.00%                   | 0.00 | 0.00 |
| 0.1b | AER-OC-004            | 5,171.00   | 5,171.00                          | 0.00                       | 0.00                                       | 0.00                                           | 0.00 | 5,171.00   | 100.00%                   | 0.00 | 0.00 |
| 0.1c | AER-OC-005            | -640.00    | -640.00                           | 0.00                       | 0.00                                       | 0.00                                           | 0.00 | -640.00    | 100.00%                   | 0.00 | 0.00 |
| 0.1d | AER-OC-006            | 2,276.00   | 2,276.00                          | 0.00                       | 0.00                                       | 0.00                                           | 0.00 | 2,276.00   | 100.00%                   | 0.00 | 0.00 |
| 0.1e | AER-OC-007            | 4,246.53   | 4,246.53                          | 0.00                       | 0.00                                       | 0.00                                           | 0.00 | 4,246.53   | 100.00%                   | 0.00 | 0.00 |
| 0.1f | AER-OC-008            | 2,100.00   | 2,100.00                          | 0.00                       | 0.00                                       | 0.00                                           | 0.00 | 2,100.00   | 100.00%                   | 0.00 | 0.00 |
| 0.1g | AER-OC-009            | 2,716.00   | 2,716.00                          | 0.00                       | 0.00                                       | 0.00                                           | 0.00 | 2,716.00   | 100.00%                   | 0.00 | 0.00 |
| 0.1h | AER-OC-014            | -6,000.00  | -6,000.00                         | 0.00                       | 0.00                                       | 0.00                                           | 0.00 | -6,000.00  | 100.00%                   | 0.00 | 0.00 |
| 0.1i | AER-OC-012 Partial    | 4,497.08   | 4,497.08                          | 0.00                       | 0.00                                       | 0.00                                           | 0.00 | 4,497.08   | 100.00%                   | 0.00 | 0.00 |
| 0.1j | AER-OC-016            | 1,225.00   | 1,225.00                          | 0.00                       | 0.00                                       | 0.00                                           | 0.00 | 1,225.00   | 100.00%                   | 0.00 | 0.00 |
| 0.1k | AER-OC-018            | 3,113.50   | 3,113.50                          | 0.00                       | 0.00                                       | 0.00                                           | 0.00 | 3,113.50   | 100.00%                   | 0.00 | 0.00 |
| 0.1l | AER-OC-021            | 2,994.80   | 2,994.80                          | 0.00                       | 0.00                                       | 0.00                                           | 0.00 | 2,994.80   | 100.00%                   | 0.00 | 0.00 |
| 0.1m | AER-OC-022            | 3,368.97   | 3,368.97                          | 0.00                       | 0.00                                       | 0.00                                           | 0.00 | 3,368.97   | 100.00%                   | 0.00 | 0.00 |
| 0.1n | AER-OC-023            | 290.00     | 290.00                            | 0.00                       | 0.00                                       | 0.00                                           | 0.00 | 290.00     | 100.00%                   | 0.00 | 0.00 |
| 0.1o | AER-OC-025            | 1,275.00   | 1,275.00                          | 0.00                       | 0.00                                       | 0.00                                           | 0.00 | 1,275.00   | 100.00%                   | 0.00 | 0.00 |
| 0.1p | AER-OC-026            | 1,066.00   | 1,066.00                          | 0.00                       | 0.00                                       | 0.00                                           | 0.00 | 1,066.00   | 100.00%                   | 0.00 | 0.00 |
| 0.1q | AER-OC-027            | 8,553.00   | 8,553.00                          | 0.00                       | 0.00                                       | 0.00                                           | 0.00 | 8,553.00   | 100.00%                   | 0.00 | 0.00 |
| 0.1r | AER-OC-028            | 3,000.00   | 3,000.00                          | 0.00                       | 0.00                                       | 0.00                                           | 0.00 | 3,000.00   | 100.00%                   | 0.00 | 0.00 |
| 0.1s | AER-OC-029            | 1,464.40   | 1,464.40                          | 0.00                       | 0.00                                       | 0.00                                           | 0.00 | 1,464.40   | 100.00%                   | 0.00 | 0.00 |

AIA Document G703® - 1993. Copyright © 1963, 1965, 1966, 1967, 1970, 1978, 1983 and 1992 by The American Institute of Architects. All rights reserved. The American Institute of Architects, its subsidiaries, "AIA," the AIA Logo, "G703," and "AIA Contract Documents" are registered trademarks and may not be used without permission. This document was produced by AIA software at 12:47:24 ET on 08/19/2020 under Order No. 3125274972. copyright@aia.org. which expires on 02/13/2021, is not for resale, is licensed for one-time use only, and may only be used in accordance with the AIA Contract Documents' Terms of Service. To report copyright violations, e-mail User:Notes: (3B9ADASE)



| A     | B                       | C          | D               |                                   | E    | F    | G                                          |                                                | H    | I    |           |                           |                              |             |
|-------|-------------------------|------------|-----------------|-----------------------------------|------|------|--------------------------------------------|------------------------------------------------|------|------|-----------|---------------------------|------------------------------|-------------|
|       |                         |            | SCHEDULED VALUE | WORK COMPLETED                    |      |      | MATERIALS PRESENTLY STORED (NOT IN D OR E) | TOTAL COMPLETED AND STORED TO DATE (D + E + F) |      |      | % (G ÷ C) | BALANCE TO FINISH (C - G) | RETAINAGE (IF VARIABLE RATE) |             |
|       |                         |            |                 | FROM PREVIOUS APPLICATION (D + E) |      |      |                                            |                                                |      |      |           |                           |                              | THIS PERIOD |
| 0.1t  | AER-OC-030 50%          | 2,105.50   | 2,105.50        | 0.00                              | 0.00 | 0.00 | 2,105.50                                   | 100.00%                                        | 0.00 | 0.00 |           |                           |                              |             |
| 0.1u  | AER-OC-031 50%          | 2,837.50   | 2,837.50        | 0.00                              | 0.00 | 0.00 | 2,837.50                                   | 100.00%                                        | 0.00 | 0.00 |           |                           |                              |             |
| 0.2   | Signage Allowance       | 0.00       | 0.00            | 0.00                              | 0.00 | 0.00 | 0.00                                       | 0.00%                                          | 0.00 | 0.00 |           |                           |                              |             |
| 0.2a  | AER-G-01                | 5,088.00   | 5,088.00        | 0.00                              | 0.00 | 0.00 | 5,088.00                                   | 100.00%                                        | 0.00 | 0.00 |           |                           |                              |             |
| 0.2b  | AER-DH-02 Partial       | 5,778.55   | 5,778.55        | 0.00                              | 0.00 | 0.00 | 5,778.55                                   | 100.00%                                        | 0.00 | 0.00 |           |                           |                              |             |
| 0.2c  | AER-G-02                | 518.50     | 518.50          | 0.00                              | 0.00 | 0.00 | 518.50                                     | 100.00%                                        | 0.00 | 0.00 |           |                           |                              |             |
| 0.3   | Hardware Allowance      | 0.00       | 0.00            | 0.00                              | 0.00 | 0.00 | 0.00                                       | 0.00%                                          | 0.00 | 0.00 |           |                           |                              |             |
| 0.3a  | AER-DH-01               | 32,388.00  | 32,388.00       | 0.00                              | 0.00 | 0.00 | 32,388.00                                  | 100.00%                                        | 0.00 | 0.00 |           |                           |                              |             |
| 0.3b  | AER-DH-02 Partial       | 17,612.00  | 17,612.00       | 0.00                              | 0.00 | 0.00 | 17,612.00                                  | 100.00%                                        | 0.00 | 0.00 |           |                           |                              |             |
| 0.4   | Smoke Testing Allowance | 2,020.54   | 0.00            | 2,020.54                          | 0.00 | 0.00 | 2,020.54                                   | 100.00%                                        | 0.00 | 0.00 |           |                           |                              |             |
| 0.5   | Landscape Bed Allowance | 0.00       | 0.00            | 0.00                              | 0.00 | 0.00 | 0.00                                       | 0.00%                                          | 0.00 | 0.00 |           |                           |                              |             |
|       | Gate CR                 | 5,479.46   | 0.00            | 5,479.46                          | 0.00 | 0.00 | 5,479.46                                   | 100.00%                                        | 0.00 | 0.00 |           |                           |                              |             |
| 01.01 | Supervision             | 65,105.00  | 65,105.00       | 0.00                              | 0.00 | 0.00 | 65,105.00                                  | 100.00%                                        | 0.00 | 0.00 |           |                           |                              |             |
| 01.02 | Temporary Facilities    | 9,508.00   | 9,508.00        | 0.00                              | 0.00 | 0.00 | 9,508.00                                   | 100.00%                                        | 0.00 | 0.00 |           |                           |                              |             |
| 01.03 | Construction Fence      | 2,417.00   | 2,417.00        | 0.00                              | 0.00 | 0.00 | 2,417.00                                   | 100.00%                                        | 0.00 | 0.00 |           |                           |                              |             |
| 01.04 | Dumpsters               | 10,359.00  | 10,359.00       | 0.00                              | 0.00 | 0.00 | 10,359.00                                  | 100.00%                                        | 0.00 | 0.00 |           |                           |                              |             |
| 01.05 | Mobilization            | 2,400.00   | 2,400.00        | 0.00                              | 0.00 | 0.00 | 2,400.00                                   | 100.00%                                        | 0.00 | 0.00 |           |                           |                              |             |
| 01.06 | Surveying               | 5,755.00   | 5,755.00        | 0.00                              | 0.00 | 0.00 | 5,755.00                                   | 100.00%                                        | 0.00 | 0.00 |           |                           |                              |             |
| 01.07 | Equipment Rental        | 3,914.00   | 3,914.00        | 0.00                              | 0.00 | 0.00 | 3,914.00                                   | 100.00%                                        | 0.00 | 0.00 |           |                           |                              |             |
| 01.08 | Final Clean             | 3,119.00   | 3,119.00        | 0.00                              | 0.00 | 0.00 | 3,119.00                                   | 100.00%                                        | 0.00 | 0.00 |           |                           |                              |             |
| 01.09 | General Labor           | 5,685.00   | 5,685.00        | 0.00                              | 0.00 | 0.00 | 5,685.00                                   | 100.00%                                        | 0.00 | 0.00 |           |                           |                              |             |
| 01.10 | Insurance               | 36,925.00  | 36,925.00       | 0.00                              | 0.00 | 0.00 | 36,925.00                                  | 100.00%                                        | 0.00 | 0.00 |           |                           |                              |             |
|       | Performance & Payment   |            |                 |                                   |      |      |                                            |                                                |      |      |           |                           |                              |             |
| 01.11 | Bonds                   | 35,107.00  | 35,107.00       | 0.00                              | 0.00 | 0.00 | 35,107.00                                  | 100.00%                                        | 0.00 | 0.00 |           |                           |                              |             |
| 02.01 | Earthwork               | 106,931.00 | 106,931.00      | 0.00                              | 0.00 | 0.00 | 106,931.00                                 | 100.00%                                        | 0.00 | 0.00 |           |                           |                              |             |
| 02.02 | SWPPP                   | 4,604.00   | 4,604.00        | 0.00                              | 0.00 | 0.00 | 4,604.00                                   | 100.00%                                        | 0.00 | 0.00 |           |                           |                              |             |
| 02.03 | Utilities               | 85,177.00  | 85,177.00       | 0.00                              | 0.00 | 0.00 | 85,177.00                                  | 100.00%                                        | 0.00 | 0.00 |           |                           |                              |             |
| 02.04 | Fire Line               | 47,883.00  | 47,883.00       | 0.00                              | 0.00 | 0.00 | 47,883.00                                  | 100.00%                                        | 0.00 | 0.00 |           |                           |                              |             |

AIA Document G703<sup>®</sup> - 1992, Copyright © 1963, 1965, 1966, 1967, 1970, 1978, 1983 and 1992 by The American Institute of Architects. All rights reserved. The "American Institute of Architects," "AIA," the AIA Logo, "G703," and "AIA Contract Documents" are registered trademarks and may not be used without permission. This document was produced by AIA software at 12:47:24 ET on 08/19/2020 under Order No.3126274972 which expires on 02/13/2021, is not for resale, is licensed for one-time use only, and may only be used in accordance with the AIA Contract Documents' Terms of Service. To report copyright violations, e-mail copyright@aia.org.  
User Notice: (BSADASE)

| A     | B                               | C          | D                                 |                            | E                                          |                                                | F    | G          |                           | H    | I    |
|-------|---------------------------------|------------|-----------------------------------|----------------------------|--------------------------------------------|------------------------------------------------|------|------------|---------------------------|------|------|
|       |                                 |            | FROM PREVIOUS APPLICATION (D + E) | WORK COMPLETED THIS PERIOD | MATERIALS PRESENTLY STORED (NOT IN D OR E) | TOTAL COMPLETED AND STORED TO DATE (D + E + F) |      | % (G ÷ C)  | BALANCE TO FINISH (C - G) |      |      |
| 02.05 | Irrigation                      | 17,841.00  | 17,841.00                         | 0.00                       | 0.00                                       | 0.00                                           | 0.00 | 17,841.00  | 100.00%                   | 0.00 | 0.00 |
| 02.06 | Landscaping                     | 25,895.00  | 25,895.00                         | 0.00                       | 0.00                                       | 0.00                                           | 0.00 | 25,895.00  | 100.00%                   | 0.00 | 0.00 |
| 02.07 | Paving Specialties              | 3,396.00   | 3,396.00                          | 0.00                       | 0.00                                       | 0.00                                           | 0.00 | 3,396.00   | 100.00%                   | 0.00 | 0.00 |
| 02.08 | Gates                           | 1,727.00   | 1,727.00                          | 0.00                       | 0.00                                       | 0.00                                           | 0.00 | 1,727.00   | 100.00%                   | 0.00 | 0.00 |
| 03.1  | Concrete                        | 227,711.00 | 227,711.00                        | 0.00                       | 0.00                                       | 0.00                                           | 0.00 | 227,711.00 | 100.00%                   | 0.00 | 0.00 |
| 03.2  | Polished Concrete               | 6,906.00   | 6,906.00                          | 0.00                       | 0.00                                       | 0.00                                           | 0.00 | 6,906.00   | 100.00%                   | 0.00 | 0.00 |
| 04.1  | Masonry                         | 115,331.00 | 115,331.00                        | 0.00                       | 0.00                                       | 0.00                                           | 0.00 | 115,331.00 | 100.00%                   | 0.00 | 0.00 |
| 05.1  | Steel Erection                  | 87,315.00  | 87,315.00                         | 0.00                       | 0.00                                       | 0.00                                           | 0.00 | 87,315.00  | 100.00%                   | 0.00 | 0.00 |
| 05.2  | Miscellaneous Steel             | 3,223.00   | 3,223.00                          | 0.00                       | 0.00                                       | 0.00                                           | 0.00 | 3,223.00   | 100.00%                   | 0.00 | 0.00 |
| 06.1  | Millwork                        | 46,030.00  | 46,030.00                         | 0.00                       | 0.00                                       | 0.00                                           | 0.00 | 46,030.00  | 100.00%                   | 0.00 | 0.00 |
| 07.1  | Waterproofing                   | 42,888.00  | 42,888.00                         | 0.00                       | 0.00                                       | 0.00                                           | 0.00 | 42,888.00  | 100.00%                   | 0.00 | 0.00 |
| 07.2  | Insulation                      | 35,594.00  | 35,594.00                         | 0.00                       | 0.00                                       | 0.00                                           | 0.00 | 35,594.00  | 100.00%                   | 0.00 | 0.00 |
| 07.3  | TPO Roofing                     | 16,920.00  | 16,920.00                         | 0.00                       | 0.00                                       | 0.00                                           | 0.00 | 16,920.00  | 100.00%                   | 0.00 | 0.00 |
| 08.1  | Doors & Frames                  | 31,734.00  | 31,734.00                         | 0.00                       | 0.00                                       | 0.00                                           | 0.00 | 31,734.00  | 100.00%                   | 0.00 | 0.00 |
| 08.2  | OH Doors                        | 25,726.00  | 25,726.00                         | 0.00                       | 0.00                                       | 0.00                                           | 0.00 | 25,726.00  | 100.00%                   | 0.00 | 0.00 |
| 08.3  | Storefronts                     | 65,117.00  | 65,117.00                         | 0.00                       | 0.00                                       | 0.00                                           | 0.00 | 65,117.00  | 100.00%                   | 0.00 | 0.00 |
| 09.1  | Gypsum Assemblies               | 132,181.00 | 132,181.00                        | 0.00                       | 0.00                                       | 0.00                                           | 0.00 | 132,181.00 | 100.00%                   | 0.00 | 0.00 |
| 09.2  | Flooring                        | 82,077.00  | 82,077.00                         | 0.00                       | 0.00                                       | 0.00                                           | 0.00 | 82,077.00  | 100.00%                   | 0.00 | 0.00 |
| 09.3  | Acoustical Ceilings             | 11,971.00  | 11,971.00                         | 0.00                       | 0.00                                       | 0.00                                           | 0.00 | 11,971.00  | 100.00%                   | 0.00 | 0.00 |
| 09.4  | Painting                        | 52,602.00  | 52,602.00                         | 0.00                       | 0.00                                       | 0.00                                           | 0.00 | 52,602.00  | 100.00%                   | 0.00 | 0.00 |
| 10.1  | Display Boards                  | 1,831.00   | 1,831.00                          | 0.00                       | 0.00                                       | 0.00                                           | 0.00 | 1,831.00   | 100.00%                   | 0.00 | 0.00 |
| 10.2  | Bollard Covers                  | 1,202.00   | 1,202.00                          | 0.00                       | 0.00                                       | 0.00                                           | 0.00 | 1,202.00   | 100.00%                   | 0.00 | 0.00 |
| 10.3  | Toilet Partitions & Accessories | 11,345.00  | 11,345.00                         | 0.00                       | 0.00                                       | 0.00                                           | 0.00 | 11,345.00  | 100.00%                   | 0.00 | 0.00 |
| 10.4  | Flagpoles                       | 2,997.00   | 2,997.00                          | 0.00                       | 0.00                                       | 0.00                                           | 0.00 | 2,997.00   | 100.00%                   | 0.00 | 0.00 |
| 10.5  | Protective Covers               | 49,834.00  | 49,834.00                         | 0.00                       | 0.00                                       | 0.00                                           | 0.00 | 49,834.00  | 100.00%                   | 0.00 | 0.00 |
| 10.6  | Fire Cabinets                   | 1,652.00   | 1,652.00                          | 0.00                       | 0.00                                       | 0.00                                           | 0.00 | 1,652.00   | 100.00%                   | 0.00 | 0.00 |
| 11.1  | Appliances                      | 10,703.00  | 10,703.00                         | 0.00                       | 0.00                                       | 0.00                                           | 0.00 | 10,703.00  | 100.00%                   | 0.00 | 0.00 |
| 12.1  | Window Coverings                | 4,581.00   | 4,581.00                          | 0.00                       | 0.00                                       | 0.00                                           | 0.00 | 4,581.00   | 100.00%                   | 0.00 | 0.00 |
| 12.2  | Projection Screen               | 5,870.00   | 5,870.00                          | 0.00                       | 0.00                                       | 0.00                                           | 0.00 | 5,870.00   | 100.00%                   | 0.00 | 0.00 |

AIA Document G709® - 1992. Copyright © 1983, 1985, 1986, 1987, 1970, 1978, 1983 and 1982 by The American Institute of Architects. All rights reserved. The American Institute of Architects, The American Institute of Architects, AIA, the AIA Logo, "G709," and "AIA Contract Documents" are registered trademarks and may not be used without permission. This document was produced by AIA software at 12:47:24 ET on 08/13/2021 under Order No.3126274972. copyright@aia.org. which expires on 02/13/2021. is not for resale, is licensed for one-time use only, and may only be used in accordance with the AIA Contract Documents' Terms of Service. To report copyright violations, e-mail User Notes: (389ADASE)

| A<br>ITEM<br>NO. | B<br>DESCRIPTION OF<br>WORK | C<br>SCHEDULED<br>VALUE | D<br>WORK COMPLETED                        |  | E<br>WORK COMPLETED<br>THIS PERIOD | F<br>MATERIALS<br>PRESENTLY<br>STORED<br>(NOT IN D OR E) | G                                                       |                | H<br>BALANCE TO<br>FINISH<br>(C - G) | I<br>RETAINAGE<br>(IF VARIABLE<br>RATE) |
|------------------|-----------------------------|-------------------------|--------------------------------------------|--|------------------------------------|----------------------------------------------------------|---------------------------------------------------------|----------------|--------------------------------------|-----------------------------------------|
|                  |                             |                         | FROM<br>PREVIOUS<br>APPLICATION<br>(D + E) |  |                                    |                                                          | TOTAL<br>COMPLETED AND<br>STORED TO DATE<br>(D + E + F) | %<br>(G ÷ C)   |                                      |                                         |
| 13.1             | PEMB                        | 177,712.00              | 177,712.00                                 |  | 0.00                               | 0.00                                                     | 177,712.00                                              | 100.00%        | 0.00                                 | 0.00                                    |
| 13.2             | Fire Alarm                  | 17,171.00               | 17,171.00                                  |  | 0.00                               | 0.00                                                     | 17,171.00                                               | 100.00%        | 0.00                                 | 0.00                                    |
| 13.3             | Fire Sprinkler              | 44,016.00               | 44,016.00                                  |  | 0.00                               | 0.00                                                     | 44,016.00                                               | 100.00%        | 0.00                                 | 0.00                                    |
| 22.1             | Plumbing                    | 234,236.00              | 234,236.00                                 |  | 0.00                               | 0.00                                                     | 234,236.00                                              | 100.00%        | 0.00                                 | 0.00                                    |
| 23.1             | HVAC                        | 308,920.00              | 308,920.00                                 |  | 0.00                               | 0.00                                                     | 308,920.00                                              | 100.00%        | 0.00                                 | 0.00                                    |
| 26.1             | Electrical                  | 315,588.00              | 315,588.00                                 |  | 0.00                               | 0.00                                                     | 315,588.00                                              | 100.00%        | 0.00                                 | 0.00                                    |
| 27.1             | Communication Cabling       | 26,847.00               | 26,847.00                                  |  | 0.00                               | 0.00                                                     | 26,847.00                                               | 100.00%        | 0.00                                 | 0.00                                    |
| CO               | Change Order 2              | -37,425.92              | 0.00                                       |  | -37,425.92                         | 0.00                                                     | -37,425.92                                              | 100.00%        | 0.00                                 | 0.00                                    |
|                  | <b>GRAND TOTAL</b>          | <b>\$6,141,034.08</b>   | <b>\$6,135,554.62</b>                      |  | <b>\$5,479.46</b>                  | <b>\$0.00</b>                                            | <b>\$6,141,034.08</b>                                   | <b>100.00%</b> | <b>\$0.00</b>                        | <b>\$0.00</b>                           |

AIA Document G703® - 1992. Copyright © 1963, 1965, 1966, 1967, 1970, 1978, 1983 and 1992 by The American Institute of Architects. All rights reserved. The "American Institute of Architects," "AIA," the AIA Logo, "G703," and "AIA Contract Documents" are registered trademarks and may not be used without permission. This document was produced by AIA software at 12:47:24 ET on 08/19/2020 under Order No. 3126274972 which expires on 02/13/2021, is not for resale, is licensed for one-time use only, and may only be used in accordance with the AIA Contract Documents' Terms of Service. To report copyright violations, e-mail copyright@aia.org.  
 User Notes:  
 (389AD45E)

## Conditional Waiver & Release Upon Partial Payment

Whereas, the undersigned **Construction Masters of Houston, Inc.** has performed work or furnished materials for improvement to property known as **Harris County ESD #1, EMS Stations 92 & 94**, located in the city of Houston, state of Texas.

The undersigned further certifies that all labor and materials furnished by the undersigned in connection with the above named project has been paid in full and agrees to indemnify and save harmless the said Owner, **Harris County ESD #1**, against all loss, damages, cost or expense of any character whatsoever that may arise by reason of claims for labor or unpaid material used in connection with said improvements. When the check has been properly endorsed, and has been paid by the bank upon which it is drawn, this document shall become effective to release pro tanto, any mechanic's lien, stop notice or bond right the undersigned has on the job.

Signed, Sealed and Delivered This 19<sup>th</sup> Day of August, 2020

**Construction Masters of Houston, Inc.**

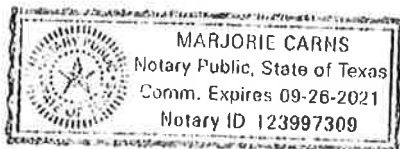
By: \_\_\_\_\_

Title: **President**

State of Texas }  
County of Brazoria }

Before me, the undersigned authority, on this day appeared **Justin Davis**, a person known to me, who upon being placed under oath, stated that he read and signed the foregoing instrument for the purposes and consideration therein stated and as the act and deed of **Construction Masters of Houston, Inc.** and further stated that each statement therein is within his knowledge and is true and correct.

Sworn and subscribed to before me on the 19<sup>th</sup> day of August, 2020.



*Marjorie Carns*  
\_\_\_\_\_  
Notary Public in and for Brazoria County, Texas  
My commission expires: 9/26/21

**APPROVED**

Document approved by Harris County ESD-1 Board of Commissioners

By a Majority Vote

on 10-27-20 (Date)

Secretary of ESD-1



# AIA Document G702 - 1992

## Application and Certificate for Payment

**TO OWNER:** Harris County ESD # 1  
2800 Aldine Bender Rd.  
Houston, TX 77032

**PROJECT:** EMS Stations 92 & 94  
Station 92: 1618 & 1620 Isom,  
Houston, TX 77039  
Station 94: 6310 Aldine Bender,  
Houston, TX 77396

**FROM:** Construction Masters of Houston, Inc.  
**CONTRACTOR:** P. O. Box 1587  
Pearland, TX 77588

**VIA ARCHITECT:** Joiner Architects  
700 Rockmead, #265  
Kingwood, TX 77339

**APPLICATION NO:** 024 / Retainage  
**PERIOD TO:** August 31, 2020

**CONTRACT FOR:** General Construction  
**CONTRACT DATE:** May 23, 2018  
**PROJECT NOS:** / 2618 /

**Distribution to:**  
OWNER:   
ARCHITECT:   
CONTRACTOR:   
FIELD:   
OTHER:

### CONTRACTOR'S APPLICATION FOR PAYMENT

Application is made for payment, as shown below, in connection with the Contract AIA Document G703, Continuation Sheet, is attached.


1. ORIGINAL CONTRACT SUM ..... \$6,178,460.00
2. NET CHANGE BY CHANGE ORDERS ..... -\$37,425.92
3. CONTRACT SUM TO DATE (Line 1 + 2) ..... \$6,141,034.08
4. TOTAL COMPLETED & STORED TO DATE (Column G on G703) ..... \$6,141,034.08
5. RETAINAGE:
  - a. 0 % of Completed Work (Column D + E on G703) ..... \$0.00
  - b. 0 % of Stored Material (Column F on G703) ..... \$0.00
6. TOTAL EARNED LESS RETAINAGE ..... \$0.00  
(Line 4 Less Line 5 Total)
7. LESS PREVIOUS CERTIFICATES FOR PAYMENT ..... \$5,833,982.38  
(Line 6 from prior Certificate)
8. CURRENT PAYMENT DUE ..... \$307,051.70
9. BALANCE TO FINISH, INCLUDING RETAINAGE ..... \$0.00  
(Line 3 less Line 6)

| CHANGE ORDER SUMMARY                               | ADDITIONS     | DEDUCTIONS          |
|----------------------------------------------------|---------------|---------------------|
| Total changes approved in previous months by Owner | \$0.00        | \$0.00              |
| Total approved this Month                          | \$0.00        | \$37,425.92         |
| <b>TOTALS</b>                                      | <b>\$0.00</b> | <b>\$37,425.92</b>  |
| <b>NET CHANGES by Change Order</b>                 |               | <b>-\$37,425.92</b> |

The undersigned Contractor certifies that to the best of the Contractor's knowledge, information and belief the Work covered by this Application for Payment has been completed in accordance with the Contract Documents, that all amounts have been paid by the Contractor for Work for which previous Certificates for Payment were issued and payments received from the Owner, and that current payment shown herein is now due.

**CONTRACTOR:** [Signature]  
By: [Signature]  
State of: Texas

Date: August 19, 2020



County of: Brazoria  
Subscribed and sworn to before me this 19th day of August 2020  
Notary Public: Marjorie Carns  
My Commission expires: September 26, 2021

### ARCHITECT'S CERTIFICATE FOR PAYMENT

In accordance with the Contract Documents, based on on-site observations and the data comprising this application, the Architect certifies to the Owner that to the best of the Architect's knowledge, information and belief the Work has progressed as indicated, the quality of the Work is in accordance with the Contract Documents, and the Contractor is entitled to payment of the AMOUNT CERTIFIED.

**AMOUNT CERTIFIED** ..... \$307,051.70  
(Attach explanation if amount certified differs from the amount applied. Initial all figures on this Application and on the Continuation Sheet that are changed to conform with the amount certified.)

**ARCHITECT:** [Signature]  
By: [Signature]  
Date: 9/11/20

This Certificate is not negotiable. The AMOUNT CERTIFIED is payable only to the Contractor named herein. Issuance, payment and acceptance of payment are without prejudice to any rights of the Owner or Contractor under this Contract.



# AIA Document G703 - 1992

## Continuation Sheet

AIA Document G702®, Application and Certification for Payment, or G732™, Application and Certificate for Payment, Construction Manager as Adviser Edition, containing Contractor's signed certification is attached.  
Use Column I on Contracts where variable retainage for line items may apply.

|               |                          | APPLICATION NO:         |                                        | 024 / Retainage      |                                                 |                                                     |                                |                                   |
|---------------|--------------------------|-------------------------|----------------------------------------|----------------------|-------------------------------------------------|-----------------------------------------------------|--------------------------------|-----------------------------------|
|               |                          | APPLICATION DATE:       |                                        | August 19, 2020      |                                                 |                                                     |                                |                                   |
|               |                          | PERIOD TO:              |                                        | August 19, 2020      |                                                 |                                                     |                                |                                   |
|               |                          | ARCHITECT'S PROJECT NO: |                                        | EMS Stations 92 & 94 |                                                 |                                                     |                                |                                   |
| A<br>ITEM NO. | B<br>DESCRIPTION OF WORK | C<br>SCHEDULED VALUE    | E<br>WORK COMPLETED                    |                      | F<br>MATERIALS PRESENTLY STORED (NOT IN D OR E) | G<br>TOTAL COMPLETED AND STORED TO DATE (D + E + F) | H<br>BALANCE TO FINISH (C - G) | I<br>RETAINAGE (IF VARIABLE RATE) |
|               |                          |                         | D<br>FROM PREVIOUS APPLICATION (D + E) | THIS PERIOD          |                                                 |                                                     |                                |                                   |
|               | STATION 92               | 0.00                    | 0.00                                   | 0.00                 | 0.00                                            | 0.00                                                | 0.00                           | 0.00                              |
| 0.1           | OC Allowance             | 5,760.21                | 5,760.21                               | 0.00                 | 0.00                                            | 5,760.21                                            | 0.00                           | 0.00                              |
| 0.1a          | AER-OC-004               | 5,171.00                | 5,171.00                               | 0.00                 | 0.00                                            | 5,171.00                                            | 0.00                           | 0.00                              |
| 0.1b          | AER-OC-005               | -640.00                 | -640.00                                | 0.00                 | 0.00                                            | -640.00                                             | 0.00                           | 0.00                              |
| 0.1c          | AER-OC-006               | 2,276.00                | 2,276.00                               | 0.00                 | 0.00                                            | 2,276.00                                            | 0.00                           | 0.00                              |
| 0.1d          | AER-OC-007               | 4,246.53                | 4,246.53                               | 0.00                 | 0.00                                            | 4,246.53                                            | 0.00                           | 0.00                              |
| 0.1e          | AER-OC-008               | 3,787.00                | 3,787.00                               | 0.00                 | 0.00                                            | 3,787.00                                            | 0.00                           | 0.00                              |
| 0.1f          | AER-OC-009               | 2,716.00                | 2,716.00                               | 0.00                 | 0.00                                            | 2,716.00                                            | 0.00                           | 0.00                              |
| 0.1g          | AER-OC-013               | 2,370.00                | 2,370.00                               | 0.00                 | 0.00                                            | 2,370.00                                            | 0.00                           | 0.00                              |
| 0.1h          | AER-OC-014               | -6,000.00               | -6,000.00                              | 0.00                 | 0.00                                            | -6,000.00                                           | 0.00                           | 0.00                              |
| 0.1i          | AER-OC-012               | 36,073.47               | 36,073.47                              | 0.00                 | 0.00                                            | 36,073.47                                           | 0.00                           | 0.00                              |
| 0.1j          | AER-OC-017               | 250.00                  | 250.00                                 | 0.00                 | 0.00                                            | 250.00                                              | 0.00                           | 0.00                              |
| 0.1k          | AER-OC-018               | 3,113.50                | 3,113.50                               | 0.00                 | 0.00                                            | 3,113.50                                            | 0.00                           | 0.00                              |
| 0.1l          | AER-OC-020               | 12,850.00               | 12,850.00                              | 0.00                 | 0.00                                            | 12,850.00                                           | 0.00                           | 0.00                              |
| 0.1m          | AER-OC-024               | 2,374.00                | 2,374.00                               | 0.00                 | 0.00                                            | 2,374.00                                            | 0.00                           | 0.00                              |
| 0.1n          | AER-OC-032               | 1,411.74                | 1,411.74                               | 0.00                 | 0.00                                            | 1,411.74                                            | 0.00                           | 0.00                              |
| 0.1o          | AER-OC-033               | 4,069.00                | 4,069.00                               | 0.00                 | 0.00                                            | 4,069.00                                            | 0.00                           | 0.00                              |
| 0.2           | Signage Allowance        | 0.00                    | 0.00                                   | 0.00                 | 0.00                                            | 0.00                                                | 0.00                           | 0.00                              |
| 0.2a          | AER-G-01                 | 5,088.00                | 5,088.00                               | 0.00                 | 0.00                                            | 5,088.00                                            | 0.00                           | 0.00                              |
| 0.2b          | AER-DH-02 Partial        | 5,778.55                | 5,778.55                               | 0.00                 | 0.00                                            | 5,778.55                                            | 0.00                           | 0.00                              |
| 0.2c          | AER-G-02                 | 518.50                  | 518.50                                 | 0.00                 | 0.00                                            | 518.50                                              | 0.00                           | 0.00                              |
| 0.3           | Hardware Allowance       | 0.00                    | 0.00                                   | 0.00                 | 0.00                                            | 0.00                                                | 0.00                           | 0.00                              |

AIA Document G703® - 1992. Copyright © 1963, 1965, 1966, 1967, 1970, 1978, 1983 and 1992 by The American Institute of Architects. All rights reserved. The "American Institute of Architects," "AIA," the AIA Logo "G703," and "AIA Contract Documents" are registered trademarks and may not be used without permission. This document was produced by AIA software at 12:54:35 ET on 08/19/2020 under Order No.3126274972 which expires on 02/19/2021, is not for resale, is licensed for one-time use only, and may only be used in accordance with the AIA Contract Documents® Terms of Service. To report copyright violations, e-mail [copyright@aia.org](mailto:copyright@aia.org).  
User Notes: (389ADA5E)

| A<br>ITEM<br>NO. | B<br>DESCRIPTION OF<br>WORK      | C<br>SCHEDULED<br>VALUE | D<br>WORK COMPLETED                        |             | E<br>THIS PERIOD | F<br>MATERIALS<br>PRESENTLY<br>STORED<br>(NOT IN D OR E) | G                                                       |              | H<br>BALANCE TO<br>FINISH<br>(C - G) | I<br>RETAINAGE<br>(IF VARIABLE<br>RATE) |
|------------------|----------------------------------|-------------------------|--------------------------------------------|-------------|------------------|----------------------------------------------------------|---------------------------------------------------------|--------------|--------------------------------------|-----------------------------------------|
|                  |                                  |                         | FROM<br>PREVIOUS<br>APPLICATION<br>(D + E) | THIS PERIOD |                  |                                                          | TOTAL<br>COMPLETED AND<br>STORED TO DATE<br>(D + E + F) | %<br>(G ÷ C) |                                      |                                         |
| 0.3a             | AER-DH-01                        | 32,388.00               | 32,388.00                                  | 0.00        | 0.00             | 0.00                                                     | 32,388.00                                               | 100.00%      | 0.00                                 | 0.00                                    |
| 0.3b             | AER-DH-02 Partial                | 17,612.00               | 17,612.00                                  | 0.00        | 0.00             | 0.00                                                     | 17,612.00                                               | 100.00%      | 0.00                                 | 0.00                                    |
| 0.4              | Smoke Testing<br>Allowance       | 2,500.00                | 2,500.00                                   | 0.00        | 0.00             | 0.00                                                     | 2,500.00                                                | 100.00%      | 0.00                                 | 0.00                                    |
| 0.5              | Fire Sprinkler Tank<br>Allowance | 15,158.00               | 15,158.00                                  | 0.00        | 0.00             | 0.00                                                     | 15,158.00                                               | 100.00%      | 0.00                                 | 0.00                                    |
| 0.5a             | AER-WT-01                        | 47,294.00               | 47,294.00                                  | 0.00        | 0.00             | 0.00                                                     | 47,294.00                                               | 100.00%      | 0.00                                 | 0.00                                    |
| 0.5b             | AER-WT-02                        | 17,548.00               | 17,548.00                                  | 0.00        | 0.00             | 0.00                                                     | 17,548.00                                               | 100.00%      | 0.00                                 | 0.00                                    |
| 0.6              | Septic Tank Pumping<br>Allowance | 9,450.00                | 9,450.00                                   | 0.00        | 0.00             | 0.00                                                     | 9,450.00                                                | 100.00%      | 0.00                                 | 0.00                                    |
| 0.6a             | AER-SP-001                       | 550.00                  | 550.00                                     | 0.00        | 0.00             | 0.00                                                     | 550.00                                                  | 100.00%      | 0.00                                 | 0.00                                    |
| 0.7              | Landscape Bed<br>Allowance       | 5,000.00                | 5,000.00                                   | 0.00        | 0.00             | 0.00                                                     | 5,000.00                                                | 100.00%      | 0.00                                 | 0.00                                    |
| 01.01            | Supervision                      | 73,070.00               | 73,070.00                                  | 0.00        | 0.00             | 0.00                                                     | 73,070.00                                               | 100.00%      | 0.00                                 | 0.00                                    |
| 01.02            | Temporary Facilities             | 9,358.00                | 9,358.00                                   | 0.00        | 0.00             | 0.00                                                     | 9,358.00                                                | 100.00%      | 0.00                                 | 0.00                                    |
| 01.03            | Construction Fence               | 3,021.00                | 3,021.00                                   | 0.00        | 0.00             | 0.00                                                     | 3,021.00                                                | 100.00%      | 0.00                                 | 0.00                                    |
| 01.04            | Dumpsters                        | 11,654.00               | 11,654.00                                  | 0.00        | 0.00             | 0.00                                                     | 11,654.00                                               | 100.00%      | 0.00                                 | 0.00                                    |
| 01.05            | Mobilization                     | 2,400.00                | 2,400.00                                   | 0.00        | 0.00             | 0.00                                                     | 2,400.00                                                | 100.00%      | 0.00                                 | 0.00                                    |
| 01.06            | Surveying                        | 5,755.00                | 5,755.00                                   | 0.00        | 0.00             | 0.00                                                     | 5,755.00                                                | 100.00%      | 0.00                                 | 0.00                                    |
| 01.07            | Equipment Rental                 | 3,914.00                | 3,914.00                                   | 0.00        | 0.00             | 0.00                                                     | 3,914.00                                                | 100.00%      | 0.00                                 | 0.00                                    |
| 01.08            | Final Clean                      | 3,119.00                | 3,119.00                                   | 0.00        | 0.00             | 0.00                                                     | 3,119.00                                                | 100.00%      | 0.00                                 | 0.00                                    |
| 01.09            | General Labor                    | 5,685.00                | 5,685.00                                   | 0.00        | 0.00             | 0.00                                                     | 5,685.00                                                | 100.00%      | 0.00                                 | 0.00                                    |
| 01.10            | Insurance                        | 36,925.00               | 36,925.00                                  | 0.00        | 0.00             | 0.00                                                     | 36,925.00                                               | 100.00%      | 0.00                                 | 0.00                                    |
| 01.11            | Performance & Payment<br>Bonds   | 35,107.00               | 35,107.00                                  | 0.00        | 0.00             | 0.00                                                     | 35,107.00                                               | 100.00%      | 0.00                                 | 0.00                                    |
| 02.01            | Earthwork                        | 142,729.00              | 142,729.00                                 | 0.00        | 0.00             | 0.00                                                     | 142,729.00                                              | 100.00%      | 0.00                                 | 0.00                                    |
| 02.02            | SWPPP                            | 1,381.00                | 1,381.00                                   | 0.00        | 0.00             | 0.00                                                     | 1,381.00                                                | 100.00%      | 0.00                                 | 0.00                                    |
| 02.03            | Utilities                        | 64,228.00               | 64,228.00                                  | 0.00        | 0.00             | 0.00                                                     | 64,228.00                                               | 100.00%      | 0.00                                 | 0.00                                    |
| 02.04            | Fire Line                        | 26,704.00               | 26,704.00                                  | 0.00        | 0.00             | 0.00                                                     | 26,704.00                                               | 100.00%      | 0.00                                 | 0.00                                    |
| 02.05            | Fire Pump                        | 165,462.00              | 165,462.00                                 | 0.00        | 0.00             | 0.00                                                     | 165,462.00                                              | 100.00%      | 0.00                                 | 0.00                                    |

AIA Document G700® - 1992, Copyright © 1963, 1965, 1966, 1967, 1970, 1978, 1983 and 1992 by The American Institute of Architects. All rights reserved. The "American Institute of Architects", "A.I.A.", the A.I.A. Logo, "G700", and "AIA Contract Documents" are registered trademarks and may not be used without permission. This document was produced by AIA software at 12:54:35 ET on 08/19/2020 under Order No.3126274972 which expires on 02/13/2021, is not for resale, is licensed for one-time use only, and may only be used in accordance with the AIA Contract Documents' Terms of Service. To report copyright violations, e-mail copyright@aia.org.  
 User Notes: (3B9ADASE)

| A     | B                               | C          | D                   |                 | E                                 |                            | F          | G                                          |                                                | H    | I |
|-------|---------------------------------|------------|---------------------|-----------------|-----------------------------------|----------------------------|------------|--------------------------------------------|------------------------------------------------|------|---|
|       |                                 |            | DESCRIPTION OF WORK | SCHEDULED VALUE | FROM PREVIOUS APPLICATION (D + E) | WORK COMPLETED THIS PERIOD |            | MATERIALS PRESENTLY STORED (NOT IN D OR E) | TOTAL COMPLETED AND STORED TO DATE (D + E + F) |      |   |
| 02.06 | Septic System                   | 27,330.00  | 27,330.00           | 0.00            | 0.00                              | 0.00                       | 27,330.00  | 100.00%                                    | 0.00                                           | 0.00 |   |
| 02.07 | Irrigation                      | 29,639.00  | 29,639.00           | 0.00            | 0.00                              | 0.00                       | 29,639.00  | 100.00%                                    | 0.00                                           | 0.00 |   |
| 02.08 | Landscaping                     | 47,132.00  | 47,132.00           | 0.00            | 0.00                              | 0.00                       | 47,132.00  | 100.00%                                    | 0.00                                           | 0.00 |   |
| 02.09 | Paving Specialties              | 3,396.00   | 3,396.00            | 0.00            | 0.00                              | 0.00                       | 3,396.00   | 100.00%                                    | 0.00                                           | 0.00 |   |
| 02.10 | Gates                           | 1,727.00   | 1,727.00            | 0.00            | 0.00                              | 0.00                       | 1,727.00   | 100.00%                                    | 0.00                                           | 0.00 |   |
| 03.1  | Concrete                        | 343,382.00 | 343,382.00          | 0.00            | 0.00                              | 0.00                       | 343,382.00 | 100.00%                                    | 0.00                                           | 0.00 |   |
| 03.2  | Polished Concrete               | 6,906.00   | 6,906.00            | 0.00            | 0.00                              | 0.00                       | 6,906.00   | 100.00%                                    | 0.00                                           | 0.00 |   |
| 04.1  | Masonry                         | 115,331.00 | 115,331.00          | 0.00            | 0.00                              | 0.00                       | 115,331.00 | 100.00%                                    | 0.00                                           | 0.00 |   |
| 05.1  | Steel Erection                  | 87,315.00  | 87,315.00           | 0.00            | 0.00                              | 0.00                       | 87,315.00  | 100.00%                                    | 0.00                                           | 0.00 |   |
| 05.2  | Miscellaneous Steel             | 3,223.00   | 3,223.00            | 0.00            | 0.00                              | 0.00                       | 3,223.00   | 100.00%                                    | 0.00                                           | 0.00 |   |
| 06.1  | Millwork                        | 46,030.00  | 46,030.00           | 0.00            | 0.00                              | 0.00                       | 46,030.00  | 100.00%                                    | 0.00                                           | 0.00 |   |
| 07.1  | Waterproofing                   | 42,888.00  | 42,888.00           | 0.00            | 0.00                              | 0.00                       | 42,888.00  | 100.00%                                    | 0.00                                           | 0.00 |   |
| 07.2  | Insulation                      | 35,594.00  | 35,594.00           | 0.00            | 0.00                              | 0.00                       | 35,594.00  | 100.00%                                    | 0.00                                           | 0.00 |   |
| 07.3  | TPO Roofing                     | 16,920.00  | 16,920.00           | 0.00            | 0.00                              | 0.00                       | 16,920.00  | 100.00%                                    | 0.00                                           | 0.00 |   |
| 08.1  | Doors & Frames                  | 31,734.00  | 31,734.00           | 0.00            | 0.00                              | 0.00                       | 31,734.00  | 100.00%                                    | 0.00                                           | 0.00 |   |
| 08.2  | Overhead Doors                  | 25,726.00  | 25,726.00           | 0.00            | 0.00                              | 0.00                       | 25,726.00  | 100.00%                                    | 0.00                                           | 0.00 |   |
| 08.3  | Storefronts                     | 65,117.00  | 65,117.00           | 0.00            | 0.00                              | 0.00                       | 65,117.00  | 100.00%                                    | 0.00                                           | 0.00 |   |
| 09.1  | Gypsum Assemblies               | 132,181.00 | 132,181.00          | 0.00            | 0.00                              | 0.00                       | 132,181.00 | 100.00%                                    | 0.00                                           | 0.00 |   |
| 09.2  | Flooring                        | 82,077.00  | 82,077.00           | 0.00            | 0.00                              | 0.00                       | 82,077.00  | 100.00%                                    | 0.00                                           | 0.00 |   |
| 09.3  | Acoustical Ceilings             | 11,971.00  | 11,971.00           | 0.00            | 0.00                              | 0.00                       | 11,971.00  | 100.00%                                    | 0.00                                           | 0.00 |   |
| 09.4  | Painting                        | 52,602.00  | 52,602.00           | 0.00            | 0.00                              | 0.00                       | 52,602.00  | 100.00%                                    | 0.00                                           | 0.00 |   |
| 10.1  | Display Boards                  | 1,831.00   | 1,831.00            | 0.00            | 0.00                              | 0.00                       | 1,831.00   | 100.00%                                    | 0.00                                           | 0.00 |   |
| 10.2  | Bollard Covers                  | 1,202.00   | 1,202.00            | 0.00            | 0.00                              | 0.00                       | 1,202.00   | 100.00%                                    | 0.00                                           | 0.00 |   |
| 10.3  | Toilet Partitions & Accessories | 11,345.00  | 11,345.00           | 0.00            | 0.00                              | 0.00                       | 11,345.00  | 100.00%                                    | 0.00                                           | 0.00 |   |
| 10.4  | Flagpoles                       | 2,997.00   | 2,997.00            | 0.00            | 0.00                              | 0.00                       | 2,997.00   | 100.00%                                    | 0.00                                           | 0.00 |   |
| 10.5  | Protective Covers               | 49,834.00  | 49,834.00           | 0.00            | 0.00                              | 0.00                       | 49,834.00  | 100.00%                                    | 0.00                                           | 0.00 |   |
| 10.6  | Fire Cabinets                   | 1,652.00   | 1,652.00            | 0.00            | 0.00                              | 0.00                       | 1,652.00   | 100.00%                                    | 0.00                                           | 0.00 |   |
| 11.1  | Appliances                      | 10,703.00  | 10,703.00           | 0.00            | 0.00                              | 0.00                       | 10,703.00  | 100.00%                                    | 0.00                                           | 0.00 |   |
| 12.1  | Window Coverings                | 4,581.00   | 4,581.00            | 0.00            | 0.00                              | 0.00                       | 4,581.00   | 100.00%                                    | 0.00                                           | 0.00 |   |

AIA Document G703® - 1992, Copyright © 1963, 1965, 1966, 1967, 1970, 1978, 1983 and 1992 by The American Institute of Architects. All rights reserved. The "American Institute of Architects," "AIA," the AIA Logo, "G703," and "AIA Contract Documents" are registered trademarks and may not be used without permission. This document was produced by AIA software at 12:54:35 ET on 08/19/2020 under Order No.3126274872 which expires on 02/13/2021, is not for resale, is licensed for one-time use only, and may only be used in accordance with the AIA Contract Documents' Terms of Service. To report copyright violations, e-mail copyright@aia.org. User Name: (389ADASE)



| A<br>ITEM<br>NO. | B<br>DESCRIPTION OF<br>WORK | C<br>SCHEDULED<br>VALUE | D<br>WORK COMPLETED                        |             | E<br>THIS PERIOD | F<br>MATERIALS<br>PRESENTLY<br>STORED<br>(NOT IN D OR E) | G                                                       |              | H<br>BALANCE TO<br>FINISH<br>(C - G) | I<br>RETAINAGE<br>(IF VARIABLE<br>RATE) |
|------------------|-----------------------------|-------------------------|--------------------------------------------|-------------|------------------|----------------------------------------------------------|---------------------------------------------------------|--------------|--------------------------------------|-----------------------------------------|
|                  |                             |                         | FROM<br>PREVIOUS<br>APPLICATION<br>(D + E) | THIS PERIOD |                  |                                                          | TOTAL<br>COMPLETED AND<br>STORED TO DATE<br>(D + E + F) | %<br>(G ÷ C) |                                      |                                         |
| 12.2             | Projection Screen           | 5,870.00                | 5,870.00                                   | 0.00        | 0.00             | 0.00                                                     | 5,870.00                                                | 100.00%      | 0.00                                 | 0.00                                    |
| 13.1             | PEMB                        | 177,712.00              | 177,712.00                                 | 0.00        | 0.00             | 0.00                                                     | 177,712.00                                              | 100.00%      | 0.00                                 | 0.00                                    |
| 13.2             | Fire Alarm                  | 17,171.00               | 17,171.00                                  | 0.00        | 0.00             | 0.00                                                     | 17,171.00                                               | 100.00%      | 0.00                                 | 0.00                                    |
| 13.3             | Fire Sprinkler              | 44,016.00               | 44,016.00                                  | 0.00        | 0.00             | 0.00                                                     | 44,016.00                                               | 100.00%      | 0.00                                 | 0.00                                    |
| 22.1             | Plumbing                    | 234,236.00              | 234,236.00                                 | 0.00        | 0.00             | 0.00                                                     | 234,236.00                                              | 100.00%      | 0.00                                 | 0.00                                    |
| 23.1             | HVAC                        | 323,800.00              | 323,800.00                                 | 0.00        | 0.00             | 0.00                                                     | 323,800.00                                              | 100.00%      | 0.00                                 | 0.00                                    |
| 26.1             | Electrical                  | 439,351.00              | 439,351.00                                 | 0.00        | 0.00             | 0.00                                                     | 439,351.00                                              | 100.00%      | 0.00                                 | 0.00                                    |
| 27.1             | Communication Cabling       | 26,847.00               | 26,847.00                                  | 0.00        | 0.00             | 0.00                                                     | 26,847.00                                               | 100.00%      | 0.00                                 | 0.00                                    |
|                  |                             | 0.00                    | 0.00                                       | 0.00        | 0.00             | 0.00                                                     | 0.00                                                    | 0.00%        | 0.00                                 | 0.00                                    |
|                  | STATION 94                  | 0.00                    | 0.00                                       | 0.00        | 0.00             | 0.00                                                     | 0.00                                                    | 0.00%        | 0.00                                 | 0.00                                    |
| 0.1              | OC Allowance                | 37.17                   | 37.17                                      | 0.00        | 0.00             | 0.00                                                     | 37.17                                                   | 100.00%      | 0.00                                 | 0.00                                    |
| 0.1a             | AER-OC-002                  | 1,704.00                | 1,704.00                                   | 0.00        | 0.00             | 0.00                                                     | 1,704.00                                                | 100.00%      | 0.00                                 | 0.00                                    |
| 0.1b             | AER-OC-004                  | 5,171.00                | 5,171.00                                   | 0.00        | 0.00             | 0.00                                                     | 5,171.00                                                | 100.00%      | 0.00                                 | 0.00                                    |
| 0.1c             | AER-OC-005                  | -640.00                 | -640.00                                    | 0.00        | 0.00             | 0.00                                                     | -640.00                                                 | 100.00%      | 0.00                                 | 0.00                                    |
| 0.1d             | AER-OC-006                  | 2,276.00                | 2,276.00                                   | 0.00        | 0.00             | 0.00                                                     | 2,276.00                                                | 100.00%      | 0.00                                 | 0.00                                    |
| 0.1e             | AER-OC-007                  | 4,246.53                | 4,246.53                                   | 0.00        | 0.00             | 0.00                                                     | 4,246.53                                                | 100.00%      | 0.00                                 | 0.00                                    |
| 0.1f             | AER-OC-008                  | 2,100.00                | 2,100.00                                   | 0.00        | 0.00             | 0.00                                                     | 2,100.00                                                | 100.00%      | 0.00                                 | 0.00                                    |
| 0.1g             | AER-OC-009                  | 2,716.00                | 2,716.00                                   | 0.00        | 0.00             | 0.00                                                     | 2,716.00                                                | 100.00%      | 0.00                                 | 0.00                                    |
| 0.1h             | AER-OC-014                  | -6,000.00               | -6,000.00                                  | 0.00        | 0.00             | 0.00                                                     | -6,000.00                                               | 100.00%      | 0.00                                 | 0.00                                    |
| 0.1i             | AER-OC-012 Partial          | 4,497.08                | 4,497.08                                   | 0.00        | 0.00             | 0.00                                                     | 4,497.08                                                | 100.00%      | 0.00                                 | 0.00                                    |
| 0.1j             | AER-OC-016                  | 1,225.00                | 1,225.00                                   | 0.00        | 0.00             | 0.00                                                     | 1,225.00                                                | 100.00%      | 0.00                                 | 0.00                                    |
| 0.1k             | AER-OC-018                  | 3,113.50                | 3,113.50                                   | 0.00        | 0.00             | 0.00                                                     | 3,113.50                                                | 100.00%      | 0.00                                 | 0.00                                    |
| 0.1l             | AER-OC-021                  | 2,994.80                | 2,994.80                                   | 0.00        | 0.00             | 0.00                                                     | 2,994.80                                                | 100.00%      | 0.00                                 | 0.00                                    |
| 0.1m             | AER-OC-022                  | 3,368.97                | 3,368.97                                   | 0.00        | 0.00             | 0.00                                                     | 3,368.97                                                | 100.00%      | 0.00                                 | 0.00                                    |
| 0.1n             | AER-OC-023                  | 290.00                  | 290.00                                     | 0.00        | 0.00             | 0.00                                                     | 290.00                                                  | 100.00%      | 0.00                                 | 0.00                                    |
| 0.1o             | AER-OC-025                  | 1,275.00                | 1,275.00                                   | 0.00        | 0.00             | 0.00                                                     | 1,275.00                                                | 100.00%      | 0.00                                 | 0.00                                    |
| 0.1p             | AER-OC-026                  | 1,066.00                | 1,066.00                                   | 0.00        | 0.00             | 0.00                                                     | 1,066.00                                                | 100.00%      | 0.00                                 | 0.00                                    |
| 0.1q             | AER-OC-027                  | 8,553.00                | 8,553.00                                   | 0.00        | 0.00             | 0.00                                                     | 8,553.00                                                | 100.00%      | 0.00                                 | 0.00                                    |
| 0.1r             | AER-OC-028                  | 3,000.00                | 3,000.00                                   | 0.00        | 0.00             | 0.00                                                     | 3,000.00                                                | 100.00%      | 0.00                                 | 0.00                                    |
| 0.1s             | AER-OC-029                  | 1,464.40                | 1,464.40                                   | 0.00        | 0.00             | 0.00                                                     | 1,464.40                                                | 100.00%      | 0.00                                 | 0.00                                    |

AIA Document G703® - 1992. Copyright © 1963, 1965, 1966, 1967, 1970, 1976, 1983 and 1982 by The American Institute of Architects. All rights reserved. The "American Institute of Architects," "AIA," the AIA Logo, "G703," and "AIA Contract Documents" are registered trademarks and may not be used without permission. This document was produced by AIA software at 12:54:36 ET on 08/19/2020 under Order No.3126274972 which expires on 02/13/2021, is not for resale, is licensed for one-time use only, and may only be used in accordance with the AIA Contract Documents® Terms of Service. To report copyright violations, e-mail copyright@aia.org.  
User Notes: (389AD45E)

| A<br>ITEM<br>NO. | B<br>DESCRIPTION OF<br>WORK | C<br>SCHEDULED<br>VALUE | D<br>WORK COMPLETED                        |  | E<br>WORK COMPLETED<br>THIS PERIOD | F<br>MATERIALS<br>PRESENTLY<br>STORED<br>(NOT IN D OR E) | G                                                       |              | H<br>BALANCE TO<br>FINISH<br>(C - G) | I<br>RETAINAGE<br>(IF VARIABLE<br>RATE) |
|------------------|-----------------------------|-------------------------|--------------------------------------------|--|------------------------------------|----------------------------------------------------------|---------------------------------------------------------|--------------|--------------------------------------|-----------------------------------------|
|                  |                             |                         | FROM<br>PREVIOUS<br>APPLICATION<br>(D + E) |  |                                    |                                                          | TOTAL<br>COMPLETED AND<br>STORED TO DATE<br>(D + E + F) | %<br>(G + C) |                                      |                                         |
| 0.1t             | AER-OC-030 50%              | 2,105.50                | 2,105.50                                   |  | 0.00                               | 0.00                                                     | 2,105.50                                                | 100.00%      | 0.00                                 | 0.00                                    |
| 0.1u             | AER-OC-031 50%              | 2,837.50                | 2,837.50                                   |  | 0.00                               | 0.00                                                     | 2,837.50                                                | 100.00%      | 0.00                                 | 0.00                                    |
| 0.2              | Signage Allowance           | 0.00                    | 0.00                                       |  | 0.00                               | 0.00                                                     | 0.00                                                    | 0.00%        | 0.00                                 | 0.00                                    |
| 0.2a             | AER-G-01                    | 5,088.00                | 5,088.00                                   |  | 0.00                               | 0.00                                                     | 5,088.00                                                | 100.00%      | 0.00                                 | 0.00                                    |
| 0.2b             | AER-DH-02 Partial           | 5,778.55                | 5,778.55                                   |  | 0.00                               | 0.00                                                     | 5,778.55                                                | 100.00%      | 0.00                                 | 0.00                                    |
| 0.2c             | AER-G-02                    | 518.50                  | 518.50                                     |  | 0.00                               | 0.00                                                     | 518.50                                                  | 100.00%      | 0.00                                 | 0.00                                    |
| 0.3              | Hardware Allowance          | 0.00                    | 0.00                                       |  | 0.00                               | 0.00                                                     | 0.00                                                    | 0.00%        | 0.00                                 | 0.00                                    |
| 0.3a             | AER-DH-01                   | 32,388.00               | 32,388.00                                  |  | 0.00                               | 0.00                                                     | 32,388.00                                               | 100.00%      | 0.00                                 | 0.00                                    |
| 0.3b             | AER-DH-02 Partial           | 17,612.00               | 17,612.00                                  |  | 0.00                               | 0.00                                                     | 17,612.00                                               | 100.00%      | 0.00                                 | 0.00                                    |
| 0.4              | Smoke Testing Allowance     | 2,020.54                | 2,020.54                                   |  | 0.00                               | 0.00                                                     | 2,020.54                                                | 100.00%      | 0.00                                 | 0.00                                    |
| 0.5              | Landscape Bed Allowance     | 0.00                    | 0.00                                       |  | 0.00                               | 0.00                                                     | 0.00                                                    | 0.00%        | 0.00                                 | 0.00                                    |
|                  | Gate CR                     | 5,479.46                | 5,479.46                                   |  | 0.00                               | 0.00                                                     | 5,479.46                                                | 100.00%      | 0.00                                 | 0.00                                    |
| 01.01            | Supervision                 | 65,105.00               | 65,105.00                                  |  | 0.00                               | 0.00                                                     | 65,105.00                                               | 100.00%      | 0.00                                 | 0.00                                    |
| 01.02            | Temporary Facilities        | 9,508.00                | 9,508.00                                   |  | 0.00                               | 0.00                                                     | 9,508.00                                                | 100.00%      | 0.00                                 | 0.00                                    |
| 01.03            | Construction Fence          | 2,417.00                | 2,417.00                                   |  | 0.00                               | 0.00                                                     | 2,417.00                                                | 100.00%      | 0.00                                 | 0.00                                    |
| 01.04            | Dumpsters                   | 10,359.00               | 10,359.00                                  |  | 0.00                               | 0.00                                                     | 10,359.00                                               | 100.00%      | 0.00                                 | 0.00                                    |
| 01.05            | Mobilization                | 2,400.00                | 2,400.00                                   |  | 0.00                               | 0.00                                                     | 2,400.00                                                | 100.00%      | 0.00                                 | 0.00                                    |
| 01.06            | Surveying                   | 5,755.00                | 5,755.00                                   |  | 0.00                               | 0.00                                                     | 5,755.00                                                | 100.00%      | 0.00                                 | 0.00                                    |
| 01.07            | Equipment Rental            | 3,914.00                | 3,914.00                                   |  | 0.00                               | 0.00                                                     | 3,914.00                                                | 100.00%      | 0.00                                 | 0.00                                    |
| 01.08            | Final Clean                 | 3,119.00                | 3,119.00                                   |  | 0.00                               | 0.00                                                     | 3,119.00                                                | 100.00%      | 0.00                                 | 0.00                                    |
| 01.09            | General Labor               | 5,685.00                | 5,685.00                                   |  | 0.00                               | 0.00                                                     | 5,685.00                                                | 100.00%      | 0.00                                 | 0.00                                    |
| 01.10            | Insurance                   | 36,925.00               | 36,925.00                                  |  | 0.00                               | 0.00                                                     | 36,925.00                                               | 100.00%      | 0.00                                 | 0.00                                    |
|                  | Performance & Payment       |                         |                                            |  |                                    |                                                          |                                                         |              |                                      |                                         |
| 01.11            | Bonds                       | 35,107.00               | 35,107.00                                  |  | 0.00                               | 0.00                                                     | 35,107.00                                               | 100.00%      | 0.00                                 | 0.00                                    |
| 02.01            | Earthwork                   | 106,931.00              | 106,931.00                                 |  | 0.00                               | 0.00                                                     | 106,931.00                                              | 100.00%      | 0.00                                 | 0.00                                    |
| 02.02            | SWPPP                       | 4,604.00                | 4,604.00                                   |  | 0.00                               | 0.00                                                     | 4,604.00                                                | 100.00%      | 0.00                                 | 0.00                                    |
| 02.03            | Utilities                   | 85,177.00               | 85,177.00                                  |  | 0.00                               | 0.00                                                     | 85,177.00                                               | 100.00%      | 0.00                                 | 0.00                                    |
| 02.04            | Fire Line                   | 47,883.00               | 47,883.00                                  |  | 0.00                               | 0.00                                                     | 47,883.00                                               | 100.00%      | 0.00                                 | 0.00                                    |

AIA Document G703® - 1992, Copyright © 1963, 1965, 1966, 1967, 1970, 1978, 1983 and 1992 by The American Institute of Architects. All rights reserved. The "American Institute of Architects," "AIA," the AIA Logo, "G703," and "AIA Contract Documents" are registered trademarks and may not be used without permission. This document was produced by AIA software at 12:54:35 ET on 08/19/2020 under Order No.3126274972 which expires on 02/13/2021. It is not for resale, is licensed for one-time use only, and may only be used in accordance with the AIA Contract Documents' Terms of Service. To report copyright violations, e-mail copyright@aia.org.  
User Notice: (SB9ADA5E)

| A<br>ITEM<br>NO. | B<br>DESCRIPTION OF<br>WORK     | C<br>SCHEDULED<br>VALUE | D<br>WORK COMPLETED                        |  | E<br>WORK COMPLETED<br>THIS PERIOD | F<br>MATERIALS<br>PRESENTLY<br>STORED<br>(NOT IN D OR E) | G                                                       |              | H<br>BALANCE TO<br>FINISH<br>(C - G) | I<br>RETAINAGE<br>(IF VARIABLE<br>RATE) |
|------------------|---------------------------------|-------------------------|--------------------------------------------|--|------------------------------------|----------------------------------------------------------|---------------------------------------------------------|--------------|--------------------------------------|-----------------------------------------|
|                  |                                 |                         | FROM<br>PREVIOUS<br>APPLICATION<br>(D + E) |  |                                    |                                                          | TOTAL<br>COMPLETED AND<br>STORED TO DATE<br>(D + E + F) | %<br>(G ÷ C) |                                      |                                         |
| 02.05            | Irrigation                      | 17,841.00               | 17,841.00                                  |  | 0.00                               | 0.00                                                     | 17,841.00                                               | 100.00%      | 0.00                                 | 0.00                                    |
| 02.06            | Landscaping                     | 25,895.00               | 25,895.00                                  |  | 0.00                               | 0.00                                                     | 25,895.00                                               | 100.00%      | 0.00                                 | 0.00                                    |
| 02.07            | Paving Specialties              | 3,396.00                | 3,396.00                                   |  | 0.00                               | 0.00                                                     | 3,396.00                                                | 100.00%      | 0.00                                 | 0.00                                    |
| 02.08            | Gates                           | 1,727.00                | 1,727.00                                   |  | 0.00                               | 0.00                                                     | 1,727.00                                                | 100.00%      | 0.00                                 | 0.00                                    |
| 03.1             | Concrete                        | 227,711.00              | 227,711.00                                 |  | 0.00                               | 0.00                                                     | 227,711.00                                              | 100.00%      | 0.00                                 | 0.00                                    |
| 03.2             | Polished Concrete               | 6,906.00                | 6,906.00                                   |  | 0.00                               | 0.00                                                     | 6,906.00                                                | 100.00%      | 0.00                                 | 0.00                                    |
| 04.1             | Masonry                         | 115,331.00              | 115,331.00                                 |  | 0.00                               | 0.00                                                     | 115,331.00                                              | 100.00%      | 0.00                                 | 0.00                                    |
| 05.1             | Steel Erection                  | 87,315.00               | 87,315.00                                  |  | 0.00                               | 0.00                                                     | 87,315.00                                               | 100.00%      | 0.00                                 | 0.00                                    |
| 05.2             | Miscellaneous Steel             | 3,223.00                | 3,223.00                                   |  | 0.00                               | 0.00                                                     | 3,223.00                                                | 100.00%      | 0.00                                 | 0.00                                    |
| 06.1             | Millwork                        | 46,030.00               | 46,030.00                                  |  | 0.00                               | 0.00                                                     | 46,030.00                                               | 100.00%      | 0.00                                 | 0.00                                    |
| 07.1             | Waterproofing                   | 42,888.00               | 42,888.00                                  |  | 0.00                               | 0.00                                                     | 42,888.00                                               | 100.00%      | 0.00                                 | 0.00                                    |
| 07.2             | Insulation                      | 35,594.00               | 35,594.00                                  |  | 0.00                               | 0.00                                                     | 35,594.00                                               | 100.00%      | 0.00                                 | 0.00                                    |
| 07.3             | TPO Roofing                     | 16,920.00               | 16,920.00                                  |  | 0.00                               | 0.00                                                     | 16,920.00                                               | 100.00%      | 0.00                                 | 0.00                                    |
| 08.1             | Doors & Frames                  | 31,734.00               | 31,734.00                                  |  | 0.00                               | 0.00                                                     | 31,734.00                                               | 100.00%      | 0.00                                 | 0.00                                    |
| 08.2             | OH Doors                        | 25,726.00               | 25,726.00                                  |  | 0.00                               | 0.00                                                     | 25,726.00                                               | 100.00%      | 0.00                                 | 0.00                                    |
| 08.3             | Storefronts                     | 65,117.00               | 65,117.00                                  |  | 0.00                               | 0.00                                                     | 65,117.00                                               | 100.00%      | 0.00                                 | 0.00                                    |
| 09.1             | Gypsum Assemblies               | 132,181.00              | 132,181.00                                 |  | 0.00                               | 0.00                                                     | 132,181.00                                              | 100.00%      | 0.00                                 | 0.00                                    |
| 09.2             | Flooring                        | 82,077.00               | 82,077.00                                  |  | 0.00                               | 0.00                                                     | 82,077.00                                               | 100.00%      | 0.00                                 | 0.00                                    |
| 09.3             | Acoustical Ceilings             | 11,971.00               | 11,971.00                                  |  | 0.00                               | 0.00                                                     | 11,971.00                                               | 100.00%      | 0.00                                 | 0.00                                    |
| 09.4             | Painting                        | 52,602.00               | 52,602.00                                  |  | 0.00                               | 0.00                                                     | 52,602.00                                               | 100.00%      | 0.00                                 | 0.00                                    |
| 10.1             | Display Boards                  | 1,831.00                | 1,831.00                                   |  | 0.00                               | 0.00                                                     | 1,831.00                                                | 100.00%      | 0.00                                 | 0.00                                    |
| 10.2             | Bollard Covers                  | 1,202.00                | 1,202.00                                   |  | 0.00                               | 0.00                                                     | 1,202.00                                                | 100.00%      | 0.00                                 | 0.00                                    |
| 10.3             | Toilet Partitions & Accessories | 11,345.00               | 11,345.00                                  |  | 0.00                               | 0.00                                                     | 11,345.00                                               | 100.00%      | 0.00                                 | 0.00                                    |
| 10.4             | Flagpoles                       | 2,997.00                | 2,997.00                                   |  | 0.00                               | 0.00                                                     | 2,997.00                                                | 100.00%      | 0.00                                 | 0.00                                    |
| 10.5             | Protective Covers               | 49,834.00               | 49,834.00                                  |  | 0.00                               | 0.00                                                     | 49,834.00                                               | 100.00%      | 0.00                                 | 0.00                                    |
| 10.6             | Fire Cabinets                   | 1,652.00                | 1,652.00                                   |  | 0.00                               | 0.00                                                     | 1,652.00                                                | 100.00%      | 0.00                                 | 0.00                                    |
| 11.1             | Appliances                      | 10,703.00               | 10,703.00                                  |  | 0.00                               | 0.00                                                     | 10,703.00                                               | 100.00%      | 0.00                                 | 0.00                                    |
| 12.1             | Window Coverings                | 4,581.00                | 4,581.00                                   |  | 0.00                               | 0.00                                                     | 4,581.00                                                | 100.00%      | 0.00                                 | 0.00                                    |
| 12.2             | Projection Screen               | 5,870.00                | 5,870.00                                   |  | 0.00                               | 0.00                                                     | 5,870.00                                                | 100.00%      | 0.00                                 | 0.00                                    |

AIA Document G703<sup>®</sup> - 1992. Copyright © 1963, 1965, 1966, 1967, 1970, 1978, 1983 and 1992 by The American Institute of Architects. All rights reserved. The "American Institute of Architects," "AIA," the AIA Logo, "G703," and "AIA Contract Documents" are registered trademarks and may not be used without permission. This document was produced by AIA software at 12:54:35 ET on 08/19/2020 under Order No. 3128274872 which expires on 02/19/2021. It is not for resale, is licensed for one-time use only, and may only be used in accordance with the AIA Contract Documents' Terms of Service. To report copyright violations, e-mail [copyright@aia.org](mailto:copyright@aia.org).  
 User Notes: (899AD45E)

| A<br>ITEM<br>NO. | B<br>DESCRIPTION OF<br>WORK | C<br>SCHEDULED<br>VALUE | D<br>WORK COMPLETED                        |               | E<br>THIS PERIOD | F<br>MATERIALS<br>PRESENTLY<br>STORED<br>(NOT IN D OR E) | G                                                       |                | H<br>BALANCE TO<br>FINISH<br>(C - G) | I<br>RETAINAGE<br>(IF VARIABLE<br>RATE) |
|------------------|-----------------------------|-------------------------|--------------------------------------------|---------------|------------------|----------------------------------------------------------|---------------------------------------------------------|----------------|--------------------------------------|-----------------------------------------|
|                  |                             |                         | FROM<br>PREVIOUS<br>APPLICATION<br>(D + E) | THIS PERIOD   |                  |                                                          | TOTAL<br>COMPLETED AND<br>STORED TO DATE<br>(D + E + F) | %<br>(G ÷ C)   |                                      |                                         |
| 13.1             | PEMB                        | 177,712.00              | 177,712.00                                 | 0.00          | 0.00             | 0.00                                                     | 177,712.00                                              | 100.00%        | 0.00                                 | 0.00                                    |
| 13.2             | Fire Alarm                  | 17,171.00               | 17,171.00                                  | 0.00          | 0.00             | 0.00                                                     | 17,171.00                                               | 100.00%        | 0.00                                 | 0.00                                    |
| 13.3             | Fire Sprinkler              | 44,016.00               | 44,016.00                                  | 0.00          | 0.00             | 0.00                                                     | 44,016.00                                               | 100.00%        | 0.00                                 | 0.00                                    |
| 22.1             | Plumbing                    | 234,236.00              | 234,236.00                                 | 0.00          | 0.00             | 0.00                                                     | 234,236.00                                              | 100.00%        | 0.00                                 | 0.00                                    |
| 23.1             | HVAC                        | 308,920.00              | 308,920.00                                 | 0.00          | 0.00             | 0.00                                                     | 308,920.00                                              | 100.00%        | 0.00                                 | 0.00                                    |
| 26.1             | Electrical                  | 315,588.00              | 315,588.00                                 | 0.00          | 0.00             | 0.00                                                     | 315,588.00                                              | 100.00%        | 0.00                                 | 0.00                                    |
| 27.1             | Communication Cabling       | 26,847.00               | 26,847.00                                  | 0.00          | 0.00             | 0.00                                                     | 26,847.00                                               | 100.00%        | 0.00                                 | 0.00                                    |
| CO               | Change Order 2              | -37,425.92              | -37,425.92                                 | 0.00          | 0.00             | 0.00                                                     | -37,425.92                                              | 100.00%        | 0.00                                 | 0.00                                    |
|                  | <b>GRAND TOTAL</b>          | <b>\$6,141,034.08</b>   | <b>\$6,141,034.08</b>                      | <b>\$0.00</b> | <b>\$0.00</b>    | <b>\$0.00</b>                                            | <b>\$6,141,034.08</b>                                   | <b>100.00%</b> | <b>\$0.00</b>                        | <b>\$0.00</b>                           |

## Conditional Waiver & Release Upon Final Payment

Whereas, the undersigned **Construction Masters of Houston, Inc.** has performed work or furnished materials for improvement to property known as **Harris County ESD #1, EMS Stations 92 & 94**, located in the city of Houston, state of Texas.

The undersigned further certifies that all labor and materials furnished by the undersigned in connection with the above named project has been paid in full and agrees to indemnify and save harmless the said Owner, **Harris County ESD #1**, against all loss, damages, cost or expense of any character whatsoever that may arise by reason of claims for labor or unpaid material used in connection with said improvements. When the check has been properly endorsed, and has been paid by the bank upon which it is drawn, this document shall become effective to release pro tanto, any mechanic's lien, stop notice or bond right the undersigned has on the job.

Signed, Sealed and Delivered This 19<sup>th</sup> Day of August, 2020

**Construction Masters of Houston, Inc.**

By: \_\_\_\_\_

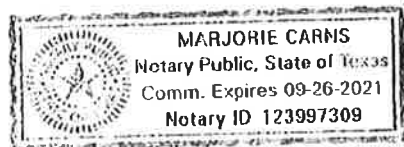
Title: **President**

State of Texas }  
County of Brazoria }

Before me, the undersigned authority, on this day appeared **Justin Davis**, a person known to me, who upon being placed under oath, stated that he read and signed the foregoing instrument for the purposes and consideration therein stated and as the act and deed of **Construction Masters of Houston, Inc.** and further stated that each statement therein is within his knowledge and is true and correct.

Sworn and subscribed to before me on the 19<sup>th</sup> day of August, 2020.

*Marjorie Carns*  
\_\_\_\_\_  
Notary Public in and for Brazoria County, Texas  
My commission expires: 9/26/21





**HCESD No 1 Monthly Financial Report Summary  
October Board Meeting  
Tuesday, October 27, 2020**

At the beginning of September the Harris County Emergency Services District No 1 (HCESD No 1) beginning Operating Fund Balance was \$14,986,092. During the month, HCESD No 1 received \$10,759 in revenue – the majority of which came from the county tax receipts. HCESD No 1 processed \$1,757,469 in disbursements during the month. 76% of this balance is a payment to HCEC for the monthly invoices related to Contract Revenue (\$1,335,392). The ending balance as of September 30, 2020 is \$13,239,383.

The invoices pending board approval total \$1,618,098. See page 3 and 4 for “Unpaid Bills Detail” report. This amount includes two Dodge Ram’s previously approved, however we’ve recently obtained payment instructions so the unpaid bills includes \$82,459 related to this matter.

**APPROVED**  
Document approved by Harris County ESD-1  
Board of Commissioners  
By a Majority Vote  
on 10-27-20 (Date)  
  
President of ESD-1  
  
Secretary of ESD-1

**Harris County ESD No 1  
General Operating Fund  
As of September 30, 2020**

**General Operating Fund**

**BEGINNING BALANCE:** 14,986,091.79

**REVENUE**

|                      |          |                            |                  |
|----------------------|----------|----------------------------|------------------|
| Deposits             | 6,249.12 | Tax and Receivable Revenue |                  |
| Interest             | 4,429.15 | Savings Interest           |                  |
| Interest             | 80.97    | TX Class Interest          |                  |
| <b>Total Revenue</b> |          |                            | <b>10,759.24</b> |

**DISBURSEMENTS**

|                                      |              |                            |                     |
|--------------------------------------|--------------|----------------------------|---------------------|
| ACH Caryn Papantonakis               | 6,000.00     | Legal                      |                     |
| ACH Fred Scibuola                    | 750.00       | Commissioner Reimbursement |                     |
| ACH Harris County Appraisal District | 33,858.00    | 4th Qtr                    |                     |
| ACH Stryker Medical Corp             | 212,144.97   | Medical Equipment          |                     |
| ACH AG CM                            | 10,700.00    | Consultants                |                     |
| ACH Construction Masters of Houston  | 117,336.40   | Construction               |                     |
| ACH DeLage Laden Finance             | 36,939.53    | Debt Payment               |                     |
| ACH HCEC                             | 1,335,392.00 | Monthly Bill               |                     |
| ACH Oak Interactive                  | 450.00       | Website                    |                     |
| ACH The Morton Accounting Service    | 3,897.60     | CPA                        |                     |
| <b>Total Disbursements</b>           |              |                            | <b>1,757,468.50</b> |

**ENDING BALANCE:** **13,239,382.53**

**9/30/2020**

| <b>LOCATION OF ASSETS</b>    | <b>Interest Rate</b> | <b>Balance</b>       |
|------------------------------|----------------------|----------------------|
| Prosperity Operating         |                      | 232,282.89           |
| Prosperity Money Mkt         | 0.4000%              | 12,313,805.58        |
| Texas Class                  | 0.1424%              | 693,294.06           |
| <b>Total Account Balance</b> |                      | <b>13,239,382.53</b> |

12:55 AM

10/25/20

**Harris County ESD No. 1 - GOF**  
**Unpaid Bills Detail**  
 As of October 26, 2020

| Type                                         | Date       | Num              | Memo                                           | Due Date   | Open Balance |
|----------------------------------------------|------------|------------------|------------------------------------------------|------------|--------------|
| <b>AG CM Inc.</b>                            |            |                  |                                                |            |              |
| Bill                                         | 09/30/2020 | 7922             | Project Management Support - Sept 2020         | 10/10/2020 | 773.76       |
| Bill                                         | 09/30/2020 | 7929             | Project Management Support #97 - Sept 20...    | 10/10/2020 | 11,415.00    |
| Total AG CM Inc.                             |            |                  |                                                |            | 12,188.76    |
| <b>Caryn Papantonakis</b>                    |            |                  |                                                |            |              |
| Bill                                         | 10/11/2020 |                  | Legal Fees                                     | 10/21/2020 | 6,000.00     |
| Total Caryn Papantonakis                     |            |                  |                                                |            | 6,000.00     |
| <b>Construction Masters of Houston, Inc.</b> |            |                  |                                                |            |              |
| Bill                                         | 10/20/2020 | Pay Request 1... | Pay Request 9 - Total Contract \$1,819,000-... | 10/30/2020 | 67,396.80    |
| Total Construction Masters of Houston, Inc.  |            |                  |                                                |            | 67,396.80    |
| <b>Cowboy Chrysler Dodge Jeep</b>            |            |                  |                                                |            |              |
| Bill                                         | 07/31/2020 | G201836          | 2020 Dodge Ram Purchase VIN 3C7WRSB...         | 08/10/2020 | 41,229.50    |
| Bill                                         | 07/31/2020 | g187792          | 2020 Dodge Ram Purchase VIN 3C7WRSB...         | 08/10/2020 | 41,229.50    |
| Bill                                         | 10/13/2020 | G272547          | 2020 Dodge Ram Purchase VIN 3C7WRSB...         | 10/23/2020 | 41,218.50    |
| Bill                                         | 10/13/2020 | G272548          | 2020 Dodge Ram Purchase VIN 3C7WRSB...         | 10/23/2020 | 41,218.50    |
| Bill                                         | 10/13/2020 | G273465          | 2020 Dodge Ram Purchase VIN 3C7WRSB...         | 10/23/2020 | 41,218.50    |
| Total Cowboy Chrysler Dodge Jeep             |            |                  |                                                |            | 206,114.50   |
| <b>De Lage Laden Public Finance</b>          |            |                  |                                                |            |              |
| Bill                                         | 10/15/2020 |                  | Building Note - Monthly                        | 10/25/2020 | 36,939.53    |
| Total De Lage Laden Public Finance           |            |                  |                                                |            | 36,939.53    |
| <b>Fred A Scibuola</b>                       |            |                  |                                                |            |              |
| Bill                                         | 10/20/2020 | Sept/Oct Reimb   | Sept 15 - Sept 24, 2020 Reimbursement          | 10/30/2020 | 750.00       |
| Total Fred A Scibuola                        |            |                  |                                                |            | 750.00       |
| <b>HCEC</b>                                  |            |                  |                                                |            |              |
| Bill                                         | 09/30/2020 | 2207             | Sept 2020                                      | 10/10/2020 | 1,175,126.00 |
| Total HCEC                                   |            |                  |                                                |            | 1,175,126.00 |
| <b>Houston Chronicle</b>                     |            |                  |                                                |            |              |
| Bill                                         | 09/30/2020 | 34049563         | Legal Notices & Filing Fees - 2021 Tax Rat...  | 10/10/2020 | 11,467.37    |
| Total Houston Chronicle                      |            |                  |                                                |            | 11,467.37    |
| <b>Lonestar Documentation</b>                |            |                  |                                                |            |              |
| Bill                                         | 09/30/2020 | 4590             | 50% invoiced - Final                           | 10/10/2020 | 1,960.00     |
| Total Lonestar Documentation                 |            |                  |                                                |            | 1,960.00     |
| <b>Martinez Architects LP</b>                |            |                  |                                                |            |              |
| Bill                                         | 09/01/2020 | 19005-19         | Design Station No 97 - May 2020 Estimate ...   | 09/11/2020 | 142.09       |
| Bill                                         | 09/30/2020 | 19005-20         | Design Station No 97 - Sept 2020 Estimate ...  | 10/10/2020 | 2,016.00     |
| Total Martinez Architects LP                 |            |                  |                                                |            | 2,158.09     |
| <b>Oak Interactive, LLC</b>                  |            |                  |                                                |            |              |
| Bill                                         | 09/30/2020 | 12764            | Monthly Website Maintenance                    | 10/10/2020 | 450.00       |
| Total Oak Interactive, LLC                   |            |                  |                                                |            | 450.00       |
| <b>Shirley Reed</b>                          |            |                  |                                                |            |              |
| Bill                                         | 09/01/2020 | Reimb July 22    | Reimbursement Request June 29 - July 22...     | 09/11/2020 | 600.00       |
| Total Shirley Reed                           |            |                  |                                                |            | 600.00       |
| <b>Stryker Medical Corp</b>                  |            |                  |                                                |            |              |
| Bill                                         | 09/08/2020 | 3136287M         | Ambulande Cot Power Pro (Qty 5)                | 09/18/2020 | 92,727.74    |
| Total Stryker Medical Corp                   |            |                  |                                                |            | 92,727.74    |
| <b>The Morton Accounting Services</b>        |            |                  |                                                |            |              |
| Bill                                         | 09/30/2020 | 2117             | September CPA Services                         | 10/10/2020 | 3,699.47     |

No assurance is provided on these financial statements



12:55 AM

10/25/20

Harris County ESD No. 1 - GOF  
**Unpaid Bills Detail**  
As of October 26, 2020

---

| <u>Type</u>                                | <u>Date</u> | <u>Num</u>       | <u>Memo</u>                           | <u>Due Date</u> | <u>Open Balance</u>        |
|--------------------------------------------|-------------|------------------|---------------------------------------|-----------------|----------------------------|
| Total The Morton Accounting Services       |             |                  |                                       |                 | 3,699.47                   |
| <b>Victor O. Schinnerer &amp; Co. Inc.</b> |             |                  |                                       |                 |                            |
| Bill                                       | 10/26/2020  | Scibuola 61BS... | Bond - Commissioner Scibuola 3YR Bond | 11/05/2020      | 520.00                     |
| Total Victor O. Schinnerer & Co. Inc.      |             |                  |                                       |                 | 520.00                     |
| <b>TOTAL</b>                               |             |                  |                                       |                 | <b><u>1,618,098.26</u></b> |

10:31 PM

10/24/20

Accrual Basis

**Harris County ESD No. 1 - GOF**  
**Profit & Loss Budget vs. Actual**  
 January through September 2020

|                                                 | Jan - Sep 20         | Budget               | \$ Over Budget        | % of Budget   |
|-------------------------------------------------|----------------------|----------------------|-----------------------|---------------|
| <b>Ordinary Income/Expense</b>                  |                      |                      |                       |               |
| <b>Income</b>                                   |                      |                      |                       |               |
| 41000 · Service Revenue                         |                      |                      |                       |               |
| 41100 · HCEC Ambulance Lease Revenue            | 63,000.00            | 84,000.00            | -21,000.00            | 75.0%         |
| 41200 · HCEC Property Lease Revenue             | 409,977.00           | 546,636.00           | -136,659.00           | 75.0%         |
| <b>Total 41000 · Service Revenue</b>            | <b>472,977.00</b>    | <b>630,636.00</b>    | <b>-157,659.00</b>    | <b>75.0%</b>  |
| 42000 · Tax Revenues                            | 5,968,131.29         | 17,934,534.00        | -11,966,402.71        | 33.3%         |
| 43000 · Other Income                            |                      |                      |                       |               |
| 43100 · Miscellaneous Income                    | 9,579.70             | 2,000.00             | 7,579.70              | 479.0%        |
| 43150 · Proceeds from Sale of Asset             | 0.00                 | 2,000.00             | -2,000.00             | 0.0%          |
| 43200 · Donations & Contributions               | 2,293.04             | 8,400.00             | -6,106.96             | 27.3%         |
| 43550 · Interest Earned on Checking             | 100,324.13           | 350,000.00           | -249,675.87           | 28.7%         |
| 43700 · Interest Earned on Temp. Invest         | 4,510.12             |                      |                       |               |
| <b>Total 43000 · Other Income</b>               | <b>116,706.99</b>    | <b>362,400.00</b>    | <b>-245,693.01</b>    | <b>32.2%</b>  |
| <b>Total Income</b>                             | <b>6,557,815.28</b>  | <b>18,927,570.00</b> | <b>-12,369,754.72</b> | <b>34.6%</b>  |
| <b>Gross Profit</b>                             | <b>6,557,815.28</b>  | <b>18,927,570.00</b> | <b>-12,369,754.72</b> | <b>34.6%</b>  |
| <b>Expense</b>                                  |                      |                      |                       |               |
| 143502 · Commissions Paid from Levy             | 28,665.90            | 90,000.00            | -61,334.10            | 31.9%         |
| 170000 · Capital Purchases                      | 0.00                 | 2,550,000.00         | -2,550,000.00         | 0.0%          |
| 50000 · Commissioner Salaries and Wages         | 14,100.00            | 36,000.00            | -21,900.00            | 39.2%         |
| 51000 · HCEC Program Expense                    | 11,419,744.00        | 17,217,152.64        | -5,797,408.64         | 66.3%         |
| 52000 · Contract Services (DNU)                 |                      |                      |                       |               |
| 52100 · Accounting Fees                         | 39,758.43            | 45,000.00            | -5,241.57             | 88.4%         |
| 52200 · Audit Fees                              | 16,288.00            | 18,000.00            | -1,712.00             | 90.5%         |
| 52300 · Legal Fees                              | 54,000.00            | 72,000.00            | -18,000.00            | 75.0%         |
| 52350 · Outside Contract Services               | 126,309.66           | 200,000.00           | -73,690.34            | 63.2%         |
| 52550 · Election Expense                        | 7,549.83             | 7,000.00             | 549.83                | 107.9%        |
| <b>Total 52000 · Contract Services (DNU)</b>    | <b>243,905.92</b>    | <b>342,000.00</b>    | <b>-98,094.08</b>     | <b>71.3%</b>  |
| 53000 · Operations (DNU)                        |                      |                      |                       |               |
| 53100 · Banking Fees                            | 239.48               | 230.00               | 9.48                  | 104.1%        |
| 53150 · Dues & Subscriptions                    | 10,737.97            | 8,000.00             | 2,737.97              | 134.2%        |
| 53200 · Postage                                 | 155.05               | 450.00               | -294.95               | 34.5%         |
| 53300 · Printing & Copying                      | 81.78                | 300.00               | -218.22               | 27.3%         |
| 53350 · Legal Notices & Filing Fees             | 11,467.37            | 20,000.00            | -8,532.63             | 57.3%         |
| 53400 · Office Supplies                         | 248.60               | 2,000.00             | -1,751.40             | 12.4%         |
| <b>Total 53000 · Operations (DNU)</b>           | <b>22,930.25</b>     | <b>30,980.00</b>     | <b>-8,049.75</b>      | <b>74.0%</b>  |
| 54000 · General and Admin Expenses              |                      |                      |                       |               |
| 54150 · Insurance - Gen Liab-Err & Omis         | 52,344.00            | 27,500.00            | 24,844.00             | 190.3%        |
| 54200 · Insurance - Treasurer's Bond            | 0.00                 | 600.00               | -600.00               | 0.0%          |
| 54300 · Other Costs (Contingency Funds)         | 0.00                 | 15,000.00            | -15,000.00            | 0.0%          |
| 54400 · HCAD Qtr Expenses                       | 101,712.00           | 122,000.00           | -20,288.00            | 83.4%         |
| 54450 · Depreciation Expense                    | 0.00                 | 500,000.00           | -500,000.00           | 0.0%          |
| 54600 · Travel & Meetings                       | 413.04               | 4,000.00             | -3,586.96             | 10.3%         |
| 54650 · Conference, Conven & Meetings           | 1,275.00             | 6,000.00             | -4,725.00             | 21.3%         |
| 54700 · Travel/Lodging                          | 2,796.69             | 5,000.00             | -2,203.31             | 55.9%         |
| <b>Total 54000 · General and Admin Expenses</b> | <b>158,540.73</b>    | <b>680,100.00</b>    | <b>-521,559.27</b>    | <b>23.3%</b>  |
| 60000 · Interest Expense                        | 166,544.20           | 290,545.36           | -124,001.16           | 57.3%         |
| 66900 · Reconciliation Discrepancies            | 32.41                |                      |                       |               |
| <b>Total Expense</b>                            | <b>12,054,463.41</b> | <b>21,236,778.00</b> | <b>-9,182,314.59</b>  | <b>56.8%</b>  |
| <b>Net Ordinary Income</b>                      | <b>-5,496,648.13</b> | <b>-2,309,208.00</b> | <b>-3,187,440.13</b>  | <b>238.0%</b> |
| <b>Net Income</b>                               | <b>-5,496,648.13</b> | <b>-2,309,208.00</b> | <b>-3,187,440.13</b>  | <b>238.0%</b> |

No assurance is provided on these financial statements

10:32 PM

10/24/20

Accrual Basis

**Harris County ESD No. 1 - GOF**  
**Balance Sheet Prev Year Comparison**  
**As of September 30, 2020**

|                                                   | Sep 30, 20           | Sep 30, 19           | \$ Change            | % Change      |
|---------------------------------------------------|----------------------|----------------------|----------------------|---------------|
| <b>ASSETS</b>                                     |                      |                      |                      |               |
| <b>Current Assets</b>                             |                      |                      |                      |               |
| <b>Checking/Savings</b>                           |                      |                      |                      |               |
| 11000 · Prosperity Operating Account              | 232,282.89           | 0.00                 | 232,282.89           | 100.0%        |
| 11050 · Prosperity Money Mkt                      | 12,313,805.58        | 0.00                 | 12,313,805.58        | 100.0%        |
| 11100 · Cash in Bank                              | -68,856.26           | 707,398.65           | -776,254.91          | -109.7%       |
| 11300 · Time Deposits                             | 0.00                 | 144,945.24           | -144,945.24          | -100.0%       |
| 11350 · Texas Class Investment                    | 693,294.06           | 14,346,139.52        | -13,652,845.46       | -95.2%        |
| <b>Total Checking/Savings</b>                     | <b>13,170,526.27</b> | <b>15,198,483.41</b> | <b>-2,027,957.14</b> | <b>-13.3%</b> |
| <b>Accounts Receivable</b>                        | <b>11.57</b>         | <b>11.57</b>         | <b>0.00</b>          | <b>0.0%</b>   |
| <b>Other Current Assets</b>                       |                      |                      |                      |               |
| <b>11500 · Accounts Receivable</b>                |                      |                      |                      |               |
| 11510 · Current Taxes Receivables                 | 5,969,579.20         | 4,362,055.57         | 1,607,523.63         | 36.9%         |
| 11520 · Delinquent Taxes Receivable               | 1,429,253.26         | 764,470.80           | 664,782.46           | 87.0%         |
| 11550 · Due from Tax Assessor                     | -0.60                | -0.60                | 0.00                 | 0.0%          |
| 11590 · Allowance Doubtful Accts-Tax              | -903,020.00          | -903,020.00          | 0.00                 | 0.0%          |
| 11500 · Accounts Receivable - Other               | 17,125.50            | 17,125.50            | 0.00                 | 0.0%          |
| <b>Total 11500 · Accounts Receivable</b>          | <b>6,512,937.36</b>  | <b>4,240,631.27</b>  | <b>2,272,306.09</b>  | <b>53.6%</b>  |
| <b>11600 · Fees for Services Receivable</b>       |                      |                      |                      |               |
| 11610 · Service Fee Receivable                    | 63,984,779.04        | 64,050,686.88        | -65,907.84           | -0.1%         |
| 11650 · Allowance for Bad Debt                    | -63,961,127.00       | -63,961,127.00       | 0.00                 | 0.0%          |
| <b>Total 11600 · Fees for Services Receivable</b> | <b>23,652.04</b>     | <b>89,559.88</b>     | <b>-65,907.84</b>    | <b>-73.6%</b> |
| <b>11800 · Prepaid Expense</b>                    | <b>39,848.00</b>     | <b>39,848.00</b>     | <b>0.00</b>          | <b>0.0%</b>   |
| <b>Total Other Current Assets</b>                 | <b>6,576,437.40</b>  | <b>4,370,039.15</b>  | <b>2,206,398.25</b>  | <b>50.5%</b>  |
| <b>Total Current Assets</b>                       | <b>19,746,975.24</b> | <b>19,568,534.13</b> | <b>178,441.11</b>    | <b>0.9%</b>   |
| <b>Fixed Assets</b>                               |                      |                      |                      |               |
| <b>15000 · Vehicle Assets</b>                     |                      |                      |                      |               |
|                                                   | 3,201,069.18         | 2,870,717.04         | 330,352.14           | 11.5%         |
| <b>16000 · Land</b>                               |                      |                      |                      |               |
|                                                   | 1,578,901.33         | 1,578,901.33         | 0.00                 | 0.0%          |
| <b>17000 · Furniture and Equipment</b>            |                      |                      |                      |               |
|                                                   | 6,128,735.87         | 5,677,071.53         | 451,664.34           | 8.0%          |
| <b>18000 · Building and Improvements</b>          |                      |                      |                      |               |
|                                                   | 15,183,642.24        | 13,117,814.29        | 2,065,827.95         | 15.8%         |
| <b>19000 · Accumulated Depreciation</b>           |                      |                      |                      |               |
|                                                   | -8,709,866.56        | -7,527,584.50        | -1,182,282.06        | -15.7%        |
| <b>Total Fixed Assets</b>                         | <b>17,382,482.06</b> | <b>15,716,919.69</b> | <b>1,665,562.37</b>  | <b>10.6%</b>  |
| <b>Other Assets</b>                               |                      |                      |                      |               |
| <b>19500 · Call Center License</b>                |                      |                      |                      |               |
|                                                   | 800,000.00           | 800,000.00           | 0.00                 | 0.0%          |
| <b>19600 · Financing Costs</b>                    |                      |                      |                      |               |
|                                                   | 74,000.00            | 0.00                 | 74,000.00            | 100.0%        |
| <b>Total Other Assets</b>                         | <b>874,000.00</b>    | <b>800,000.00</b>    | <b>74,000.00</b>     | <b>9.3%</b>   |
| <b>TOTAL ASSETS</b>                               | <b>38,003,457.30</b> | <b>36,085,453.82</b> | <b>1,918,003.48</b>  | <b>5.3%</b>   |
| <b>LIABILITIES &amp; EQUITY</b>                   |                      |                      |                      |               |
| <b>Liabilities</b>                                |                      |                      |                      |               |
| <b>Current Liabilities</b>                        |                      |                      |                      |               |
| <b>Accounts Payable</b>                           |                      |                      |                      |               |
|                                                   | 1,384,288.84         | 1,488,558.37         | -104,269.53          | -7.0%         |
| <b>Other Current Liabilities</b>                  |                      |                      |                      |               |
|                                                   | 18,194,386.62        | 16,504,863.28        | 1,689,523.34         | 10.2%         |
| <b>Total Current Liabilities</b>                  | <b>19,578,675.46</b> | <b>17,993,421.65</b> | <b>1,585,253.81</b>  | <b>8.8%</b>   |
| <b>Long Term Liabilities</b>                      |                      |                      |                      |               |
| <b>25000 · Long Term Debt</b>                     |                      |                      |                      |               |
| 25020 · Note Payable- WF                          | -0.01                | -0.01                | 0.00                 | 0.0%          |
| 25040 · Note Payable- DeLage Landen               | 1,232,849.19         | 1,604,533.63         | -371,684.44          | -23.2%        |
| 25050 · Note Payable - Government Cap             | 6,059,288.97         | 6,441,194.29         | -381,905.32          | -5.9%         |
| 25060 · Note - Stryker Equipment                  | 1,177,394.25         | 1,569,859.00         | -392,464.75          | -25.0%        |

For Management's Internal Review Only

10:32 PM

10/24/20

Accrual Basis

**Harris County ESD No. 1 - GOF**  
**Balance Sheet Prev Year Comparison**  
**As of September 30, 2020**

|                                        | <u>Sep 30, 20</u>           | <u>Sep 30, 19</u>           | <u>\$ Change</u>           | <u>% Change</u>    |
|----------------------------------------|-----------------------------|-----------------------------|----------------------------|--------------------|
| <b>Total 25000 - Long Term Debt</b>    | 8,469,532.40                | 9,615,586.91                | -1,146,054.51              | -11.9%             |
| <b>Total Long Term Liabilities</b>     | 8,469,532.40                | 9,615,586.91                | -1,146,054.51              | -11.9%             |
| <b>Total Liabilities</b>               | 28,048,207.86               | 27,609,008.56               | 439,199.30                 | 1.6%               |
| <b>Equity</b>                          |                             |                             |                            |                    |
| <b>30000 - Opening Bal Equity</b>      | 5,996,412.00                | 5,996,412.00                | 0.00                       | 0.0%               |
| <b>30100 - Unassigned Fund Balance</b> | 8,040,485.54                | 6,733,189.23                | 1,307,296.31               | 19.4%              |
| <b>30400 - Unrestricted Net Assets</b> | 1,415,000.03                | 1,415,000.03                | 0.00                       | 0.0%               |
| <b>Net Income</b>                      | -5,496,648.13               | -5,668,156.00               | 171,507.87                 | 3.0%               |
| <b>Total Equity</b>                    | 9,955,249.44                | 8,476,445.26                | 1,478,804.18               | 17.5%              |
| <b>TOTAL LIABILITIES &amp; EQUITY</b>  | <u><b>38,003,457.30</b></u> | <u><b>36,085,453.82</b></u> | <u><b>1,918,003.48</b></u> | <u><b>5.3%</b></u> |

10:55 PM

10/24/20

Accrual Basis

## Harris County ESD No. 1 - GOF Profit & Loss Detail January through September 2020

| Type                                        | Date       | Num  | Adj | Name                     | Memo                      | Amount     |
|---------------------------------------------|------------|------|-----|--------------------------|---------------------------|------------|
| <b>Ordinary Income/Expense</b>              |            |      |     |                          |                           |            |
| <b>Income</b>                               |            |      |     |                          |                           |            |
| <b>41000 · Service Revenue</b>              |            |      |     |                          |                           |            |
| <b>41100 · HCEC Ambulance Lease Revenue</b> |            |      |     |                          |                           |            |
| Bill                                        | 01/31/2020 | 2077 |     | HCEC                     | Master Lease for Vehicles | 7,000.00   |
| Bill                                        | 02/29/2020 | 2095 |     | HCEC                     | Master Lease for Vehicles | 7,000.00   |
| Bill                                        | 03/31/2020 | 2111 |     | HCEC                     | Master Lease for Vehicles | 7,000.00   |
| Bill                                        | 04/30/2020 | 2128 |     | HCEC                     | Master Lease for Vehicles | 7,000.00   |
| Bill                                        | 05/31/2020 | 2141 |     | HCEC                     | Master Lease for Vehicles | 7,000.00   |
| Bill                                        | 06/30/2020 | 2155 |     | HCEC                     | Master Lease for Vehicles | 7,000.00   |
| Bill                                        | 07/31/2020 | 2170 |     | HCEC                     | Master Lease for Vehicles | 7,000.00   |
| Bill                                        | 08/31/2020 | 2188 |     | HCEC                     | Master Lease for Vehicles | 7,000.00   |
| Bill                                        | 09/30/2020 | 2207 |     | HCEC                     | Master Lease for Vehicles | 7,000.00   |
| Total 41100 · HCEC Ambulance Lease Revenue  |            |      |     |                          |                           | 63,000.00  |
| <b>41200 · HCEC Property Lease Revenue</b>  |            |      |     |                          |                           |            |
| Bill                                        | 01/31/2020 | 2077 |     | HCEC                     | Original Agreement        | 45,553.00  |
| Bill                                        | 02/29/2020 | 2095 |     | HCEC                     | Original Agreement        | 45,553.00  |
| Bill                                        | 03/31/2020 | 2111 |     | HCEC                     | Original Agreement        | 45,553.00  |
| Bill                                        | 04/30/2020 | 2128 |     | HCEC                     | Original Agreement        | 45,553.00  |
| Bill                                        | 05/31/2020 | 2141 |     | HCEC                     | Original Agreement        | 45,553.00  |
| Bill                                        | 06/30/2020 | 2155 |     | HCEC                     | Original Agreement        | 45,553.00  |
| Bill                                        | 07/31/2020 | 2170 |     | HCEC                     | Original Agreement        | 45,553.00  |
| Bill                                        | 08/31/2020 | 2188 |     | HCEC                     | Original Agreement        | 45,553.00  |
| Bill                                        | 09/30/2020 | 2207 |     | HCEC                     | Original Agreement        | 45,553.00  |
| Total 41200 · HCEC Property Lease Revenue   |            |      |     |                          |                           | 409,977.00 |
| Total 41000 · Service Revenue               |            |      |     |                          |                           | 472,977.00 |
| <b>42000 · Tax Revenues</b>                 |            |      |     |                          |                           |            |
| <b>42100 · Penalty &amp; Interest</b>       |            |      |     |                          |                           |            |
| Deposit                                     | 01/09/2020 |      |     | Harris County Tax Office | Deliquent P&I             | 1,507.79   |
| Deposit                                     | 01/14/2020 |      |     | Harris County Tax Office | Deliquent P&I             | 2,458.21   |
| Deposit                                     | 01/22/2020 |      |     | Harris County Tax Office | Deliquent P&I             | 1,953.09   |
| Deposit                                     | 01/27/2020 |      |     | Harris County Tax Office | Deliquent P&I             | 1,490.61   |
| Deposit                                     | 01/30/2020 |      |     | Harris County Tax Office | P&I                       | 0.00       |
| Deposit                                     | 01/30/2020 |      |     | Harris County Tax Office | Deliquent P&I             | 1,557.55   |
| Deposit                                     | 01/31/2020 |      |     | Harris County Tax Office | P&I                       | 0.00       |
| Deposit                                     | 01/31/2020 |      |     | Harris County Tax Office | Deliquent P&I             | 1,216.52   |
| Deposit                                     | 02/02/2020 |      |     | Harris County Tax Office | Deliquent P&I             | 1,596.01   |
| Deposit                                     | 02/11/2020 |      |     | Harris County Tax Office | Deliquent P&I             | 61.24      |
| Deposit                                     | 02/11/2020 |      |     | Harris County Tax Office | Deliquent P&I             | 489.22     |
| Deposit                                     | 02/12/2020 |      |     | Harris County Tax Office | P&I                       | 3,489.37   |
| Deposit                                     | 02/12/2020 |      |     | Harris County Tax Office | Deliquent P&I             | 4,607.39   |
| Deposit                                     | 02/13/2020 |      |     | Harris County Tax Office | P&I                       | 241.48     |
| Deposit                                     | 02/13/2020 |      |     | Harris County Tax Office | Deliquent P&I             | 1,001.99   |
| Deposit                                     | 02/19/2020 |      |     | Harris County Tax Office | P&I                       | 2,212.29   |
| Deposit                                     | 02/19/2020 |      |     | Harris County Tax Office | Deliquent P&I             | 766.19     |
| Deposit                                     | 02/20/2020 |      |     | Harris County Tax Office | P&I                       | 1,747.54   |
| Deposit                                     | 02/20/2020 |      |     | Harris County Tax Office | Deliquent P&I             | 551.33     |
| Deposit                                     | 02/26/2020 |      |     | Harris County Tax Office | P&I                       | 2,512.98   |
| Deposit                                     | 02/26/2020 |      |     | Harris County Tax Office | Deliquent P&I             | 1,055.34   |
| Deposit                                     | 02/28/2020 |      |     | Harris County Tax Office | P&I                       | 2,422.86   |
| Deposit                                     | 02/28/2020 |      |     | Harris County Tax Office | Deliquent P&I             | 1,276.16   |
| Deposit                                     | 03/05/2020 |      |     | Harris County Tax Office | P&I                       | 5,864.14   |
| Deposit                                     | 03/05/2020 |      |     | Harris County Tax Office | Deliquent P&I             | 515.20     |
| Deposit                                     | 03/06/2020 |      |     | Harris County Tax Office | P&I                       | 39.84      |
| Deposit                                     | 03/06/2020 |      |     | Harris County Tax Office | Deliquent P&I             | 61.12      |
| Deposit                                     | 03/09/2020 |      |     | Harris County Tax Office | P&I                       | 4,748.42   |
| Deposit                                     | 03/09/2020 |      |     | Harris County Tax Office | Deliquent P&I             | 831.62     |
| Deposit                                     | 03/12/2020 |      |     | Harris County Tax Office | P&I                       | 2,526.55   |
| Deposit                                     | 03/12/2020 |      |     | Harris County Tax Office | Deliquent P&I             | 1,841.03   |
| Deposit                                     | 03/17/2020 |      |     | Harris County Tax Office | P&I                       | 2,388.03   |
| Deposit                                     | 03/17/2020 |      |     | Harris County Tax Office | Deliquent P&I             | 665.85     |
| Deposit                                     | 03/20/2020 |      |     | Harris County Tax Office | P&I                       | 1,528.73   |
| Deposit                                     | 03/20/2020 |      |     | Harris County Tax Office | Deliquent P&I             | 432.20     |
| Deposit                                     | 03/25/2020 |      |     | Harris County Tax Office | P&I                       | 1,416.60   |
| Deposit                                     | 03/25/2020 |      |     | Harris County Tax Office | Deliquent P&I             | 459.30     |
| Deposit                                     | 03/30/2020 |      |     | Harris County Tax Office | P&I                       | 2,186.12   |
| Deposit                                     | 03/30/2020 |      |     | Harris County Tax Office | Deliquent P&I             | 763.75     |
| Deposit                                     | 03/31/2020 |      |     | Harris County Tax Office | P&I                       | 1,197.25   |
| Deposit                                     | 03/31/2020 |      |     | Harris County Tax Office | Deliquent P&I             | 85.57      |
| Deposit                                     | 04/08/2020 |      |     | Harris County Tax Office | P&I                       | 147.36     |
| Deposit                                     | 04/08/2020 |      |     | Harris County Tax Office | Deliquent P&I             | 37.37      |
| Deposit                                     | 04/09/2020 |      |     | Harris County Tax Office | P&I                       | 2,754.82   |
| Deposit                                     | 04/09/2020 |      |     | Harris County Tax Office | Deliquent P&I             | 416.09     |
| Deposit                                     | 04/15/2020 |      |     | Harris County Tax Office | P&I                       | 567.81     |
| Deposit                                     | 04/15/2020 |      |     | Harris County Tax Office | Deliquent P&I             | 687.98     |

10:55 PM

10/24/20

Accrual Basis

## Harris County ESD No. 1 - GOF Profit & Loss Detail January through September 2020

| Type                                           | Date       | Num   | Adj | Name                                     | Memo                                        | Amount       |
|------------------------------------------------|------------|-------|-----|------------------------------------------|---------------------------------------------|--------------|
| Deposit                                        | 04/20/2020 |       |     | Harris County Tax Office                 | P&I                                         | 608.66       |
| Deposit                                        | 04/20/2020 |       |     | Harris County Tax Office                 | Deliquent P&I                               | 622.97       |
| Deposit                                        | 04/23/2020 |       |     | Harris County Tax Office                 | P&I                                         | 1,098.60     |
| Deposit                                        | 04/23/2020 |       |     | Harris County Tax Office                 | Deliquent P&I                               | 234.80       |
| Deposit                                        | 04/27/2020 |       |     | Harris County Tax Office                 | P&I                                         | 975.57       |
| Deposit                                        | 04/27/2020 |       |     | Harris County Tax Office                 | Deliquent P&I                               | 982.39       |
| Deposit                                        | 07/06/2020 |       |     | Harris County Tax Office                 | P&I                                         | 0.00         |
| Deposit                                        | 07/06/2020 |       |     | Harris County Tax Office                 | Deliquent P&I                               | 0.00         |
| Deposit                                        | 07/08/2020 |       |     | Harris County Tax Office                 | P&I                                         | 0.00         |
| Deposit                                        | 07/08/2020 |       |     | Harris County Tax Office                 | Deliquent P&I                               | 0.00         |
| Deposit                                        | 07/13/2020 |       |     | Harris County Tax Office                 | P&I                                         | 0.00         |
| Deposit                                        | 07/13/2020 |       |     | Harris County Tax Office                 | Deliquent P&I                               | 0.00         |
| Deposit                                        | 07/16/2020 |       |     | Harris County Tax Office                 | P&I                                         | 0.00         |
| Deposit                                        | 07/16/2020 |       |     | Harris County Tax Office                 | Deliquent P&I                               | 0.00         |
| Deposit                                        | 07/21/2020 |       |     | Harris County Tax Office                 | P&I                                         | 0.00         |
| Deposit                                        | 07/21/2020 |       |     | Harris County Tax Office                 | Deliquent P&I                               | 0.00         |
| Deposit                                        | 07/24/2020 |       |     | Harris County Tax Office                 | P&I                                         | 0.00         |
| Deposit                                        | 07/24/2020 |       |     | Harris County Tax Office                 | Deliquent P&I                               | 0.00         |
| Deposit                                        | 07/28/2020 |       |     | Harris County Tax Office                 | P&I                                         | 0.00         |
| Deposit                                        | 07/28/2020 |       |     | Harris County Tax Office                 | Deliquent P&I                               | 0.00         |
| Total 42100 - Penalty & Interest               |            |       |     |                                          |                                             | 70,900.90    |
| <b>42300 - Tax Revenue</b>                     |            |       |     |                                          |                                             |              |
| Deposit                                        | 01/09/2020 |       |     | Harris County Tax Office                 | Current Levy                                | 413,991.06   |
| Deposit                                        | 01/14/2020 |       |     | Harris County Tax Office                 | Current Levy                                | 579,953.62   |
| Deposit                                        | 01/22/2020 |       |     | Harris County Tax Office                 | Current Levy                                | 1,149,496.56 |
| Deposit                                        | 01/27/2020 |       |     | Harris County Tax Office                 | Current Levy                                | 1,416,911.07 |
| Deposit                                        | 01/30/2020 |       |     | Harris County Tax Office                 | Current Levy                                | 754,257.58   |
| Deposit                                        | 01/31/2020 |       |     | Harris County Tax Office                 | Current Levy                                | 50,448.82    |
| Deposit                                        | 01/31/2020 |       |     | Harris County Tax Office                 | Current Levy                                | 1,529,501.68 |
| Deposit                                        | 04/30/2020 | 4137  |     | Harris County ESD #10                    | Haverstock Hills Apartment tax              | 2,670.00     |
| Total 42300 - Tax Revenue                      |            |       |     |                                          |                                             | 5,897,230.39 |
| Total 42000 - Tax Revenues                     |            |       |     |                                          |                                             | 5,968,131.29 |
| <b>43000 - Other Income</b>                    |            |       |     |                                          |                                             |              |
| <b>43100 - Miscellaneous Income</b>            |            |       |     |                                          |                                             |              |
| Deposit                                        | 02/18/2020 |       |     | Harris County Tax Office                 | Overpayments over three years ago unclaimed | 9,579.70     |
| Total 43100 - Miscellaneous Income             |            |       |     |                                          |                                             | 9,579.70     |
| <b>43200 - Donations &amp; Contributions</b>   |            |       |     |                                          |                                             |              |
| Deposit                                        | 06/09/2020 | 13940 |     | Harris County Municipal Utility Dist ... | Deposit                                     | 766.65       |
| Deposit                                        | 09/22/2020 |       |     | Harris County Utility District No 15     | Deposit                                     | 788.38       |
| Deposit                                        | 09/22/2020 |       |     | Harris County Utility District No 15     | Deposit                                     | 738.01       |
| Total 43200 - Donations & Contributions        |            |       |     |                                          |                                             | 2,293.04     |
| <b>43550 - Interest Earned on Checking</b>     |            |       |     |                                          |                                             |              |
| Deposit                                        | 01/31/2020 |       |     |                                          | Interest                                    | 19,562.02    |
| Deposit                                        | 01/31/2020 |       |     |                                          | Interest                                    | 50.26        |
| Deposit                                        | 02/29/2020 |       |     |                                          | Interest                                    | 26,484.62    |
| Deposit                                        | 02/29/2020 |       |     |                                          | Interest                                    | 79.68        |
| Deposit                                        | 03/31/2020 |       |     |                                          | Interest                                    | 20,458.06    |
| Deposit                                        | 03/31/2020 |       |     |                                          | Interest                                    | 98.33        |
| Deposit                                        | 04/30/2020 |       |     |                                          | Interest                                    | 9,360.91     |
| Deposit                                        | 04/30/2020 |       |     |                                          | Interest                                    | 103.02       |
| Deposit                                        | 05/31/2020 |       |     |                                          | Interest                                    | 9.10         |
| Deposit                                        | 05/31/2020 |       |     |                                          | Interest                                    | 6,502.84     |
| Deposit                                        | 06/30/2020 |       |     |                                          | Interest                                    | 2.15         |
| Deposit                                        | 06/30/2020 |       |     |                                          | Interest                                    | 4,909.30     |
| Deposit                                        | 07/31/2020 |       |     |                                          | Interest                                    | 7,084.70     |
| Deposit                                        | 07/31/2020 |       |     |                                          | Interest                                    | 5.54         |
| Deposit                                        | 07/31/2020 |       |     |                                          | Interest                                    | 190.86       |
| Deposit                                        | 08/31/2020 |       |     |                                          | Interest                                    | 93.68        |
| Deposit                                        | 08/31/2020 |       |     |                                          | Interest                                    | 5,329.06     |
| Total 43550 - Interest Earned on Checking      |            |       |     |                                          |                                             | 100,324.13   |
| <b>43700 - Interest Earned on Temp. Invest</b> |            |       |     |                                          |                                             |              |
| Deposit                                        | 09/30/2020 |       |     |                                          | Interest                                    | 80.97        |
| Deposit                                        | 09/30/2020 |       |     |                                          | Interest                                    | 4,429.15     |
| Total 43700 - Interest Earned on Temp. Invest  |            |       |     |                                          |                                             | 4,510.12     |
| Total 43000 - Other Income                     |            |       |     |                                          |                                             | 116,706.99   |
| Total Income                                   |            |       |     |                                          |                                             | 6,557,815.28 |

**Harris County ESD No. 1 - GOF  
Profit & Loss Detail  
January through September 2020**

| Type                                           | Date       | Num         | Adj | Name                           | Memo                                                  | Amount        |
|------------------------------------------------|------------|-------------|-----|--------------------------------|-------------------------------------------------------|---------------|
| Gross Profit                                   |            |             |     |                                |                                                       | 6,557,815.28  |
| <b>Expense</b>                                 |            |             |     |                                |                                                       |               |
| <b>143502 - Commissions Paid from Levy</b>     |            |             |     |                                |                                                       |               |
| Deposit                                        | 01/09/2020 |             |     | Harris County Tax Office       | Adj/Fees                                              | 4,203.37      |
| Deposit                                        | 01/14/2020 |             |     | Harris County Tax Office       | Adj/Fees                                              | 5,712.42      |
| Deposit                                        | 01/22/2020 |             |     | Harris County Tax Office       | Deposit                                               | 11,607.82     |
| Deposit                                        | 01/27/2020 |             |     | Harris County Tax Office       | Deposit                                               | 13,819.28     |
| Deposit                                        | 04/29/2020 |             |     | Harris County Tax Office       | Deposit                                               | -6,676.99     |
| Total 143502 - Commissions Paid from Levy      |            |             |     |                                |                                                       | 28,665.90     |
| <b>50000 - Commissioner Salaries and Wages</b> |            |             |     |                                |                                                       |               |
| <b>50250 - Commissioner Reimbursement</b>      |            |             |     |                                |                                                       |               |
| Bill                                           | 02/19/2020 | Feb Rei...  |     | Fred A Scibuola                | Jan 12 - Feb 19, 2020 Reimbursement                   | 1,200.00      |
| Bill                                           | 02/25/2020 | Reimb ...   |     | Shirley Reed                   | Reimbursement Request Jan 1 - Feb 21, 2019            | 1,950.00      |
| Bill                                           | 03/16/2020 | Feb Rei...  |     | Fred A Scibuola                | Feb 20 - March 16, 2020 Reimbursement                 | 750.00        |
| Bill                                           | 03/24/2020 | Reimb ...   |     | Shirley Reed                   | Reimbursement Request Feb 22 - Feb 26, 2020           | 600.00        |
| Bill                                           | 03/31/2020 | Reimb ...   |     | Shirley Reed                   | Reimbursement Request Mar 5 - Mar 25, 2020            | 1,200.00      |
| Bill                                           | 04/01/2020 | Reimb ...   |     | Shirley Reed                   | Reimbursement Request Mar 24 - Mar 31, 2020           | 600.00        |
| Bill                                           | 04/24/2020 | Apr Rei...  |     | Fred A Scibuola                | March 30 - April 28, 2020 Reimbursement               | 600.00        |
| Bill                                           | 05/18/2020 | Apr Rei...  |     | Fred A Scibuola                | April 28 - May 15, 2020 Reimbursement                 | 600.00        |
| Bill                                           | 05/31/2020 | Reimb ...   |     | Shirley Reed                   | Reimbursement Request Apr 1 - Apr 28, 2020            | 750.00        |
| Bill                                           | 06/18/2020 | May/Ju...   |     | Fred A Scibuola                | May 27 - June 18, 2020 Reimbursement                  | 600.00        |
| Bill                                           | 07/21/2020 | June/Ju...  |     | Fred A Scibuola                | June 30 - July 17, 2020 Reimbursement                 | 600.00        |
| Bill                                           | 07/30/2020 | 1st Qtr ... |     | Virginia Bazan                 | Meeting reimbursement                                 | 1,650.00      |
| Bill                                           | 07/31/2020 | Reimb ...   |     | Shirley Reed                   | Reimbursement Request May 18 - June 24, 2020          | 750.00        |
| Bill                                           | 08/18/2020 | July/Au...  |     | Fred A Scibuola                | July 18 - Aug 18, 2020 Reimbursement                  | 900.00        |
| Bill                                           | 09/01/2020 | Reimb ...   |     | Shirley Reed                   | Reimbursement Request June 29 - July 22, 2020         | 600.00        |
| Bill                                           | 09/18/2020 | Aug/Se...   |     | Fred A Scibuola                | Aug 18 - Sept 10, 2020 Reimbursement                  | 750.00        |
| Total 50250 - Commissioner Reimbursement       |            |             |     |                                |                                                       | 14,100.00     |
| Total 50000 - Commissioner Salaries and Wages  |            |             |     |                                |                                                       | 14,100.00     |
| <b>51000 - HCEC Program Expense</b>            |            |             |     |                                |                                                       |               |
| <b>51100 - HCEC Contract Expense</b>           |            |             |     |                                |                                                       |               |
| Bill                                           | 01/31/2020 | 2077        |     | HCEC                           | Rate change to \$984.21 @ 1661 trips (less \$436,329) | 1,198,444.00  |
| Bill                                           | 02/29/2020 | 2095        |     | HCEC                           | Rate change to \$984.21 @ 1595 trips (less \$297,814) | 1,272,001.00  |
| Bill                                           | 03/31/2020 | 2111        |     | HCEC                           | Rate change to \$984.21 @ 1595 trips (less \$297,814) | 1,182,682.00  |
| Bill                                           | 04/30/2020 | 2128        |     | HCEC                           | Rate change to \$984.21 @ 1508 trips (less \$552,124) | 932,065.00    |
| Bill                                           | 05/31/2020 | 2141        |     | HCEC                           | Rate change to \$984.21 @ 1680 trips (less \$388,322) | 1,265,150.00  |
| Bill                                           | 06/30/2020 | 2155        |     | HCEC                           | Rate change to \$984.21 @ 1871 trips (less \$431,342) | 1,410,115.00  |
| Bill                                           | 07/31/2020 | 2170        |     | HCEC                           | Rate change to \$984.21 @ 2019 trips (less \$443,457) | 1,543,663.00  |
| Bill                                           | 08/31/2020 | 2188        |     | HCEC                           | Rate change to \$984.21 @ 1832 trips (less \$415,127) | 1,387,945.00  |
| Bill                                           | 09/30/2020 | 2207        |     | HCEC                           | Rate change to \$984.21 @ 1708 trips (less \$453,351) | 1,227,679.00  |
| Total 51100 - HCEC Contract Expense            |            |             |     |                                |                                                       | 11,419,744.00 |
| Total 51000 - HCEC Program Expense             |            |             |     |                                |                                                       | 11,419,744.00 |
| <b>52000 - Contract Services (DNU)</b>         |            |             |     |                                |                                                       |               |
| <b>52100 - Accounting Fees</b>                 |            |             |     |                                |                                                       |               |
| Bill                                           | 01/31/2020 | 2031        |     | The Morton Accounting Services | January CPA Services                                  | 4,077.31      |
| Bill                                           | 02/29/2020 | 2035        |     | The Morton Accounting Services | February CPA Services                                 | 4,243.82      |
| Bill                                           | 03/31/2020 | 2039        |     | The Morton Accounting Services | February CPA Services                                 | 4,579.84      |
| Bill                                           | 04/30/2020 | 2051        |     | The Morton Accounting Services | April CPA Services                                    | 4,609.91      |
| Bill                                           | 05/31/2020 | 2066        |     | The Morton Accounting Services | May CPA Services                                      | 5,567.01      |
| Bill                                           | 06/30/2020 | 2080        |     | The Morton Accounting Services | June CPA Services                                     | 4,846.51      |
| Bill                                           | 07/31/2020 | 2088        |     | The Morton Accounting Services | July CPA Services                                     | 4,245.08      |
| Bill                                           | 08/31/2020 | 2099        |     | The Morton Accounting Services | August CPA Services                                   | 3,893.83      |
| Bill                                           | 09/30/2020 | 2117        |     | The Morton Accounting Services | September CPA Services                                | 3,695.12      |
| Total 52100 - Accounting Fees                  |            |             |     |                                |                                                       | 39,758.43     |
| <b>52200 - Audit Fees</b>                      |            |             |     |                                |                                                       |               |
| Bill                                           | 03/18/2020 | 16851935    |     | Carr Riggs & Ingram            | 2019 Audit Billing                                    | 14,000.00     |
| Bill                                           | 05/22/2020 | 16913215    |     | Carr Riggs & Ingram            | 2019 Audit Billing - Final                            | 2,288.00      |
| Total 52200 - Audit Fees                       |            |             |     |                                |                                                       | 16,288.00     |
| <b>52300 - Legal Fees</b>                      |            |             |     |                                |                                                       |               |
| Bill                                           | 01/11/2020 |             |     | Caryn Papantonakis             | Legal Fees                                            | 6,000.00      |
| Bill                                           | 02/11/2020 |             |     | Caryn Papantonakis             | Legal Fees                                            | 6,000.00      |
| Bill                                           | 03/11/2020 |             |     | Caryn Papantonakis             | Legal Fees                                            | 6,000.00      |
| Bill                                           | 04/11/2020 |             |     | Caryn Papantonakis             | Legal Fees                                            | 6,000.00      |
| Bill                                           | 05/11/2020 |             |     | Caryn Papantonakis             | Legal Fees                                            | 6,000.00      |
| Bill                                           | 06/11/2020 |             |     | Caryn Papantonakis             | Legal Fees                                            | 6,000.00      |
| Bill                                           | 07/11/2020 |             |     | Caryn Papantonakis             | Legal Fees                                            | 6,000.00      |
| Bill                                           | 08/11/2020 |             |     | Caryn Papantonakis             | Legal Fees                                            | 6,000.00      |
| Bill                                           | 09/11/2020 |             |     | Caryn Papantonakis             | Legal Fees                                            | 6,000.00      |

10:55 PM

10/24/20

Accrual Basis

## Harris County ESD No. 1 - GOF Profit & Loss Detail January through September 2020

| Type                                     | Date       | Num       | Adj | Name                                  | Memo                                           | Amount     |
|------------------------------------------|------------|-----------|-----|---------------------------------------|------------------------------------------------|------------|
| Total 52300 - Legal Fees                 |            |           |     |                                       |                                                | 54,000.00  |
| <b>52350 - Outside Contract Services</b> |            |           |     |                                       |                                                |            |
| Bill                                     | 01/31/2020 | 7419      |     | AG CM Inc.                            | Station #97                                    | 15,292.26  |
| Bill                                     | 03/30/2020 | 7566      |     | AG CM Inc.                            | Project Management Support #97 - February 2020 | 4,982.50   |
| Bill                                     | 03/30/2020 | 7561      |     | AG CM Inc.                            | Project Management Support - March 2020        | 10,712.00  |
| Bill                                     | 04/01/2020 | 7524      |     | AG CM Inc.                            | Project Management Support #97 - February 2020 | 7,880.00   |
| Bill                                     | 04/30/2020 | 7625      |     | AG CM Inc.                            | Project Management Support #97 - April 2020    | 7,892.50   |
| Bill                                     | 04/30/2020 | 7620      |     | AG CM Inc.                            | Project Management Support - April 2020        | 7,011.68   |
| Bill                                     | 05/31/2020 | 7718      |     | AG CM Inc.                            | Project Management Support - May 2020          | 8,649.45   |
| Bill                                     | 05/31/2020 | 7711      |     | AG CM Inc.                            | Project Management Support #97 - May 2020      | 10,795.70  |
| Bill                                     | 06/30/2020 | 7755      |     | AG CM Inc.                            | Project Management Support - June 2020         | 3,309.66   |
| Bill                                     | 06/30/2020 | 7764      |     | AG CM Inc.                            | Project Management Support #97 - June 2020     | 11,140.00  |
| Bill                                     | 07/24/2020 | 55683     |     | Equitax Inc.                          | 2019 Annual Tax True Up                        | 3,200.00   |
| Bill                                     | 07/31/2020 | 7812      |     | AG CM Inc.                            | Project Management Support #97 - July 2020     | 12,555.15  |
| Bill                                     | 08/30/2020 | 7891      |     | AG CM Inc.                            | Project Management Support #97 - Aug 2020      | 10,700.00  |
| Bill                                     | 09/30/2020 | 7922      |     | AG CM Inc.                            | Project Management Support - Sept 2020         | 773.76     |
| Bill                                     | 09/30/2020 | 7929      |     | AG CM Inc.                            | Project Management Support #97 - Sept 2020     | 11,415.00  |
| Total 52350 - Outside Contract Services  |            |           |     |                                       |                                                | 126,309.66 |
| <b>52550 - Election Expense</b>          |            |           |     |                                       |                                                |            |
| Bill                                     | 01/31/2020 | 209308    |     | Radcliffe Bobbitt Adams Polley        | Legal - Election and Litigation                | 3,340.13   |
| Bill                                     | 02/29/2020 | 209454    |     | Radcliffe Bobbitt Adams Polley        | Legal - Election and Litigation                | 1,316.27   |
| Bill                                     | 03/31/2020 | 209592    |     | Radcliffe Bobbitt Adams Polley        | Legal - Election and Litigation                | 304.56     |
| Bill                                     | 05/18/2020 | 209865    |     | Radcliffe Bobbitt Adams Polley        | Legal - Election and Litigation                | 262.80     |
| Bill                                     | 06/15/2020 | 210067    |     | Radcliffe Bobbitt Adams Polley        | Legal - Election and Litigation                | 2,104.96   |
| Bill                                     | 06/30/2020 | 210262    |     | Radcliffe Bobbitt Adams Polley        | Legal - Election and Litigation                | 146.11     |
| Bill                                     | 07/30/2020 | 210331    |     | Radcliffe Bobbitt Adams Polley        | Legal - Election and Litigation                | 75.00      |
| Total 52550 - Election Expense           |            |           |     |                                       |                                                | 7,549.83   |
| Total 52000 - Contract Services (DNU)    |            |           |     |                                       |                                                | 243,905.92 |
| <b>53000 - Operations (DNU)</b>          |            |           |     |                                       |                                                |            |
| <b>53100 - Banking Fees</b>              |            |           |     |                                       |                                                |            |
| Check                                    | 01/04/2020 |           |     |                                       | Service Charge                                 | 12.00      |
| Check                                    | 02/04/2020 |           |     |                                       | Service Charge                                 | 12.00      |
| Check                                    | 03/04/2020 |           |     |                                       | Service Charge                                 | 12.00      |
| Check                                    | 04/04/2020 |           |     |                                       | Service Charge                                 | 12.00      |
| Check                                    | 05/04/2020 |           |     |                                       | Service Charge                                 | 12.00      |
| Bill                                     | 06/10/2020 | May/Ju... |     | Chase Card Services                   | Acct x7714                                     | 154.48     |
| Check                                    | 08/04/2020 |           |     |                                       | Service Charge                                 | 25.00      |
| Total 53100 - Banking Fees               |            |           |     |                                       |                                                | 239.48     |
| <b>53150 - Dues &amp; Subscriptions</b>  |            |           |     |                                       |                                                |            |
| Bill                                     | 01/31/2020 | 12584     |     | Oak Interactive, LLC                  | Monthly Website Maintenance                    | 450.00     |
| Bill                                     | 02/29/2020 | 2019 A... |     | Interbelt North Business Owner's A... | Acct #314573 Annual Dues 2019                  | 32.09      |
| Bill                                     | 02/29/2020 | 12595     |     | Oak Interactive, LLC                  | Monthly Website Maintenance                    | 450.00     |
| Bill                                     | 03/31/2020 | 12623     |     | Oak Interactive, LLC                  | Monthly Website Maintenance                    | 450.00     |
| Bill                                     | 05/01/2020 | 12642     |     | Oak Interactive, LLC                  | Monthly Website Maintenance                    | 450.00     |
| Bill                                     | 05/29/2020 | 12659     |     | Oak Interactive, LLC                  | Monthly Website Maintenance                    | 450.00     |
| Bill                                     | 05/31/2020 | 2019 A... |     | Interbelt North Business Owner's A... | Acct #314573 Annual Dues 2019                  | 17.09      |
| Bill                                     | 05/31/2020 | 2019 A... |     | Interbelt North Business Owner's A... | Acct #314572 Annual Dues 2019                  | 5,538.79   |
| Bill                                     | 06/30/2020 | 12692     |     | Oak Interactive, LLC                  | Monthly Website Maintenance                    | 450.00     |
| Bill                                     | 07/31/2020 | 12716     |     | Oak Interactive, LLC                  | Monthly Website Maintenance                    | 450.00     |
| Bill                                     | 08/31/2020 | 12737     |     | Oak Interactive, LLC                  | Monthly Website Maintenance                    | 450.00     |
| Bill                                     | 09/18/2020 | 2020 R... |     | SAFE-D                                | Safe-D Membership Renewal                      | 1,100.00   |
| Bill                                     | 09/30/2020 | 12764     |     | Oak Interactive, LLC                  | Monthly Website Maintenance                    | 450.00     |
| Total 53150 - Dues & Subscriptions       |            |           |     |                                       |                                                | 10,737.97  |
| <b>53200 - Postage</b>                   |            |           |     |                                       |                                                |            |
| Bill                                     | 01/31/2020 | 2031      |     | The Morton Accounting Services        | January CPA Services                           | 22.90      |
| Bill                                     | 02/29/2020 | 2035      |     | The Morton Accounting Services        | February CPA Services                          | 12.05      |
| Bill                                     | 03/31/2020 | 2039      |     | The Morton Accounting Services        | February CPA Services                          | 9.85       |
| Bill                                     | 04/30/2020 | 2051      |     | The Morton Accounting Services        | April CPA Services                             | 9.85       |
| Bill                                     | 05/31/2020 | 2066      |     | The Morton Accounting Services        | May CPA Services                               | 38.45      |
| Bill                                     | 06/30/2020 | 2080      |     | The Morton Accounting Services        | June CPA Services                              | 34.10      |
| Bill                                     | 07/31/2020 | 2088      |     | The Morton Accounting Services        | July CPA Services                              | 27.85      |
| Total 53200 - Postage                    |            |           |     |                                       |                                                | 155.05     |
| <b>53300 - Printing &amp; Copying</b>    |            |           |     |                                       |                                                |            |
| Bill                                     | 01/31/2020 | 2031      |     | The Morton Accounting Services        | January CPA Services                           | 13.92      |
| Bill                                     | 02/29/2020 | 2035      |     | The Morton Accounting Services        | February CPA Services                          | 15.37      |
| Bill                                     | 03/31/2020 | 2039      |     | The Morton Accounting Services        | February CPA Services                          | 21.17      |
| Bill                                     | 04/30/2020 | 2051      |     | The Morton Accounting Services        | April CPA Services                             | 6.09       |
| Bill                                     | 05/31/2020 | 2066      |     | The Morton Accounting Services        | May CPA Services                               | 12.47      |
| Bill                                     | 06/30/2020 | 2080      |     | The Morton Accounting Services        | June CPA Services                              | 1.45       |
| Bill                                     | 07/31/2020 | 2088      |     | The Morton Accounting Services        | July CPA Services                              | 3.19       |



10:55 PM

10/24/20

Accrual Basis

## Harris County ESD No. 1 - GOF Profit & Loss Detail January through September 2020

| Type                                               | Date       | Num         | Adj | Name                             | Memo                                            | Amount     |
|----------------------------------------------------|------------|-------------|-----|----------------------------------|-------------------------------------------------|------------|
| Bill                                               | 08/31/2020 | 2099        |     | The Morton Accounting Services   | August CPA Services                             | 3.77       |
| Bill                                               | 09/30/2020 | 2117        |     | The Morton Accounting Services   | September CPA Services                          | 4.35       |
| Total 53300 - Printing & Copying                   |            |             |     |                                  |                                                 | 81.78      |
| <b>53350 - Legal Notices &amp; Filing Fees</b>     |            |             |     |                                  |                                                 |            |
| Bill                                               | 09/30/2020 | 34049563    |     | Houston Chronicle                | Public Hearing - Main News                      | 11,467.37  |
| Total 53350 - Legal Notices & Filing Fees          |            |             |     |                                  |                                                 | 11,467.37  |
| <b>53400 - Office Supplies</b>                     |            |             |     |                                  |                                                 |            |
| Bill                                               | 01/31/2020 | 2031        |     | The Morton Accounting Services   | Tax Forms                                       | 47.73      |
| Bill                                               | 07/31/2020 | 2088        |     | The Morton Accounting Services   | Check Stock                                     | 200.87     |
| Total 53400 - Office Supplies                      |            |             |     |                                  |                                                 | 248.60     |
| Total 53000 - Operations (DNU)                     |            |             |     |                                  |                                                 | 22,930.25  |
| <b>54000 - General and Admin Expenses</b>          |            |             |     |                                  |                                                 |            |
| <b>54150 - Insurance - Gen Liab-Err &amp; Omis</b> |            |             |     |                                  |                                                 |            |
| Bill                                               | 01/14/2020 | 2020 In...  |     | VFIS of Texas                    | HARC0-1 Insurance Coverage - 1/1/20 to 12/31/20 | 52,344.00  |
| Total 54150 - Insurance - Gen Liab-Err & Omis      |            |             |     |                                  |                                                 | 52,344.00  |
| <b>54400 - HCAD Qtr Expenses</b>                   |            |             |     |                                  |                                                 |            |
| Bill                                               | 03/24/2020 | PSI200...   |     | Harris County Appraisal District | 2nd Quarter 2020 Assessment                     | 33,893.00  |
| Bill                                               | 04/30/2020 | PSI200...   |     | Harris County Appraisal District | 3rd Quarter 2020 Assessment                     | 33,961.00  |
| Bill                                               | 08/17/2020 | PSI200...   |     | Harris County Appraisal District | 4th Quarter 2020 Assessment                     | 33,858.00  |
| Total 54400 - HCAD Qtr Expenses                    |            |             |     |                                  |                                                 | 101,712.00 |
| <b>54600 - Travel &amp; Meetings</b>               |            |             |     |                                  |                                                 |            |
| Bill                                               | 02/25/2020 | Reimb ...   |     | Shirley Reed                     | Reimbursement Request Jan 1 -Feb 21, 2019       | 97.18      |
| Bill                                               | 03/16/2020 | Feb/Ma...   |     | Chase Card Services              | Shrimp & Stuff - Safe D                         | 23.02      |
| Bill                                               | 03/16/2020 | Feb/Ma...   |     | Chase Card Services              | Costco Gas - Safe D                             | 49.73      |
| Bill                                               | 03/16/2020 | Feb/Ma...   |     | Chase Card Services              | Moody Gardens - Safe D                          | 25.73      |
| Bill                                               | 03/16/2020 | Feb/Ma...   |     | Chase Card Services              | Shrimp & Stuff - Safe D                         | 27.62      |
| Bill                                               | 03/16/2020 | Feb Rei...  |     | Fred A Scibuola                  | Conference Mileage                              | 92.58      |
| Bill                                               | 07/30/2020 | 1st Qtr ... |     | Virginia Bazan                   | Conference Mileage Reimbursement                | 97.18      |
| Total 54600 - Travel & Meetings                    |            |             |     |                                  |                                                 | 413.04     |
| <b>54650 - Conference, Conven &amp; Meetings</b>   |            |             |     |                                  |                                                 |            |
| Bill                                               | 02/10/2020 | Jan/Feb...  |     | Chase Card Services              | Safe D                                          | 1,275.00   |
| Total 54650 - Conference, Conven & Meetings        |            |             |     |                                  |                                                 | 1,275.00   |
| <b>54700 - Travel/Lodging</b>                      |            |             |     |                                  |                                                 |            |
| Bill                                               | 03/16/2020 | Feb/Ma...   |     | Chase Card Services              | Doubletree Hilton - Safe D                      | 6.00       |
| Bill                                               | 03/16/2020 | Feb/Ma...   |     | Chase Card Services              | Doubletree Hilton - Safe D                      | 469.65     |
| Bill                                               | 03/16/2020 | Feb/Ma...   |     | Chase Card Services              | Doubletree Hilton - Safe D                      | 489.42     |
| Bill                                               | 03/16/2020 | Feb/Ma...   |     | Chase Card Services              | Doubletree Hilton - Safe D                      | 180.36     |
| Bill                                               | 03/16/2020 | Feb/Ma...   |     | Chase Card Services              | Doubletree Hilton - Safe D                      | 513.32     |
| Bill                                               | 03/16/2020 | Feb/Ma...   |     | Chase Card Services              | Doubletree Hilton - Safe D                      | 479.14     |
| Bill                                               | 03/16/2020 | Feb/Ma...   |     | Chase Card Services              | Doubletree Hilton - Safe D                      | 6.00       |
| Bill                                               | 03/16/2020 | Feb/Ma...   |     | Chase Card Services              | Doubletree Hilton - Safe D                      | 343.68     |
| Bill                                               | 03/16/2020 | Feb/Ma...   |     | Chase Card Services              | Doubletree Hilton - Safe D                      | 150.42     |
| Bill                                               | 03/16/2020 | Feb/Ma...   |     | Chase Card Services              | Doubletree Hilton - Safe D                      | 158.70     |
| Total 54700 - Travel/Lodging                       |            |             |     |                                  |                                                 | 2,796.69   |
| Total 54000 - General and Admin Expenses           |            |             |     |                                  |                                                 | 158,540.73 |
| <b>60000 - Interest Expense</b>                    |            |             |     |                                  |                                                 |            |
| Bill                                               | 01/01/2020 | 66241496    |     | De Lage Laden Public Finance     | Building Note - Monthly                         | 6,667.39   |
| Bill                                               | 01/25/2020 | 66665770    |     | De Lage Laden Public Finance     | Building Note - Monthly                         | 6,541.59   |
| Bill                                               | 02/22/2020 | 66978372    |     | De Lage Laden Public Finance     | Building Note - Monthly                         | 6,415.27   |
| Bill                                               | 03/22/2020 | 67399822    |     | De Lage Laden Public Finance     | Building Note - Monthly                         | 6,288.43   |
| Bill                                               | 05/01/2020 | 67820716    |     | De Lage Laden Public Finance     | Building Note - Monthly                         | 6,161.05   |
| Bill                                               | 05/15/2020 | 68139088    |     | De Lage Laden Public Finance     | Building Note - Monthly                         | 6,033.15   |
| Bill                                               | 05/15/2020 | 994300...   |     | BB&T Governmental Finance        | 2020 Loan Payment                               | 111,110.60 |
| Bill                                               | 07/15/2020 | 68542645    |     | De Lage Laden Public Finance     | Building Note - Monthly                         | 5,904.72   |
| Bill                                               | 08/15/2020 |             |     | De Lage Laden Public Finance     | Building Note - Monthly                         | 5,775.75   |
| Bill                                               | 09/15/2020 |             |     | De Lage Laden Public Finance     | Building Note - Monthly                         | 5,646.25   |
| Total 60000 - Interest Expense                     |            |             |     |                                  |                                                 | 166,544.20 |
| <b>66900 - Reconciliation Discrepancies</b>        |            |             |     |                                  |                                                 |            |
| Bill                                               | 03/16/2020 | Feb/Ma...   |     | Chase Card Services              | Walmart                                         | 20.42      |
| Bill                                               | 03/16/2020 | Feb/Ma...   |     | Chase Card Services              | Micro Center                                    | 11.99      |
| Total 66900 - Reconciliation Discrepancies         |            |             |     |                                  |                                                 | 32.41      |

10:55 PM

10/24/20

Accrual Basis

Harris County ESD No. 1 - GOF  
Profit & Loss Detail  
January through September 2020

| Type                | Date | Num | Adj | Name | Memo | Amount               |
|---------------------|------|-----|-----|------|------|----------------------|
| Total Expense       |      |     |     |      |      | 12,054,463.41        |
| Net Ordinary Income |      |     |     |      |      | -5,496,648.13        |
| <b>Net Income</b>   |      |     |     |      |      | <b>-5,496,648.13</b> |

**Harris County Emergency Services District #1  
Construction Summary  
September 30, 2020**

**AG CM Inc. - Project Management**

|        |                   |
|--------|-------------------|
| Jan-18 | 4,261.25          |
| Feb-18 | 4,995.00          |
| Mar-18 | 31,996.25         |
| Apr-18 | 8,076.25          |
| May-18 | 3,045.00          |
| Jun-18 | 11,587.50         |
| Jul-18 | 24,167.58         |
| Aug-18 | 11,888.00         |
| Sep-18 | 16,239.39         |
| Oct-18 | 14,983.68         |
| Nov-18 | 13,200.03         |
| Jan-19 | 24,955.51         |
| Feb-19 | 36,164.11         |
| Mar-19 | 10,353.99         |
| Apr-19 | 4,381.50          |
| May-19 | 825.00            |
| Jun-19 | 16,453.53         |
| Jul-19 | 18,587.39         |
| Aug-19 | 11,847.72         |
| Sep-19 | 5,510.50          |
| Oct-19 | 4,200.10          |
| Nov-19 | 6,368.00          |
| Dec-19 | 1,786.39          |
| Mar-20 | 10,712.00         |
| Apr-20 | 7,011.68          |
| May-20 | 8,649.45          |
| Jun-20 | 3,309.66          |
| Sep-20 | 773.76            |
|        | <u>316,330.22</u> |

**Total Project Mngt**

**316,330.22**

**Station 92**

**Joiner Architects**

|        |           |
|--------|-----------|
| Jan-18 | 3,566.00  |
| Apr-18 | 30,430.00 |
| May-18 |           |
| Jun-18 | 3,213.00  |
| Jul-18 | 3,213.00  |
| Aug-18 | 3,213.00  |
| Sep-18 |           |
| Oct-18 |           |
| Nov-18 |           |
| Dec-18 | 4,418.00  |
| Jan-19 | 4,573.05  |
| Feb-19 | 4,830.62  |

**Construction Masters of Houston**

|                      |            |
|----------------------|------------|
| <b>Pay Request 1</b> | 132,610.97 |
| <b>Pay Request 2</b> | 55,086.51  |
| <b>Pay Request 3</b> | 128,081.34 |
| <b>Pay Request 4</b> | 87,885.01  |
| <b>Pay Request 5</b> | 49,711.00  |
| <b>Pay Request 6</b> | 57,752.02  |
| <b>Pay Request 7</b> | 202,626.90 |
| <b>Pay Request 8</b> | 331,908.48 |
| <b>Pay Request 9</b> | 336,977.59 |

|        |                  |                         |                     |                     |
|--------|------------------|-------------------------|---------------------|---------------------|
| Mar-19 | 4,886.41         | Pay Request 10          | 380,702.97          |                     |
| Apr-19 | 4,016.00         | Pay Request 11          | 439,383.45          |                     |
| May-19 | 2,008.00         | Pay Request 12          | 151,048.79          |                     |
| Jun-19 | 2,008.00         | Pay Request 13          | 158,316.60          |                     |
| Jul-19 | 2,009.00         | Pay Request 14          | 86,685.49           |                     |
| Aug-19 | 803.00           | Pay Request 15          | 100,015.06          |                     |
| Sep-19 | 1,205.00         | Pay Request 16          | 64,931.81           |                     |
|        |                  | Pay Request 17          | 23,090.13           |                     |
| Dec-19 | 2,008.00         | Pay Request 18          | 86,881.58           |                     |
|        |                  | Pay Request 19          | 87,328.75           |                     |
|        |                  | Pay Request 20          | 91,200.00           |                     |
|        |                  | Pay Request 21          | 96,677.90           |                     |
|        |                  | Pay Request 22          | 39,407.17           | 39,407.17           |
|        | <u>76,400.08</u> |                         | <u>3,188,309.52</u> |                     |
|        |                  | <b>Total Station 92</b> |                     | <b>3,264,709.60</b> |

**Station 94**

Joiner Architects

|        |           |
|--------|-----------|
| Jan-18 | 1,972.00  |
| Apr-18 | 57,396.37 |
| May-18 | 7,337.57  |
| Jun-18 | 10,281.32 |
| Jul-18 | 4,993.97  |
| Aug-18 | 897.00    |
| Sep-18 | 2,614.72  |
| Oct-18 | 2,807.40  |
| Nov-18 |           |
| Dec-18 | 3,902.36  |
| Jan-19 | 2,801.05  |
| Feb-19 | 3,059.61  |
| Mar-19 | 3,389.40  |
| Apr-19 | 2,244.00  |
| May-19 | 1,123.00  |
| Jun-19 | 1,678.05  |
| Jul-19 | 1,122.00  |
| Aug-19 | 449.00    |
| Sep-19 | 674.00    |
| Dec-19 | 1,122.00  |

109,864.82

Construction Masters of Houston

|                |            |
|----------------|------------|
| Pay Request 1  | 34,634.15  |
| Pay Request 2  | 37,974.35  |
| Pay Request 3  | 123,832.22 |
| Pay Request 4  | 89,579.74  |
| Pay Request 5  | 28,367.00  |
| Pay Request 6  | 69,881.69  |
| Pay Request 7  | 269,487.10 |
| Pay Request 8  | 319,833.65 |
| Pay Request 9  | 385,915.77 |
| Pay Request 10 | 255,843.85 |
| Pay Request 11 | 304,096.71 |
| Pay Request 12 | 228,485.22 |
| Pay Request 13 | 118,177.57 |
| Pay Request 14 | 48,907.85  |
| Pay Request 15 | 84,964.45  |
| Pay Request 16 | 86,319.45  |
| Pay Request 17 | 58,919.22  |
| Pay Request 18 | 40,853.35  |
| Pay Request 19 | 3,226.20   |
| Pay Request 20 | 3,924.45   |
| Pay Request 21 | -          |
| Pay Request 22 | 47,243.38  |

2,640,467.37

**Total Station 94 2,750,332.19**

**Grand Total 6,370,779.18**

|                           |                       |
|---------------------------|-----------------------|
| Loan Proceeds - 5/30/2018 | 7,000,000.00          |
| Less YTD Spending         | <u>(6,370,779.18)</u> |
| Remaining                 | <b>629,220.82</b>     |

HARRIS COUNTY EMERGENCY SERVICES DISTRICT #1  
 QUARTERLY INVESTMENT REPORT  
 3rd QUARTER FISCAL YEAR 2020  
 July 1, 2020 to  
 September 30, 2020

| Transaction Date |                       | General Fund         |
|------------------|-----------------------|----------------------|
|                  |                       | Texas Class          |
| 7/1/2020         | Beginning Balance     | \$ 19,189,728.20     |
| July 2020        | Withdrawals           | (19,000,000.00)      |
| July 2020        | Deposits              | -                    |
| July 2020        | Interest 0.26%        | 190.86               |
| August 2020      | Withdrawals           | -                    |
| August 2020      | Deposits              | 503,200.35           |
| August 2020      | Interest 0.19%        | 93.68                |
| September 2020   | Withdrawals           | -                    |
| September 2020   | Deposits              | -                    |
| September 2020   | Interest 0.1424%      | 80.97                |
| <b>9/30/2020</b> | <b>Ending Balance</b> | <b>\$ 693,294.06</b> |

The investments for the District for the period are in compliance with the Public Funds Investment Act, the District's investment policy and the District's investment strategy.



Investment Officer: \_\_\_\_\_



AGCM, Inc.  
 1101 Ocean Dr.  
 P.O. Box 2682  
 Corpus Christi, TX 78403  
 361-882-0469

Harris County Emergency Svc District #1  
 Attn: Jeremy Hyde  
 2800 Aldine Bender Rd.  
 Houston, TX 77032

Invoice number 7922  
 Date 10/08/2020

Project **16-036P Harris County ESD #1 Support Services**

Billing Period 08/31/2020 - 09/30/2020

**Invoice Summary**

| Description                          | Contract Amount | Total Billed | Prior Billed | Current Billed | Remaining | Percent Complete |
|--------------------------------------|-----------------|--------------|--------------|----------------|-----------|------------------|
| <b>PROJECT MANAGEMENT SUPPORT</b>    | 245,748.35      | 245,748.86   | 245,748.86   | 0.00           | -0.51     | 100.00           |
| <b>REIMBERSABLE EXPENSES AT 1.10</b> |                 |              |              |                |           |                  |
| <b>CONSULTANTS</b>                   | 131,929.03      | 131,929.03   | 131,155.27   | 773.76         | 0.00      | 100.00           |
| <b>EXPENSES</b>                      | 1,870.06        | 0.00         | 0.00         | 0.00           | 1,870.06  | 0.00             |
| Subtotal                             | 133,799.09      | 131,929.03   | 131,155.27   | 773.76         | 1,870.06  | 98.60            |
| <b>CREDIT - OVER CONTRACT</b>        | 0.00            | -0.51        | -0.51        | 0.00           | 0.51      | 0.00             |
| Total                                | 379,547.44      | 377,677.38   | 376,903.62   | 773.76         | 1,870.06  | 99.51            |

**Professional Fees**

|                                  | Units | Rate    | Billed Amount |
|----------------------------------|-------|---------|---------------|
| Mechanical Consultant            |       |         |               |
| Rice & Gardner Consultants, Inc. | 1.00  | 773.762 | 773.76        |
| Invoice total                    |       |         | <b>773.76</b> |

**Aging Summary**

| Invoice Number | Invoice Date | Outstanding | Current | Over 30 | Over 60 | Over 90 | Over 120 |
|----------------|--------------|-------------|---------|---------|---------|---------|----------|
| 7922           | 10/08/2020   | 773.76      | 773.76  |         |         |         |          |
|                | Total        | 773.76      | 773.76  | 0.00    | 0.00    | 0.00    | 0.00     |

Approved by:

Martin J. Schmitt  
 Vice President - East Texas



**Invoice Supporting Detail**

16-036P Harris County ESD #1 Support Services  
 PROJECT MANAGEMENT SUPPORT  
 Original Phase 1: A/E Selection

Phase Status: Active

Billing Cutoff: 09/30/2020

WIP Status:

| Date     | Units | Rate | Amount |
|----------|-------|------|--------|
| Subtotal |       |      | 0.00   |
| total    |       |      | 0.00   |

PROJECT MANAGEMENT SUPPORT  
 Admendment #1 Phase 1: A/E Selection - Contract Review

Phase Status: Active

Billing Cutoff: 09/30/2020

WIP Status:

| Date     | Units | Rate | Amount |
|----------|-------|------|--------|
| Subtotal |       |      | 0.00   |
| total    |       |      | 0.00   |

PROJECT MANAGEMENT SUPPORT  
 Original Design/Procurement/Pre-Construction Phase

Phase Status: Active

Billing Cutoff: 09/30/2020

WIP Status:

| Date     | Units | Rate | Amount |
|----------|-------|------|--------|
| Subtotal |       |      | 0.00   |
| total    |       |      | 0.00   |

PROJECT MANAGEMENT SUPPORT  
 Preconstruction & Design

Phase Status: Active

Billing Cutoff: 09/30/2020

WIP Status:

| Date     | Units | Rate | Amount |
|----------|-------|------|--------|
| Subtotal |       |      | 0.00   |
| total    |       |      | 0.00   |

PROJECT MANAGEMENT SUPPORT  
 Construction Management CY 2018

Phase Status: Work Hold

Billing Cutoff: 09/30/2020

WIP Status:

| Date     | Units | Rate | Amount |
|----------|-------|------|--------|
| Subtotal |       |      | 0.00   |
| total    |       |      | 0.00   |

PROJECT MANAGEMENT SUPPORT  
 Construction Management CY 2019

Phase Status: Active

Billing Cutoff: 09/30/2020

WIP Status:

| Date     | Units | Rate | Amount |
|----------|-------|------|--------|
| Subtotal |       |      | 0.00   |



**Invoice Supporting Detail**

16-036P Harris County ESD #1 Support Services  
 PROJECT MANAGEMENT SUPPORT  
 Construction Management CY 2019

Phase Status: Active

Billing Cutoff: 09/30/2020

| Date  | Units | Rate | Amount |
|-------|-------|------|--------|
| total |       |      | 0.00   |

PROJECT MANAGEMENT SUPPORT  
 RadioTower Change Order

Phase Status: Active

Billing Cutoff: 09/30/2020

WIP Status:

| Date     | Units | Rate | Amount |
|----------|-------|------|--------|
| Subtotal |       |      | 0.00   |
| total    |       |      | 0.00   |

Reimbursable Expenses at 1.10  
 Consultants

Phase Status: Active

Billing Cutoff: 09/30/2020

**Consultant** WIP Status: Billable  
 Rice & Gardner Consultants, Inc.  
 Mechanical Consultant

| Date             | Units | Rate   | Amount |
|------------------|-------|--------|--------|
| 06/30/2020       | 1.00  | 773.76 | 773.76 |
| Subtotal         |       |        | 773.76 |
| Consultant total |       |        | 773.76 |

Reimbursable Expenses at 1.10  
 Expenses

Phase Status: Active

Billing Cutoff: 09/30/2020

WIP Status:

| Date     | Units | Rate | Amount |
|----------|-------|------|--------|
| Subtotal |       |      | 0.00   |
| total    |       |      | 0.00   |

Credit - over contract

Phase Status: Active

Billing Cutoff: 09/30/2020

WIP Status:

| Date     | Units | Rate | Amount |
|----------|-------|------|--------|
| Subtotal |       |      | 0.00   |
| total    |       |      | 0.00   |

Invoice Summary

|              | Contract          | Billed            | %          | Remaining       | %        |
|--------------|-------------------|-------------------|------------|-----------------|----------|
| Labor        | 245,748.35        | 242,805.79        | 99         | 2,942.56        | 1        |
| Expense      | 1,870.06          | 1,870.06          | 100        |                 |          |
| Consultant   | 131,929.03        | 133,001.53        | 101        | -1,072.50       | -1       |
| <b>Total</b> | <b>379,547.44</b> | <b>377,677.38</b> | <b>100</b> | <b>1,870.06</b> | <b>0</b> |

1-2-20

# Invoice



6161 Savoy, Suite 1212  
Houston, TX 77036  
Phone: (713) 482-2300  
Fax: (713) 482-2314

Date: 6/30/2020  
Invoice #: 2339

Project: 18.012 - HC ESD 92 & 94

Spencer Clark  
AGCM, Inc.  
9950 Westpark Dr.  
Suite 300  
Houston, Texas 77063

| Description        | Total Fee | Prior Billing | Curr % | Total % | Amount Due |
|--------------------|-----------|---------------|--------|---------|------------|
| Design Phase       | 10,766.00 | 10,766.00     | 0.00%  | 100.00% | 0.00       |
| Construction Phase | 25,122.00 | 24,418.58     | 2.80%  | 100.00% | 703.42     |

Direct all questions to Accounting:  
E-mail: [mayra.ramos@ricegardner.com](mailto:mayra.ramos@ricegardner.com)  
Direct: (713) 482-2340

**Make all checks payable to Rice & Gardner Consultants, Inc.**  
Thank you for your business.

**Balance Due** \$703.42



AGCM, Inc.  
 1101 Ocean Dr.  
 P.O. Box 2682  
 Corpus Christi, TX 78403  
 361-882-0469

Harris County Emergency Svc District #1  
 Attn: Jeremy Hyde  
 2800 Aldine Bender Rd.  
 Houston, TX 77032

Invoice number 7929  
 Date 10/09/2020

Project **18-060P Harris County ESD#1 - Station 97**

Billing Period 08/31/2020 - 09/30/2020

**Invoice Summary**

| Description                          | Contract Amount | Total Billed | Prior Billed | Current Billed | Remaining  | Percent Complete |
|--------------------------------------|-----------------|--------------|--------------|----------------|------------|------------------|
| <b>PROJECT MANAGEMENT SUPPORT</b>    | 188,860.00      | 148,888.90   | 138,188.90   | 10,700.00      | 39,971.10  | 78.84            |
| <b>REIMBERSABLE EXPENSES AT 1.10</b> |                 |              |              |                |            |                  |
| <b>CONSULTANTS</b>                   | 103,250.00      | 29,787.04    | 29,072.04    | 715.00         | 73,462.96  | 28.85            |
| <b>EXPENSES</b>                      | 0.00            | 4,556.96     | 4,556.96     | 0.00           | -4,556.96  | 0.00             |
| Subtotal                             | 103,250.00      | 34,344.00    | 33,629.00    | 715.00         | 68,906.00  | 33.26            |
| Total                                | 292,110.00      | 183,232.90   | 171,817.90   | 11,415.00      | 108,877.10 | 62.73            |

**Professional Fees**

|                                                           | Units | Rate   | Billed Amount    |
|-----------------------------------------------------------|-------|--------|------------------|
| Mechanical Consultant<br>Rice & Gardner Consultants, Inc. | 1.00  | 715.00 | 715.00           |
| <b>Invoice total</b>                                      |       |        | <b>11,415.00</b> |

**Aging Summary**

| Invoice Number | Invoice Date | Outstanding | Current   | Over 30 | Over 60 | Over 90 | Over 120 |
|----------------|--------------|-------------|-----------|---------|---------|---------|----------|
| 7929           | 10/09/2020   | 11,415.00   | 11,415.00 |         |         |         |          |
|                | Total        | 11,415.00   | 11,415.00 | 0.00    | 0.00    | 0.00    | 0.00     |

Approved by:

Martin J. Schmitt  
 Vice President - East Texas

**Invoice Supporting Detail**

18-060P Harris County ESD#1 - Station 97

**PROJECT MANAGEMENT SUPPORT**

Phase 1: A/E Selection

Original Phase 1: A/E Selection / Design/Procurement/Pre-Construction Phase

Phase Status: Active

|                 | Contract |                  | Previously Billed |            |                  | To Bill     |          |             |
|-----------------|----------|------------------|-------------------|------------|------------------|-------------|----------|-------------|
|                 | Units    | Amount           | Units             | %          | Amount           | Units       | %        | Amount      |
| Labor           |          | 39,060.00        | 500.55            | 173        | 67,606.40        |             |          |             |
| <b>Subtotal</b> |          | <b>39,060.00</b> | <b>500.55</b>     | <b>173</b> | <b>67,606.40</b> | <b>0.00</b> | <b>0</b> | <b>0.00</b> |

**PROJECT MANAGEMENT SUPPORT**

Phase 2: Construction Management

Phase Status: Active

|                 | Contract |                   | Previously Billed |           |                  | To Bill     |          |                  |
|-----------------|----------|-------------------|-------------------|-----------|------------------|-------------|----------|------------------|
|                 | Units    | Amount            | Units             | %         | Amount           | Units       | %        | Amount           |
| Labor           | 14.00    | 149,800.00        | 531.00            | 54        | 81,282.50        | 1.00        | 7        | 10,700.00        |
| <b>Subtotal</b> |          | <b>149,800.00</b> | <b>531.00</b>     | <b>54</b> | <b>81,282.50</b> | <b>1.00</b> | <b>7</b> | <b>10,700.00</b> |

Billing Cutoff: 09/30/2020

| Date | Units | Rate | Amount |
|------|-------|------|--------|
|------|-------|------|--------|

**Labor**

WIP Status: Billable

Project Manager

Michael D. Medwedeff

|                                                                                  |            |      |        |        |
|----------------------------------------------------------------------------------|------------|------|--------|--------|
| Billable Time                                                                    | 08/31/2020 | 2.50 | 130.00 | 325.00 |
| <i>Procure Review. Call with Ricardo on Masonry and Talk with Melvin.</i>        |            |      |        |        |
| Billable Time                                                                    | 09/01/2020 | 4.00 | 130.00 | 520.00 |
| <i>Site Visit.</i>                                                               |            |      |        |        |
| Billable Time                                                                    | 09/02/2020 | 2.00 | 130.00 | 260.00 |
| <i>OAC Meeting #1 for Month of September.</i>                                    |            |      |        |        |
| Billable Time                                                                    | 09/03/2020 | 4.00 | 130.00 | 520.00 |
| <i>Site visit to EMS 97 and 94 to look at fine grading progress.</i>             |            |      |        |        |
| Billable Time                                                                    | 09/04/2020 | 2.50 | 130.00 | 325.00 |
| <i>Prep for Tuesday Meeting.</i>                                                 |            |      |        |        |
| Billable Time                                                                    | 09/08/2020 | 4.75 | 130.00 | 617.50 |
| <i>Meeting with HCEC on Final Completion for 92 and 94 and Site Visit at 97.</i> |            |      |        |        |
| Billable Time                                                                    | 09/09/2020 | 2.00 | 130.00 | 260.00 |
| <i>Call with Melvin. Gathering of Documents for Closeout.</i>                    |            |      |        |        |
| Billable Time                                                                    | 09/10/2020 | 5.00 | 130.00 | 650.00 |
| <i>Site Visit.</i>                                                               |            |      |        |        |
| Billable Time                                                                    | 09/11/2020 | 1.00 | 130.00 | 130.00 |
| <i>Coordination on Landscaper.</i>                                               |            |      |        |        |
| Billable Time                                                                    | 09/14/2020 | 3.00 | 130.00 | 390.00 |
| <i>Hydroseeding check up.</i>                                                    |            |      |        |        |
| Billable Time                                                                    | 09/15/2020 | 5.00 | 130.00 | 650.00 |
| <i>OAC</i>                                                                       |            |      |        |        |
| Billable Time                                                                    | 09/16/2020 | 5.00 | 130.00 | 650.00 |
| <i>OAC Meeting and Site Visit.</i>                                               |            |      |        |        |
| Billable Time                                                                    | 09/18/2020 | 2.25 | 130.00 | 292.50 |
| <i>Site visit and progress photos.</i>                                           |            |      |        |        |
| Billable Time                                                                    | 09/21/2020 | 3.00 | 130.00 | 390.00 |
| <i>Meet with Jeremy and Commissioners over HVAC/Mechanical Issues.</i>           |            |      |        |        |

**Invoice Supporting Detail**

18-060P Harris County ESD#1 - Station 97  
 PROJECT MANAGEMENT SUPPORT  
 Phase 2: Construction Management

Phase Status: Active

Billing Cutoff: 09/30/2020

|                      |                                                                              | Date        | Units | Rate   | Amount   |
|----------------------|------------------------------------------------------------------------------|-------------|-------|--------|----------|
| <b>Labor</b>         | WIP Status: Billable                                                         |             |       |        |          |
| Project Manager      |                                                                              |             |       |        |          |
| Michael D. Medwedeff |                                                                              |             |       |        |          |
| Billable Time        |                                                                              | 09/22/2020  | 2.75  | 130.00 | 357.50   |
|                      | <i>Board Meeting.</i>                                                        |             |       |        |          |
| Billable Time        |                                                                              | 09/23/2020  | 1.25  | 130.00 | 162.50   |
|                      | <i>HVAC &amp; Mechanical Issues Meeting.</i>                                 |             |       |        |          |
| Billable Time        |                                                                              | 09/24/2020  | 5.00  | 130.00 | 650.00   |
|                      | <i>Meet up with Mike Newman on Access Controls and Site Visit at EMS 97.</i> |             |       |        |          |
| Billable Time        |                                                                              | 09/25/2020  | 2.75  | 130.00 | 357.50   |
|                      | <i>Emails with Mike Newman and Construction Masters.</i>                     |             |       |        |          |
| Billable Time        |                                                                              | 09/28/2020  | 0.75  | 130.00 | 97.50    |
|                      | <i>Follow up email for outstanding design issues.</i>                        |             |       |        |          |
| Billable Time        |                                                                              | 09/30/2020  | 4.00  | 130.00 | 520.00   |
|                      | <i>OAC meeting and site visit.</i>                                           |             |       |        |          |
|                      |                                                                              | Subtotal    | 62.50 |        | 8,125.00 |
|                      |                                                                              | Labor total | 62.50 |        | 8,125.00 |

**Reimbursable Expenses at 1.10 Consultants**

Phase Status: Active

Billing Cutoff: 09/30/2020

|                                  |                      | Date             | Units | Rate   | Amount |
|----------------------------------|----------------------|------------------|-------|--------|--------|
| <b>Consultant</b>                | WIP Status: Billable |                  |       |        |        |
| Rice & Gardner Consultants, Inc. |                      |                  |       |        |        |
| Mechanical Consultant            |                      | 06/30/2020       | 1.00  | 715.00 | 715.00 |
|                                  |                      | Subtotal         | 1.00  |        | 715.00 |
|                                  |                      | Consultant total | 1.00  |        | 715.00 |

**Reimbursable Expenses at 1.10 Expenses**

Phase Status: Active

Billing Cutoff: 09/30/2020

|             |  | Date     | Units | Rate | Amount |
|-------------|--|----------|-------|------|--------|
| WIP Status: |  |          |       |      |        |
|             |  | Subtotal |       |      | 0.00   |
|             |  | total    |       |      | 0.00   |

**Invoice Summary**

|              | Contract          | Billed            | %         | Remaining         | %         |
|--------------|-------------------|-------------------|-----------|-------------------|-----------|
| Labor        | 188,860.00        | 148,888.90        | 79        | 39,971.10         | 21        |
| Expense      |                   | 4,556.96          |           | -4,556.96         |           |
| Consultant   | 103,250.00        | 29,787.04         | 29        | 73,462.96         | 71        |
| <b>Total</b> | <b>292,110.00</b> | <b>183,232.90</b> | <b>63</b> | <b>108,877.10</b> | <b>37</b> |

18-06-07

# Invoice



6161 Savoy, Suite 1212  
Houston, TX 77036  
Phone: (713) 482-2300  
Fax: (713) 482-2314

Date Invoice #

6/30/2020 2341

Project 19.004 HC 1 SD 97

Spencer Clark  
AGCM, Inc.  
9950 Westpark Dr.  
Suite 300  
Houston, Texas 77063

| Description                            | Total Fee | Prior Billing | Curr % | Total % | Amount Due |
|----------------------------------------|-----------|---------------|--------|---------|------------|
| Equipment & Systems to be Commissioned |           |               |        |         | 0.00       |
| Design Phase                           | 2,000.00  | 2,000.00      | 0.00%  | 100.00% | 0.00       |
| Construction phase                     | 6,500.00  |               | 10.00% | 10.00%  | 650.00     |

Direct all questions to Accounting:  
E-mail: [mayra.ramos@ricegardner.com](mailto:mayra.ramos@ricegardner.com)  
Direct: (713) 482-2340

Make all checks payable to Rice & Gardner Consultants, Inc.  
Thank you for your business.

**Balance Due**

\$650.00



# AIA Document G702 - 1992

## Application and Certificate for Payment

**TO OWNER:** Harris County ESD # 1  
2800 Aldine Bender Rd.  
Houston, TX 77032

**PROJECT:** EMS Station 97  
15600 Woodland Hills Dr.  
Humble, TX 77346

**FROM:** Construction Masters of Houston, Inc.  
CONTRACTOR: P. O. Box 1587  
Pearland, TX 77588

**VIA ARCHITECT:** Martinez Architects  
900 Rockmead, #250  
Houston, TX 77339

**APPLICATION NO:** 010  
**PERIOD TO:** October 01, 2020

**CONTRACT FOR:** General Construction  
**CONTRACT DATE:** October 07, 2019  
**PROJECT NOS:** / 5919 /

**Distribution to:**  
OWNER:   
ARCHITECT:   
CONTRACTOR:   
FIELD:   
OTHER:

### CONTRACTOR'S APPLICATION FOR PAYMENT

Application is made for payment, as shown below, in connection with the Contract. AIA Document G703<sup>®</sup>, Continuation Sheet, is attached.

1. ORIGINAL CONTRACT SUM ..... \$1,819,000.00
2. NET CHANGE BY CHANGE ORDERS ..... -\$55,000.00
3. CONTRACT SUM TO DATE (Line 1 ± 2) ..... \$1,764,000.00
4. TOTAL COMPLETED & STORED TO DATE (Column G on G703) ..... \$1,324,820.49
5. RETAINAGE:
  - a. 5.00 % of Completed Work (Column D + E on G703) ..... \$66,241.02
  - b. 5.00 % of Stored Material (Column F on G703) ..... \$0.00
6. TOTAL EARNED LESS RETAINAGE ..... \$1,258,579.47  
(Line 4 Less Line 5 Total)
7. LESS PREVIOUS CERTIFICATES FOR PAYMENT ..... \$1,191,182.67  
(Line 6 from prior Certificate)

8. CURRENT PAYMENT DUE ..... \$67,396.80
9. BALANCE TO FINISH, INCLUDING RETAINAGE (Line 3 less Line 6) ..... \$505,420.53


| CHANGE ORDER SUMMARY                               | ADDITIONS     | DEDUCTIONS          |
|----------------------------------------------------|---------------|---------------------|
| Total changes approved in previous months by Owner | \$0.00        | \$55,000.00         |
| Total approved this Month                          | \$0.00        | \$0.00              |
| <b>TOTALS</b>                                      | <b>\$0.00</b> | <b>\$55,000.00</b>  |
| <b>NET CHANGES by Change Order</b>                 |               | <b>-\$55,000.00</b> |

The undersigned Contractor certifies that to the best of the Contractor's knowledge, information and belief the Work covered by this Application for Payment has been completed in accordance with the Contract Documents, that all amounts have been paid by the Contractor for Work for which previous Certificates for Payment were issued and payments received from the Owner, and that current payment shown herein is now due.

CONTRACTOR:   
By: \_\_\_\_\_  
State of: Texas

Date: October 01, 2020

County of: Brazoria  
Subscribed and sworn to before me this \_\_\_\_\_ day of \_\_\_\_\_, 2020.



Notary Public: Marjorie Carns  
My Commission expires: September 26, 2021

### ARCHITECT'S CERTIFICATE FOR PAYMENT

In accordance with the Contract Documents, based on on-site observations and the data comprising this application, the Architect certifies to the Owner that to the best of the Architect's knowledge, information and belief the Work has progressed as indicated, the quality of the Work is in accordance with the Contract Documents, and the Contractor is entitled to payment of the AMOUNT CERTIFIED.

AMOUNT CERTIFIED ..... \$67,396.80  
(Attach explanation if amount certified differs from the amount applied. Initial all figures on this Application and on the Continuation Sheet that are changed to conform with the amount certified.)

ARCHITECT:   
By: \_\_\_\_\_  
Date: 10.9.20

This Certificate is not negotiable. The AMOUNT CERTIFIED is payable only to the Contractor named herein. Issuance, payment and acceptance of payment are without prejudice to any rights of the Owner or Contractor under this Contract.

# AIA Document G703<sup>®</sup> - 1992

## Continuation Sheet

AIA Document G702<sup>®</sup>, Application and Certification for Payment, or G732<sup>™</sup>, Application and Certificate for Payment, Construction Manager as Adviser Edition, containing Contractor's signed certification is attached.

Use Column I on Contracts where variable retainage for line items may apply.

APPLICATION NO: 010  
 APPLICATION DATE: October 01, 2020  
 PERIOD TO: October 01, 2020  
 ARCHITECT'S PROJECT NO: EMS Station 97

| A<br>ITEM NO. | B<br>DESCRIPTION OF WORK        | C<br>SCHEDULED VALUE | D<br>WORK COMPLETED               |          | E<br>THIS PERIOD | F<br>MATERIALS PRESENTLY STORED (NOT IN D OR E) | G<br>TOTAL COMPLETED AND STORED TO DATE (D + E + F) | H<br>BALANCE TO FINISH (C - G) | I<br>RETAINAGE (IF VARIABLE RATE) |
|---------------|---------------------------------|----------------------|-----------------------------------|----------|------------------|-------------------------------------------------|-----------------------------------------------------|--------------------------------|-----------------------------------|
|               |                                 |                      | FROM PREVIOUS APPLICATION (D + E) |          |                  |                                                 |                                                     |                                |                                   |
| 1.01          | Owner's Contingency Allowance   | 45,414.00            | 0.00                              | 0.00     | 0.00             | 0.00                                            | 0.00                                                | 45,414.00                      | 0.00                              |
| 1.01a         | AER-OC-01 - Door Hardware       | 3,255.00             | 0.00                              | 0.00     | 0.00             | 0.00                                            | 0.00                                                | 3,255.00                       | 0.00                              |
| 1.01b         | AER-OC-02 - Window Coverings    | 250.00               | 0.00                              | 0.00     | 0.00             | 0.00                                            | 0.00                                                | 250.00                         | 0.00                              |
| 1.01c         | AER-OC-03 - Door & Wall Changes | 6,081.00             | 3,000.00                          | 0.00     | 0.00             | 0.00                                            | 3,000.00                                            | 3,081.00                       | 0.00                              |
| 1.02          | Material Testing Allowance      | 0.00                 | 0.00                              | 0.00     | 0.00             | 0.00                                            | 0.00                                                | 0.00                           | 0.00                              |
| 1.03          | Utility Services Allowance      | 0.00                 | 0.00                              | 0.00     | 0.00             | 0.00                                            | 0.00                                                | 0.00                           | 0.00                              |
| 1.04          | Site Miscellaneous Allowance    | 0.00                 | 0.00                              | 0.00     | 0.00             | 0.00                                            | 0.00                                                | 0.00                           | 0.00                              |
| 1.05          | Supervision / PM                | 79,587.00            | 64,364.00                         | 5,500.00 | 0.00             | 0.00                                            | 69,864.00                                           | 9,723.00                       | 0.00                              |
| 1.06          | Temporary Utilities             | 8,798.00             | 8,000.00                          | 300.00   | 0.00             | 0.00                                            | 8,300.00                                            | 498.00                         | 0.00                              |
| 1.07          | Construction Facilities         | 12,869.00            | 12,000.00                         | 0.00     | 0.00             | 0.00                                            | 12,000.00                                           | 869.00                         | 0.00                              |
| 1.08          | Dumpsters                       | 9,385.00             | 5,500.00                          | 1,000.00 | 0.00             | 0.00                                            | 6,500.00                                            | 2,885.00                       | 0.00                              |
| 1.09          | Surveying                       | 5,865.00             | 4,900.00                          | 965.00   | 0.00             | 0.00                                            | 5,865.00                                            | 0.00                           | 0.00                              |
| 1.10          | Equipmental Rental              | 5,865.00             | 1,500.00                          | 1,000.00 | 0.00             | 0.00                                            | 2,500.00                                            | 3,365.00                       | 0.00                              |
| 1.11          | General Labor                   | 6,745.00             | 2,500.00                          | 1,000.00 | 0.00             | 0.00                                            | 3,500.00                                            | 3,245.00                       | 0.00                              |
| 1.12          | Final Cleaning                  | 2,112.00             | 0.00                              | 0.00     | 0.00             | 0.00                                            | 0.00                                                | 2,112.00                       | 0.00                              |
| 1.13          | BR / GL Insurance               | 21,656.00            | 17,320.00                         | 1,500.00 | 0.00             | 0.00                                            | 18,820.00                                           | 2,836.00                       | 0.00                              |

AIA Document G703<sup>®</sup> - 1992. Copyright © 1963, 1965, 1966, 1967, 1970, 1978, 1983 and 1992 by The American Institute of Architects. All rights reserved. The "American Institute of Architects," "AIA," the AIA Logo, "G703," and "AIA Contract Documents" are registered trademarks and may not be used without permission. This document was produced by AIA software at 11:15:23 ET on 10/01/2020 under Order No.3126274972 which expires on 02/13/2021. It is not for resale, is licensed for one-time use only, and may only be used in accordance with the AIA Contract Documents® Terms of Service. To report copyright violations, e-mail copyright@aiia.org.



| A        | B                       | C               | D                                 | E              |      | F    | G                                          |                                                | H         | I    |
|----------|-------------------------|-----------------|-----------------------------------|----------------|------|------|--------------------------------------------|------------------------------------------------|-----------|------|
|          |                         |                 |                                   | WORK COMPLETED |      |      | MATERIALS PRESENTLY STORED (NOT IN D OR E) | TOTAL COMPLETED AND STORED TO DATE (D + E + F) |           |      |
| ITEM NO. | DESCRIPTION OF WORK     | SCHEDULED VALUE | FROM PREVIOUS APPLICATION (D + E) | THIS PERIOD    |      |      |                                            |                                                |           |      |
| 1.14     | P&P Bonds               | 25,202.00       | 25,202.00                         | 0.00           | 0.00 | 0.00 | 25,202.00                                  | 100.00%                                        | 0.00      | 0.00 |
| 2.01     | Earthwork               | 53,961.00       | 53,961.00                         | 0.00           | 0.00 | 0.00 | 53,961.00                                  | 100.00%                                        | 0.00      | 0.00 |
| 2.02     | SWPPP                   | 5,347.00        | 5,347.00                          | 0.00           | 0.00 | 0.00 | 5,347.00                                   | 100.00%                                        | 0.00      | 0.00 |
| 2.03     | Sanitary Sewer          | 17,596.00       | 17,596.00                         | 0.00           | 0.00 | 0.00 | 17,596.00                                  | 100.00%                                        | 0.00      | 0.00 |
| 2.04     | Storm Sewer             | 16,423.00       | 16,423.00                         | 0.00           | 0.00 | 0.00 | 16,423.00                                  | 100.00%                                        | 0.00      | 0.00 |
| 2.05     | Site Water              | 32,260.00       | 32,260.00                         | 0.00           | 0.00 | 0.00 | 32,260.00                                  | 100.00%                                        | 0.00      | 0.00 |
| 2.06     | Parking Lot Accessories | 1,775.00        | 0.00                              | 0.00           | 0.00 | 0.00 | 0.00                                       | 0.00%                                          | 1,775.00  | 0.00 |
| 2.07     | Unit Pavers             | 10,210.00       | 0.00                              | 0.00           | 0.00 | 0.00 | 0.00                                       | 0.00%                                          | 10,210.00 | 0.00 |
| 2.08     | Irrigation              | 8,212.00        | 0.00                              | 0.00           | 0.00 | 0.00 | 0.00                                       | 0.00%                                          | 8,212.00  | 0.00 |
| 2.09     | Landscaping             | 19,737.00       | 0.00                              | 0.00           | 0.00 | 0.00 | 0.00                                       | 0.00%                                          | 19,737.00 | 0.00 |
| 2.10     | Fence & Gates           | 12,890.00       | 0.00                              | 0.00           | 0.00 | 0.00 | 0.00                                       | 0.00%                                          | 12,890.00 | 0.00 |
| 3.01     | Foundation              | 61,822.00       | 61,822.00                         | 0.00           | 0.00 | 0.00 | 61,822.00                                  | 100.00%                                        | 0.00      | 0.00 |
| 3.02     | Paving                  | 57,363.00       | 57,363.00                         | 0.00           | 0.00 | 0.00 | 57,363.00                                  | 100.00%                                        | 0.00      | 0.00 |
| 3.03     | Sidewalks               | 12,141.00       | 12,141.00                         | 0.00           | 0.00 | 0.00 | 12,141.00                                  | 100.00%                                        | 0.00      | 0.00 |
| 3.04     | Dumpsters               | 5,748.00        | 5,748.00                          | 0.00           | 0.00 | 0.00 | 5,748.00                                   | 100.00%                                        | 0.00      | 0.00 |
| 3.05     | Curbs                   | 2,757.00        | 0.00                              | 0.00           | 0.00 | 0.00 | 0.00                                       | 0.00%                                          | 2,757.00  | 0.00 |
| 3.06     | Light Pole Bases        | 2,170.00        | 2,170.00                          | 0.00           | 0.00 | 0.00 | 2,170.00                                   | 100.00%                                        | 0.00      | 0.00 |
| 3.07     | Transformer Pad         | 3,848.00        | 3,848.00                          | 0.00           | 0.00 | 0.00 | 3,848.00                                   | 100.00%                                        | 0.00      | 0.00 |
|          | Special Concrete        |                 |                                   |                |      |      |                                            |                                                |           |      |
| 3.08     | Finishes                | 4,956.00        | 0.00                              | 0.00           | 0.00 | 0.00 | 0.00                                       | 0.00%                                          | 4,956.00  | 0.00 |
| 4.01     | Masonry                 | 46,923.00       | 40,120.00                         | 6,803.00       | 0.00 | 0.00 | 46,923.00                                  | 100.00%                                        | 0.00      | 0.00 |
| 5.01     | PEMB Erection           | 51,146.00       | 44,000.00                         | 0.00           | 0.00 | 0.00 | 44,000.00                                  | 86.03%                                         | 7,146.00  | 0.00 |
| 5.02     | Miscellaneous Metals    | 12,142.00       | 5,000.00                          | 0.00           | 0.00 | 0.00 | 5,000.00                                   | 41.18%                                         | 7,142.00  | 0.00 |
| 6.01     | Rough Carpentry         | 3,461.00        | 3,461.00                          | 0.00           | 0.00 | 0.00 | 3,461.00                                   | 100.00%                                        | 0.00      | 0.00 |
| 6.02     | Millwork Fabrication    | 13,969.00       | 0.00                              | 0.00           | 0.00 | 0.00 | 0.00                                       | 0.00%                                          | 13,969.00 | 0.00 |
| 6.03     | Millwork Installation   | 7,522.00        | 0.00                              | 0.00           | 0.00 | 0.00 | 0.00                                       | 0.00%                                          | 7,522.00  | 0.00 |
| 7.01     | Waterproofing           | 23,755.00       | 19,000.00                         | 4,755.00       | 0.00 | 0.00 | 23,755.00                                  | 100.00%                                        | 0.00      | 0.00 |
| 7.02     | Vinyl Insulation        | 6,569.00        | 6,569.00                          | 0.00           | 0.00 | 0.00 | 6,569.00                                   | 100.00%                                        | 0.00      | 0.00 |
|          | Doors, Frames,          |                 |                                   |                |      |      |                                            |                                                |           |      |
|          | Hardware                | 32,934.00       | 25,212.05                         | 0.00           | 0.00 | 0.00 | 25,212.05                                  | 76.55%                                         | 7,721.95  | 0.00 |

AIA Document G703® - 1992. Copyright © 1963, 1965, 1966, 1967, 1970, 1978, 1983 and 1992 by The American Institute of Architects. All rights reserved. The "American Institute of Architects," "AIA," the AIA Logo, "G703" and "AIA Contract Documents" are registered trademarks and may not be used without permission. This document was produced by AIA software at 11:15:23 ET on 10/01/2020 under Order No. 3126274972 copyright@aia.org. User Notes:

| A<br>ITEM<br>NO. | B<br>DESCRIPTION OF<br>WORK | C<br>SCHEDULED<br>VALUE | D                                          |           | E           |      | F<br>MATERIALS<br>PRESENTLY<br>STORED<br>(NOT IN D OR E) | G                                                       |              | H<br>BALANCE TO<br>FINISH<br>(C - G) | I<br>RETAINAGE<br>(IF VARIABLE<br>RATE) |
|------------------|-----------------------------|-------------------------|--------------------------------------------|-----------|-------------|------|----------------------------------------------------------|---------------------------------------------------------|--------------|--------------------------------------|-----------------------------------------|
|                  |                             |                         | WORK COMPLETED                             |           | THIS PERIOD |      |                                                          | TOTAL<br>COMPLETED AND<br>STORED TO DATE<br>(D + E + F) | %<br>(G ÷ C) |                                      |                                         |
|                  |                             |                         | FROM<br>PREVIOUS<br>APPLICATION<br>(D + E) |           |             |      |                                                          |                                                         |              |                                      |                                         |
| 8.02             | Overhead Doors              | 24,765.00               | 21,000.00                                  | 0.00      | 0.00        | 0.00 | 21,000.00                                                | 84.80%                                                  | 3,765.00     | 0.00                                 |                                         |
| 8.03             | Entrances & Storefront      | 40,903.00               | 20,000.00                                  | 10,000.00 | 0.00        | 0.00 | 30,000.00                                                | 73.34%                                                  | 10,903.00    | 0.00                                 |                                         |
| 9.01             | Metal Stud Framing          | 27,153.00               | 27,153.00                                  | 0.00      | 0.00        | 0.00 | 27,153.00                                                | 100.00%                                                 | 0.00         | 0.00                                 |                                         |
| 9.02             | Exterior Sheathing          | 7,254.00                | 7,254.00                                   | 0.00      | 0.00        | 0.00 | 7,254.00                                                 | 100.00%                                                 | 0.00         | 0.00                                 |                                         |
| 9.03             | Batt Insulation             | 6,072.00                | 6,072.00                                   | 0.00      | 0.00        | 0.00 | 6,072.00                                                 | 100.00%                                                 | 0.00         | 0.00                                 |                                         |
| 9.04             | Drywall                     | 17,372.00               | 9,500.00                                   | 7,872.00  | 0.00        | 0.00 | 17,372.00                                                | 100.00%                                                 | 0.00         | 0.00                                 |                                         |
| 9.05             | Tape & Float                | 6,536.00                | 0.00                                       | 0.00      | 0.00        | 0.00 | 0.00                                                     | 0.00%                                                   | 6,536.00     | 0.00                                 |                                         |
| 9.06             | In-Wall Blocking            | 1,049.00                | 1,049.00                                   | 0.00      | 0.00        | 0.00 | 1,049.00                                                 | 100.00%                                                 | 0.00         | 0.00                                 |                                         |
| 9.07             | Equipment                   | 9,385.00                | 7,000.00                                   | 0.00      | 0.00        | 0.00 | 7,000.00                                                 | 74.59%                                                  | 2,385.00     | 0.00                                 |                                         |
| 9.08             | Carpet                      | 5,612.00                | 0.00                                       | 0.00      | 0.00        | 0.00 | 0.00                                                     | 0.00%                                                   | 5,612.00     | 0.00                                 |                                         |
| 9.09             | LVT                         | 11,185.00               | 0.00                                       | 0.00      | 0.00        | 0.00 | 0.00                                                     | 0.00%                                                   | 11,185.00    | 0.00                                 |                                         |
| 9.10             | Tile                        | 17,031.00               | 0.00                                       | 0.00      | 0.00        | 0.00 | 0.00                                                     | 0.00%                                                   | 17,031.00    | 0.00                                 |                                         |
| 9.11             | Acoustical Ceilings         | 9,150.00                | 0.00                                       | 0.00      | 0.00        | 0.00 | 0.00                                                     | 0.00%                                                   | 9,150.00     | 0.00                                 |                                         |
|                  | Painting & Wall             |                         |                                            |           |             |      |                                                          |                                                         |              |                                      |                                         |
| 9.12             | Covering                    | 16,828.00               | 0.00                                       | 0.00      | 0.00        | 0.00 | 0.00                                                     | 0.00%                                                   | 16,828.00    | 0.00                                 |                                         |
| 12.01            | Window Treatments           | 2,686.00                | 0.00                                       | 0.00      | 0.00        | 0.00 | 0.00                                                     | 0.00%                                                   | 2,686.00     | 0.00                                 |                                         |
| 13.01            | PEMB                        | 116,721.00              | 116,721.00                                 | 0.00      | 0.00        | 0.00 | 116,721.00                                               | 100.00%                                                 | 0.00         | 0.00                                 |                                         |
| 13.02            | Access Controls             | 9,082.00                | 0.00                                       | 0.00      | 0.00        | 0.00 | 0.00                                                     | 0.00%                                                   | 9,082.00     | 0.00                                 |                                         |
| 13.03            | Fire Alarm                  | 23,180.00               | 16,000.00                                  | 0.00      | 0.00        | 0.00 | 16,000.00                                                | 69.03%                                                  | 7,180.00     | 0.00                                 |                                         |
| 13.04            | Fire Sprinkler              | 31,556.00               | 28,475.58                                  | 0.00      | 0.00        | 0.00 | 28,475.58                                                | 90.24%                                                  | 3,080.42     | 0.00                                 |                                         |
| 22.01            | Building Underground        | 40,647.00               | 40,647.00                                  | 0.00      | 0.00        | 0.00 | 40,647.00                                                | 100.00%                                                 | 0.00         | 0.00                                 |                                         |
| 22.02            | Plumbing Rough-In           | 47,422.00               | 40,000.00                                  | 7,422.00  | 0.00        | 0.00 | 47,422.00                                                | 100.00%                                                 | 0.00         | 0.00                                 |                                         |
| 22.03            | Plumbing Fixtures           | 47,421.00               | 0.00                                       | 0.00      | 0.00        | 0.00 | 0.00                                                     | 0.00%                                                   | 47,421.00    | 0.00                                 |                                         |
| 23.01            | Hangers/Supports/Ducts      | 38,593.00               | 38,593.00                                  | 0.00      | 0.00        | 0.00 | 38,593.00                                                | 100.00%                                                 | 0.00         | 0.00                                 |                                         |
| 23.02            | Insulation                  | 16,410.00               | 16,410.00                                  | 0.00      | 0.00        | 0.00 | 16,410.00                                                | 100.00%                                                 | 0.00         | 0.00                                 |                                         |
| 23.03            | Equipment                   | 91,338.00               | 80,015.36                                  | 0.00      | 0.00        | 0.00 | 80,015.36                                                | 87.60%                                                  | 11,322.64    | 0.00                                 |                                         |
| 23.04            | Controls                    | 5,736.00                | 0.00                                       | 0.00      | 0.00        | 0.00 | 0.00                                                     | 0.00%                                                   | 5,736.00     | 0.00                                 |                                         |
| 26.01            | Electrical                  | 52,788.00               | 42,600.00                                  | 2,000.00  | 0.00        | 0.00 | 44,600.00                                                | 84.49%                                                  | 8,188.00     | 0.00                                 |                                         |
| 26.02            | Electrical Site Lighting    | 11,731.00               | 0.00                                       | 5,000.00  | 0.00        | 0.00 | 5,000.00                                                 | 42.62%                                                  | 6,731.00     | 0.00                                 |                                         |
| 26.03            | Raceways & Wire             | 58,654.00               | 43,500.00                                  | 10,000.00 | 0.00        | 0.00 | 53,500.00                                                | 91.21%                                                  | 5,154.00     | 0.00                                 |                                         |

AIA Document G703® - 1992. Copyright © 1963, 1965, 1966, 1967, 1970, 1978, 1983 and 1992 by The American Institute of Architects. All rights reserved. The "American Institute of Architects," "AIA," the AIA Logo, "G703," and "AIA Contract Documents" are registered trademarks and may not be used without permission. This document was produced by AIA software at 11:15:23 ET on 10/01/2020 under Order No. 3126274972 which expires on 02/13/2021, is not for resale, is licensed for one-time use only, and may only be used in accordance with the AIA Contract Documents® Terms of Service. To report copyright violations, e-mail copyright@aia.org.

User Notes:

(989ADA47)

| A<br>ITEM<br>NO. | B<br>DESCRIPTION OF<br>WORK | C<br>SCHEDULED<br>VALUE | D<br>WORK COMPLETED                        |                    | E<br>THIS PERIOD | F<br>MATERIALS<br>PRESENTLY<br>STORED<br>(NOT IN D OR E) | G                                                       |                     | H<br>BALANCE TO<br>FINISH<br>(C - G) | I<br>RETAINAGE<br>(IF VARIABLE<br>RATE) |
|------------------|-----------------------------|-------------------------|--------------------------------------------|--------------------|------------------|----------------------------------------------------------|---------------------------------------------------------|---------------------|--------------------------------------|-----------------------------------------|
|                  |                             |                         | FROM<br>PREVIOUS<br>APPLICATION<br>(D + E) | THIS PERIOD        |                  |                                                          | TOTAL<br>COMPLETED AND<br>STORED TO DATE<br>(D + E + F) | %<br>(G ÷ C)        |                                      |                                         |
| 26.04            | Panels & Gear               | 29,327.00               | 23,500.00                                  | 5,827.00           | 0.00             | 29,327.00                                                | 100.00%                                                 | 0.00                | 0.00                                 |                                         |
| 26.05            | Terminations                | 23,461.00               | 0.00                                       | 0.00               | 0.00             | 0.00                                                     | 0.00%                                                   | 23,461.00           | 0.00                                 |                                         |
| 26.06            | Fixtures & Devices          | 58,654.00               | 49,875.00                                  | 0.00               | 0.00             | 49,875.00                                                | 85.03%                                                  | 8,779.00            | 0.00                                 |                                         |
| 26.07            | Generator                   | 60,115.00               | 51,000.00                                  | 0.00               | 0.00             | 51,000.00                                                | 84.84%                                                  | 9,115.00            | 0.00                                 |                                         |
| 26.08            | Lighting Protection         | 17,710.00               | 11,184.50                                  | 0.00               | 0.00             | 11,184.50                                                | 63.15%                                                  | 6,525.50            | 0.00                                 |                                         |
| 27.01            | Communications              | 19,752.00               | 0.00                                       | 0.00               | 0.00             | 0.00                                                     | 0.00%                                                   | 19,752.00           | 0.00                                 |                                         |
|                  | <b>GRAND TOTAL</b>          | <b>\$1,764,000.00</b>   | <b>\$1,253,876.49</b>                      | <b>\$70,944.00</b> | <b>\$0.00</b>    | <b>\$1,324,820.49</b>                                    | <b>75.10%</b>                                           | <b>\$439,179.51</b> | <b>\$0.00</b>                        |                                         |

AIA Document G703® - 1992. Copyright © 1963, 1965, 1966, 1967, 1970, 1978, 1983 and 1992 by The American Institute of Architects. All rights reserved. The "American Institute of Architects," "AIA," the AIA Logo, "G703," and "AIA Contract Documents" are registered trademarks and may not be used without permission. This document was produced by AIA software at 11:15:23 ET on 10/01/2020 under Order No.3126274972 which expires on 02/13/2021, is not for resale, is licensed for one-time use only, and may only be used in accordance with the AIA Contract Documents® Terms of Service. To report copyright violations, e-mail copyright@aia.org.

User Notes:  
(3B9ADA47)

## Conditional Waiver & Release Upon Partial Payment

Whereas, the undersigned **Construction Masters of Houston, Inc.** has performed work or furnished materials for improvement to property known as **Harris County ESD #1, EMS Station 97**, located in the city of Houston, state of Texas.

The undersigned further certifies that all labor and materials furnished by the undersigned in connection with the above named project has been paid in full and agrees to indemnify and save harmless the said Owner, **Harris County ESD #1**, against all loss, damages, cost or expense of any character whatsoever that may arise by reason of claims for labor or unpaid material used in connection with said improvements. When the check has been properly endorsed, and has been paid by the bank upon which it is drawn, this document shall become effective to release pro tanto, any mechanic's lien, stop notice or bond right the undersigned has on the job.

Signed, Sealed and Delivered This 1<sup>st</sup> Day of October, 2020

**Construction Masters of Houston, Inc.**

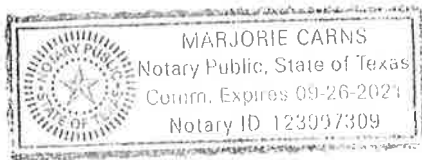
By: \_\_\_\_\_

Title: **President**

State of Texas }  
County of Brazoria }

Before me, the undersigned authority, on this day appeared **Justin Davis**, a person known to me, who upon being placed under oath, stated that he read and signed the foregoing instrument for the purposes and consideration therein stated and as the act and deed of **Construction Masters of Houston, Inc.** and further stated that each statement therein is within his knowledge and is true and correct.

Sworn and subscribed to before me on the 1<sup>st</sup> day of October, 2020.



Marjorie Carns  
Notary Public in and for Brazoria County, Texas  
My commission expires: 9/26/21



DE LAGE LANDEN PUBLIC FINANCE LLC  
 P.O. BOX 41602  
 PHILADELPHIA, PA 19101-1602

**REMITTANCE SECTION**

Invoice Number: 69573493  
 Due Date: 10/15/2020  
 Due This Period: \$36,939.53

**Amount Enclosed:** \$ \_\_\_\_\_

Please make check payable to:

DE LAGE LANDEN PUBLIC FINANCE LLC  
 P.O. BOX 41602  
 PHILADELPHIA, PA 19101-1602



2100000695734930036939539

Detach here. Please include the top payment coupon with your payment. Please allow 5-7 days for U.S. Postal Service delivery.



DE LAGE LANDEN PUBLIC FINANCE LLC  
 P.O. BOX 41602  
 PHILADELPHIA, PA 19101-1602

[WWW.LESSEEDIRECT.COM](http://WWW.LESSEEDIRECT.COM)

Contract Number: 803-0002145-000  
 Invoice Number: 69573493  
 Account Number: 234825  
 Site Number: 1334834  
 Invoice Date: 09/20/2020  
 Period of Performance: 09/15/2020-10/14/2020  
 Due This Period: \$36,939.53

**IMPORTANT MESSAGES**

\*Please review your equipment location(s) for tax purposes.

**Visit WWW.LESSEEDIRECT.COM**

- Did you know you can...
- ✓ View copies of your contract and open invoices
  - ✓ Enroll in paperless invoicing
  - ✓ Make a payment
  - ✓ Set up automated/recurring payments

See Reverse For Important Information

**INVOICE DETAILS**

| Description         | Payment Amount | Tax    | Total Amount | Applied Amount | Remaining Amount Due |
|---------------------|----------------|--------|--------------|----------------|----------------------|
| PAYMENT             | \$36,939.53    | \$0.00 | \$36,939.53  | \$0.00         | \$36,939.53          |
| Billed this Invoice | \$36,939.53    | \$0.00 | \$36,939.53  | \$0.00         | \$36,939.53          |

(Please see the following pages for details.)

# Invoice

Page 1/1  
 Invoice 02207  
 Date 9/30/2020



**Harris County Emergency Corps**  
 2800 Aldine Bender Road  
 Houston TX 77032

**Bill To:** Harris County ESD#1  
 2800 Aldine Bender Rd  
 Houston Texas 77032

**Ship To:** Harris County ESD#1  
 2800 Aldine Bender Rd  
 Houston Texas 77032

| Purchase Order No. |         | Customer ID | Salesperson ID   | Payment Terms                                | Req Ship Date | Master No.     |                |
|--------------------|---------|-------------|------------------|----------------------------------------------|---------------|----------------|----------------|
|                    |         | H0001       |                  | Due on Receipt                               | 9/30/2020     | 1,801          |                |
| Ordered            | Shipped | B/O         | Item Number      | Description                                  | Discount      | Unit Price     | Ext. Price     |
| 1.00               | 1.00    | 0.00        | 911 SERVICES     | 1708 Responses x \$984.21 - IMX<br>\$453,351 | \$0.00        | \$1,227,679.00 | \$1,227,679.00 |
| 1.00               | 1.00    | 0.00        | LEASE PAYMENTS   | Lease payments to ESD1 Bldg/Eq               | \$0.00        | -\$45,553.00   | -\$45,553.00   |
| 1.00               | 1.00    | 0.00        | LEASE AMBULANCES | Lease Payments ESD1 ambulances               | \$0.00        | -\$7,000.00    | -\$7,000.00    |

|                 |                |
|-----------------|----------------|
| <b>Subtotal</b> | \$1,175,126.00 |
| Misc            | \$0.00         |
| Tax             | \$0.00         |
| Freight         | \$0.00         |
| Trade Discount  | \$0.00         |
| <b>Total</b>    | \$1,175,126.00 |

# Reimbursement Report

**Employee**

Name: Fred A. Scibuola  
 SSN: 562-48-4814  
 Dept: ?

Emp #: ?  
 Position: Commissioner  
 Manager: ?

**Pay Period**

From 9/15/2020  
 To 10/20/2020

| Date                | Account               | Description                           | Lodging<br>\$ | Transport | Fuel | Meals | Phone | Other | TOTAL              |           |
|---------------------|-----------------------|---------------------------------------|---------------|-----------|------|-------|-------|-------|--------------------|-----------|
| 9/15/2020           |                       | Spoke with Melissa on proposed budget | -             |           |      |       |       |       | \$ 150.00          |           |
| 9/17/2020           |                       | Reviewed 2020 and 2021 budget         |               |           |      |       |       |       | \$ 150.00          |           |
| 9/21/2020           |                       | Inspection of Station 94              |               |           |      |       |       |       | \$ 150.00          |           |
| 9/22/2020           |                       | Tax and Board Meeting                 |               |           |      |       |       |       | \$ 150.00          |           |
| 9/24/2020           |                       | Reviewed Report from AG CM - Michael  |               |           |      |       |       |       | \$ 150.00          |           |
|                     |                       |                                       |               |           |      |       |       |       |                    |           |
|                     |                       |                                       |               |           |      |       |       |       |                    |           |
|                     |                       |                                       |               |           |      |       |       |       |                    |           |
|                     |                       |                                       |               |           |      |       |       |       |                    |           |
|                     |                       |                                       |               |           |      |       |       |       |                    |           |
|                     |                       |                                       |               |           |      |       |       |       |                    |           |
|                     |                       |                                       |               |           |      |       |       |       |                    |           |
|                     |                       |                                       |               |           |      |       |       |       |                    |           |
|                     |                       |                                       |               |           |      |       |       |       |                    |           |
|                     |                       |                                       |               |           |      |       |       |       |                    |           |
|                     |                       |                                       |               |           |      |       |       |       |                    |           |
| Employee Signature: | <i>F. A. Scibuola</i> |                                       |               |           |      |       |       |       |                    | \$ 750.00 |
| <b>Approved by:</b> | <b>Notes</b>          |                                       |               |           |      |       |       |       |                    | \$ 750.00 |
|                     |                       |                                       |               |           |      |       |       |       | Sub Total Advances | \$ 750.00 |
|                     |                       |                                       |               |           |      |       |       |       | <b>TOTAL</b>       | \$ 750.00 |

Reimbursement

Office Use Only

# COWBOY MOTOR COMPANY LC DBA

MOORE CHRYSLER DODGE JEEP RAM

Po Box 905

Silsbee, TX 77656

Tel: (409) 385-3796

Fax: (409) 385-3575

Invoice No.

G272547

**SOLD TO:** HARRIS CO ESD #1  
2800 ALDINE BENDER RD  
HOUSTON, TX 77032

**Make all payments directly to:**  
Moore Chrysler Dodge Jeep Ram  
PO Box 905  
Silsbee, TX 77656

Please refer to Invoice No with remittance

| Customer Purchase Order | Terms       | Date      |
|-------------------------|-------------|-----------|
| 072820-1 HGAC           | NET 30 DAYS | 13-Oct-20 |

| Item                           | Quantity | Description                                      | Unit Price   | Extended Price      |
|--------------------------------|----------|--------------------------------------------------|--------------|---------------------|
| 1                              | 1        | 2020 DODGE RAM 3500 PK<br>VIN# 3C7WRSBL3LG272547 | \$ 41,018.50 | \$ 41,018.50        |
| 2                              | 1        | HGAC FEE                                         | \$ 200.00    | \$ 200.00           |
| <b>Total Due Silsbee Ford:</b> |          |                                                  |              | <b>\$ 41,218.50</b> |



# COWBOY MOTOR COMPANY LC DBA

MOORE CHRYSLER DODGE JEEP RAM

Po Box 905

Silsbee, TX 77656

Tel: (409) 385-3796

Fax: (409) 385-3575

Invoice No.

G272548

**SOLD TO:** HARRIS CO ESD #1  
2800 ALDINE BENDER RD  
HOUSTON, TX 77032

Make all payments directly to:  
Moore Chrysler Dodge Jeep Ram  
PO Box 905  
Silsbee, TX 77656

Please refer to Invoice No with remittance

| Customer Purchase Order | Terms       | Date      |
|-------------------------|-------------|-----------|
| 072820-1 HGAC           | NET 30 DAYS | 13-Oct-20 |

| Item                           | Quantity | Description                                      | Unit Price   | Extended Price      |
|--------------------------------|----------|--------------------------------------------------|--------------|---------------------|
| 1                              | 1        | 2020 DODGE RAM 3500 PK<br>VIN# 3C7WRSBL5LG272548 | \$ 41,018.50 | \$ 41,018.50        |
| 2                              | 1        | HGAC FEE                                         | \$ 200.00    | \$ 200.00           |
| <b>Total Due Silsbee Ford:</b> |          |                                                  |              | <b>\$ 41,218.50</b> |

# COWBOY MOTOR COMPANY LC DBA

MOORE CHRYSLER DODGE JEEP RAM

Po Box 905

Silsbee, TX 77656

Tel: (409) 385-3796

Fax: (409) 385-3575

Invoice No.

G273465

**SOLD TO:** HARRIS CO ESD #1  
2800 ALDINE BENDER RD  
HOUSTON, TX 77032

**Make all payments directly to:**  
Moore Chrysler Dodge Jeep Ram  
PO Box 905  
Silsbee, TX 77656

Please refer to Invoice No with remittance

| Customer Purchase Order | Terms       | Date      |
|-------------------------|-------------|-----------|
| 072820-1 HGAC           | NET 30 DAYS | 13-Oct-20 |

| Item                           | Quantity | Description                                      | Unit Price   | Extended Price      |
|--------------------------------|----------|--------------------------------------------------|--------------|---------------------|
| 1                              | 1        | 2020 DODGE RAM 3500 PK<br>VIN# 3C7WRSBL6LG273465 | \$ 41,018.50 | \$ 41,018.50        |
| 2                              | 1        | HGAC FEE                                         | \$ 200.00    | \$ 200.00           |
| <b>Total Due Silsbee Ford:</b> |          |                                                  |              | <b>\$ 41,218.50</b> |

HOUSTON CHRONICLE

HOUSTON CHRONICLE  
CREDIT SERVICE DEPARTMENT  
4747 SOUTHWEST FREEWAY  
HOUSTON, TX 77027



THE COURIER  
OF MONTGOMERY COUNTY

Return Service Requested

HARRIS COUNTY ESD 1  
MELISSA MORTON  
1125 CYPRESS STATION DR  
HOUSTON TX 77090-3054

ADVERTISING INVOICE/STATEMENT

Advertiser/Client Number: 20014680  
Advertiser/Client Name: HARRIS COUNTY ESD 1  
Billed Account Number: 20014680  
Billing Date: 09/30/20  
Payment Terms: By 25th of Month  
Current Net Amount: \$11,467.37  
Total Amount Due: \$11,467.37  
Amount Enclosed: \$

Please make your checks payable to HOUSTON CHRONICLE

HOUSTON CHRONICLE  
PO BOX 80075  
PRESCOTT, AZ 86304-8075



3341202009302200146800200146800010000000000011467378

HOUSTON CHRONICLE



THE COURIER  
OF MONTGOMERY COUNTY

Please detach and return above portion with your payment

ADVERTISING  
INVOICE/STATEMENT

HOUSTON CHRONICLE  
PO BOX 80075  
PRESCOTT, AZ 86304-8075  
TID #: 76-0556295

| Advertiser/Client Name | Adv/Client Number | Billed Acct Number | Billing Period      | Sales Rep.        | Total Amount Due |
|------------------------|-------------------|--------------------|---------------------|-------------------|------------------|
| HARRIS COUNTY ESD 1    | 20014680          | 20014680           | 09/01/20 - 09/30/20 | Notices HOU-Legal | \$11,467.37      |

| Date     | Newspaper Reference Number | Description/Other Comments and Charges              | SAU Size Billed Units | Times Run Rate | Gross Amount | Net Amount |
|----------|----------------------------|-----------------------------------------------------|-----------------------|----------------|--------------|------------|
| 09/14/20 | Inv#34049563               | HOU Chronicle AffidavitMaterial Harris County ESD 1 | 3 x 10.25             |                | \$11,462.37  | \$5.00     |

Summary of Current Activity

Lines: 0  
Inches: 0  
Inserts: 0  
Gross Amount:

Previous Balance: \$0.00

Current Net Charges: \$11,467.37

Current Payments/Credits: \$0.00

| Current     | 30 days | 60 days | 90 days | 120 days | Unapplied Amount | Total Amount Due |
|-------------|---------|---------|---------|----------|------------------|------------------|
| \$11,467.37 | \$0.00  | \$0.00  | \$0.00  | \$0.00   | \$0.00           | \$11,467.37      |



---

**Have you moved or changed your phone number?**

Please provide your new address or telephone number and return this portion with your payment. Your records will be updated on request.

Effective Date: \_\_\_\_\_ Account Name: \_\_\_\_\_

New Address: \_\_\_\_\_ City: \_\_\_\_\_ State: \_\_\_\_\_ Zip: \_\_\_\_\_

Contact Name: \_\_\_\_\_ Phone Number: \_\_\_\_\_

Work Number: \_\_\_\_\_ Signature: \_\_\_\_\_

Frequently Called Telephone Numbers

|                              |              |
|------------------------------|--------------|
| Classified Advertising       | 713-224-6868 |
| Classified Customer Service  | 713-224-6868 |
| Retail/National Advertising  | 713-362-3565 |
| Credit Department            | 713-362-7719 |
| Circulation Customer Service | 713-362-7211 |

---

Visit us online at: [www.chron.com](http://www.chron.com)



**Lonestar Documentation, LLC dba Multivista**

508 N. Central Expy.  
 Richardson, TX 75080  
 Phone # 832.829.0152 j.altus@multivista.com  
 Fax # 972.690.1061 www.multivista.com

| Date       | Invoice    |
|------------|------------|
| 10/17/2020 | 4580       |
| Terms      | Due Date   |
| Net 30     | 10/31/2020 |

| Bill To                                                                |
|------------------------------------------------------------------------|
| Harris County ESD No. 1<br>2800 Aldine Bender Rd.<br>Houston, TX 77022 |

| Enclosed |
|----------|
|          |

| MVID  |
|-------|
| 60066 |

| Project Name            | Description                                                                                                                                                                                                                | Amount   |
|-------------------------|----------------------------------------------------------------------------------------------------------------------------------------------------------------------------------------------------------------------------|----------|
| EMS Fire Station No. 97 | Project Set up, Plan review, Site Survey and existing conditions documentation<br>-----<br>Emergency Services Station No. 51<br>Contract: \$1,920,000<br>50% invoice of total 50% to be paid on 10/15/20<br>Invoice 2 of 2 | 1,960.00 |

Please remit payment to: 508 N. Central Expy. Richardson, TX 75080

Thank you for your business!

|                         |                   |
|-------------------------|-------------------|
| <b>Subtotal</b>         | 51,960.00         |
| <b>Sales Tax (0.0%)</b> | 50.00             |
| <b>Payments/Credits</b> | 50.00             |
| <b>Balance Due</b>      | <b>\$1,960.00</b> |



**INVOICE FOR PROFESSIONAL SERVICES  
19005 - 19 INV**

August 31, 2020

Amos Byington  
Harris County ESD No. 1  
2800 Aldine Bender Road Suite A  
Houston, TX 77032

RE: Harris County ESD No. 1 EMS Station No. 97

**For Professional Services through 80% Construction Administration**  
Estimated Fee - \$100,800.00

| Phase                       | % of Fee | Total Fee by Phase   | % Comp | Fee Earned          | Less Prev. Invoiced | Due This Invoice   |
|-----------------------------|----------|----------------------|--------|---------------------|---------------------|--------------------|
| Programming                 | 5        | \$ 5,040.00          | 100%   | \$ 5,040.00         | \$ 5,040.00         | \$ -               |
| Schematic Design            | 10       | \$ 10,080.00         | 100%   | \$ 10,080.00        | \$ 10,080.00        | \$ -               |
| Design Development          | 10       | \$ 10,080.00         | 100%   | \$ 10,080.00        | \$ 10,080.00        | \$ -               |
| Construction Documents      | 30       | \$ 30,240.00         | 100%   | \$ 30,240.00        | \$ 30,240.00        | \$ -               |
| Bidding                     | 5        | \$ 5,040.00          | 100%   | \$ 5,040.00         | \$ 5,040.00         | \$ -               |
| Construction Administration | 40       | \$ 40,320.00         | 80%    | \$ 32,256.00        | \$ 30,240.00        | \$ 2,016.00        |
| <b>Total</b>                |          | <b>\$ 100,800.00</b> |        | <b>\$ 92,736.00</b> | <b>\$ 90,720.00</b> | <b>\$ 2,016.00</b> |

**Reimbursable Expenses(Not included in above amount)**

|                            |   |               |               |
|----------------------------|---|---------------|---------------|
| In-House Printing -        |   |               |               |
| 8 1/2 x 11 -               | = | \$ -          |               |
| 11x17 -                    | = | \$ -          |               |
|                            | = | \$ -          |               |
|                            | = | \$ -          |               |
| Credit due to over payment | = | \$ (1,873.91) |               |
|                            | = | \$ -          |               |
| <b>Subtotal</b>            | = |               | \$ (1,873.91) |
| <b>Amount Due</b>          | = |               | \$ 142.09     |

**(We appreciate your business!)**

**\*\* Reimbursable Expenses are limited to \$2,500.00 excluding Permit Fees\*\***

**Current reimbursable owed: \$0.00**  
**Total Previously Invoiced \$142.09**  
**Total reimbursable: 1,850.92**  
**Remaining reimbursable balance: \$649.08**

**Current Permit fees owed: \$0.00**  
**Previous permit reimbursed: \$2,581.00**  
**Total Permit Fees: \$2,581.00**



**INVOICE FOR PROFESSIONAL SERVICES  
19005 - 20 INV**

September 30, 2020

Amos Byington  
Harris County ESD No. 1  
2800 Aldine Bender Road Suite A  
Houston, TX 77032

RE: Harris County ESD No. 1 EMS Station No. 97

**For Professional Services through 85% Construction Administration**  
Estimated Fee - \$100,800.00

| <b>Phase</b>                | <b>% of Fee</b> | <b>Total Fee by Phase</b> | <b>% Comp</b> | <b>Fee Earned</b>   | <b>Less Prev. Invoiced</b> | <b>Due This Invoice</b> |
|-----------------------------|-----------------|---------------------------|---------------|---------------------|----------------------------|-------------------------|
| Programming                 | 5               | \$ 5,040.00               | 100%          | \$ 5,040.00         | \$ 5,040.00                | \$ -                    |
| Schematic Design            | 10              | \$ 10,080.00              | 100%          | \$ 10,080.00        | \$ 10,080.00               | \$ -                    |
| Design Development          | 10              | \$ 10,080.00              | 100%          | \$ 10,080.00        | \$ 10,080.00               | \$ -                    |
| Construction Documents      | 30              | \$ 30,240.00              | 100%          | \$ 30,240.00        | \$ 30,240.00               | \$ -                    |
| Bidding                     | 5               | \$ 5,040.00               | 100%          | \$ 5,040.00         | \$ 5,040.00                | \$ -                    |
| Construction Administration | 40              | \$ 40,320.00              | 85%           | \$ 34,272.00        | \$ 32,256.00               | \$ 2,016.00             |
| <b>Total</b>                |                 | <b>\$ 100,800.00</b>      |               | <b>\$ 94,752.00</b> | <b>\$ 92,736.00</b>        | <b>\$ 2,016.00</b>      |

**Reimbursable Expenses(Not included in above amount)**

In-House Printing -

8 1/2 x 11 -

11x17 -

= \$ -  
= \$ -  
= \$ -  
= \$ -  
= \$ -  
= \$ -

Subtotal

=

\$ -

**Amount Due**

=

**\$ 2,016.00**

**(We appreciate your business!)**



**\*\* Reimbursable Expenses are limited to \$2,500.00 excluding Permit Fees\*\***

**Current reimbursable owed: \$0.00**  
**Total Previously Invoiced \$142.09**  
**Total reimbursable: 1,850.92**  
**Remaining reimbursable balance: \$649.08**

**Current Permit fees owed: \$0.00**  
**Previous permit reimbursed: \$2,581.00**  
**Total Permit Fees: \$2,581.00**



# INVOICE

## OAK Interactive, LLC

1819 Blue Water Bay Dr.  
Katy, TX 77494  
United States

info@oakinteractive.com  
www.oakinteractive.com

Invoice #: 12764  
Invoice date: Sep 30, 2020  
Reference: Creative Services  
Due date: Oct 30, 2020

Amount due:  
**\$450.00**

## Bill To:

HCESD-1.org  
Melissa Morton  
2800 Aldine Bender Rd.  
Houston, TX 77032  
United States

| Description                                          | Quantity | Price        | Amount              |
|------------------------------------------------------|----------|--------------|---------------------|
| Website Maintenance - 450<br>HCESD-1.org - September | 1        | \$450.00     | \$450.00            |
|                                                      |          | Subtotal     | \$450.00            |
|                                                      |          | <b>Total</b> | <b>\$450.00 USD</b> |

## Notes

September, 2020

Kindly Remit to: OAK Interactive, LLC;  
1819 Blue Water Bay Drive, Katy, TX 77494

THANK YOU FOR YOUR BUSINESS!

## Terms and Conditions

Net 30 - Interest accrued at 2% per month, thereafter.

Make all checks payable to: OAK Interactive, LLC or pay via Credit Card with a 4% processing fee. Total due within 30 days. Interest accrues at 2% per month, thereafter.

Sales Tax applied to:

- Website Maintenance
- Website Design & Development
- Hard Cost for production items



# Verification Certificate

This is to certify that Bond No. 61BSEGGJ7588 issued by the member company of The Hartford  
 subscribing this certificate, dated October 26, 2020  
 in the amount of Fifty Thousand Dollars  
 \$50,000.00  
 on behalf of Fred Scibuola, as Principal,  
 and in favor of Harris County ESD #1, as Oblige,  
 covers an indefinite term which began on October 26, 2020, and ends with the cancellation of  
 said bond; that said bond is now in full force and effect and will continue in full force and effect until cancelled.

**ANNIVERSARY PREMIUM PERIOD:** October 26, 2020 - October 26, 2023

**Signed, Sealed, and Dated** July 28, 2020

Attest or Witness

*Shelby Wiggins*

Surety

Hartford Casualty Insurance Company

By:

*Joelle L LaPierre*  
 Joelle L LaPierre, Attorney in fact



# POWER OF ATTORNEY

Direct Inquiries/Claims to:

**THE HARTFORD**  
 BOND, T-11  
 One Hartford Plaza  
 Hartford, Connecticut 06155  
 Bond.Claims@thehartford.com  
 call: 888-266-3488 or fax: 860-757-5835

KNOW ALL PERSONS BY THESE PRESENTS THAT:

Agency Name: VICTOR INSURANCE MANAGERS INC  
 Agency Code: 61-611070

- Hartford Fire Insurance Company, a corporation duly organized under the laws of the State of Connecticut
- Hartford Casualty Insurance Company, a corporation duly organized under the laws of the State of Indiana
- Hartford Accident and Indemnity Company, a corporation duly organized under the laws of the State of Connecticut
- Hartford Underwriters Insurance Company, a corporation duly organized under the laws of the State of Connecticut
- Twin City Fire Insurance Company, a corporation duly organized under the laws of the State of Indiana
- Hartford Insurance Company of Illinois, a corporation duly organized under the laws of the State of Illinois
- Hartford Insurance Company of the Midwest, a corporation duly organized under the laws of the State of Indiana
- Hartford Insurance Company of the Southeast, a corporation duly organized under the laws of the State of Florida

having their home office in Hartford, Connecticut (hereinafter collectively referred to as the "Companies") do hereby make, constitute and appoint Joelle L LaPierre of Lake Mary, Florida, its true and lawful Attorney-in-Fact, to sign its name as surety(ies) only as delineated above by , and to execute, seal and acknowledge the following bond, undertaking, contract or written instrument:

Bond No. 61BSBGJ7588

Naming Fred Scibuola as Principal, and Harris County ESD #1 as Obligee,

in the amount of See Bond Form(s) on behalf of Company in its business of guaranteeing the fidelity of persons, guaranteeing the performance of contracts and executing or guaranteeing bonds and undertakings required or permitted in any actions or proceedings allowed by law.

In Witness Whereof, and as authorized by a Resolution of the Board of Directors of the Companies on May 23, 2016 the Companies have caused these presents to be signed by its Assistant Vice President and its corporate seals to be hereto affixed, duly attested by its Assistant Secretary. Further, pursuant to Resolution of the Board of Directors of the Companies, the Companies hereby unambiguously affirm that they are and will be bound by any mechanically applied signatures applied to this Power of Attorney.



*Shelby Wiggins*

Shelby Wiggins, Assistant Secretary

*Joelle L. LaPierre*

Joelle L. LaPierre, Assistant Vice President

STATE OF FLORIDA

COUNTY OF SEMINOLE

} ss. Lake Mary

On this 13th day of February, 2020, before me personally came Joelle LaPierre, to me known, who being by me duly sworn, did depose and say: that (s)he resides in Seminole County, State of Florida; that (s)he is the Assistant Vice President of the Companies, the corporations described in and which executed the above instrument; that (s)he knows the seals of the said corporations; that the seals affixed to the said instrument are such corporate seals; that they were so affixed by authority of the Boards of Directors of said corporations and that (s)he signed his/her name thereto by like authority.



*Jessica Ciccone*

Jessica Noelle Ciccone  
 My Commission #FF029702  
 Expires June 20, 2021

I, the undersigned, Assistant Vice President of the Companies, DO HEREBY CERTIFY that the above and foregoing is a true and correct copy of the Power of Attorney executed by said Companies, which is still in full force effective as of July 28, 2020.

Signed and sealed in Lake Mary, Florida.



*Keith D. Dozois*

Keith D. Dozois, Assistant Vice President



## Claims Inquiries Notice

Hartford Fire Insurance Company  
Hartford Casualty Insurance Company  
Hartford Accident and Indemnity Company  
Hartford Underwriters Insurance Company

Twin City Insurance Company  
Hartford Insurance Company of Illinois  
Hartford Insurance Company of the Midwest  
Hartford Insurance Company of the Southwest

Please address inquiries regarding **Claims** for all surety and fidelity products issued by The Hartford's underwriting companies to the following:

Phone Number: : 888-266-3488  
Fax – Claims : 860-757-5835 or 860-221-3965  
E-mail : [bond.claims@thehartford.com](mailto:bond.claims@thehartford.com)

Mailing Address : The Hartford  
BOND, T-12  
One Hartford Plaza  
Hartford, CT 06155

## **Have a complaint or need help?**

If you have a problem with a claim or your premium, call your insurance company or HMO first. If you can't work out the issue, the Texas Department of Insurance may be able to help.

Even if you file a complaint with the Texas Department of Insurance, you should also file a complaint or appeal through your insurance company or HMO. If you don't, you may lose your right to appeal.

### **The Hartford**

To get information or file a complaint with your insurance company or HMO:

**Call: Consumer Affairs at 1-800- 451-6944**

**Toll-free: 1-800-451-6944**

Email: [BONDTX@thehartford.com](mailto:BONDTX@thehartford.com)

Mail: The Hartford Financial Services

3000 Internet Drive|Suite 600

Frisco, TX 75034-1991

Attn: Bond Department

### **The Texas Department of Insurance**

To get help with an insurance question or file a complaint with the state:

Call with a question: 1-800-252-3439

Email: [ConsumerProtection@tdi.texas.gov](mailto:ConsumerProtection@tdi.texas.gov)

File a complaint: [www.tdi.texas.gov](http://www.tdi.texas.gov)

Mail: MC 111-1A, P.O. Box 149091, Austin, TX 78714-9091

COMMISSIONER'S REIMBURSEMENT EXPENSE REPORT

District: **Harris County Emergency Services District No. 1**  
**October 21, 2020**

**Wednesday**

Employee: **Shirley P. Reed**

|                  |                                  |         |                    | Mileage<br>Rate 0.58 |                    |       |       |       |      |                           |
|------------------|----------------------------------|---------|--------------------|----------------------|--------------------|-------|-------|-------|------|---------------------------|
| Dates            | Fee of Office Due<br>Description | Airfare | Lodging<br>(Hotel) | Miles<br>Driven      | Mileage<br>Expense | Meals | Phone | Other | Memo | Totals                    |
| 06/29/2020       | Esd board docs jh                |         |                    |                      |                    |       |       |       |      | 150.00                    |
| 06/30/2020       | Approved docs                    |         |                    |                      |                    |       |       |       |      | 150.00                    |
| 07/21/2020       | Purchased Ambulance              |         |                    |                      |                    |       |       |       |      | 150.00                    |
| 07/22/2020       | Draft Agenda                     |         |                    |                      |                    |       |       |       |      | 150.00                    |
|                  |                                  |         |                    |                      |                    |       |       |       |      |                           |
|                  |                                  |         |                    |                      |                    |       |       |       |      |                           |
|                  |                                  |         |                    |                      |                    |       |       |       |      |                           |
|                  |                                  |         |                    |                      |                    |       |       |       |      |                           |
|                  |                                  |         |                    |                      |                    |       |       |       |      |                           |
|                  |                                  |         |                    |                      |                    |       |       |       |      |                           |
|                  |                                  |         |                    |                      |                    |       |       |       |      |                           |
|                  |                                  |         |                    |                      |                    |       |       |       |      |                           |
|                  |                                  |         |                    |                      |                    |       |       |       |      |                           |
|                  |                                  |         |                    |                      |                    |       |       |       |      |                           |
|                  |                                  |         |                    |                      |                    |       |       |       |      |                           |
|                  |                                  |         |                    |                      |                    |       |       |       |      |                           |
|                  |                                  |         |                    |                      |                    |       |       |       |      |                           |
|                  |                                  |         |                    |                      |                    |       |       |       |      |                           |
|                  |                                  |         |                    |                      |                    |       |       |       |      |                           |
|                  |                                  |         |                    |                      |                    |       |       |       |      |                           |
|                  |                                  |         |                    |                      |                    |       |       |       |      |                           |
| <b>Subtotals</b> |                                  |         | 0                  |                      | 0                  | 0     | 0     | 0     | 0    | <b>\$600.00</b>           |
|                  |                                  |         |                    |                      |                    |       |       |       |      | Miscellaneous Expense     |
|                  |                                  |         |                    |                      |                    |       |       |       |      | Subtotal of Expenses:     |
|                  |                                  |         |                    |                      |                    |       |       |       |      | Number of Days of Service |
|                  |                                  |         |                    |                      |                    |       |       |       |      | Commissioner's Fees Due:  |
|                  |                                  |         |                    |                      |                    |       |       |       |      | Less Cash Advance:        |
|                  |                                  |         |                    |                      |                    |       |       |       |      | <b>\$600.00</b>           |

The Morton Accounting Services  
 450 N. Sam Houston Pkwy E Ste 168  
 Houston, Texas 77060  
 (281) 416-8571 FAX (855) 331-3080  
 Email: [melissacpa@themortonassociates.com](mailto:melissacpa@themortonassociates.com)

I certify that I incurred these expenses on District

Business.

Signature *Shirley P. Reed*



# INVOICE



|                                                                                   |         |
|-----------------------------------------------------------------------------------|---------|
| <b>SHIP TO:</b>                                                                   | 1197448 |
| HARRIS COUNTY EMER SVCS DISTRICT # 1<br>2800 ALDINE BENDER RD<br>HOUSTON TX 77032 |         |

|                                                                                             |
|---------------------------------------------------------------------------------------------|
| <b>MAKE PAYMENT TO:</b>                                                                     |
| STRYKER SALES CORPORATION<br>P.O. BOX 93308<br>CHICAGO, IL 60673-330<br>PH - 1-800-733-2383 |

|                                                                                                                                                  |
|--------------------------------------------------------------------------------------------------------------------------------------------------|
| <b>CONTACT:</b>                                                                                                                                  |
| STRYKER MEDICAL<br>1901 Romence Rd Parkway<br>Portage, MI 49002<br>Phone Number: (800) 327-0770<br>Fax Number: (866) 551-2618<br>www.stryker.com |

|                                                                                   |         |
|-----------------------------------------------------------------------------------|---------|
| <b>BILL TO:</b>                                                                   | 1197448 |
| HARRIS COUNTY EMER SVCS DISTRICT # 1<br>2800 ALDINE BENDER RD<br>HOUSTON TX 77032 |         |

| INVOICE NUMBER | DATE     | CUSTOMER P.O. | SALES REP       | ORDER NUMBER | PAGE   |
|----------------|----------|---------------|-----------------|--------------|--------|
| 3136287 M      | 09-08-20 | PO # 072820-3 | HECHLER, MATHEW | 8589603 SQ   | 1 of 2 |

| TERMS                 | SHIPPING METHOD |
|-----------------------|-----------------|
| Net 30 days           |                 |
| SHIPPING INSTRUCTIONS |                 |
|                       |                 |

| LINE NO. | DESCRIPTION                                             | ITEM NUMBER  | GTIN           | SERIAL NUMBER                                                                     | QUANTITY SHIPPED | UNIT PRICE | EXTENDED PRICE |
|----------|---------------------------------------------------------|--------------|----------------|-----------------------------------------------------------------------------------|------------------|------------|----------------|
| 1000     | POWER PRO AMBULANCE COT                                 | 6506000000   | 07613327261639 | 2008003500246<br>2008003500247<br>2008003500248<br>2008003500249<br>2008003500250 | 5                | 13985.4600 | 69927.30       |
| 1001     | PR COT RETAINING POST OPTION                            | 6085033000   |                |                                                                                   | 5                | 0000       |                |
| 1002     | STANDARD COMPONENT 6506PWR P                            | 6506026000   |                |                                                                                   | 5                | 0000       |                |
| 1003     | XPS OPTION                                              | 6506040000   |                |                                                                                   | 5                | 1759.2000  | 8796.00        |
| 1004     | NO RUNNER                                               | 6054200000   |                |                                                                                   | 3                | 0000       |                |
| 1005     | EQUIPMENT HOOK OPTION                                   | 6500147000   |                |                                                                                   | 5                | 46.4580    | 232.29         |
| 1006     | POWER LOAD COMPATIBLE OPTION                            | 6506127000   |                |                                                                                   | 5                | 1490.2600  | 7453.30        |
| 1007     | TREND OPTION                                            | 6085011000   |                |                                                                                   | 5                | 0000       |                |
| 1008     | NO HEAD SECT O2 RTL HLDR OPT                            | 6506036000   |                |                                                                                   | 5                | 0000       |                |
| 1009     | H E STORAGE FLAT OPTION<br>EAR Label 0036-019-936       | 6500128000   |                |                                                                                   | 5                | 122.5500   | 612.76         |
| 1010     | O2 BOTTLE HOLDER OPTION F E<br>EAR Label 0036-019-934   | 6590240000   |                |                                                                                   | 5                | 162.6000   | 813.00         |
| 1011     | ONE PER ORDER MANUAL ENG OPT                            | 650606160000 |                |                                                                                   | 5                | 0000       |                |
| 1012     | SMRT 120V AC NORTH AMERICA                              | 6500028000   |                |                                                                                   | 5                | 0000       |                |
| 1013     | J HOOK                                                  | 6094036018   |                |                                                                                   | 5                | 0000       |                |
| 1014     | KNEE GATCH BOLSTER MATRSS XPS<br>EAR Label 0036-019-939 | 6500003130   |                |                                                                                   | 5                | 0000       |                |
| 1015     | STEER LOCK OPTION                                       | 6506038000   |                |                                                                                   | 5                | 674.4400   | 3372.20        |
| 1016     | 3 YR X-FRAME POWERTRAIN WRRNTY                          | 7777381669   |                |                                                                                   | 5                | 0000       |                |

|                                                                                                                                                                                                                                  |                 |                 |                  |              |
|----------------------------------------------------------------------------------------------------------------------------------------------------------------------------------------------------------------------------------|-----------------|-----------------|------------------|--------------|
| <b>CLAIMS FOR SHORT SHIPMENT MUST BE MADE WITHIN 30 DAYS OF RECEIPT. NO MERCHANDISE MAY BE RETURNED TO STRYKER FOR CREDIT WITHOUT OUR EXPRESS PERMISSION IN ADVANCE.</b><br>Subject to applicable shipping and handling charges. | <b>CURRENCY</b> | <b>SUBTOTAL</b> | <b>SALES TAX</b> | <b>TOTAL</b> |
|                                                                                                                                                                                                                                  | USD             | Continued       | Continued        | Continued    |

FINANCE CHARGE OF 1 1/2% (ANNUAL PERCENTAGE RATE IS 18%) IS ADDED TO ALL PAST DUE ACCOUNTS.

\* Lease payment plans are available. If interested, please contact A/R immediately to start the application process.

# INVOICE



**SHIP TO:** 1197448  
**HARRIS COUNTY EMER SVCS DISTRICT # 1**  
 2800 ALDINE BENDER RD  
 HOUSTON TX 77032

**MAKE PAYMENT TO:**  
 STRYKER SALES CORPORATION  
 P.O. BOX 93308  
 CHICAGO, IL 60673-330  
 PH - 1-800-733-2383

**CONTACT:**  
 STRYKER MEDICAL  
 1901 Romence Rd Parkway  
 Portage, MI 49002  
 Phone Number: (800) 327-0770  
 Fax Number: (866) 551-2618  
 www.stryker.com

**BILL TO:** 1197448  
**HARRIS COUNTY EMER SVCS DISTRICT # 1**  
 2800 ALDINE BENDER RD  
 HOUSTON TX 77032

| INVOICE NUMBER | DATE     | CUSTOMER P.O. | SALES REP      | ORDER NUMBER | PAGE   |
|----------------|----------|---------------|----------------|--------------|--------|
| 3136287M       | 09/08/20 | PO # 072820-3 | HECHLER MATHEW | 8589603 SO   | 2 of 2 |

| TERMS                 | SHIPPING METHOD |
|-----------------------|-----------------|
| Net 30 days           |                 |
| SHIPPING INSTRUCTIONS |                 |
|                       |                 |

| LINE NO. | DESCRIPTION                                         | ITEM NUMBER | GTIN           | SERIAL NUMBER | QUANTITY SHIPPED | UNIT PRICE | EXTENDED PRICE |
|----------|-----------------------------------------------------|-------------|----------------|---------------|------------------|------------|----------------|
| 1007     | 2-YR BUMPER TO BUMPER WARRANTY                      | 7777881670  |                |               | 5                | 0000       |                |
| 1008     | DOM SHIP (NOT HI AK PR GM)                          | 0054030000  |                |               | 5                | 0000       |                |
| 1009     | 3 STAGE IV POLE PR OPTION<br>EAR Label 0036-019-941 | 6500015000  | 07613327282467 |               | 5                | 303.5790   | 1517.89        |
| 1000     | X-RESTRAINT PACKAGE                                 | 6500001430  | 07613327417661 |               | 5                | 0000       |                |
| 1001     | STANDARD FOWLER                                     | 6506012003  |                |               | 5                | 0000       |                |
| 1002     | LABEL WIRELESS                                      | 63900010902 |                |               | 5                | 0000       |                |

| CLAIMS FOR SHORT SHIPMENT MUST BE MADE WITHIN 30 DAYS OF RECEIPT. NO MERCHANDISE MAY BE RETURNED TO STRYKER FOR CREDIT WITHOUT OUR EXPRESS PERMISSION IN ADVANCE.<br>Subject to applicable shipping and handling charges. | CURRENCY | SUBTOTAL  | SALES TAX | TOTAL     |
|---------------------------------------------------------------------------------------------------------------------------------------------------------------------------------------------------------------------------|----------|-----------|-----------|-----------|
|                                                                                                                                                                                                                           | USD      | 92,727.74 |           | 92,727.74 |

**FINANCE CHARGE OF 1 1/2% (ANNUAL PERCENTAGE RATE IS 18%) IS ADDED TO ALL PAST DUE ACCOUNTS.**  
 \* Lease payment plans are available. If interested, please contact A/R immediately to start the application process.

# Invoice



|           |           |
|-----------|-----------|
| Date      | Invoice # |
| 9/30/2020 | 2117      |

|                                                                    |
|--------------------------------------------------------------------|
| <b>Bill To</b>                                                     |
| Harris County ESD #1<br>2800 Aldine Bender Rd<br>Houston, TX 77032 |

|              |                 |
|--------------|-----------------|
| <b>Terms</b> | <b>Due Date</b> |
| Net 30       | 10/30/2020      |

| Serviced  | Description                                                                                                                                                | Hours   | Rate     | Amount   |
|-----------|------------------------------------------------------------------------------------------------------------------------------------------------------------|---------|----------|----------|
| 9/30/2020 | September Financial Statements                                                                                                                             |         | 2,750.00 | 2,750.00 |
| 9/30/2020 | Special reporting                                                                                                                                          | 0.5     | 140.00   | 70.00    |
| 9/30/2020 | Additional Hours (Fixed asset management, construction invoice review, construction reporting, meeting with board members for ACH approval for Prosperity) | 6.14911 | 140.00   | 860.88   |
| 9/30/2020 | Copies                                                                                                                                                     | 15      | 0.29     | 4.35     |
| 9/30/2020 | Postage                                                                                                                                                    |         | 14.24    | 14.24    |

Please Remit Payment to:  
The Morton Accounting Service  
1125 Cypress Station Dr. Bldg H-4  
Houston, TX 77090

or via the Intuit payment link in the email.

|                         |            |
|-------------------------|------------|
| <b>Total</b>            | \$3,699.47 |
| <b>Payments/Credits</b> | \$0.00     |
| <b>Balance Due</b>      | \$3,699.47 |



VICTOR INSURANCE MANAGERS INC.

**BILLING NOTICE**

Harris Co. ESD #1  
2800 Aldine Bender  
Houston, TX 77032

RE: Harris Co. ESD #1  
1352549 - 035174

|                |                               |
|----------------|-------------------------------|
| Policy Type:   | BOND                          |
| Policy Number: | 61BSBGJ7588                   |
| Policy Term:   | 10/26/2020 through 10/26/2023 |

Notes: Fred Scibuola

| <b>Premium</b> | <b>Amount</b> |
|----------------|---------------|
| Gross Premium  | \$520.00      |
| Net Premium    | \$520.00      |
| Amount DUE     | \$520.00      |

**PREMIUM DUE DATE:** 10/26/2020

Remit payments to:

Victor Insurance Managers Inc.  
14288 Collections Center Drive  
Chicago, IL 60693



**Bill To:**

Tom Sanders  
Harris County ESD1 (TX)  
2800 Aldine Bender Rd  
Houston TX 77032  
US

**Ship To:**

Tom Sanders  
Harris County ESD1 (TX)  
2800 Aldine Bender Rd  
Houston TX 77032  
US

**Quote Date:** 10/20/2020

**Quote No:** ES00002348

**Salesperson:** PCAT

Dear Tom Sanders

Thank you for your interest in our DreamSeat family of products. Each piece of XZipit furniture features our patented hidden interchangeable logo system, allowing for endless customization possibilities. Choose from an endless array of logo panels or customize your own. Change the look of your furniture in seconds. You can select from a full line of commercial and residential furniture all designed with top quality materials with superior comfort and style. DreamSeat LLC, is proud to offer you the following:

| Item Code           | Description                          | Qty   | Unit Price  | Total    |
|---------------------|--------------------------------------|-------|-------------|----------|
| XZ2000BSBLK         | XZipit Bar Stool 2000 Black 30       | 4.000 | 239.00000   | 956.00   |
| POCUSTOM            | Custom 30" Dillon Black XZipit Panel | 4.000 | 0.00000     | 0.00     |
| CCT36REB            | Matte Finish Conference table        | 1.000 | 1,799.00000 | 1,799.00 |
| 1101TX-418250-PL-TE | Twin XL Metal Bed with HPL Hea       | 4.000 | 299.00000   | 1,196.00 |
| 1103TX-438435-PL    | Bunk Bed (Single Bed)                | 4.000 | 350.00000   | 1,400.00 |
| DSTMET242422BK      | Tailor-Made Printed Logo Top E       | 9.000 | 269.00000   | 2,421.00 |
| DSTMCT244518BK      | Tailor-Made Printed Log Top Co       | 1.000 | 399.00000   | 399.00   |
| FREIGHT             | Freight Charge                       | 1.000 | 1,591.75000 | 1,591.75 |

|  |                               |          |
|--|-------------------------------|----------|
|  | <b>Sale Amount:</b>           | 9,762.75 |
|  | <b>Order Disc ( 0.0000%):</b> |          |
|  | <b>Sales Tax:</b>             | 0.00     |
|  | <b>Total Amount:</b>          | 9,762.75 |

Thank you for allowing us to quote you for your project. If you have any questions or need any additional information, please feel free to contact me at your earliest convenience at (631) 656-1066.

**Terms:**

Dream Seat is not the importer of record and the purchaser of the product will take ownership at the border.

Quote valid for 30 days.





**Bill To:**

Tom Sanders  
Harris County ESD1 (TX)  
2800 Aldine Bender Rd  
Houston TX 77032  
US

**Ship To:**

Tom Sanders  
Harris County ESD1 (TX)  
2800 Aldine Bender Rd  
Houston TX 77032  
US

**Quote Date:** 10/20/2020

**Quote No:** ES00002348

**Salesperson:** PCAT

**Earliest date you can receive product:** \_\_\_\_\_

**Need by date:** \_\_\_\_\_

**Invoice to Email Address:** \_\_\_\_\_

**Logo Pantones:** \_\_\_\_\_

**All appropriate shipping accessorial items deemed necessary to deliver your product will be selected when quoting and delivering.**

If you request the delivery driver to bring your product inside then you (the client) will be responsible for the additional charges from the carrier.

**Patent Agreement**

By authorizing this purchase, you agree to maintain the integrity of the XZipit furniture Patent and Licensing for the life of the product. It is agreed all panels used on the XZipit furniture by you are manufactured by DreamSeat. This will guarantee the long term life and quality of our XZipit products. You understand and agree that the use of any other panel is a violation of our XZipit Patent and License. DreamSeat, LLC will pursue legal restitutions to protect the XZipit Patents and License by enforcing them the fullest extent of the law.

\_\_\_\_\_  
**Authorized Signature of Acceptance**

10-27-20  
\_\_\_\_\_  
**Date of Acceptance**

\_\_\_\_\_  
**Print Name**

**APPROVED**  
Document approved by Harris County ESD-1  
Board of Commissioners  
By a Majority Vote  
on 10-27-20 (Date)  
\_\_\_\_\_  
President of ESD-1  
\_\_\_\_\_  
Secretary of ESD-1





**Bill To:**

Tom Sanders  
Harris County ESD1 (TX)  
2800 Aldine Bender Rd  
Houston TX 77032  
US

**Ship To:**

Tom Sanders  
Harris County ESD1 (TX)  
2800 Aldine Bender Rd  
Houston TX 77032  
US

**Quote Date:** 10/20/2020

**Quote No:** ES00002348

**Salesperson:** PCAT

**\*\*IMPORTANT DOCUMENT-MUST READ\*\***

---

**RECEIVING DREAMSEAT SHIPMENTS**

If you are not the one physically receiving the DreamSeats product, you must make sure the receiver has this information as you (the customer) will be responsible for accepting delivery.

DreamSeats contracts carriers to deliver your order and it is extremely important to us that you are satisfied with the overall services as well as the condition of the product received upon arrival. We want you to be aware of your rights and responsibilities as the end recipient.

**If freight is signed for without indicating any damaged or missing pieces, it is almost impossible to get the freight companies to take responsibility and we cannot be held responsible if the procedures below are not followed.**

**\*\*\*PLEASE DO NOT USE SHARP OBJECT TO OPEN CARTONS\*\*\***

1. Upon delivery, make sure the pallet and box count matches the bill of lading, and the product that was ordered was received. It is DreamSeats expectation that the receiver make note of any count discrepancies (shortages or overages) on the driver's bill of lading before signing for the receipt of the shipment.
2. Upon delivery, make note of any physical damages to the packaging. Damaged packaging, which may be subject to concealed damages, should have pictures taken and should be opened and inspected immediately. Photos of the identification labels on the box and close ups of the damage should also be taken. If there are damages or merchandise of the wrong color received, **SAVE THE PACKAGING THAT THE MERCHANDISE CAME IN!** You will need that to wrap up damaged piece to return to us if that is the case. **\*\*When signing the bill of lading, write down any damage such as box corners crushed, tears, rips slices, marks, etc. \*\* IF BOXES ARE TERRIBLY DAMAGED YOU HAVE THE RIGHT TO REFUSE THE SHIPMENT, PLEASE USE YOUR DISCRETION.**
3. Upon delivery, you must open all cartons prior to signing the bill of lading. If driver does not stay before you inspect your shipment, write "DRIVER DID NOT STAY AND SHIPMENT IS SUBJECT TO INSPECTION". Driver will give you a copy of the bill of lading, if not, ask for one as this is the only documentation of the condition notating damages or missing product.
4. If the paperwork is signed free and clear of any count discrepancies or damages, then any claims to DreamSeats after the fact will be null and void. Signing the delivery receipt without inspection indicates that you are receiving the product in good order. A bill of lading is a legal document and DreamSeats has no recourse against transport companies if the Receiver has signed for receipt without notice of damages or missing pieces.



*chair*



**Bill To:**

Tom Sanders  
Harris County ESD1 (TX)  
2800 Aldine Bender Rd  
Houston TX 77032  
US

**Ship To:**

Tom Sanders  
Harris County ESD1 (TX)  
2800 Aldine Bender Rd  
Houston TX 77032  
US

**Quote Date:** 10/20/2020**Quote No:** ES00002348**Salesperson:** PCAT

## XZIPIT LOGO PANELS

**IMPORTANT: If your shipment includes XZipit Logo Panels ( will be noted on packing slip), they are not on the furniture and are packaged separately in a clear plastic bag and placed in the chair box marked "XZipit Logo Panels Enclosed." Please look over your boxes and packaging thoroughly to make sure you have the panels before you dispose of the packaging.**

It is imperative that all claims of missing or damaged freight and wrong color merchandise be reported to DreamSeats within 48 hours of receipt. DreamSeats Logistics team will investigate and assess each Claim and will initiate the corrective action. DreamSeats will not be liable to repair or replace product if the above mentioned procedures have not been followed. In the event that the damages are discovered after the driver is released, please contact your Sales Person immediately. Although all claims will be considered on a case by case basis, failure to file a claim in a timely maner may result in the claim being refused.

## TO REPORT A CLAIM

All packages must be opened and inspected at time of delivery. Losses and/or damages (visible or concealed) must be reported to your DreamSeats' Sales Representative within 48 hours of receipt or it will not be honored by DreamSeats. Send photos of the damaged packaging, damages to the product and all manufacturing tags/labels which are usually located underneath the furniture as well as a description of the damages.

Once our Sales Representative has all the information, it will be forwarded to our Claims Department and investigated to get you the best results in fixing the situation in a timely manner.

Thank you for you business and if you have any questions, please don't hesitate to contact us.

DreamSeats, LLC  
150 Motor Parkway, Suite 200  
Hauppauge, NY 11788  
631-656-1066  
631-845-0470 FAX  
orders@dreamseat.com







## President's Report – HCEC

### October 2020 Meeting

- HCEC responded to 1708 911 calls this month, compared to 1832 in the previous month. Our response time is 8:31.
- HCEC is still receiving adequate PPE stock from the state.
- HCEC is in the process of implementing FirstWatch, a software to monitor our system performance in real time.
- HCEC restriped the front parking lot and power washed all of the exterior concrete.
- We received the equipment ordered earlier in the year from Stryker. This includes stretchers and new Lucas CPR devices.
- HCEC renewed its Blue Cross health plan for employee health coverage.
- HCEC renewed its EMS Provider license with the state and our license now expires November 2022.

Ambulance Failures: 11 (0 during response/patient care)

Fleet Accident: 1 (233, minor)


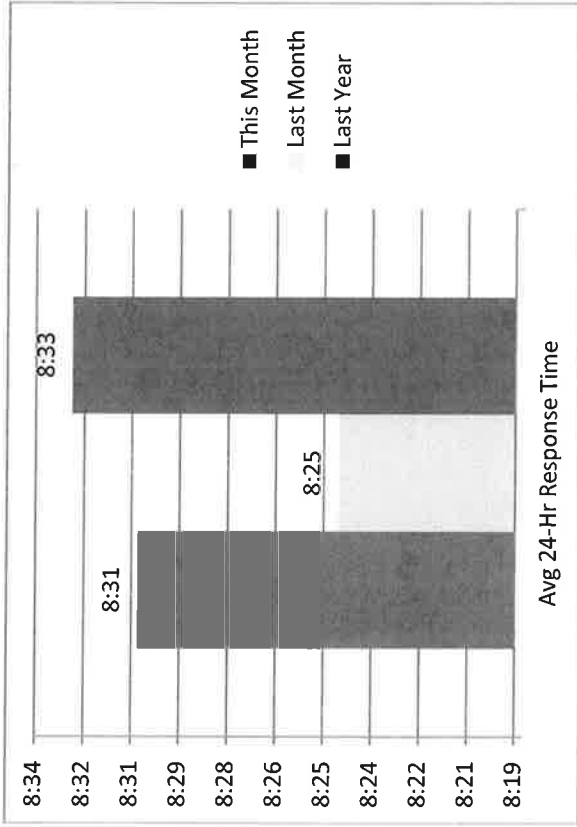
# HCEC Reserve Program Update

| Reserves by Certification | September 2020 | Hours Volunteered this month | Hours Volunteered Cumulative 2020 To-date |
|---------------------------|----------------|------------------------------|-------------------------------------------|
| EMT-P                     | 1              |                              |                                           |
| AEMT                      | 2              |                              |                                           |
| EMT-B                     | 3              |                              |                                           |
| <b>Total</b>              | <b>6</b>       | <b>48</b>                    | <b>657</b>                                |

**Notes:**

- One application in progress.
- Reserves riding with FTOs – Jane is open to the idea but FTOs too busy right now.
- HCEC website has changed and **there is no place for volunteers to apply.**

# HCEC Activity September 2020





Division Harris County Emerg Corps

# 911 STATISTICS REPORT FOR PERIOD 09-01-20 to 09-30-20

10/16/2020 10:18:03 AM Page 1 of 10

| RESPONSE PRIORITY SUMMARY |            |            |            |            |           |             |
|---------------------------|------------|------------|------------|------------|-----------|-------------|
| TYPE                      | Alpha      | Bravo      | Charlie    | Delta      | Echo      | Total       |
| District                  | 10         | 16         | 21         | 94         | 26        | 189         |
| Medic                     | 365        | 217        | 362        | 439        | 31        | 1708        |
| Medical Director          |            |            |            |            |           |             |
| Supervisor                | 1          |            | 1          | 4          | 1         | 3           |
| <b>Total</b>              | <b>376</b> | <b>233</b> | <b>384</b> | <b>537</b> | <b>58</b> | <b>1907</b> |

\* All units assigned to a response that went enroute

| OUT OF THE CHUTE RESPONSE AVERAGES AND STATISTICS BY APPARATUS TYPE |                     |                     |                    |                        |                      |                       |
|---------------------------------------------------------------------|---------------------|---------------------|--------------------|------------------------|----------------------|-----------------------|
| APPARATUS TYPE                                                      | ASSIGNED TO ENROUTE | ASSIGNED TO ONSCENE | ENROUTE TO ONSCENE | HOSPITAL TO IN-SERVICE | AVERAGE ONSCENE TIME | AVERAGE INCIDENT TIME |
| District                                                            | 01:08               | 07:50               | 06:42              | 00:00                  | 00:23:12             | 31:02                 |
| Medic                                                               | 01:14               | 08:31               | 07:17              | 31:43                  | 00:18:20             | 59:09                 |

\* All units assigned to a response that went enroute in district, NO mutual aid responses

| SERVICE LEVEL STATUS CHANGES BY DAY |          |          |           |          |           |          |           |  |  |  |  |  |  |
|-------------------------------------|----------|----------|-----------|----------|-----------|----------|-----------|--|--|--|--|--|--|
| Status Level                        | 01       | 09       | 16        | 25       | 26        | 27       | Total     |  |  |  |  |  |  |
| 2020-09 LEVEL -                     | 3        | 1        | 4         | 1        | 6         |          | 15        |  |  |  |  |  |  |
| LEVEL 0                             | 1        | 3        | 1         | 2        |           |          | 7         |  |  |  |  |  |  |
| LEVEL 1                             | 2        | 2        | 4         | 1        | 4         | 1        | 14        |  |  |  |  |  |  |
| <b>Totals</b>                       | <b>6</b> | <b>3</b> | <b>11</b> | <b>3</b> | <b>12</b> | <b>1</b> | <b>36</b> |  |  |  |  |  |  |

| SERVICE LEVEL STATUS CHANGES BY HOUR OF DAY |          |          |          |          |          |          |          |          |          |          |          |           |  |
|---------------------------------------------|----------|----------|----------|----------|----------|----------|----------|----------|----------|----------|----------|-----------|--|
| Status Level                                | 00       | 10       | 11       | 12       | 13       | 14       | 17       | 18       | 21       | 22       | 23       | Total     |  |
| 2020-09 LEVEL -                             |          | 3        |          | 5        |          | 1        |          |          | 4        | 2        |          | 15        |  |
| LEVEL 0                                     |          |          | 1        | 2        | 1        | 1        |          |          |          | 1        | 1        | 7         |  |
| LEVEL 1                                     | 1        | 2        | 1        | 4        | 1        | 1        | 1        | 1        | 1        | 2        | 1        | 14        |  |
| <b>Totals</b>                               | <b>1</b> | <b>5</b> | <b>1</b> | <b>8</b> | <b>5</b> | <b>1</b> | <b>2</b> | <b>1</b> | <b>5</b> | <b>5</b> | <b>2</b> | <b>36</b> |  |



Division Harris County Emerg Corps

# 911 STATISTICS REPORT FOR PERIOD 09-01-20 to 09-30-20

10/16/2020 10:18:03 AM Page 2 of 10

## DAILY RESPONSE TOTALS BY APPARATUS TYPE

|                  | 2020/09   | 1         | 2         | 3         | 4         | 5         | 6         | 7         | 8         | 9         | 10        | 11        | 12        | 13        | 14        | 15        | 16        | 17        | 18        | 19        | 20        | 21        | 22        | 23        | 24        | 25        | 26        | 27        | 28        | 29        | 30        | Total       |
|------------------|-----------|-----------|-----------|-----------|-----------|-----------|-----------|-----------|-----------|-----------|-----------|-----------|-----------|-----------|-----------|-----------|-----------|-----------|-----------|-----------|-----------|-----------|-----------|-----------|-----------|-----------|-----------|-----------|-----------|-----------|-----------|-------------|
| District         | 6         | 4         | 6         | 7         | 8         | 11        | 8         | 8         | 8         | 5         | 9         | 3         | 5         | 7         | 3         | 10        | 9         | 3         | 11        | 14        | 7         | 7         | 7         | 3         | 8         | 11        | 3         | 11        | 8         | 8         | 7         | 217         |
| Medic            | 66        | 70        | 54        | 66        | 55        | 51        | 52        | 54        | 50        | 47        | 52        | 55        | 60        | 61        | 50        | 62        | 54        | 77        | 60        | 63        | 64        | 60        | 46        | 59        | 73        | 56        | 79        | 50        | 50        | 56        | 1752      |             |
| Medical Director |           |           |           |           |           |           |           |           |           |           |           |           |           |           |           |           |           |           |           |           |           |           |           |           |           |           |           |           |           |           | 3         |             |
| Supervisor       |           |           |           |           |           |           |           |           |           |           |           |           |           |           |           |           |           |           |           |           |           |           |           |           |           |           |           |           |           |           |           | 7           |
| <b>Totals</b>    | <b>72</b> | <b>74</b> | <b>60</b> | <b>73</b> | <b>63</b> | <b>62</b> | <b>60</b> | <b>62</b> | <b>60</b> | <b>55</b> | <b>57</b> | <b>55</b> | <b>60</b> | <b>68</b> | <b>64</b> | <b>60</b> | <b>73</b> | <b>57</b> | <b>92</b> | <b>74</b> | <b>70</b> | <b>71</b> | <b>68</b> | <b>49</b> | <b>67</b> | <b>84</b> | <b>59</b> | <b>90</b> | <b>58</b> | <b>59</b> | <b>63</b> | <b>1979</b> |

\* All units assigned to a response that went enroute

## DAILY RESPONSE TOTALS BY UNIT

|               | 2020/09   | 1         | 2         | 3         | 4         | 5         | 6         | 7         | 8         | 9         | 10        | 11        | 12        | 13        | 14        | 15        | 16        | 17        | 18        | 19        | 20        | 21        | 22        | 23        | 24        | 25        | 26        | 27        | 28        | 29        | 30        | Total       |     |
|---------------|-----------|-----------|-----------|-----------|-----------|-----------|-----------|-----------|-----------|-----------|-----------|-----------|-----------|-----------|-----------|-----------|-----------|-----------|-----------|-----------|-----------|-----------|-----------|-----------|-----------|-----------|-----------|-----------|-----------|-----------|-----------|-------------|-----|
| 9912          |           |           |           |           |           |           |           |           |           |           |           |           |           |           |           |           |           |           |           |           |           |           |           |           |           |           |           |           |           |           |           |             | 7   |
| CHP1          |           |           |           |           |           |           |           |           |           |           |           |           |           |           |           |           |           |           |           |           |           |           |           |           |           |           |           |           |           |           |           |             | 4   |
| D90           |           |           |           |           |           |           |           |           |           |           |           |           |           |           |           |           |           |           |           |           |           |           |           |           |           |           |           |           |           |           |           |             | 100 |
| D901          |           |           |           |           |           |           |           |           |           |           |           |           |           |           |           |           |           |           |           |           |           |           |           |           |           |           |           |           |           |           |           |             | 93  |
| HCMD1         |           |           |           |           |           |           |           |           |           |           |           |           |           |           |           |           |           |           |           |           |           |           |           |           |           |           |           |           |           |           |           |             | 3   |
| M91           |           |           |           |           |           |           |           |           |           |           |           |           |           |           |           |           |           |           |           |           |           |           |           |           |           |           |           |           |           |           |           |             | 220 |
| M910          |           |           |           |           |           |           |           |           |           |           |           |           |           |           |           |           |           |           |           |           |           |           |           |           |           |           |           |           |           |           |           |             | 113 |
| M92           |           |           |           |           |           |           |           |           |           |           |           |           |           |           |           |           |           |           |           |           |           |           |           |           |           |           |           |           |           |           |           |             | 163 |
| M920          |           |           |           |           |           |           |           |           |           |           |           |           |           |           |           |           |           |           |           |           |           |           |           |           |           |           |           |           |           |           |           |             | 151 |
| M93           |           |           |           |           |           |           |           |           |           |           |           |           |           |           |           |           |           |           |           |           |           |           |           |           |           |           |           |           |           |           |           |             | 208 |
| M930          |           |           |           |           |           |           |           |           |           |           |           |           |           |           |           |           |           |           |           |           |           |           |           |           |           |           |           |           |           |           |           |             | 81  |
| M94           |           |           |           |           |           |           |           |           |           |           |           |           |           |           |           |           |           |           |           |           |           |           |           |           |           |           |           |           |           |           |           |             | 158 |
| M940          |           |           |           |           |           |           |           |           |           |           |           |           |           |           |           |           |           |           |           |           |           |           |           |           |           |           |           |           |           |           |           |             | 151 |
| M95           |           |           |           |           |           |           |           |           |           |           |           |           |           |           |           |           |           |           |           |           |           |           |           |           |           |           |           |           |           |           |           |             | 155 |
| M950          |           |           |           |           |           |           |           |           |           |           |           |           |           |           |           |           |           |           |           |           |           |           |           |           |           |           |           |           |           |           |           |             | 13  |
| M96           |           |           |           |           |           |           |           |           |           |           |           |           |           |           |           |           |           |           |           |           |           |           |           |           |           |           |           |           |           |           |           |             | 206 |
| M97           |           |           |           |           |           |           |           |           |           |           |           |           |           |           |           |           |           |           |           |           |           |           |           |           |           |           |           |           |           |           |           |             | 100 |
| M99           |           |           |           |           |           |           |           |           |           |           |           |           |           |           |           |           |           |           |           |           |           |           |           |           |           |           |           |           |           |           |           |             | 1   |
| M990          |           |           |           |           |           |           |           |           |           |           |           |           |           |           |           |           |           |           |           |           |           |           |           |           |           |           |           |           |           |           |           |             | 20  |
| <b>Totals</b> | <b>70</b> | <b>74</b> | <b>60</b> | <b>72</b> | <b>62</b> | <b>65</b> | <b>62</b> | <b>63</b> | <b>62</b> | <b>52</b> | <b>55</b> | <b>55</b> | <b>59</b> | <b>68</b> | <b>63</b> | <b>60</b> | <b>70</b> | <b>55</b> | <b>93</b> | <b>68</b> | <b>70</b> | <b>69</b> | <b>61</b> | <b>48</b> | <b>65</b> | <b>84</b> | <b>59</b> | <b>87</b> | <b>56</b> | <b>60</b> | <b>62</b> | <b>1947</b> |     |

\* All units assigned to a response that went enroute



Harris County Emerg Corps

911 STATISTICS REPORT FOR PERIOD 09-01-20 to 09-30-20

10/16/2020 10:18:03 AM Page 3 of 10

Table with columns for date (2020/09) and time (01-30) and rows for units D90 through M990. Header: AVERAGE RESPONSE TIME BY UNIT. Includes an 'Average' column on the right.

\* All units assigned to a response that went enroute in district, NO mutual aid responses

Table with columns for date (2020/09) and time (01-30) and rows for units D901 through SQ111. Header: DAILY REFUSAL TOTALS BY UNIT. Includes a 'Total' column on the right.

Totals



Division Harris County Emerg Corps

# 911 STATISTICS REPORT FOR PERIOD 09-01-20 to 09-30-20

10/16/2020 10:18:03 AM Page 4 of 10

|              |  | TRANSPORTS BY UNIT |           |           |           |           |           |           |           |           |           |           |           |           |           |           |           |           |           |           |           |           |           |           |           |           |           |           |           |           |             |     |       |
|--------------|--|--------------------|-----------|-----------|-----------|-----------|-----------|-----------|-----------|-----------|-----------|-----------|-----------|-----------|-----------|-----------|-----------|-----------|-----------|-----------|-----------|-----------|-----------|-----------|-----------|-----------|-----------|-----------|-----------|-----------|-------------|-----|-------|
|              |  | 2020/09            | 01        | 02        | 03        | 04        | 05        | 06        | 07        | 08        | 09        | 10        | 11        | 12        | 13        | 14        | 15        | 16        | 17        | 18        | 19        | 20        | 21        | 22        | 23        | 24        | 25        | 26        | 27        | 28        | 29          | 30  | Total |
| M91          |  | 7                  | 7         | 7         | 7         | 5         | 6         | 8         | 4         | 3         | 4         | 4         | 3         | 4         | 7         | 7         | 6         | 6         | 7         | 8         | 4         | 8         | 6         | 3         | 3         | 8         | 5         | 6         | 8         | 7         | 4           | 8   | 173   |
| M910         |  |                    |           |           |           |           | 4         | 1         | 10        | 3         | 3         | 3         | 2         | 3         | 2         | 2         | 4         | 3         | 7         |           | 3         | 2         | 1         | 3         | 4         | 8         | 2         | 3         | 2         | 3         | 3           | 81  |       |
| M92          |  | 7                  | 8         | 4         | 4         | 1         | 4         | 6         | 5         | 3         | 2         | 4         | 7         | 4         | 2         | 4         | 5         | 2         | 9         | 2         | 5         | 4         | 2         | 1         | 6         | 7         | 4         | 5         | 3         | 4         | 2           | 126 |       |
| M920         |  | 7                  | 2         | 5         | 6         | 2         | 3         | 3         | 5         | 1         | 3         | 7         | 1         | 3         | 5         | 1         | 7         | 1         | 5         | 5         | 4         | 5         | 3         | 3         | 4         | 16        | 2         | 6         | 5         | 4         | 4           | 128 |       |
| M93          |  | 5                  | 6         | 2         | 5         | 6         | 7         | 7         | 8         | 6         | 6         | 6         | 5         | 7         | 6         | 8         | 12        | 9         | 5         | 10        | 5         | 6         | 9         | 6         | 3         | 6         | 6         | 8         | 5         | 5         | 9           | 193 |       |
| M930         |  | 6                  | 3         | 5         | 3         | 2         | 2         | 2         | 2         | 3         | 3         | 4         | 5         | 5         | 4         | 3         | 4         | 5         | 5         | 4         | 1         | 2         | 2         | 2         | 3         | 3         | 3         | 3         | 2         | 1         | 62          |     |       |
| M94          |  | 3                  | 8         | 3         | 3         | 5         | 4         | 3         | 3         | 6         | 4         | 6         | 3         | 6         | 2         | 4         | 2         | 3         | 5         | 8         | 4         | 7         | 3         | 5         | 5         | 7         | 4         | 6         | 1         | 4         | 5           | 132 |       |
| M940         |  | 7                  | 8         | 2         | 4         | 3         | 5         | 6         | 3         | 1         | 6         | 4         | 1         | 3         | 5         | 3         | 2         | 4         | 7         | 9         | 6         | 5         | 4         | 11        | 3         | 2         | 3         | 5         | 2         | 4         | 6           | 134 |       |
| M95          |  | 4                  | 5         | 2         | 10        | 4         | 3         | 8         | 1         | 2         | 2         | 1         | 2         | 2         | 1         | 2         | 3         | 3         | 1         | 7         | 4         | 5         | 6         | 6         | 2         | 4         | 4         | 8         | 2         | 4         | 7           | 116 |       |
| M950         |  |                    |           |           |           |           |           |           |           |           |           | 3         | 2         | 1         |           | 1         |           |           |           | 3         |           |           |           |           |           |           |           |           |           |           | 10          |     |       |
| M96          |  | 9                  | 5         | 6         | 7         | 7         | 4         | 5         | 5         | 4         | 7         | 4         | 3         | 12        | 8         | 7         | 8         | 6         | 7         | 5         | 5         | 4         | 4         | 6         | 10        | 5         | 4         | 11        | 4         | 4         | 8           | 184 |       |
| M97          |  | 3                  | 2         | 3         | 1         | 2         | 3         | 2         | 2         | 1         | 1         | 2         | 2         | 2         | 1         | 2         | 2         | 2         | 6         | 1         | 2         | 6         | 7         | 4         | 5         | 1         | 3         | 4         | 1         | 3         | 77          |     |       |
| M99          |  | 2                  |           |           |           |           |           |           |           |           |           |           |           |           |           |           |           |           |           |           |           |           |           |           |           |           |           |           |           |           | 2           |     |       |
| M990         |  | 2                  |           |           |           |           |           |           |           |           |           |           |           |           |           |           |           |           |           |           |           |           |           |           |           |           |           |           |           |           | 14          |     |       |
| <b>Total</b> |  | <b>54</b>          | <b>55</b> | <b>44</b> | <b>42</b> | <b>45</b> | <b>44</b> | <b>52</b> | <b>47</b> | <b>34</b> | <b>41</b> | <b>40</b> | <b>35</b> | <b>47</b> | <b>46</b> | <b>45</b> | <b>51</b> | <b>41</b> | <b>76</b> | <b>51</b> | <b>49</b> | <b>56</b> | <b>40</b> | <b>41</b> | <b>54</b> | <b>60</b> | <b>57</b> | <b>38</b> | <b>47</b> | <b>50</b> | <b>1432</b> |     |       |

|                          |  | NATURE SUMMARY BY UNIT |      |     |      |     |      |     |      |     |      |     |     |     |      |       |
|--------------------------|--|------------------------|------|-----|------|-----|------|-----|------|-----|------|-----|-----|-----|------|-------|
|                          |  | M91                    | M910 | M92 | M920 | M93 | M930 | M94 | M940 | M95 | M950 | M96 | M97 | M99 | M990 | Total |
| ALARM                    |  | 2                      | 4    | 2   | 4    | 3   | 3    | 1   | 3    | 2   | 2    | 4   | 2   |     |      | 23    |
| ALLERGIC REACTION        |  | 1                      | 1    | 1   | 1    | 1   | 1    | 1   | 1    | 1   | 1    | 1   | 1   |     |      | 8     |
| ARREST                   |  | 2                      | 1    | 1   | 1    | 1   | 1    | 2   | 1    | 1   | 5    |     |     |     |      | 11    |
| ASSAULT                  |  | 6                      | 12   | 14  | 13   | 8   | 7    | 6   | 5    | 10  | 1    | 8   | 3   |     | 1    | 94    |
| AUTO-MOTORCYCLE          |  | 2                      |      |     |      |     |      |     |      |     |      |     |     |     |      | 2     |
| BITE/ATTACK              |  |                        |      |     |      |     |      |     |      |     |      |     |     |     |      | 1     |
| CALL                     |  | 28                     | 4    | 26  | 20   | 32  | 16   | 28  | 28   | 12  | 2    | 28  | 14  |     | 4    | 242   |
| CARBON MONOXIDE/HAZMAT   |  |                        |      | 1   |      |     |      |     |      |     |      |     |     |     |      | 1     |
| CARDIAC                  |  | 16                     | 14   | 15  | 15   | 21  | 2    | 17  | 10   | 16  |      | 19  | 6   |     | 1    | 137   |
| CHOKING                  |  | 4                      | 4    | 1   | 1    | 1   | 1    | 1   | 1    |     |      |     | 2   |     | 1    | 14    |
| CITIZEN ASSIST           |  | 1                      |      |     |      | 1   |      |     |      |     |      |     |     |     | 1    | 2     |
| COMMERCIAL BUILDING FIRE |  |                        |      |     | 4    |     |      |     | 1    | 1   | 1    |     |     |     | 1    | 4     |
| CONVULSIONS/SEIZURES     |  | 2                      |      |     |      |     |      |     | 2    | 2   |      |     |     |     |      | 10    |
| CVA ABNORMAL BREATHING   |  | 1                      |      | 1   | 1    |     |      |     | 2    |     |      | 1   |     |     |      | 6     |
| CVA NOT ALERT            |  | 2                      | 1    | 3   | 1    | 1   |      | 1   |      |     |      | 3   | 1   |     |      | 12    |
| CVA PARALYSIS            |  | 1                      |      |     |      | 1   |      |     | 1    |     |      | 1   |     |     |      | 4     |
| CVA SPEECH PROBLEM       |  |                        |      |     |      |     |      |     |      |     |      |     |     |     |      | 3     |
| CVA STROKE HISTORY       |  | 1                      |      |     |      |     |      |     | 1    |     |      | 1   |     |     |      | 2     |
| CVA WEAKNESS             |  | 1                      |      | 3   | 2    | 2   |      | 1   | 1    |     |      | 1   | 1   |     |      | 12    |
| DIABETIC                 |  | 4                      |      | 2   | 1    | 4   | 2    | 1   | 2    | 1   | 1    | 3   | 1   |     |      | 21    |
| DOWN                     |  | 1                      |      | 1   | 3    | 6   |      |     | 1    |     |      | 1   |     |     |      | 13    |
| ELECTROCUTION            |  | 2                      | 3    | 2   | 1    | 1   | 1    | 1   | 3    | 2   |      | 1   | 2   |     |      | 2     |
| FALLS                    |  |                        |      |     |      |     |      |     |      |     |      | 1   |     |     |      | 18    |







**Division** Harris County Emerg Corps

**911 STATISTICS REPORT FOR PERIOD 09-01-20 to 09-30-20**

10/16/2020 10:18:03 AM Page 6 of 10

| Response Description    | M91      | M910       | M92        | M920       | M93        | M930       | M94        | M940       | M95        | M950      | M96        | M97        | M99      | M990      | Total       |
|-------------------------|----------|------------|------------|------------|------------|------------|------------|------------|------------|-----------|------------|------------|----------|-----------|-------------|
| VEHICLE FIRE OBJECT EXP |          |            |            | 1          |            |            | 1          |            |            |           | 4          |            |          |           | 1           |
| WITH ENTRAPMENT         |          |            | 1          |            |            |            |            |            |            |           | 1          |            |          |           | 6           |
| WITH ROLLOVER           |          |            | 2          | 204        | 273        | 101        | 194        | 210        | 198        | 20        | 254        | 136        | 2        | 26        | 2247        |
| <b>Totals</b>           | <b>1</b> | <b>276</b> | <b>140</b> | <b>213</b> | <b>204</b> | <b>273</b> | <b>194</b> | <b>210</b> | <b>198</b> | <b>20</b> | <b>254</b> | <b>136</b> | <b>2</b> | <b>26</b> | <b>2247</b> |

**TRANSPORT DESTINATION SUMMARY BY UNIT**

| Transported To                                     | M91        | M910      | M92        | M920       | M93        | M930      | M94        | M940       | M95        | M950      | M96        | M97       | M99      | M990      | Total       |
|----------------------------------------------------|------------|-----------|------------|------------|------------|-----------|------------|------------|------------|-----------|------------|-----------|----------|-----------|-------------|
| BEN TAUB HOSPITAL                                  |            |           |            |            | 1          |           |            |            |            |           | 1          | 1         |          |           | 3           |
| EMERGENCY HEALTH CTR - WILLOWBROOK                 |            |           | 1          |            |            |           |            |            |            |           |            |           |          |           | 1           |
| HCA HOUSTON ER 2477                                |            |           |            |            |            |           |            |            |            |           | 1          |           |          |           | 2           |
| HOUSTON METHODIST THE WOODLANDS                    |            |           |            |            |            |           |            |            |            |           |            |           |          |           | 2           |
| HOUSTON NW                                         |            |           |            |            |            |           |            |            | 1          |           |            |           |          |           | 1           |
| KINGWOOD EMERGENCY CENTER                          |            | 35        | 25         | 25         | 42         | 14        | 7          | 3          | 86         | 9         | 3          | 1         |          | 3         | 414         |
| KINGWOOD MEDICAL CENTER                            |            |           | 1          | 3          |            |           | 2          |            |            |           |            | 3         |          |           | 9           |
| Lyndon B Johnson General Hospital                  |            | 7         | 1          | 20         | 1          | 20        | 24         | 26         | 2          |           |            | 19        |          | 1         | 127         |
| MEMORIAL HERMANN GREATER HEIGHTS                   |            | 5         | 7          | 4          | 8          | 6         | 1          | 6          | 4          |           | 3          | 5         |          | 1         | 50          |
| MEMORIAL HERMANN HOSPITAL                          |            | 1         | 2          | 1          | 3          | 4         |            |            |            |           | 1          |           |          |           | 18          |
| MEMORIAL HERMANN NORTHEAST                         |            | 1         | 2          | 2          |            |           | 1          |            | 1          |           | 4          | 3         |          |           | 14          |
| MEMORIAL HERMANN SUMMER CREEK EMERGENCY DEPARTMENT |            | 3         | 24         | 1          | 1          | 6         | 92         | 96         | 8          | 1         | 1          | 36        |          | 5         | 388         |
| MEMORIAL HERMANN WOODLANDS                         |            |           |            |            |            | 1         | 2          |            | 1          |           |            | 3         |          |           | 7           |
| METHODIST HOSPITAL                                 |            | 1         | 1          | 1          | 1          |           |            |            | 5          |           |            |           |          |           | 10          |
| METHODIST WILLOWBROOK                              |            | 2         | 3          | 6          | 8          | 3         | 28         | 2          | 2          |           |            |           |          | 1         | 310         |
| METHODIST WOODLANDS HOSPITAL                       |            | 1         |            |            | 1          |           |            |            | 1          |           |            |           |          |           | 3           |
| SERENITY ASSISTED LIVING                           |            |           |            |            |            |           |            |            |            |           |            |           | 2        |           | 4           |
| ST JOSEPH'S HOSPITAL                               |            |           |            |            |            |           |            |            |            |           |            | 1         |          |           | 1           |
| ST LUKE'S VINTAGE                                  |            | 3         | 1          |            | 10         | 4         |            |            | 2          |           | 9          |           |          |           | 29          |
| ST LUKE'S WOODLANDS                                |            | 1         |            |            |            |           |            |            | 2          |           | 2          | 5         |          |           | 10          |
| TEXAS CHILDRENS HOSPITAL                           |            | 3         |            | 2          | 2          |           |            |            | 2          |           | 2          |           |          |           | 9           |
| TEXAS CHILDRENS THE WOODLANDS CAMPUS               |            | 5         |            | 1          | 3          |           |            |            | 5          |           |            |           |          | 1         | 15          |
| TOMBALL REGIONAL HOSPITAL                          |            |           |            |            |            |           |            |            |            |           |            |           |          |           | 2           |
| VETERANS AFFAIRS MEDICAL CENTER                    |            | 1         |            |            | 1          |           |            |            |            |           |            |           |          |           | 2           |
| <b>Totals</b>                                      | <b>173</b> | <b>81</b> | <b>126</b> | <b>128</b> | <b>193</b> | <b>62</b> | <b>132</b> | <b>134</b> | <b>116</b> | <b>10</b> | <b>184</b> | <b>77</b> | <b>2</b> | <b>14</b> | <b>1432</b> |



Harris County Emerg Corps

# 911 STATISTICS REPORT FOR PERIOD 09-01-20 to 09-30-20

10/16/2020 10:18:03 AM Page 7 of 10

| Disposition                     | DISPOSITION SUMMARY BY UNIT |            |          |     |      |     |      |     |            |            |            |            |            |           |            |            |          | Total       |
|---------------------------------|-----------------------------|------------|----------|-----|------|-----|------|-----|------------|------------|------------|------------|------------|-----------|------------|------------|----------|-------------|
|                                 | D80                         | D801       | HCMD1    | M91 | M910 | M92 | M920 | M93 | M930       | M94        | M940       | M95        | M950       | M95       | M97        | M99        | M990     |             |
| Non-EMS Disposition             | 137                         | 111        | 4        |     |      |     |      |     |            |            |            |            |            |           |            |            |          | 252         |
| Accidental Activation           | 3                           | 1          | 1        |     |      |     |      |     | 1          | 1          |            |            |            |           |            |            |          | 8           |
| Alternative Disposition         | 2                           | 2          | 1        |     |      |     |      |     |            |            |            |            |            |           |            |            |          | 5           |
| Call Cancelled                  | 4                           | 2          | 3        |     |      |     |      |     | 3          | 5          |            |            |            |           |            |            |          | 27          |
| Call Complete                   | 173                         | 84         | 136      |     |      |     |      |     | 204        | 66         | 133        | 144        | 123        | 13        | 174        | 83         | 2        | 1491        |
| Call Out of Territory           |                             |            |          |     |      |     |      |     |            | 1          |            |            |            |           |            |            |          | 1           |
| Call Referred                   | 6                           | 4          | 13       |     |      |     |      |     | 4          | 7          | 2          | 1          | 2          | 6         | 5          |            | 1        | 63          |
| Call Referred,Disregard         | 2                           | 2          |          |     |      |     |      |     |            |            |            |            |            |           |            |            |          | 4           |
| Call Unfounded                  | 5                           | 1          | 5        |     |      |     |      |     | 1          | 1          | 4          | 7          | 1          | 4         |            |            |          | 29          |
| Call Unfounded, No Medical      | 1                           |            |          |     |      |     |      |     |            |            |            |            |            |           |            |            |          | 1           |
| Clear Hospital                  |                             | 2          |          |     |      |     |      |     |            |            | 1          |            |            |           |            |            |          | 4           |
| Death on Scene                  | 8                           | 3          | 1        |     |      |     |      |     | 1          | 2          | 1          | 2          | 3          | 1         |            |            |          | 22          |
| Disregard                       | 14                          | 6          | 8        |     |      |     |      |     | 12         | 1          | 8          | 10         | 15         | 10        | 6          |            |          | 99          |
| Disregard by Alarm Co           | 1                           |            |          |     |      |     |      |     | 1          |            |            |            |            | 1         | 1          |            |          | 4           |
| Fire - Call Complete            | 6                           | 2          | 1        |     |      |     |      |     | 2          | 8          | 7          |            | 10         |           |            |            |          | 36          |
| Fire - Call Complete, Fire - FI |                             |            |          |     |      |     |      |     |            |            | 1          |            |            |           |            |            |          | 1           |
| Fire - Fire Extinguished        |                             |            |          |     |      |     |      |     |            |            |            |            |            |           |            |            |          | 7           |
| Fire - First Responder only     |                             |            |          |     |      |     |      |     |            |            |            |            |            |           |            |            |          | 2           |
| Fire - Settled at Scene         |                             |            |          |     |      |     |      |     |            |            |            |            |            |           |            |            |          | 4           |
| No Medical                      | 4                           |            |          |     |      |     |      |     | 3          | 7          | 2          | 4          | 6          | 4         | 1          | 3          |          | 35          |
| No Patient Contact              | 1                           |            | 2        |     |      |     |      |     | 1          |            | 1          | 3          |            |           |            |            |          | 8           |
| Patient Gone on Arrival         | 3                           |            | 1        |     |      |     |      |     | 1          | 1          | 1          | 1          |            |           |            |            |          | 9           |
| Public Assist Only              |                             |            |          |     |      |     |      |     |            |            |            |            |            |           |            |            |          | 5           |
| Refusal AMA                     | 43                          | 38         | 29       |     |      |     |      |     | 27         | 29         | 17         | 32         | 33         | 3         | 28         | 30         | 6        | 343         |
| Refusal Parental                | 1                           | 9          | 3        |     |      |     |      |     | 5          | 1          | 4          | 5          | 2          | 4         | 1          |            |          | 35          |
| <b>Totals</b>                   | <b>137</b>                  | <b>111</b> | <b>4</b> |     |      |     |      |     | <b>273</b> | <b>101</b> | <b>194</b> | <b>210</b> | <b>198</b> | <b>20</b> | <b>254</b> | <b>132</b> | <b>2</b> | <b>2495</b> |



Division Harris County Emerg Corps

# 911 STATISTICS REPORT FOR PERIOD 09-01-20 to 09-30-20

10/16/2020 10:18:03 AM Page 8 of 10

| Disposition                    | NO TRANSPORT DISPOSITION SUMMARY BY UNIT |           |           |           |           |           |           |           |           |          |           |           |           |           |            |  | Total |
|--------------------------------|------------------------------------------|-----------|-----------|-----------|-----------|-----------|-----------|-----------|-----------|----------|-----------|-----------|-----------|-----------|------------|--|-------|
|                                | M91                                      | M910      | M92       | M920      | M93       | M930      | M94       | M940      | M95       | M950     | M96       | M97       | M990      | Total     |            |  |       |
| Accidental Activation          | 3                                        |           | 1         | 1         |           |           | 1         | 1         |           |          | 1         |           |           |           | 8          |  |       |
| Alternative Disposition        | 2                                        |           | 2         | 1         |           |           |           |           |           |          |           |           |           |           | 5          |  |       |
| Call Cancelled                 | 1                                        | 2         | 3         | 3         | 1         | 1         | 2         | 5         | 3         |          | 3         |           | 1         |           | 22         |  |       |
| Call Complete                  | 2                                        | 3         | 7         | 6         | 2         | 2         | 2         | 6         | 5         | 2        | 4         | 4         | 2         |           | 45         |  |       |
| Call Out of Territory          |                                          |           |           |           |           |           | 1         |           |           |          |           |           |           |           | 1          |  |       |
| Call Referred                  | 6                                        | 4         | 13        | 9         | 3         | 4         | 7         | 2         | 1         | 2        | 6         | 5         | 1         |           | 63         |  |       |
| Call Referred,Disregard        | 2                                        |           | 2         |           |           |           |           |           |           |          |           |           |           |           | 4          |  |       |
| Call Unfounded                 | 5                                        | 1         | 5         |           | 1         |           | 1         | 4         | 7         | 1        | 4         |           |           |           | 29         |  |       |
| Call Unfounded,No Medical      | 1                                        |           |           |           |           |           |           |           |           |          |           |           |           |           | 1          |  |       |
| Death on Scene                 | 8                                        | 3         | 3         | 1         | 1         |           | 2         | 1         | 2         | 3        | 3         | 1         |           |           | 22         |  |       |
| Disregard                      | 14                                       | 6         | 8         | 9         | 12        | 1         | 8         | 10        | 15        | 10       | 6         | 6         |           |           | 99         |  |       |
| Disregard by Alarm Co          | 1                                        |           |           |           | 1         |           |           |           |           | 1        | 1         | 1         |           |           | 4          |  |       |
| Fire - Call Complete           | 5                                        | 2         | 1         | 2         | 5         | 7         |           |           |           | 5        |           |           |           |           | 27         |  |       |
| Fire - Call Complete,Fire - Fi |                                          |           |           |           |           |           | 1         |           |           |          |           |           |           |           | 1          |  |       |
| Fire - Fire Extinguished       |                                          |           |           | 2         |           |           |           |           |           | 1        |           |           |           |           | 3          |  |       |
| Fire - First Responder only    |                                          |           |           |           |           |           |           |           |           | 2        |           |           |           |           | 2          |  |       |
| Fire - Settled at Scene        |                                          |           |           |           |           |           | 1         | 2         |           |          |           | 1         |           |           | 4          |  |       |
| No Medical                     | 4                                        |           |           | 3         | 7         | 2         | 4         | 6         | 4         | 1        | 3         |           | 1         |           | 35         |  |       |
| No Patient Contact             | 1                                        |           | 2         | 1         |           |           | 1         |           | 3         |          |           |           |           |           | 8          |  |       |
| Patient Gone on Arrival        | 3                                        |           | 1         | 1         | 1         | 1         |           |           | 1         |          | 1         |           |           |           | 9          |  |       |
| Public Assist Only             |                                          |           | 1         | 1         |           |           | 1         |           | 1         |          |           |           | 1         |           | 5          |  |       |
| Refusal AMA                    | 42                                       | 38        | 29        | 26        | 29        | 17        | 32        | 28        | 33        | 3        | 28        | 30        | 6         |           | 341        |  |       |
| Refusal Parental               |                                          | 1         | 9         | 3         | 5         | 1         | 4         | 5         | 2         | 2        | 4         | 1         |           |           | 35         |  |       |
| <b>Totals</b>                  | <b>100</b>                               | <b>57</b> | <b>84</b> | <b>69</b> | <b>66</b> | <b>36</b> | <b>62</b> | <b>71</b> | <b>80</b> | <b>9</b> | <b>74</b> | <b>53</b> | <b>12</b> | <b>12</b> | <b>773</b> |  |       |



**Harris County Emerg Corps**

**911 STATISTICS REPORT FOR PERIOD 09-01-20 to 09-30-20**

10/16/2020 10:18:03 AM Page 9 of 10

**MUTUAL AID PROVIDED BY YOUR DISTRICT**

| Incident ID | Date       | Time     | Unit | Problem                       | Provided To          | Map       | Call Disposition     |
|-------------|------------|----------|------|-------------------------------|----------------------|-----------|----------------------|
| 20-09-37080 | 09/02/2020 | 07:16:21 | M99  | MEDICAL CALL                  | HC-Agency Unknown    | NOT FOUND | CALL COMPLETE        |
| 20-09-37081 | 09/02/2020 | 07:17:10 | M990 | MEDICAL CALL                  | HC-Agency Unknown    | NOT FOUND | CALL COMPLETE        |
| 20-09-37122 | 09/02/2020 | 12:29:20 | M97  | 17A02G INJ PARTY FROM A FALL  | Atascocita FD        | 376H      | REFUSAL-AMA          |
| 20-09-37122 | 09/02/2020 | 12:29:20 | M97  | 17A02G INJ PARTY FROM A FALL  | Atascocita FD        | 376H      | REFUSAL-AMA          |
| 20-09-37508 | 09/04/2020 | 16:56:43 | CHP1 | 6C01A RESPIRATORY             | Eastex FD            | 374V      | NO MEDICAL           |
| 20-09-37631 | 09/05/2020 | 12:10:18 | M95  | 26A11 MEDICAL CALL            | HC-Agency Unknown    | 372H      | CALL COMPLETE        |
| 20-09-37854 | 09/06/2020 | 20:35:23 | M97  | 26A01 MEDICAL CALL            | Atascocita FD        | 377J      | CALL COMPLETE        |
| 20-09-37860 | 09/06/2020 | 21:00:13 | M940 | 12C04 SEIZURES                | Atascocita FD        | 376F      | CALL COMPLETE        |
| 20-09-37872 | 09/06/2020 | 22:15:15 | M94  | 6D02 RESPIRATORY              | Atascocita FD        | 376H      | CALL COMPLETE        |
| 20-09-38100 | 09/08/2020 | 19:19:15 | M910 | INJURED PARTY                 | Atascocita FD        | 377K      | REFUSAL-AMA          |
| 20-09-38243 | 09/09/2020 | 19:29:56 | M91  | 32D1 UNKNOWN PROBLEM          | HC-Agency Unknown    | 411B      | FIRE - CALL COMPLETE |
| 20-09-38480 | 09/11/2020 | 13:30:53 | M96  | 29B1 MOTOR VEHICLE ACCIDENT   | HC-Agency Unknown    | NOT FOUND | FIRE - CALL COMPLETE |
| 20-09-38483 | 09/11/2020 | 13:51:15 | M97  | 17D04G INJ PARTY FROM A FALL  | Atascocita FD        | 377J      | CALL COMPLETE        |
| 20-09-38508 | 09/11/2020 | 16:22:39 | M940 | MOTOR VEHICLE ACCIDENT        | HC-Agency Unknown    | 375C      | CALL COMPLETE        |
| 20-09-39200 | 09/16/2020 | 12:02:56 | PPE  | SICK PERSON                   | Westfield FD         | 414P      | CALL COMPLETE        |
| 20-09-39527 | 09/18/2020 | 14:59:19 | 9912 | 23C07I OVERDOSE               | Westfield FD         | 414H      | REFUSAL-AMA          |
| 20-09-39567 | 09/18/2020 | 19:41:32 | CPR  | 12D04E SEIZURES               | Eastex FD            | 376T      | CALL COMPLETE        |
| 20-09-39739 | 09/19/2020 | 21:15:22 | M950 | 12C01E SEIZURES               | Northwest EMS        | 248V      | CALL COMPLETE        |
| 20-09-39792 | 09/20/2020 | 07:53:10 | M940 | MEDICAL CALL                  | HC-Agency Unknown    | 335Z      | CALL COMPLETE        |
| 20-09-40007 | 09/21/2020 | 16:19:48 | M95  | MOTOR VEHICLE ACCIDENT        | CC-Cypress Creek EMS | 334F      | REFUSAL PARENTAL     |
| 20-09-40011 | 09/21/2020 | 16:48:28 | M93  | 53B1 CITIZEN ASSIST           | CC-Cypress Creek EMS | 371R      | NO MEDICAL           |
| 20-09-40123 | 09/22/2020 | 11:17:18 | M92  | 26A01 MEDICAL CALL            | HC-Agency Unknown    | 375K      | CALL COMPLETE        |
| 20-09-40152 | 09/22/2020 | 13:44:10 | 9912 | 9E01 FULL ARREST              | Westfield FD         | 414S      | CALL COMPLETE        |
| 20-09-40152 | 09/22/2020 | 13:44:10 | CPR  | 9E01 FULL ARREST              | Westfield FD         | 414S      | CALL COMPLETE        |
| 20-09-40299 | 09/23/2020 | 12:20:20 | M97  | 31A2 UNCONSCIOUS PARTY        | Atascocita FD        | 377K      | DISREGARD            |
| 20-09-40316 | 09/23/2020 | 13:56:56 | M97  | 29B01V MOTOR VEHICLE ACCIDENT | Atascocita FD        | 337Z      | CALL COMPLETE        |
| 20-09-40467 | 09/24/2020 | 15:34:55 | M91  | 10D02 CARDIAC                 | CC-Cypress Creek EMS | 332U      | CALL COMPLETE        |
| 20-09-40480 | 09/24/2020 | 17:19:59 | M97  | 4D02A ASSAULT                 | HC-Agency Unknown    | 376V      | REFUSAL-AMA          |
| 20-09-40480 | 09/24/2020 | 17:19:59 | M97  | 4D02A ASSAULT                 | HC-Agency Unknown    | 376V      | REFUSAL-AMA          |
| 20-09-40576 | 09/25/2020 | 09:51:40 | CHP1 | MEDICAL ALARM                 | Westfield FD         | 414G      | REFUSAL-AMA          |
| 20-09-40843 | 09/26/2020 | 22:51:12 | M96  | ASSAULT                       | HC-Agency Unknown    | 370P      | CALL CANCELLED       |
| 20-09-41149 | 09/29/2020 | 07:10:48 | M93  | 29A01U MOTOR VEHICLE ACCIDENT | CC-Cypress Creek EMS | 370P      | CALL COMPLETE        |
| 20-09-41180 | 09/29/2020 | 11:54:58 | 9912 | 27D03G STABBING / SHOOTING    | Westfield FD         | 414H      | CALL COMPLETE        |
| 20-09-41194 | 09/29/2020 | 12:15:57 | CHP1 | 27D04G STABBING / SHOOTING    | Westfield FD         | 414G      | CALL COMPLETE        |
| 20-09-41199 | 09/29/2020 | 13:09:29 | M95  | 31C2 UNCONSCIOUS PARTY        | CC-Cypress Creek EMS | 293W      | CALL COMPLETE        |
| 20-09-41371 | 09/30/2020 | 13:01:05 | CPR  | 9E01 FULL ARREST              | Northwest EMS        | 248X      | CALL COMPLETE        |

**Total Mutual Aid Responses Provided By Your District: 33**

## HARRIS COUNTY EMERGENCY CORPS 2021 BUDGET

**Operating Budget:**

**APPROVED**  
Harris County Emergency Corps  
Board of Directors

|                       |                            |                             |
|-----------------------|----------------------------|-----------------------------|
| <b>Contract</b>       |                            | <b>\$ 14,536,598</b>        |
| <b>Billing</b>        |                            | <b>\$ 5,017,622</b>         |
| <b>Contributions</b>  | OCT 26 2020                | <b>\$ -</b>                 |
| <b>Communications</b> |                            | <b>\$ 382,268</b>           |
| <b>Education</b>      | Attested by: <u>dm 111</u> | <b>\$ 30,000</b>            |
| <b>Miscellaneous</b>  | Title: <u>President</u>    | <b>\$ 49,472</b>            |
| <b>Special Events</b> |                            | <b>\$ 1,078,880</b>         |
| <b>Total Revenue</b>  |                            | <b><u>\$ 21,094,840</u></b> |

|                                                                    |  |                             |
|--------------------------------------------------------------------|--|-----------------------------|
| <b>Business Expenses</b>                                           |  | <b>\$ 271,390</b>           |
| Interest, Regis. Fees, Taxes, Banking                              |  |                             |
| <b>Contract Services</b>                                           |  | <b>\$ 511,500</b>           |
| Accounting, Legal, Contract, Billing                               |  |                             |
| <b>Facilities &amp; Equipment</b>                                  |  | <b>\$ 1,173,842</b>         |
| Furniture/Eq, non-capital, Rents, R&M                              |  |                             |
| <b>Operations</b>                                                  |  | <b>\$ 1,535,950</b>         |
| Educ., Fuel, Printing, Cptr support, Marketing, Supplies, Uniforms |  |                             |
| <b>Utilities/Telephone</b>                                         |  | <b>\$ 346,000</b>           |
| Electric, Water, Gas, Cable, Waste, Telecomm                       |  |                             |
| <b>Other Types of Expenses</b>                                     |  | <b>\$ 450,000</b>           |
| Insurance, Miscellaneous                                           |  |                             |
| <b>Payroll Related Expenses</b>                                    |  | <b>\$ 14,875,128</b>        |
| Salaries, taxes, benefits                                          |  |                             |
| <b>Travel and Meetings</b>                                         |  | <b>\$ 208,000</b>           |
| <b>Total Expenses</b>                                              |  | <b><u>\$ 19,371,810</u></b> |
| <b>Operating Reserve</b>                                           |  | <b><u>\$ 1,723,030</u></b>  |

**Capital Projects**

|                               |  |                          |
|-------------------------------|--|--------------------------|
| Furniture and Equipment       |  | \$ 325,000               |
| Vehicles                      |  | \$ -                     |
| Software                      |  | \$ -                     |
| Leasehold Improvements        |  | \$ -                     |
| <b>Total Capital Projects</b> |  | <b><u>\$ 325,000</u></b> |

Restricted to Internal Management Use