



Harris County Emergency Services District 1
2800 Aldine Bender Road
Houston, Texas 77032

**REGULAR BOARD MEETING
July 28, 2020
ROLL CALL OF COMMISSIONERS**

APPROVED

Document approved by Harris County ESD-1
Board of Commissioners


By a Majority Vote

on 7-28-2020 (Date)

CATHY SUNDAY, PRESIDENT

SHIRLEY REED, VICE PRESIDENT


President of ESD-1


Secretary of ESD-1

FRED SCIBUOLA, TREASURER

VIRGINIA BAZAN, SECRETARY

PETE SERNA, ASSISTANT TREASURER

CARYN PAPANTONAKIS, LEGAL COUNSEL TO BOARD

~~~~~  
 JEREMY HYDE, HCEC PRESIDENT

HEATH WHITE, HCEC VP OF OPERATIONS

KEIR VERNON, HCEC VP OF ADMINISTRATION

MARK SMITH, HCEC GENERAL COUNSEL



**Harris County Emergency Services District 1**  
2800 Aldine Bender Road  
Houston, Texas 77032

**REGULAR BOARD OF COMMISSIONERS MEETING**  
**July 28, 2020**  
**SIGN-IN SHEET**

Michael Medwedeff - AGCM

Michelle Sterling - HCEC

Melissa Morton



HARRIS COUNTY EMERGENCY SERVICES DISTRICT #1

BOARD OF COMMISSIONERS  
REGULAR MEETING

Meeting Date: Tuesday July 28, 2020 Location: VIA Teleconference  
Meeting Time: 9:00 a.m. 281-612-4887  
Posting Date: Thursday, July 23, 2020

AGENDA

1. Call to order
2. Moment of Silence and Pledge of Allegiance
3. Roll Call of Commissioners
4. Adoption of agenda
5. Open Forum\*
6. Open Comments from the Board of Commissioners
7. Review and possibly approve all Meeting Minutes
8. Report from Education for EMS Commissioners Working Group
9. Possible action on the Education for EMS Commissioners Working Group's report
10. Report from Building Committee
11. Possible action on Building Committee report
12. Discuss and possibly approve the Morton Accounting Services' monthly report and authorize payment of bills
13. Possible action on The Morton Accounting Services' monthly report
14. Discuss and possibly approve purchase of ambulances
15. Discuss and possibly approve purchase of ambulance chassis
16. Harris County Emergency Corps Report (JH)
17. Possible action on Harris County Emergency Corps Report
18. Adjourn to closed session
  - a. Meeting closed for the purposes to deliberate the appointment, employment, evaluation, reassignment, duties, discipline, or dismissal of a public employee, up to and including Commissioners, Executive Director, Director(s) and potential appointees to the Board of Commissioners - Tex. Gov't Code § 551.074(a) (1).
  - b. Confer with attorney re: pending or threatened litigation - Tex. Gov't Code § 551.071(1) (A).
  - c. Receive advice from attorney regarding legal issues - Tex. Gov't Code § 551.071(2).
  - d. Discussion regarding the purchase, exchange, lease, or value of real property - Tex. Gov't Code § 551.072.
19. Possible action on closed session
20. Announce next Board meeting
21. Adjourn

**APPROVED**  
 Document approved by Harris County ESD-1  
 Board of Commissioners  
 By a Majority Vote  
 on 7-28-2020 (Date)  
  
 President of ESD-1  
  
 Secretary of ESD-1

HARRIS COUNTY EMERGENCY SERVICES  
DISTRICT #1

Caryn Papantonakis  
Attorney for the District



SEAL

\*Persons wishing to speak before the board may speak one time only and will be limited to 5 minutes per speaker



**HARRIS COUNTY EMERGENCY SERVICES DISTRICT #1  
 BOARD OF COMMISSIONERS  
 REGULAR MEETING  
 MINUTES – June 30, 2020**

**APPROVED**  
 Document approved by Harris County ESD-1  
 Board of Commissioners  
 By a Majority Vote  
 on 7-28-2020 (Date)  
 [Signature] President of ESD-1  
 [Signature] Secretary of ESD-1

1. **Call to Order:** Cathy Sunday called the meeting to order at 9:02am.
2. **Moment of Silence and Pledge of Allegiance:** Cathy Sunday called for a moment of silence at 9:03 followed by the Pledge of Allegiance at 9:03.
3. **Roll Call of Commissioners:** Present at call to order were HCESD-1 Commissioners: President Cathy Sunday, Vice President Shirley Reed, Treasurer Fred Scibuola, Asst. Treasurer Pete Serna, and Melissa Morton with Morton Accounting Services (via phone) along with Legal Counsel Caryn Papantonakis. Secretary Virginia Bazan was not present. Also present were Harris County Emergency Corps (HCEC) personnel: President Jeremy Hyde, Vice President Heath White, Vice President of Administration Keir Vernon, and Executive Administrative Asst. Michelle Sterling along with Legal Counsel Mark Smith. Guests present were Michael Medwedeff with AG/CM.
4. **Adoption of Agenda:** Pete Serna made a motion to adopt the agenda as presented. Motion carried.
5. **Open Forum:** None.
6. **Open Comments from the Board of Commissioners:** Mr. Serna commended Harris County Emergency Corps for a job well done.
7. **Review and possibly approve all Meeting Minutes:** Motion to approve all meeting minutes as presented was made by Fred Scibuola. Motion carried.
8. **Report from Education for EMS Commissioner Working Group:** None.
9. **Possible action on the Education for EMS Commissioners Working Group's report:** None.
10. **Report from Building Committee:** Mr. Michael Medwedeff gave the report as follows: Mr. Medwedeff presented photos of Station 97 with color swatches. There are some subtle changes in colors due to material differences but the color palette is very close. Station 97 has drained water as necessary with all of the recent rain. Station 92/94: There are a couple of outstanding items including the double doors in conference room in dispatch. Delays due to COVID on the doors but Construction Masters said delivery will be approximately July 9<sup>th</sup> but that could be delayed as well. Station 92 card reader that was missing on door 207 has been completed. Closeout documents have been completed at both stations but the demolishing of old station 94 is not completed. There are various warranty items being addressed. Construction Masters is trying to source out the card reader at Station 94. The gate is shared with ESD #10. ESD #10 discussed perimeter fence being left up until water line is completed in order to give the site security which could pose some issues for remobilization efforts. There may be additional costs associated with that. Jeremy Hyde recommended working with ESD 10 on that issue and leaving the fence until a later date. Project schedule is within warranty period and both occupants are moved in. Station 97 has made huge progress including mechanical and electrical plumbing, fire sprinklers, and sidewalks and light poles completion. On June 16<sup>th</sup>, the commissioning kickoff meeting was held and owner walk through with Willie, Mike, and Isaiah. Several electrical outlets and security cameras were added and they are currently putting together costs for that. On June 22<sup>nd</sup> they observed sheathing and panel installation and should be wrapped up today. The project is 90% dried in with the exception of window. Exterior

waterproofing commenced on June 29<sup>th</sup>. There are no project hurdles but they are continuing to track COVID-19. Project schedule is slightly ahead of schedule. Project costs include Pay app #6 for Construction Masters in the amount of \$135,594.40, Pay app #7 for Construction Masters for \$162,729.12. Allowance expenditure #4 is a deduct of \$2811.00 which includes storefront hardware. There is approximately \$55,000 in owner's contingency currently.

11. **Possible action on Building Committee report:** Motion to approve allowance expenditure #4 in the amount of \$2811.00 was made by Pete Serna. Motion carried.
12. **Approve The Morton Accounting Services' monthly report and authorize payment of bills:** At the beginning of May, the Harris County Emergency Services District No 1 (HCESD No 1) beginning operating fund balance was \$21,128,248. During the month, HCESD No 1 received \$116,038 in revenue – the majority of which came from the county tax receipts. HCESD No 1 processed \$1,747,208 in disbursements during the month. 72% of this balance is a payment to HCEC for the monthly invoices related to Contract Revenue (\$879,512) and to Construction Masters of Houston for the Pay App Request (\$282,216 and \$96,678). The ending balance as of May 31, 2020 is \$19,497,078. The invoices pending board approval total \$1,519,246 in addition, there was \$377,453 paid after the board meeting for construction related items (Construction Masters Pay App #22 and #5 - \$368,866.10 and Martinez Architects Invoice 19005-13 through 19005-15 - \$9,586.55. Mrs. Morton is in the process of the change of bank accounts. Motion to approve The Morton Accounting Services' monthly report and authorize payment of bills was made by Fred Scibuola. Motion carried. Motion to approve Pay App #6 and Pay App #7 was made by Pete Serna. Motion carried.
13. **Possible action on The Morton Accounting Services' monthly report:** Motion to allow Chase to auto draft savings account for loan payments was made by Pete Serna. Motion carried.
14. **Discuss and possibly approve ambulance remounts:** Jeremy Hyde discussed the process of remounts. The chassis was bought previously. He received 3 quotes for the highest mileage vehicles in the fleet from Frazier in the amount of \$230,225 for all three vehicles. Frazier will not be able to get to the vehicles until 2021. Motion to approve ambulance remounts in the amount of \$230,225 was made by Fred Scibuola. Motion carried.
15. **Harris County Emergency Corps Report:** HCEC report was given by Mr. Hyde as follows:
  - HCEC responded to 1680 911 calls this month, compared to 1508 in the previous month. Response time is 8:45.
  - HCEC is still responding well to the COVID-19 pandemic. Call volume is at higher than normal. We are monitoring a few employees for illness.
  - HCEC implemented the full time M920 after hiring enough Paramedics to make it a full-time unit. The unit was the former 12-hour M910 at Station 91.
  - HCEC moved the basic level unit to Station 91.
  - Crews moved into Station 92 and are very pleased with their new accommodations.
  - Following the increased numbers of COVID positive patients in the county, HCEC has implemented new standards for cleaning, sanitation, and face masks for our employees.
  - Ambulance Failures: 9 (0 during response/patient care)
  - Fleet Accident: 2 (1901, 1602, minor)
16. **Possible action on Harris County Emergency Corps Report:** None.
17. **Adjourn to closed session:** None.
18. **Possible action on closed session:** None.

19. **Announce next Board meeting:** The Regular Board of Commissioners meeting will be held on Tuesday, July 28, 2020 at 9:00 am.
20. **Adjourn:** Fred Scibuola made a motion to adjourn. Motion carried. Meeting adjourned at 10:54am.



**HOUSTON**  
3200 Wilcrest Drive  
Suite 100  
Houston, TX 77042  
Ofc 713/ 316-4506  
www.agcm.com

June 29, 2020

Harris County Emergency Corps  
Attn. Jeremy Hyde  
2800 Aldine Bender Rd.  
Houston, TX

Dear Jeremy:

SUBJECT: June 2020 Board Update - Station 92/94 & 97

**Project Progress:**

92/94 - REMAINING ITEMS:

- 92/94 – Double Doors into Conference Room/Dispatch were not correct doors with hardware sets specified. **OUTSTANDING – NOT COMPLETE (Reference Project Hurdles below).**
- 92/94 – Closeout Documents (Operation and Maintenance, Record Drawings, Owner Training, Attic Stock etc.). **95% COMPLETE (Architect has sent comments back and CM revising)**
- 94 – Demolish Existing 94 – **75% COMPLETE (demolish slab, final grade, storm tie-ins)**
- 92/94 – Various Warranty items that need to be addressed by contractor within the 1 year warranty period. **ONGOING**
- 92/94 – Finalization of various Owner requested changes. **ONGOING**

EMS 97 – Updates

- 97 – Observation of continued Mechanical, Electrical and Plumbing Rough-in.
- 97 – Final Owner Walk-Thru of Electrical/Mechanical Fixture/Outlet Locations
- 97 – Overhead Door Installation Complete.
- 97 – Exterior Waterproofing Complete.
- 97 - Masonry has commenced
- 97 - Interior One-siding will start at the end of this week.
- 97 - Insulating of Ductwork is complete
- 97 – Finishes will start trickling in next week and moving forward.

**Project Hurdles:**

**92/94 - Conference Room/Dispatch Doors** - Awaiting a delivery date from Construction Masters, was tracking for Early July, now COVID has delayed until August 10<sup>th</sup>.

**Demolish Existing EMS #94** – Demolishing has begun, and building has been completely removed with exception of foundation and various civil elements. Expected completion by 7/29/20. There will

also be some final grading and storm sewer work that ties in with Station 16 that will happen next week.

**97 – Doors and Hardware** – Doors and hardware have been delayed due to COVID approximately 6 weeks. Unknown if schedule will be impacted. AGCM will confirm.

**Project Schedule:**

92/94 - Warranty Period.

Final Completion Paperwork will be executed when Conference Room Doors are addressed and EMS #94 is demolished in its entirety.

97 – On schedule – Possible slight impact on doors and hardware.

**Project Costs:**

***EMS 97 – Martinez May 2020 Invoice #16 - \$6,048.00***

***EMS 97 – Martinez June 2020 Invoice #17 - \$6,048.00***

EMS 97 – Forthcoming Proposal for Owner Requested Changes & Revisions - \$20,000 (Approx.)

\*Finish Changes Matching 92 & 94 - \$3,100

\*RFI 16 – Details for Gas Solenoid Valve - \$4,100

\*Added (7) outlets per Owner Request - \$5,000

\*Install 120v to Dampers (Not shown in electrical drawings) \$700

\*Added Access control to door 120D per Owner Request \$6,500

EMS 94 – Forthcoming T&M Ticket for Access Control at Gate - \$3,500 (Approx.)

Thank you,



Michael Medwedeff, CMIT  
Project Manager





**HCESD No 1 Monthly Financial Report Summary  
July Board Meeting  
Tuesday, July 28, 2020**

At the beginning of June, the Harris County Emergency Services District No 1 (HCESD No 1) beginning Operating Fund Balance was \$19,410,428. During the month, HCESD No 1 received \$82,893 in revenue – the majority of which came from the county tax receipts. HCESD No 1 processed \$-0- in disbursements during the month due to the timing of the set up of ACH. The ending balance as of June 30, 2020 is \$19,493,321.

The invoices pending board approval total \$1,638,489. See page 3 for “Unpaid Bills Detail” report.

**APPROVED**  
Document approved by Harris County ESD-1  
Board of Commissioners  
By a Majority Vote  
on 7-28-2020 (Date)  
  
President of ESD-1  
  
Secretary of ESD-1

**Harris County ESD No 1  
General Operating Fund  
As of June 30, 2020**

**General Operating Fund**

|                            |           |                            |
|----------------------------|-----------|----------------------------|
| <b>BEGINNING BALANCE:</b>  |           | 19,410,427.74              |
| <b>REVENUE</b>             |           |                            |
| Deposits                   |           |                            |
| Deposits                   | 77,981.72 | Tax and Receivable Revenue |
| Interest                   | 2.15      | Savings Interest           |
| Interest                   | 4,909.30  | TX Class Interest          |
| <b>Total Revenue</b>       |           | 82,893.17                  |
| <b>DISBURSEMENTS</b>       |           |                            |
|                            |           |                            |
|                            |           |                            |
|                            |           |                            |
| <b>Total Disbursements</b> |           | -                          |
| <b>ENDING BALANCE:</b>     |           | 19,493,320.91              |

|                              | Interest Rate | 6/30/2020<br>Balance |
|------------------------------|---------------|----------------------|
| <b>LOCATION OF ASSETS</b>    |               |                      |
| Chase Operating              |               | 288,239.67           |
| Chase Savings                | 0.1800%       | 15,353.04            |
| Texas Class                  | 0.3700%       | 19,189,728.20        |
| <b>Total Account Balance</b> |               | 19,493,320.91        |

**Harris County ESD No. 1 - GOF**  
**Unpaid Bills Detail**  
As of July 24, 2020

| Type                                         | Date       | Num             | Memo                                        | Due Date   | Open Balance        |
|----------------------------------------------|------------|-----------------|---------------------------------------------|------------|---------------------|
| <b>AG CM Inc.</b>                            |            |                 |                                             |            |                     |
| Bill                                         | 06/30/2020 | 7755            | Project Management Support - June 2020      | 07/10/2020 | 3,309.66            |
| Bill                                         | 06/30/2020 | 7764            | Project Management Support #97 - June 20... | 07/10/2020 | 11,140.00           |
| Total AG CM Inc.                             |            |                 |                                             |            | 14,449.66           |
| <b>Caryn Papantonakis</b>                    |            |                 |                                             |            |                     |
| Bill                                         | 07/11/2020 |                 | Legal Fees                                  | 07/21/2020 | 6,000.00            |
| Total Caryn Papantonakis                     |            |                 |                                             |            | 6,000.00            |
| <b>Construction Masters of Houston, Inc.</b> |            |                 |                                             |            |                     |
| Bill                                         | 06/30/2020 | 2020-157        | Exterior Paint - 2800 Aldine Bender         | 07/10/2020 | 51,531.00           |
| Total Construction Masters of Houston, Inc.  |            |                 |                                             |            | 51,531.00           |
| <b>De Lage Laden Public Finance</b>          |            |                 |                                             |            |                     |
| Bill                                         | 07/15/2020 | 68542645        | Building Note - Monthly                     | 07/25/2020 | 36,939.53           |
| Total De Lage Laden Public Finance           |            |                 |                                             |            | 36,939.53           |
| <b>Fred A Scibuola</b>                       |            |                 |                                             |            |                     |
| Bill                                         | 07/21/2020 | June/July Reimb | June 30 - July 17, 2020 Reimbursement       | 07/31/2020 | 600.00              |
| Total Fred A Scibuola                        |            |                 |                                             |            | 600.00              |
| <b>HCEC</b>                                  |            |                 |                                             |            |                     |
| Bill                                         | 06/30/2020 | 2155            | June 2020                                   | 07/10/2020 | 1,357,562.00        |
| Total HCEC                                   |            |                 |                                             |            | 1,357,562.00        |
| <b>Oak Interactive, LLC</b>                  |            |                 |                                             |            |                     |
| Bill                                         | 06/30/2020 | 12692           | Monthly Website Maintenance                 | 07/10/2020 | 450.00              |
| Total Oak Interactive, LLC                   |            |                 |                                             |            | 450.00              |
| <b>Radcliffe Bobbitt Adams Polley</b>        |            |                 |                                             |            |                     |
| Bill                                         | 06/30/2020 | 210262          | Legal - Election and Litigation             | 07/10/2020 | 146.11              |
| Total Radcliffe Bobbitt Adams Polley         |            |                 |                                             |            | 146.11              |
| <b>The Morton Accounting Services</b>        |            |                 |                                             |            |                     |
| Bill                                         | 06/30/2020 | 2080            | June CPA Services                           | 07/10/2020 | 4,882.06            |
| Total The Morton Accounting Services         |            |                 |                                             |            | 4,882.06            |
| <b>TOTAL</b>                                 |            |                 |                                             |            | <b>1,472,560.36</b> |

**Harris County ESD No. 1 - GOF**  
**Unpaid Bills Detail**  
As of July 24, 2020

| Type                                         | Date       | Num               | Memo                                        | Due Date   | Open Balance        |
|----------------------------------------------|------------|-------------------|---------------------------------------------|------------|---------------------|
| <b>AG CM Inc.</b>                            |            |                   |                                             |            |                     |
| Bill                                         | 06/30/2020 | 7755              | Project Management Support - June 2020      | 07/10/2020 | 3,309.66            |
| Bill                                         | 06/30/2020 | 7764              | Project Management Support #97 - June 20... | 07/10/2020 | 11,140.00           |
| Total AG CM Inc.                             |            |                   |                                             |            | 14,449.66           |
| <b>Caryn Papantonakis</b>                    |            |                   |                                             |            |                     |
| Bill                                         | 07/11/2020 |                   | Legal Fees                                  | 07/21/2020 | 6,000.00            |
| Total Caryn Papantonakis                     |            |                   |                                             |            | 6,000.00            |
| <b>Construction Masters of Houston, Inc.</b> |            |                   |                                             |            |                     |
| Bill                                         | 06/30/2020 | 2020-157          | Exterior Paint - 2800 Aldine Bender         | 07/10/2020 | 51,531.00           |
| Bill                                         | 07/01/2020 | Pay Request 7-... | Pay Request 7 - Total Contract \$1,819,000  | 07/11/2020 | 162,729.12          |
| Total Construction Masters of Houston, Inc.  |            |                   |                                             |            | 214,260.12          |
| <b>De Lage Laden Public Finance</b>          |            |                   |                                             |            |                     |
| Bill                                         | 07/15/2020 | 68542645          | Building Note - Monthly                     | 07/25/2020 | 36,939.53           |
| Total De Lage Laden Public Finance           |            |                   |                                             |            | 36,939.53           |
| <b>Equitax Inc.</b>                          |            |                   |                                             |            |                     |
| Bill                                         | 07/24/2020 | 55683             | 2019 Annual Tax True Up                     | 08/03/2020 | 3,200.00            |
| Total Equitax Inc.                           |            |                   |                                             |            | 3,200.00            |
| <b>Fred A Scibuola</b>                       |            |                   |                                             |            |                     |
| Bill                                         | 07/21/2020 | June/July Reimb   | June 30 - July 17, 2020 Reimbursement       | 07/31/2020 | 600.00              |
| Total Fred A Scibuola                        |            |                   |                                             |            | 600.00              |
| <b>HCEC</b>                                  |            |                   |                                             |            |                     |
| Bill                                         | 06/30/2020 | 2155              | June 2020                                   | 07/10/2020 | 1,357,562.00        |
| Total HCEC                                   |            |                   |                                             |            | 1,357,562.00        |
| <b>Oak Interactive, LLC</b>                  |            |                   |                                             |            |                     |
| Bill                                         | 06/30/2020 | 12692             | Monthly Website Maintenance                 | 07/10/2020 | 450.00              |
| Total Oak Interactive, LLC                   |            |                   |                                             |            | 450.00              |
| <b>Radcliffe Bobbitt Adams Polley</b>        |            |                   |                                             |            |                     |
| Bill                                         | 06/30/2020 | 210262            | Legal - Election and Litigation             | 07/10/2020 | 146.11              |
| Total Radcliffe Bobbitt Adams Polley         |            |                   |                                             |            | 146.11              |
| <b>The Morton Accounting Services</b>        |            |                   |                                             |            |                     |
| Bill                                         | 06/30/2020 | 2080              | June CPA Services                           | 07/10/2020 | 4,882.06            |
| Total The Morton Accounting Services         |            |                   |                                             |            | 4,882.06            |
| <b>TOTAL</b>                                 |            |                   |                                             |            | <b>1,638,489.48</b> |

**Harris County ESD No. 1 - GOF**  
**Profit & Loss Budget vs. Actual**  
 January through June 2020

|                                                 | Jan - Jun 20         | Budget               | \$ Over Budget        | % of Budget  |
|-------------------------------------------------|----------------------|----------------------|-----------------------|--------------|
| <b>Ordinary Income/Expense</b>                  |                      |                      |                       |              |
| <b>Income</b>                                   |                      |                      |                       |              |
| 41000 · Service Revenue                         |                      |                      |                       |              |
| 41100 · HCEC Ambulance Lease Revenue            | 42,000.00            | 84,000.00            | -42,000.00            | 50.0%        |
| 41200 · HCEC Property Lease Revenue             | 273,318.00           | 546,636.00           | -273,318.00           | 50.0%        |
| <b>Total 41000 · Service Revenue</b>            | <b>315,318.00</b>    | <b>630,636.00</b>    | <b>-315,318.00</b>    | <b>50.0%</b> |
| 42000 · Tax Revenues                            |                      |                      |                       |              |
| 42100 · Penalty & Interest                      | 70,900.90            | 200,000.00           | -129,099.10           | 35.5%        |
| 42300 · Tax Revenue                             | 5,897,230.39         | 17,734,534.00        | -11,837,303.61        | 33.3%        |
| <b>Total 42000 · Tax Revenues</b>               | <b>5,968,131.29</b>  | <b>17,934,534.00</b> | <b>-11,966,402.71</b> | <b>33.3%</b> |
| 43000 · Other Income                            |                      |                      |                       |              |
| 43100 · Miscellaneous Income                    | 9,579.70             | 2,000.00             | 7,579.70              | 479.0%       |
| 43150 · Proceeds from Sale of Asset             | 0.00                 | 2,000.00             | -2,000.00             | 0.0%         |
| 43200 · Donations & Contributions               | 766.65               | 8,400.00             | -7,633.35             | 9.1%         |
| 43550 · Interest Earned on Checking             | 76,196.90            | 350,000.00           | -273,803.10           | 21.8%        |
| 43700 · Interest Earned on Temp. Invest         | 11,423.39            |                      |                       |              |
| <b>Total 43000 · Other Income</b>               | <b>97,966.64</b>     | <b>362,400.00</b>    | <b>-264,433.36</b>    | <b>27.0%</b> |
| <b>Total Income</b>                             | <b>6,381,415.93</b>  | <b>18,927,570.00</b> | <b>-12,546,154.07</b> | <b>33.7%</b> |
| <b>Gross Profit</b>                             | <b>6,381,415.93</b>  | <b>18,927,570.00</b> | <b>-12,546,154.07</b> | <b>33.7%</b> |
| <b>Expense</b>                                  |                      |                      |                       |              |
| 143502 · Commissions Paid from Levy             | 28,665.90            | 90,000.00            | -61,334.10            | 31.9%        |
| 170000 · Capital Purchases                      | 0.00                 | 2,550,000.00         | -2,550,000.00         | 0.0%         |
| 50000 · Commissioner Salaries and Wages         | 9,039.76             | 36,000.00            | -26,960.24            | 25.1%        |
| 51000 · HCEC Program Expense                    | 7,260,457.00         | 17,217,152.64        | -9,956,695.64         | 42.2%        |
| 52000 · Contract Services (DNU)                 |                      |                      |                       |              |
| 52100 · Accounting Fees                         | 27,924.40            | 45,000.00            | -17,075.60            | 62.1%        |
| 52200 · Audit Fees                              | 16,288.00            | 18,000.00            | -1,712.00             | 90.5%        |
| 52300 · Legal Fees                              | 36,000.00            | 72,000.00            | -36,000.00            | 50.0%        |
| 52350 · Outside Contract Services               | 87,665.75            | 200,000.00           | -112,334.25           | 43.8%        |
| 52550 · Election Expense                        | 7,474.83             | 7,000.00             | 474.83                | 106.8%       |
| <b>Total 52000 · Contract Services (DNU)</b>    | <b>175,352.98</b>    | <b>342,000.00</b>    | <b>-166,647.02</b>    | <b>51.3%</b> |
| 53000 · Operations (DNU)                        |                      |                      |                       |              |
| 53100 · Banking Fees                            | 214.48               | 230.00               | -15.52                | 93.3%        |
| 53150 · Dues & Subscriptions                    | 8,287.97             | 8,000.00             | 287.97                | 103.6%       |
| 53200 · Postage                                 | 127.20               | 450.00               | -322.80               | 28.3%        |
| 53300 · Printing & Copying                      | 70.47                | 300.00               | -229.53               | 23.5%        |
| 53350 · Legal Notices & Filing Fees             | 0.00                 | 20,000.00            | -20,000.00            | 0.0%         |
| 53400 · Office Supplies                         | 47.73                | 2,000.00             | -1,952.27             | 2.4%         |
| <b>Total 53000 · Operations (DNU)</b>           | <b>8,747.85</b>      | <b>30,980.00</b>     | <b>-22,232.15</b>     | <b>28.2%</b> |
| 54000 · General and Admin Expenses              |                      |                      |                       |              |
| 54150 · Insurance - Gen Liab-Err & Omis         | 52,344.00            | 27,500.00            | 24,844.00             | 190.3%       |
| 54200 · Insurance - Treasurer's Bond            | 0.00                 | 600.00               | -600.00               | 0.0%         |
| 54300 · Other Costs (Contengency Funds)         | 0.00                 | 15,000.00            | -15,000.00            | 0.0%         |
| 54400 · HCAD Qtr Expenses                       | 67,854.00            | 122,000.00           | -54,146.00            | 55.6%        |
| 54450 · Depreciation Expense                    | 0.00                 | 500,000.00           | -500,000.00           | 0.0%         |
| 54600 · Travel & Meetings                       | 126.10               | 4,000.00             | -3,873.90             | 3.2%         |
| 54650 · Conference, Conven & Meetings           | 1,275.00             | 6,000.00             | -4,725.00             | 21.3%        |
| 54700 · Travel/Lodging                          | 2,796.69             | 5,000.00             | -2,203.31             | 55.9%        |
| <b>Total 54000 · General and Admin Expenses</b> | <b>124,395.79</b>    | <b>680,100.00</b>    | <b>-555,704.21</b>    | <b>18.3%</b> |
| 60000 · Interest Expense                        | 149,217.48           | 290,545.36           | -141,327.88           | 51.4%        |
| 66900 · Reconciliation Discrepancies            | 32.41                |                      |                       |              |
| <b>Total Expense</b>                            | <b>7,755,909.17</b>  | <b>21,236,778.00</b> | <b>-13,480,868.83</b> | <b>36.5%</b> |
| <b>Net Ordinary Income</b>                      | <b>-1,374,493.24</b> | <b>-2,309,208.00</b> | <b>934,714.76</b>     | <b>59.5%</b> |

**Harris County ESD No. 1 - GOF**  
**Balance Sheet Prev Year Comparison**  
As of June 30, 2020

07/24/20

Accrual Basis

|                                                | Jun 30, 20           | Jun 30, 19           | \$ Change           | % Change     |
|------------------------------------------------|----------------------|----------------------|---------------------|--------------|
| <b>ASSETS</b>                                  |                      |                      |                     |              |
| <b>Current Assets</b>                          |                      |                      |                     |              |
| <b>Checking/Savings</b>                        |                      |                      |                     |              |
| 11100 · Cash in Bank                           | 288,239.67           | 390,595.32           | -102,355.65         | -26.2%       |
| 11300 · Time Deposits                          | 15,353.04            | 144,878.09           | -129,525.05         | -89.4%       |
| 11350 · Texas Class Investment                 | 19,189,728.20        | 19,847,315.23        | -657,587.03         | -3.3%        |
| <b>Total Checking/Savings</b>                  | <b>19,493,320.91</b> | <b>20,382,788.64</b> | <b>-889,467.73</b>  | <b>-4.4%</b> |
| <b>Accounts Receivable</b>                     | <b>11.57</b>         | <b>11.57</b>         | <b>0.00</b>         | <b>0.0%</b>  |
| <b>Other Current Assets</b>                    |                      |                      |                     |              |
| 11500 · Accounts Receivable                    | 6,721,381.23         | 4,418,247.55         | 2,303,133.68        | 52.1%        |
| 11600 · Fees for Services Receivable           | 23,676.94            | 92,599.67            | -68,922.73          | -74.4%       |
| 11800 · Prepaid Expense                        | 39,848.00            | 39,848.00            | 0.00                | 0.0%         |
| <b>Total Other Current Assets</b>              | <b>6,784,906.17</b>  | <b>4,550,695.22</b>  | <b>2,234,210.95</b> | <b>49.1%</b> |
| <b>Total Current Assets</b>                    | <b>26,278,238.65</b> | <b>24,933,495.43</b> | <b>1,344,743.22</b> | <b>5.4%</b>  |
| <b>Fixed Assets</b>                            |                      |                      |                     |              |
| 15000 · Vehicle Assets                         | 3,118,610.18         | 2,658,159.89         | 460,450.29          | 17.3%        |
| <b>16000 · Land</b>                            |                      |                      |                     |              |
| 16010 · Land- 1620 Isom Property               | 235,546.58           | 235,546.58           | 0.00                | 0.0%         |
| 16020 · Land- Fallbrook Property               | 30,809.15            | 30,809.15            | 0.00                | 0.0%         |
| 16030 · Land- Old Humble Rd Property           | 117,980.67           | 117,980.67           | 0.00                | 0.0%         |
| 16040 · Land- 2800 Aldine Bender               | 309,467.00           | 309,467.00           | 0.00                | 0.0%         |
| 16000 · Land - Other                           | 885,097.93           | 885,097.93           | 0.00                | 0.0%         |
| <b>Total 16000 · Land</b>                      | <b>1,578,901.33</b>  | <b>1,578,901.33</b>  | <b>0.00</b>         | <b>0.0%</b>  |
| <b>17000 · Furniture and Equipment</b>         |                      |                      |                     |              |
| 17010 · Off. & Maint Equipment                 | 1,514,002.60         | 1,109,940.91         | 404,061.69          | 36.4%        |
| 17020 · Medical Equipment                      | 3,561,022.98         | 3,561,022.98         | 0.00                | 0.0%         |
| 17030 · Software & License Agreements          | 55,296.84            | 0.00                 | 55,296.84           | 100.0%       |
| 17040 · Furniture & Fixtures                   | 247,256.48           | 106,810.28           | 140,446.20          | 131.5%       |
| 17050 · Communication Cntr New Station         | 431,434.26           | 188,686.91           | 242,747.35          | 128.7%       |
| 17000 · Furniture and Equipment - Other        | 14,850.00            | 14,850.00            | 0.00                | 0.0%         |
| <b>Total 17000 · Furniture and Equipment</b>   | <b>5,823,863.16</b>  | <b>4,981,311.08</b>  | <b>842,552.08</b>   | <b>16.9%</b> |
| <b>18000 · Building and Improvements</b>       |                      |                      |                     |              |
| 18010 · 1620 Isom Admin Bldg                   | 488,507.62           | 488,507.62           | 0.00                | 0.0%         |
| 18020 · 2800 Aldine Bender Bldg                | 5,810,117.91         | 5,758,586.91         | 51,531.00           | 0.9%         |
| 18030 · 7710 Fallbrook Station                 | 476,537.75           | 476,537.75           | 0.00                | 0.0%         |
| 18040 · 10512 Airline Station                  | 238,339.00           | 238,339.00           | 0.00                | 0.0%         |
| 18050 · 6310 Aldine Bender Station             | 523,695.00           | 523,695.00           | 0.00                | 0.0%         |
| 18060 · Station #92                            | 3,448,523.56         | 2,607,964.07         | 840,559.49          | 32.2%        |
| 18070 · Station #94                            | 2,850,591.81         | 2,354,688.89         | 495,902.92          | 21.1%        |
| 18080 · Station #97                            | 896,724.38           | 33,015.44            | 863,708.94          | 2,616.1%     |
| <b>Total 18000 · Building and Improvements</b> | <b>14,733,037.03</b> | <b>12,481,334.68</b> | <b>2,251,702.35</b> | <b>18.0%</b> |
| 19000 · Accumulated Depreciation               | -8,709,866.56        | -7,527,584.50        | -1,182,282.06       | -15.7%       |
| <b>Total Fixed Assets</b>                      | <b>16,544,545.14</b> | <b>14,172,122.48</b> | <b>2,372,422.66</b> | <b>16.7%</b> |
| <b>Other Assets</b>                            |                      |                      |                     |              |
| 19500 · Call Center License                    | 800,000.00           | 800,000.00           | 0.00                | 0.0%         |
| 19600 · Financing Costs                        | 74,000.00            | 0.00                 | 74,000.00           | 100.0%       |
| <b>Total Other Assets</b>                      | <b>874,000.00</b>    | <b>800,000.00</b>    | <b>74,000.00</b>    | <b>9.3%</b>  |
| <b>TOTAL ASSETS</b>                            | <b>43,696,783.79</b> | <b>39,905,617.91</b> | <b>3,791,165.88</b> | <b>9.5%</b>  |
| <b>LIABILITIES &amp; EQUITY</b>                |                      |                      |                     |              |
| <b>Liabilities</b>                             |                      |                      |                     |              |
| <b>Current Liabilities</b>                     |                      |                      |                     |              |

**Harris County ESD No. 1 - GOF**  
**Balance Sheet Prev Year Comparison**  
**As of June 30, 2020**

|                                            | Jun 30, 20           | Jun 30, 19           | \$ Change            | % Change      |
|--------------------------------------------|----------------------|----------------------|----------------------|---------------|
| <b>Accounts Payable</b>                    | 2,861,968.57         | 1,661,404.32         | 1,200,564.25         | 72.3%         |
| <b>Other Current Liabilities</b>           |                      |                      |                      |               |
| 22000 · Accrued Expenses                   | 27,777.65            | 0.00                 | 27,777.65            | 100.0%        |
| 23000 · Other Payables                     | 17,879,361.16        | 16,228,687.07        | 1,650,674.09         | 10.2%         |
| 24000 · Current Notes Payable              |                      |                      |                      |               |
| 24040 · De Lage Landen Principle           | 188,154.14           | 179,020.07           | 9,134.07             | 5.1%          |
| 24050 · Government Capital Debt            | 192,585.54           | 186,109.39           | 6,476.15             | 3.5%          |
| <b>Total 24000 · Current Notes Payable</b> | <b>380,739.68</b>    | <b>365,129.46</b>    | <b>15,610.22</b>     | <b>4.3%</b>   |
| <b>Total Other Current Liabilities</b>     | <b>18,287,878.49</b> | <b>16,593,816.53</b> | <b>1,694,061.96</b>  | <b>10.2%</b>  |
| <b>Total Current Liabilities</b>           | <b>21,149,847.06</b> | <b>18,255,220.85</b> | <b>2,894,626.21</b>  | <b>15.9%</b>  |
| <b>Long Term Liabilities</b>               |                      |                      |                      |               |
| 25000 · Long Term Debt                     |                      |                      |                      |               |
| 25020 · Note Payable- WF                   | -0.01                | -0.01                | 0.00                 | 0.0%          |
| 25040 · Note Payable- DeLage Landen        | 1,232,849.19         | 1,604,533.63         | -371,684.44          | -23.2%        |
| 25050 · Note Payable - Government Cap      | 6,059,288.97         | 6,441,194.29         | -381,905.32          | -5.9%         |
| 25060 · Note - Stryker Equipment           | 1,177,394.25         | 1,569,859.00         | -392,464.75          | -25.0%        |
| <b>Total 25000 · Long Term Debt</b>        | <b>8,469,532.40</b>  | <b>9,615,586.91</b>  | <b>-1,146,054.51</b> | <b>-11.9%</b> |
| <b>Total Long Term Liabilities</b>         | <b>8,469,532.40</b>  | <b>9,615,586.91</b>  | <b>-1,146,054.51</b> | <b>-11.9%</b> |
| <b>Total Liabilities</b>                   | <b>29,619,379.46</b> | <b>27,870,807.76</b> | <b>1,748,571.70</b>  | <b>6.3%</b>   |
| <b>Equity</b>                              |                      |                      |                      |               |
| 30000 · Opening Bal Equity                 | 5,996,412.00         | 5,996,412.00         | 0.00                 | 0.0%          |
| 30100 · Unassigned Fund Balance            | 8,040,485.54         | 6,733,189.23         | 1,307,296.31         | 19.4%         |
| 30400 · Unrestricted Net Assets            | 1,415,000.03         | 1,415,000.03         | 0.00                 | 0.0%          |
| Net Income                                 | -1,374,493.24        | -2,109,791.11        | 735,297.87           | 34.9%         |
| <b>Total Equity</b>                        | <b>14,077,404.33</b> | <b>12,034,810.15</b> | <b>2,042,594.18</b>  | <b>17.0%</b>  |
| <b>TOTAL LIABILITIES &amp; EQUITY</b>      | <b>43,696,783.79</b> | <b>39,905,617.91</b> | <b>3,791,165.88</b>  | <b>9.5%</b>   |

## Harris County ESD No. 1 - GOF Profit & Loss Detail January through June 2020

07/24/20

Accrual Basis

| Type                                        | Date       | Num  | Adj | Name                     | Memo                      | Amount     |
|---------------------------------------------|------------|------|-----|--------------------------|---------------------------|------------|
| <b>Ordinary Income/Expense</b>              |            |      |     |                          |                           |            |
| <b>Income</b>                               |            |      |     |                          |                           |            |
| <b>41000 · Service Revenue</b>              |            |      |     |                          |                           |            |
| <b>41100 · HCEC Ambulance Lease Revenue</b> |            |      |     |                          |                           |            |
| Bill                                        | 01/31/2020 | 2077 |     | HCEC                     | Master Lease for Vehicles | 7,000.00   |
| Bill                                        | 02/29/2020 | 2095 |     | HCEC                     | Master Lease for Vehicles | 7,000.00   |
| Bill                                        | 03/31/2020 | 2111 |     | HCEC                     | Master Lease for Vehicles | 7,000.00   |
| Bill                                        | 04/30/2020 | 2128 |     | HCEC                     | Master Lease for Vehicles | 7,000.00   |
| Bill                                        | 05/31/2020 | 2141 |     | HCEC                     | Master Lease for Vehicles | 7,000.00   |
| Bill                                        | 06/30/2020 | 2155 |     | HCEC                     | Master Lease for Vehicles | 7,000.00   |
| Total 41100 · HCEC Ambulance Lease Revenue  |            |      |     |                          |                           | 42,000.00  |
| <b>41200 · HCEC Property Lease Revenue</b>  |            |      |     |                          |                           |            |
| Bill                                        | 01/31/2020 | 2077 |     | HCEC                     | Original Agreement        | 45,553.00  |
| Bill                                        | 02/29/2020 | 2095 |     | HCEC                     | Original Agreement        | 45,553.00  |
| Bill                                        | 03/31/2020 | 2111 |     | HCEC                     | Original Agreement        | 45,553.00  |
| Bill                                        | 04/30/2020 | 2128 |     | HCEC                     | Original Agreement        | 45,553.00  |
| Bill                                        | 05/31/2020 | 2141 |     | HCEC                     | Original Agreement        | 45,553.00  |
| Bill                                        | 06/30/2020 | 2155 |     | HCEC                     | Original Agreement        | 45,553.00  |
| Total 41200 · HCEC Property Lease Revenue   |            |      |     |                          |                           | 273,318.00 |
| Total 41000 · Service Revenue               |            |      |     |                          |                           | 315,318.00 |
| <b>42000 · Tax Revenues</b>                 |            |      |     |                          |                           |            |
| <b>42100 · Penalty &amp; Interest</b>       |            |      |     |                          |                           |            |
| Deposit                                     | 01/09/2020 |      |     | Harris County Tax Office | Deliquent P&I             | 1,507.79   |
| Deposit                                     | 01/14/2020 |      |     | Harris County Tax Office | Deliquent P&I             | 2,458.21   |
| Deposit                                     | 01/22/2020 |      |     | Harris County Tax Office | Deliquent P&I             | 1,953.09   |
| Deposit                                     | 01/27/2020 |      |     | Harris County Tax Office | Deliquent P&I             | 1,490.61   |
| Deposit                                     | 01/30/2020 |      |     | Harris County Tax Office | P&I                       | 0.00       |
| Deposit                                     | 01/30/2020 |      |     | Harris County Tax Office | Deliquent P&I             | 1,557.55   |
| Deposit                                     | 01/31/2020 |      |     | Harris County Tax Office | P&I                       | 0.00       |
| Deposit                                     | 01/31/2020 |      |     | Harris County Tax Office | Deliquent P&I             | 1,216.52   |
| Deposit                                     | 02/02/2020 |      |     | Harris County Tax Office | Deliquent P&I             | 1,596.01   |
| Deposit                                     | 02/11/2020 |      |     | Harris County Tax Office | Deliquent P&I             | 61.24      |
| Deposit                                     | 02/11/2020 |      |     | Harris County Tax Office | Deliquent P&I             | 489.22     |
| Deposit                                     | 02/12/2020 |      |     | Harris County Tax Office | P&I                       | 3,489.37   |
| Deposit                                     | 02/12/2020 |      |     | Harris County Tax Office | Deliquent P&I             | 4,607.39   |
| Deposit                                     | 02/13/2020 |      |     | Harris County Tax Office | P&I                       | 241.48     |
| Deposit                                     | 02/13/2020 |      |     | Harris County Tax Office | Deliquent P&I             | 1,001.99   |
| Deposit                                     | 02/19/2020 |      |     | Harris County Tax Office | P&I                       | 2,212.29   |
| Deposit                                     | 02/19/2020 |      |     | Harris County Tax Office | Deliquent P&I             | 766.19     |
| Deposit                                     | 02/20/2020 |      |     | Harris County Tax Office | P&I                       | 1,747.54   |
| Deposit                                     | 02/20/2020 |      |     | Harris County Tax Office | Deliquent P&I             | 551.33     |
| Deposit                                     | 02/26/2020 |      |     | Harris County Tax Office | P&I                       | 2,512.98   |
| Deposit                                     | 02/26/2020 |      |     | Harris County Tax Office | Deliquent P&I             | 1,055.34   |
| Deposit                                     | 02/28/2020 |      |     | Harris County Tax Office | P&I                       | 2,422.86   |
| Deposit                                     | 02/28/2020 |      |     | Harris County Tax Office | Deliquent P&I             | 1,276.16   |
| Deposit                                     | 03/05/2020 |      |     | Harris County Tax Office | P&I                       | 5,864.14   |
| Deposit                                     | 03/05/2020 |      |     | Harris County Tax Office | Deliquent P&I             | 515.20     |
| Deposit                                     | 03/06/2020 |      |     | Harris County Tax Office | P&I                       | 39.84      |
| Deposit                                     | 03/06/2020 |      |     | Harris County Tax Office | Deliquent P&I             | 61.12      |
| Deposit                                     | 03/09/2020 |      |     | Harris County Tax Office | P&I                       | 4,748.42   |
| Deposit                                     | 03/09/2020 |      |     | Harris County Tax Office | Deliquent P&I             | 831.62     |
| Deposit                                     | 03/12/2020 |      |     | Harris County Tax Office | P&I                       | 2,526.55   |
| Deposit                                     | 03/12/2020 |      |     | Harris County Tax Office | Deliquent P&I             | 1,841.03   |
| Deposit                                     | 03/17/2020 |      |     | Harris County Tax Office | P&I                       | 2,388.03   |
| Deposit                                     | 03/17/2020 |      |     | Harris County Tax Office | Deliquent P&I             | 665.85     |
| Deposit                                     | 03/20/2020 |      |     | Harris County Tax Office | P&I                       | 1,528.73   |
| Deposit                                     | 03/20/2020 |      |     | Harris County Tax Office | Deliquent P&I             | 432.20     |
| Deposit                                     | 03/25/2020 |      |     | Harris County Tax Office | P&I                       | 1,416.60   |
| Deposit                                     | 03/25/2020 |      |     | Harris County Tax Office | Deliquent P&I             | 459.30     |
| Deposit                                     | 03/30/2020 |      |     | Harris County Tax Office | P&I                       | 2,186.12   |
| Deposit                                     | 03/30/2020 |      |     | Harris County Tax Office | Deliquent P&I             | 763.75     |
| Deposit                                     | 03/31/2020 |      |     | Harris County Tax Office | P&I                       | 1,197.25   |
| Deposit                                     | 03/31/2020 |      |     | Harris County Tax Office | Deliquent P&I             | 85.57      |
| Deposit                                     | 04/08/2020 |      |     | Harris County Tax Office | P&I                       | 147.36     |
| Deposit                                     | 04/08/2020 |      |     | Harris County Tax Office | Deliquent P&I             | 37.37      |
| Deposit                                     | 04/09/2020 |      |     | Harris County Tax Office | P&I                       | 2,754.82   |
| Deposit                                     | 04/09/2020 |      |     | Harris County Tax Office | Deliquent P&I             | 416.09     |
| Deposit                                     | 04/15/2020 |      |     | Harris County Tax Office | P&I                       | 567.81     |
| Deposit                                     | 04/15/2020 |      |     | Harris County Tax Office | Deliquent P&I             | 687.98     |
| Deposit                                     | 04/20/2020 |      |     | Harris County Tax Office | P&I                       | 608.66     |
| Deposit                                     | 04/20/2020 |      |     | Harris County Tax Office | Deliquent P&I             | 622.97     |
| Deposit                                     | 04/23/2020 |      |     | Harris County Tax Office | P&I                       | 1,098.60   |
| Deposit                                     | 04/23/2020 |      |     | Harris County Tax Office | Deliquent P&I             | 234.80     |
| Deposit                                     | 04/27/2020 |      |     | Harris County Tax Office | P&I                       | 975.57     |



4:04 PM

**Harris County ESD No. 1 - GOF**  
**Profit & Loss Detail**  
 January through June 2020

07/24/20

Accrual Basis

| Type                                           | Date       | Num        | Adj | Name                                     | Memo                                        | Amount       |
|------------------------------------------------|------------|------------|-----|------------------------------------------|---------------------------------------------|--------------|
| Deposit                                        | 04/27/2020 |            |     | Harris County Tax Office                 | Deliquent P&I                               | 982.39       |
| Total 42100 - Penalty & Interest               |            |            |     |                                          |                                             | 70,900.90    |
| <b>42300 - Tax Revenue</b>                     |            |            |     |                                          |                                             |              |
| Deposit                                        | 01/09/2020 |            |     | Harris County Tax Office                 | Current Levy                                | 413,991.06   |
| Deposit                                        | 01/14/2020 |            |     | Harris County Tax Office                 | Current Levy                                | 579,953.62   |
| Deposit                                        | 01/22/2020 |            |     | Harris County Tax Office                 | Current Levy                                | 1,149,496.56 |
| Deposit                                        | 01/27/2020 |            |     | Harris County Tax Office                 | Current Levy                                | 1,416,911.07 |
| Deposit                                        | 01/30/2020 |            |     | Harris County Tax Office                 | Current Levy                                | 754,257.58   |
| Deposit                                        | 01/31/2020 |            |     | Harris County Tax Office                 | Current Levy                                | 50,448.82    |
| Deposit                                        | 01/31/2020 |            |     | Harris County Tax Office                 | Current Levy                                | 1,529,501.68 |
| Deposit                                        | 04/30/2020 | 4137       |     | Harris County ESD #10                    | Haverstock Hills Apartment tax              | 2,670.00     |
| Total 42300 - Tax Revenue                      |            |            |     |                                          |                                             | 5,897,230.39 |
| Total 42000 - Tax Revenues                     |            |            |     |                                          |                                             | 5,968,131.29 |
| <b>43000 - Other Income</b>                    |            |            |     |                                          |                                             |              |
| <b>43100 - Miscellaneous Income</b>            |            |            |     |                                          |                                             |              |
| Deposit                                        | 02/18/2020 |            |     | Harris County Tax Office                 | Overpayments over three years ago unclaimed | 9,579.70     |
| Total 43100 - Miscellaneous Income             |            |            |     |                                          |                                             | 9,579.70     |
| <b>43200 - Donations &amp; Contributions</b>   |            |            |     |                                          |                                             |              |
| Deposit                                        | 06/09/2020 | 13940      |     | Harris County Municipal Utility Dist ... | Deposit                                     | 766.65       |
| Total 43200 - Donations & Contributions        |            |            |     |                                          |                                             | 766.65       |
| <b>43550 - Interest Earned on Checking</b>     |            |            |     |                                          |                                             |              |
| Deposit                                        | 01/31/2020 |            |     |                                          | Interest                                    | 19,562.02    |
| Deposit                                        | 01/31/2020 |            |     |                                          | Interest                                    | 50.26        |
| Deposit                                        | 02/29/2020 |            |     |                                          | Interest                                    | 26,484.62    |
| Deposit                                        | 02/29/2020 |            |     |                                          | Interest                                    | 79.68        |
| Deposit                                        | 03/31/2020 |            |     |                                          | Interest                                    | 20,458.06    |
| Deposit                                        | 03/31/2020 |            |     |                                          | Interest                                    | 98.33        |
| Deposit                                        | 04/30/2020 |            |     |                                          | Interest                                    | 9,360.91     |
| Deposit                                        | 04/30/2020 |            |     |                                          | Interest                                    | 103.02       |
| Total 43550 - Interest Earned on Checking      |            |            |     |                                          |                                             | 76,196.90    |
| <b>43700 - Interest Earned on Temp. Invest</b> |            |            |     |                                          |                                             |              |
| Deposit                                        | 05/31/2020 |            |     |                                          | Interest                                    | 9.10         |
| Deposit                                        | 05/31/2020 |            |     |                                          | Interest                                    | 6,502.84     |
| Deposit                                        | 06/30/2020 |            |     |                                          | Interest                                    | 2.15         |
| Deposit                                        | 06/30/2020 |            |     |                                          | Interest                                    | 4,909.30     |
| Total 43700 - Interest Earned on Temp. Invest  |            |            |     |                                          |                                             | 11,423.39    |
| Total 43000 - Other Income                     |            |            |     |                                          |                                             | 97,966.64    |
| Total Income                                   |            |            |     |                                          |                                             | 6,381,415.93 |
| Gross Profit                                   |            |            |     |                                          |                                             | 6,381,415.93 |
| <b>Expense</b>                                 |            |            |     |                                          |                                             |              |
| <b>143502 - Commissions Paid from Levy</b>     |            |            |     |                                          |                                             |              |
| Deposit                                        | 01/09/2020 |            |     | Harris County Tax Office                 | Adj/Fees                                    | 4,203.37     |
| Deposit                                        | 01/14/2020 |            |     | Harris County Tax Office                 | Adj/Fees                                    | 5,712.42     |
| Deposit                                        | 01/22/2020 |            |     | Harris County Tax Office                 | Deposit                                     | 11,607.82    |
| Deposit                                        | 01/27/2020 |            |     | Harris County Tax Office                 | Deposit                                     | 13,819.28    |
| Deposit                                        | 04/29/2020 |            |     | Harris County Tax Office                 | Deposit                                     | -6,676.99    |
| Total 143502 - Commissions Paid from Levy      |            |            |     |                                          |                                             | 28,665.90    |
| <b>50000 - Commissioner Salaries and Wages</b> |            |            |     |                                          |                                             |              |
| <b>50250 - Commissioner Reimbursement</b>      |            |            |     |                                          |                                             |              |
| Bill                                           | 02/19/2020 | Feb Rei... |     | Fred A Scibuola                          | Jan 12 - Feb 19, 2020 Reimbursement         | 1,200.00     |
| Bill                                           | 02/25/2020 | Reimb ...  |     | Shirley Reed                             | Reimbursement Request Jan 1 -Feb 21, 2019   | 1,950.00     |
| Bill                                           | 02/25/2020 | Reimb ...  |     | Shirley Reed                             | Reimbursement Request Jan 1 -Feb 21, 2019   | 97.18        |
| Bill                                           | 03/16/2020 | Feb Rei... |     | Fred A Scibuola                          | Feb 20 - March 16, 2020 Reimbursement       | 842.58       |
| Bill                                           | 03/24/2020 | Reimb ...  |     | Shirley Reed                             | Reimbursement Request Feb 22 - Feb 26, 2020 | 600.00       |
| Bill                                           | 03/31/2020 | Reimb ...  |     | Shirley Reed                             | Reimbursement Request Mar 5 - Mar 25, 2020  | 1,200.00     |
| Bill                                           | 04/01/2020 | Reimb ...  |     | Shirley Reed                             | Reimbursement Request Mar 24 - Mar 31, 2020 | 600.00       |
| Bill                                           | 04/24/2020 | Apr Rei... |     | Fred A Scibuola                          | March 30 - April 28, 2020 Reimbursement     | 600.00       |
| Bill                                           | 05/18/2020 | Apr Rei... |     | Fred A Scibuola                          | April 28 - May 15, 2020 Reimbursement       | 600.00       |
| Bill                                           | 05/31/2020 | Reimb ...  |     | Shirley Reed                             | Reimbursement Request Apr 1 - Apr 28, 2020  | 750.00       |
| Bill                                           | 06/18/2020 | May/Ju...  |     | Fred A Scibuola                          | May 27 - June 18, 2020 Reimbursement        | 600.00       |
| Total 50250 - Commissioner Reimbursement       |            |            |     |                                          |                                             | 9,039.76     |
| Total 50000 - Commissioner Salaries and Wages  |            |            |     |                                          |                                             | 9,039.76     |

4:04 PM

## Harris County ESD No. 1 - GOF

07/24/20

## Profit &amp; Loss Detail

Accrual Basis

January through June 2020

| Type                                     | Date       | Num       | Adj | Name                                  | Memo                                                  | Amount       |
|------------------------------------------|------------|-----------|-----|---------------------------------------|-------------------------------------------------------|--------------|
| <b>51000 · HCEC Program Expense</b>      |            |           |     |                                       |                                                       |              |
| <b>51100 · HCEC Contract Expense</b>     |            |           |     |                                       |                                                       |              |
| Bill                                     | 01/31/2020 | 2077      |     | HCEC                                  | Rate change to \$984.21 @ 1661 trips (less \$436,329) | 1,198,444.00 |
| Bill                                     | 02/29/2020 | 2095      |     | HCEC                                  | Rate change to \$984.21 @ 1595 trips (less \$297,814) | 1,272,001.00 |
| Bill                                     | 03/31/2020 | 2111      |     | HCEC                                  | Rate change to \$984.21 @ 1595 trips (less \$297,814) | 1,182,682.00 |
| Bill                                     | 04/30/2020 | 2128      |     | HCEC                                  | Rate change to \$984.21 @ 1508 trips (less \$552,124) | 932,065.00   |
| Bill                                     | 05/31/2020 | 2141      |     | HCEC                                  | Rate change to \$984.21 @ 1680 trips (less \$388,322) | 1,265,150.00 |
| Bill                                     | 06/30/2020 | 2155      |     | HCEC                                  | Rate change to \$984.21 @ 1871 trips (less \$431,342) | 1,410,115.00 |
| Total 51100 · HCEC Contract Expense      |            |           |     |                                       |                                                       | 7,260,457.00 |
| Total 51000 · HCEC Program Expense       |            |           |     |                                       |                                                       | 7,260,457.00 |
| <b>52000 · Contract Services (DNU)</b>   |            |           |     |                                       |                                                       |              |
| <b>52100 · Accounting Fees</b>           |            |           |     |                                       |                                                       |              |
| Bill                                     | 01/31/2020 | 2031      |     | The Morton Accounting Services        | January CPA Services                                  | 4,077.31     |
| Bill                                     | 02/29/2020 | 2035      |     | The Morton Accounting Services        | February CPA Services                                 | 4,243.82     |
| Bill                                     | 03/31/2020 | 2039      |     | The Morton Accounting Services        | February CPA Services                                 | 4,579.84     |
| Bill                                     | 04/30/2020 | 2051      |     | The Morton Accounting Services        | April CPA Services                                    | 4,609.91     |
| Bill                                     | 05/31/2020 | 2066      |     | The Morton Accounting Services        | May CPA Services                                      | 5,567.01     |
| Bill                                     | 06/30/2020 | 2080      |     | The Morton Accounting Services        | June CPA Services                                     | 4,846.51     |
| Total 52100 · Accounting Fees            |            |           |     |                                       |                                                       | 27,924.40    |
| <b>52200 · Audit Fees</b>                |            |           |     |                                       |                                                       |              |
| Bill                                     | 03/18/2020 | 16851935  |     | Carr Riggs & Ingram                   | 2019 Audit Billing                                    | 14,000.00    |
| Bill                                     | 05/22/2020 | 16913215  |     | Carr Riggs & Ingram                   | 2019 Audit Billing - Final                            | 2,288.00     |
| Total 52200 · Audit Fees                 |            |           |     |                                       |                                                       | 16,288.00    |
| <b>52300 · Legal Fees</b>                |            |           |     |                                       |                                                       |              |
| Bill                                     | 01/11/2020 |           |     | Caryn Papantonakis                    | Legal Fees                                            | 6,000.00     |
| Bill                                     | 02/11/2020 |           |     | Caryn Papantonakis                    | Legal Fees                                            | 6,000.00     |
| Bill                                     | 03/11/2020 |           |     | Caryn Papantonakis                    | Legal Fees                                            | 6,000.00     |
| Bill                                     | 04/11/2020 |           |     | Caryn Papantonakis                    | Legal Fees                                            | 6,000.00     |
| Bill                                     | 05/11/2020 |           |     | Caryn Papantonakis                    | Legal Fees                                            | 6,000.00     |
| Bill                                     | 06/11/2020 |           |     | Caryn Papantonakis                    | Legal Fees                                            | 6,000.00     |
| Total 52300 · Legal Fees                 |            |           |     |                                       |                                                       | 36,000.00    |
| <b>52350 · Outside Contract Services</b> |            |           |     |                                       |                                                       |              |
| Bill                                     | 01/31/2020 | 7419      |     | AG CM Inc.                            | Station #97                                           | 15,292.26    |
| Bill                                     | 03/30/2020 | 7566      |     | AG CM Inc.                            | Project Management Support #97 - February 2020        | 4,982.50     |
| Bill                                     | 03/30/2020 | 7561      |     | AG CM Inc.                            | Project Management Support - March 2020               | 10,712.00    |
| Bill                                     | 04/01/2020 | 7524      |     | AG CM Inc.                            | Project Management Support #97 - February 2020        | 7,880.00     |
| Bill                                     | 04/30/2020 | 7625      |     | AG CM Inc.                            | Project Management Support #97 - April 2020           | 7,892.50     |
| Bill                                     | 04/30/2020 | 7620      |     | AG CM Inc.                            | Project Management Support - April 2020               | 7,011.68     |
| Bill                                     | 05/31/2020 | 7718      |     | AG CM Inc.                            | Project Management Support - May 2020                 | 8,649.45     |
| Bill                                     | 05/31/2020 | 7711      |     | AG CM Inc.                            | Project Management Support #97 - May 2020             | 10,795.70    |
| Bill                                     | 06/30/2020 | 7755      |     | AG CM Inc.                            | Project Management Support - June 2020                | 3,309.66     |
| Bill                                     | 06/30/2020 | 7764      |     | AG CM Inc.                            | Project Management Support #97 - June 2020            | 11,140.00    |
| Total 52350 · Outside Contract Services  |            |           |     |                                       |                                                       | 87,665.75    |
| <b>52550 · Election Expense</b>          |            |           |     |                                       |                                                       |              |
| Bill                                     | 01/31/2020 | 209308    |     | Radcliffe Bobbitt Adams Polley        | Legal - Election and Litigation                       | 3,340.13     |
| Bill                                     | 02/29/2020 | 209454    |     | Radcliffe Bobbitt Adams Polley        | Legal - Election and Litigation                       | 1,316.27     |
| Bill                                     | 03/31/2020 | 209592    |     | Radcliffe Bobbitt Adams Polley        | Legal - Election and Litigation                       | 304.56       |
| Bill                                     | 05/18/2020 | 209865    |     | Radcliffe Bobbitt Adams Polley        | Legal - Election and Litigation                       | 262.80       |
| Bill                                     | 06/15/2020 | 210067    |     | Radcliffe Bobbitt Adams Polley        | Legal - Election and Litigation                       | 2,104.96     |
| Bill                                     | 06/30/2020 | 210262    |     | Radcliffe Bobbitt Adams Polley        | Legal - Election and Litigation                       | 146.11       |
| Total 52550 · Election Expense           |            |           |     |                                       |                                                       | 7,474.83     |
| Total 52000 · Contract Services (DNU)    |            |           |     |                                       |                                                       | 175,352.98   |
| <b>53000 · Operations (DNU)</b>          |            |           |     |                                       |                                                       |              |
| <b>53100 · Banking Fees</b>              |            |           |     |                                       |                                                       |              |
| Check                                    | 01/04/2020 |           |     |                                       | Service Charge                                        | 12.00        |
| Check                                    | 02/04/2020 |           |     |                                       | Service Charge                                        | 12.00        |
| Check                                    | 03/04/2020 |           |     |                                       | Service Charge                                        | 12.00        |
| Check                                    | 04/04/2020 |           |     |                                       | Service Charge                                        | 12.00        |
| Check                                    | 05/04/2020 |           |     |                                       | Service Charge                                        | 12.00        |
| Bill                                     | 06/10/2020 | May/Ju... |     | Chase Card Services                   | Acct x7714                                            | 154.48       |
| Total 53100 · Banking Fees               |            |           |     |                                       |                                                       | 214.48       |
| <b>53150 · Dues &amp; Subscriptions</b>  |            |           |     |                                       |                                                       |              |
| Bill                                     | 01/31/2020 | 12584     |     | Oak Interactive, LLC                  | Monthly Website Maintenance                           | 450.00       |
| Bill                                     | 02/29/2020 | 2019 A... |     | Interbelt North Business Owner's A... | Acct #314573 Annual Dues 2019                         | 32.09        |
| Bill                                     | 02/29/2020 | 12595     |     | Oak Interactive, LLC                  | Monthly Website Maintenance                           | 450.00       |
| Bill                                     | 03/31/2020 | 12623     |     | Oak Interactive, LLC                  | Monthly Website Maintenance                           | 450.00       |

**Harris County ESD No. 1 - GOF**  
**Profit & Loss Detail**  
 January through June 2020

| Type                                               | Date       | Num        | Adj | Name                                  | Memo                                            | Amount     |
|----------------------------------------------------|------------|------------|-----|---------------------------------------|-------------------------------------------------|------------|
| Bill                                               | 05/01/2020 | 12642      |     | Oak Interactive, LLC                  | Monthly Website Maintenance                     | 450.00     |
| Bill                                               | 05/29/2020 | 12659      |     | Oak Interactive, LLC                  | Monthly Website Maintenance                     | 450.00     |
| Bill                                               | 05/31/2020 | 2019 A...  |     | Interbelt North Business Owner's A... | Acct #314573 Annual Dues 2019                   | 17.09      |
| Bill                                               | 05/31/2020 | 2019 A...  |     | Interbelt North Business Owner's A... | Acct #314572 Annual Dues 2019                   | 5,538.79   |
| Bill                                               | 06/30/2020 | 12692      |     | Oak Interactive, LLC                  | Monthly Website Maintenance                     | 450.00     |
| Total 53150 - Dues & Subscriptions                 |            |            |     |                                       |                                                 | 8,287.97   |
| <b>53200 - Postage</b>                             |            |            |     |                                       |                                                 |            |
| Bill                                               | 01/31/2020 | 2031       |     | The Morton Accounting Services        | January CPA Services                            | 22.90      |
| Bill                                               | 02/29/2020 | 2035       |     | The Morton Accounting Services        | February CPA Services                           | 12.05      |
| Bill                                               | 03/31/2020 | 2039       |     | The Morton Accounting Services        | February CPA Services                           | 9.85       |
| Bill                                               | 04/30/2020 | 2051       |     | The Morton Accounting Services        | April CPA Services                              | 9.85       |
| Bill                                               | 05/31/2020 | 2066       |     | The Morton Accounting Services        | May CPA Services                                | 38.45      |
| Bill                                               | 06/30/2020 | 2080       |     | The Morton Accounting Services        | June CPA Services                               | 34.10      |
| Total 53200 - Postage                              |            |            |     |                                       |                                                 | 127.20     |
| <b>53300 - Printing &amp; Copying</b>              |            |            |     |                                       |                                                 |            |
| Bill                                               | 01/31/2020 | 2031       |     | The Morton Accounting Services        | January CPA Services                            | 13.92      |
| Bill                                               | 02/29/2020 | 2035       |     | The Morton Accounting Services        | February CPA Services                           | 15.37      |
| Bill                                               | 03/31/2020 | 2039       |     | The Morton Accounting Services        | February CPA Services                           | 21.17      |
| Bill                                               | 04/30/2020 | 2051       |     | The Morton Accounting Services        | April CPA Services                              | 6.09       |
| Bill                                               | 05/31/2020 | 2066       |     | The Morton Accounting Services        | May CPA Services                                | 12.47      |
| Bill                                               | 06/30/2020 | 2080       |     | The Morton Accounting Services        | June CPA Services                               | 1.45       |
| Total 53300 - Printing & Copying                   |            |            |     |                                       |                                                 | 70.47      |
| <b>53400 - Office Supplies</b>                     |            |            |     |                                       |                                                 |            |
| Bill                                               | 01/31/2020 | 2031       |     | The Morton Accounting Services        | January CPA Services                            | 47.73      |
| Total 53400 - Office Supplies                      |            |            |     |                                       |                                                 | 47.73      |
| Total 53000 - Operations (DNU)                     |            |            |     |                                       |                                                 | 8,747.85   |
| <b>54000 - General and Admin Expenses</b>          |            |            |     |                                       |                                                 |            |
| <b>54150 - Insurance - Gen Liab-Err &amp; Omis</b> |            |            |     |                                       |                                                 |            |
| Bill                                               | 01/14/2020 | 2020 In... |     | VFIS of Texas                         | HARC0-1 Insurance Coverage - 1/1/20 to 12/31/20 | 52,344.00  |
| Total 54150 - Insurance - Gen Liab-Err & Omis      |            |            |     |                                       |                                                 | 52,344.00  |
| <b>54400 - HCAD Qtr Expenses</b>                   |            |            |     |                                       |                                                 |            |
| Bill                                               | 03/24/2020 | PSI200...  |     | Harris County Appraisal District      | 2nd Quarter 2020 Assessment                     | 33,893.00  |
| Bill                                               | 04/30/2020 | PSI200...  |     | Harris County Appraisal District      | 3rd Quarter 2020 Assessment                     | 33,961.00  |
| Total 54400 - HCAD Qtr Expenses                    |            |            |     |                                       |                                                 | 67,854.00  |
| <b>54600 - Travel &amp; Meetings</b>               |            |            |     |                                       |                                                 |            |
| Bill                                               | 03/16/2020 | Feb/Ma...  |     | Chase Card Services                   | Shrimp & Stuff - Safe D                         | 23.02      |
| Bill                                               | 03/16/2020 | Feb/Ma...  |     | Chase Card Services                   | Costco Gas - Safe D                             | 49.73      |
| Bill                                               | 03/16/2020 | Feb/Ma...  |     | Chase Card Services                   | Moody Gardens - Safe D                          | 25.73      |
| Bill                                               | 03/16/2020 | Feb/Ma...  |     | Chase Card Services                   | Shrimp & Stuff - Safe D                         | 27.62      |
| Total 54600 - Travel & Meetings                    |            |            |     |                                       |                                                 | 126.10     |
| <b>54650 - Conference, Conven &amp; Meetings</b>   |            |            |     |                                       |                                                 |            |
| Bill                                               | 02/10/2020 | Jan/Feb... |     | Chase Card Services                   | Safe D                                          | 1,275.00   |
| Total 54650 - Conference, Conven & Meetings        |            |            |     |                                       |                                                 | 1,275.00   |
| <b>54700 - Travel/Lodging</b>                      |            |            |     |                                       |                                                 |            |
| Bill                                               | 03/16/2020 | Feb/Ma...  |     | Chase Card Services                   | Doubletree Hilton - Safe D                      | 6.00       |
| Bill                                               | 03/16/2020 | Feb/Ma...  |     | Chase Card Services                   | Doubletree Hilton - Safe D                      | 469.65     |
| Bill                                               | 03/16/2020 | Feb/Ma...  |     | Chase Card Services                   | Doubletree Hilton - Safe D                      | 489.42     |
| Bill                                               | 03/16/2020 | Feb/Ma...  |     | Chase Card Services                   | Doubletree Hilton - Safe D                      | 180.36     |
| Bill                                               | 03/16/2020 | Feb/Ma...  |     | Chase Card Services                   | Doubletree Hilton - Safe D                      | 513.32     |
| Bill                                               | 03/16/2020 | Feb/Ma...  |     | Chase Card Services                   | Doubletree Hilton - Safe D                      | 479.14     |
| Bill                                               | 03/16/2020 | Feb/Ma...  |     | Chase Card Services                   | Doubletree Hilton - Safe D                      | 6.00       |
| Bill                                               | 03/16/2020 | Feb/Ma...  |     | Chase Card Services                   | Doubletree Hilton - Safe D                      | 343.68     |
| Bill                                               | 03/16/2020 | Feb/Ma...  |     | Chase Card Services                   | Doubletree Hilton - Safe D                      | 150.42     |
| Bill                                               | 03/16/2020 | Feb/Ma...  |     | Chase Card Services                   | Doubletree Hilton - Safe D                      | 158.70     |
| Total 54700 - Travel/Lodging                       |            |            |     |                                       |                                                 | 2,796.69   |
| Total 54000 - General and Admin Expenses           |            |            |     |                                       |                                                 | 124,395.79 |
| <b>60000 - Interest Expense</b>                    |            |            |     |                                       |                                                 |            |
| Bill                                               | 01/01/2020 | 66241496   |     | De Lage Laden Public Finance          | Building Note - Monthly                         | 6,667.39   |
| Bill                                               | 01/25/2020 | 66665770   |     | De Lage Laden Public Finance          | Building Note - Monthly                         | 6,541.59   |
| Bill                                               | 02/22/2020 | 66978372   |     | De Lage Laden Public Finance          | Building Note - Monthly                         | 6,415.27   |
| Bill                                               | 03/22/2020 | 67399822   |     | De Lage Laden Public Finance          | Building Note - Monthly                         | 6,288.43   |
| Bill                                               | 05/01/2020 | 67820716   |     | De Lage Laden Public Finance          | Building Note - Monthly                         | 6,161.05   |
| Bill                                               | 05/15/2020 | 68139088   |     | De Lage Laden Public Finance          | Building Note - Monthly                         | 6,033.15   |

4:04 PM

07/24/20

Accrual Basis

### Harris County ESD No. 1 - GOF Profit & Loss Detail January through June 2020

| Type                                        | Date       | Num       | Adj | Name                      | Memo              | Amount               |
|---------------------------------------------|------------|-----------|-----|---------------------------|-------------------|----------------------|
| Bill                                        | 05/15/2020 | 994300... |     | BB&T Governmental Finance | 2020 Loan Payment | 111,110.60           |
| Total 60000 - Interest Expense              |            |           |     |                           |                   | 149,217.48           |
| <b>66900 - Reconciliation Discrepancies</b> |            |           |     |                           |                   |                      |
| Bill                                        | 03/16/2020 | Feb/Ma... |     | Chase Card Services       | Walmart           | 20.42                |
| Bill                                        | 03/16/2020 | Feb/Ma... |     | Chase Card Services       | Micro Center      | 11.99                |
| Total 66900 - Reconciliation Discrepancies  |            |           |     |                           |                   | 32.41                |
| Total Expense                               |            |           |     |                           |                   | 7,755,909.17         |
| Net Ordinary Income                         |            |           |     |                           |                   | -1,374,493.24        |
| <b>Net Income</b>                           |            |           |     |                           |                   | <b>-1,374,493.24</b> |

Harris County Emergency Services District #1  
 Construction Summary  
 May 31, 2020

**AG CM Inc. - Project Management**

|        |                   |
|--------|-------------------|
| Jan-18 | 4,261.25          |
| Feb-18 | 4,995.00          |
| Mar-18 | 31,996.25         |
| Apr-18 | 8,076.25          |
| May-18 | 3,045.00          |
| Jun-18 | 11,587.50         |
| Jul-18 | 24,167.58         |
| Aug-18 | 11,888.00         |
| Sep-18 | 16,239.39         |
| Oct-18 | 14,983.68         |
| Nov-18 | 13,200.03         |
| Jan-19 | 24,955.51         |
| Feb-19 | 36,164.11         |
| Mar-19 | 10,353.99         |
| Apr-19 | 4,381.50          |
| May-19 | 825.00            |
| Jun-19 | 16,453.53         |
| Jul-19 | 18,587.39         |
| Aug-19 | 11,847.72         |
| Sep-19 | 5,510.50          |
| Oct-19 | 4,200.10          |
| Nov-19 | 6,368.00          |
| Dec-19 | 1,786.39          |
| Mar-20 | 10,712.00         |
| Apr-20 | 7,011.68          |
| May-20 | 8,649.45          |
| Jun-20 | 3,309.66          |
|        | <b>315,556.46</b> |

Total Project Mngt 315,556.46

**Station 92**

**Joiner Architects**

|        |           |
|--------|-----------|
| Jan-18 | 3,566.00  |
| Feb-18 |           |
| Mar-18 |           |
| Apr-18 | 30,430.00 |
| May-18 |           |
| Jun-18 | 3,213.00  |
| Jul-18 | 3,213.00  |
| Aug-18 | 3,213.00  |
| Sep-18 |           |
| Oct-18 |           |
| Nov-18 |           |
| Dec-18 | 4,418.00  |
| Jan-19 | 4,573.05  |
| Feb-19 | 4,830.62  |
| Mar-19 | 4,886.41  |
| Apr-19 | 4,016.00  |

**Construction Masters of Houston**

|                |            |
|----------------|------------|
| Pay Request 1  | 132,610.97 |
| Pay Request 2  | 55,086.51  |
| Pay Request 3  | 128,081.34 |
| Pay Request 4  | 87,885.01  |
| Pay Request 5  | 49,711.00  |
| Pay Request 6  | 57,752.02  |
| Pay Request 7  | 202,626.90 |
| Pay Request 8  | 331,908.48 |
| Pay Request 9  | 336,977.59 |
| Pay Request 10 | 380,702.97 |
| Pay Request 11 | 439,383.45 |

|        |                  |                |                     |           |
|--------|------------------|----------------|---------------------|-----------|
| May-19 | 2,008.00         | Pay Request 12 | 151,048.79          |           |
| Jun-19 | 2,008.00         | Pay Request 13 | 158,316.60          |           |
| Jul-19 | 2,009.00         | Pay Request 14 | 86,685.49           |           |
| Aug-19 | 803.00           | Pay Request 15 | 100,015.06          |           |
| Sep-19 | 1,205.00         | Pay Request 16 | 64,931.81           |           |
|        |                  | Pay Request 17 | 23,090.13           |           |
| Dec-19 | 2,008.00         | Pay Request 18 | 86,881.58           |           |
|        |                  | Pay Request 19 | 87,328.75           |           |
|        |                  | Pay Request 20 | 91,200.00           |           |
|        |                  | Pay Request 21 | 96,677.90           |           |
|        |                  | Pay Request 22 | 39,407.17           | 39,407.17 |
|        | <u>76,400.08</u> |                | <u>3,188,309.52</u> |           |

Total Station 92 3,264,709.60

Station 94  
Joiner Architects

Construction Masters of Houston

|        |                   |                |                     |
|--------|-------------------|----------------|---------------------|
| Jan-18 | 1,972.00          |                |                     |
| Feb-18 |                   |                |                     |
| Mar-18 |                   |                |                     |
| Apr-18 | 57,396.37         |                |                     |
| May-18 | 7,337.57          |                |                     |
| Jun-18 | 10,281.32         | Pay Request 1  | 34,634.15           |
| Jul-18 | 4,993.97          | Pay Request 2  | 37,974.35           |
| Aug-18 | 897.00            | Pay Request 3  | 123,832.22          |
| Sep-18 | 2,614.72          | Pay Request 4  | 89,579.74           |
| Oct-18 | 2,807.40          | Pay Request 5  | 28,367.00           |
| Nov-18 |                   | Pay Request 6  | 69,881.69           |
| Dec-18 | 3,902.36          | Pay Request 7  | 269,487.10          |
| Jan-19 | 2,801.05          | Pay Request 8  | 319,833.65          |
| Feb-19 | 3,059.61          | Pay Request 9  | 385,915.77          |
| Mar-19 | 3,389.40          | Pay Request 10 | 255,843.85          |
| Apr-19 | 2,244.00          | Pay Request 11 | 304,096.71          |
| May-19 | 1,123.00          | Pay Request 12 | 228,485.22          |
| Jun-19 | 1,678.05          | Pay Request 13 | 118,177.57          |
| Jul-19 | 1,122.00          | Pay Request 14 | 48,907.85           |
| Aug-19 | 449.00            | Pay Request 15 | 84,964.45           |
| Sep-19 | 674.00            | Pay Request 16 | 86,319.45           |
|        |                   | Pay Request 17 | 58,919.22           |
| Dec-19 | 1,122.00          | Pay Request 18 | 40,853.35           |
|        |                   | Pay Request 19 | 3,226.20            |
|        |                   | Pay Request 20 | 3,924.45            |
|        |                   | Pay Request 21 | -                   |
|        |                   | Pay Request 22 | 47,243.38           |
|        | <u>109,864.82</u> |                | <u>2,640,467.37</u> |

Total Station 94 2,750,332.19

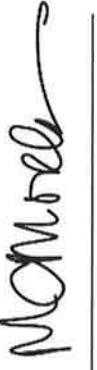
Grand Total 6,370,005.42

|                           |                       |
|---------------------------|-----------------------|
| Loan Proceeds - 5/30/2018 | 7,000,000.00          |
| Less YTD Spending         | <u>(6,370,005.42)</u> |
| Remaining                 | <u>629,994.58</u>     |

HARRIS COUNTY EMERGENCY SERVICES DISTRICT #1  
 QUARTERLY INVESTMENT REPORT  
 2nd QUARTER FISCAL YEAR 2020  
 April 1, 2020 to  
 June 30, 2020

| Transaction Date |                       | General Fund            |
|------------------|-----------------------|-------------------------|
|                  |                       | Texas Class             |
| 4/1/2020         | Beginning Balance     | \$ 21,768,955.15        |
| Apr 2020         | Withdrawals           | (700,000.00)            |
| Apr 2020         | Deposits              | -                       |
| Apr 2020         | Interest 0.53%        | 9,360.91                |
| May 2020         | Withdrawals           | (1,900,000.00)          |
| May 2020         | Deposits              | -                       |
| May 2020         | Interest 0.37%        | 6,502.84                |
| June 2020        | Withdrawals           | -                       |
| June 2020        | Deposits              | -                       |
| June 2020        | Interest 1.04%        | 4,909.30                |
| <b>6/30/2019</b> | <b>Ending Balance</b> | <b>\$ 19,189,728.20</b> |

The investments for the District for the period are in compliance with the Public Funds Investment Act, the District's investment policy and the District's investment strategy.



Investment Officer: \_\_\_\_\_



# INVOICE

## OAK Interactive, LLC

1819 Blue Water Bay Dr.  
Katy, TX 77494  
United States

info@oakinteractive.com  
www.oakinteractive.com

Invoice #: 12692  
Invoice date: Jun 30, 2020  
Reference: Creative Services  
Due date: Jul 30, 2020

Amount due:  
**\$450.00**

### Bill To:

HCESD-1.org  
Melissa Morton  
2800 Aldine Bender Rd.  
Houston, TX 77032  
United States

| Description                                     | Quantity | Price        | Amount              |
|-------------------------------------------------|----------|--------------|---------------------|
| Website Maintenance - 450<br>HCESD-1.org - June | 1        | \$450.00     | \$450.00            |
|                                                 |          | Subtotal     | \$450.00            |
|                                                 |          | <b>Total</b> | <b>\$450.00 USD</b> |

### Notes

June, 2020

Kindly Remit to: OAK Interactive, LLC;  
1819 Blue Water Bay Drive, Katy, TX 77494

THANK YOU FOR YOUR BUSINESS!

### Terms and Conditions

Net 30 - Interest accrued at 2% per month, thereafter.

Make all checks payable to: OAK Interactive, LLC or pay via Credit Card with a 4% processing fee. Total due within 30 days. Interest accrues at 2% per month, thereafter.

Sales Tax applied to:

- Website Maintenance
- Website Design & Development
- Hard Cost for production items





**INVOICE FOR PROFESSIONAL SERVICES  
19005 - 16 INV**

May 29, 2020

Amos Byington  
Harris County ESD No. 1  
2800 Aldine Bender Road Suite A  
Houston, TX 77032

RE: Harris County ESD No. 1 EMS Station No. 97

**For Professional Services through 50% Construction Administration**  
Estimated Fee - \$100,800.00

| Phase                       | % of Fee | Total Fee by Phase   | % Comp | Fee Earned          | Less Prev. Invoiced | Due This Invoice   |
|-----------------------------|----------|----------------------|--------|---------------------|---------------------|--------------------|
| Programming                 | 5        | \$ 5,040.00          | 100%   | \$ 5,040.00         | \$ 5,040.00         | \$ -               |
| Schematic Design            | 10       | \$ 10,080.00         | 100%   | \$ 10,080.00        | \$ 10,080.00        | \$ -               |
| Design Development          | 10       | \$ 10,080.00         | 100%   | \$ 10,080.00        | \$ 10,080.00        | \$ -               |
| Construction Documents      | 30       | \$ 30,240.00         | 100%   | \$ 30,240.00        | \$ 30,240.00        | \$ -               |
| Bidding                     | 5        | \$ 5,040.00          | 100%   | \$ 5,040.00         | \$ 5,040.00         | \$ -               |
| Construction Administration | 40       | \$ 40,320.00         | 50%    | \$ 20,160.00        | \$ 14,112.00        | \$ 6,048.00        |
| <b>Total</b>                |          | <b>\$ 100,800.00</b> |        | <b>\$ 80,640.00</b> | <b>\$ 74,592.00</b> | <b>\$ 6,048.00</b> |

**Reimbursable Expenses(Not included in above amount)**

|                     |   |    |  |  |    |                 |
|---------------------|---|----|--|--|----|-----------------|
| In-House Printing - |   |    |  |  |    |                 |
| 8 1/2 x 11 -        | = | \$ |  |  |    |                 |
| 11x17 -             | = | \$ |  |  |    |                 |
| Thomas Printworks   | = | \$ |  |  |    |                 |
|                     | = | \$ |  |  |    |                 |
|                     | = | \$ |  |  |    |                 |
|                     | = | \$ |  |  |    |                 |
| Subtotal            | = |    |  |  | \$ | -               |
| <b>Amount Due</b>   | = |    |  |  | \$ | <b>6,048.00</b> |

**(We appreciate your business!)**

**\*\* Reimbursable Expenses are limited to \$2,500.00 excluding Permit Fees\*\***

**Current reimbursable owed: \$0.00**  
**Total Previously Invoiced \$356.60**  
**Total reimbursable: 1,708.83**  
**Remaining reimbursable balance: \$791.17**

**Current Permit fees owed: \$0.00**  
**Previous permit reimbursed: \$2,581.00**  
**Total Permit Fees: \$2,581.00**



**INVOICE FOR PROFESSIONAL SERVICES**  
**19005 - 17 INV**

June 30, 2020

Amos Byington  
 Harris County ESD No. 1  
 2800 Aldine Bender Road Suite A  
 Houston, TX 77032

RE: Harris County ESD No. 1 EMS Station No. 97

**For Professional Services through 65% Construction Administration**  
 Estimated Fee - \$100,800.00

| Phase                       | % of Fee | Total Fee by Phase   | % Comp | Fee Earned          | Less Prev. Invoiced | Due This Invoice   |
|-----------------------------|----------|----------------------|--------|---------------------|---------------------|--------------------|
| Programming                 | 5        | \$ 5,040.00          | 100%   | \$ 5,040.00         | \$ 5,040.00         | \$ -               |
| Schematic Design            | 10       | \$ 10,080.00         | 100%   | \$ 10,080.00        | \$ 10,080.00        | \$ -               |
| Design Development          | 10       | \$ 10,080.00         | 100%   | \$ 10,080.00        | \$ 10,080.00        | \$ -               |
| Construction Documents      | 30       | \$ 30,240.00         | 100%   | \$ 30,240.00        | \$ 30,240.00        | \$ -               |
| Bidding                     | 5        | \$ 5,040.00          | 100%   | \$ 5,040.00         | \$ 5,040.00         | \$ -               |
| Construction Administration | 40       | \$ 40,320.00         | 65%    | \$ 26,208.00        | \$ 20,160.00        | \$ 6,048.00        |
| <b>Total</b>                |          | <b>\$ 100,800.00</b> |        | <b>\$ 86,688.00</b> | <b>\$ 80,640.00</b> | <b>\$ 6,048.00</b> |

**Reimbursable Expenses(Not included in above amount)**

|                     |   |    |                 |
|---------------------|---|----|-----------------|
| In-House Printing - | = | \$ | -               |
| 8 1/2 x 11 -        | = | \$ | -               |
| 11x17 -             | = | \$ | -               |
| Thomas Printworks   | = | \$ | -               |
|                     | = | \$ | -               |
|                     | = | \$ | -               |
|                     | = | \$ | -               |
| Subtotal            | = | \$ | -               |
| <b>Amount Due</b>   | = | \$ | <b>6,048.00</b> |

**(We appreciate your business!)**

**\*\* Reimbursable Expenses are limited to \$2,500.00 excluding Permit Fees\*\***

**Current reimbursable owed: \$0.00**  
**Total Previously Invoiced \$356.60**  
**Total reimbursable: 1,708.83**  
**Remaining reimbursable balance: \$791.17**

**Current Permit fees owed: \$0.00**  
**Previous permit reimbursed: \$2,581.00**  
**Total Permit Fees: \$2,581.00**



AG|CM, Inc.  
 1101 Ocean Dr.  
 P.O. Box 2682  
 Corpus Christi, TX 78403  
 361-882-0469

Harris County Emergency Svc District #1  
 Attn: Jeremy Hyde  
 2800 Aldine Bender Rd.  
 Houston, TX 77032

Invoice number 7755  
 Date 07/08/2020

Project **16-036P Harris County ESD #1 Support Services**

Billing Period 06/01/2020 - 06/28/2020

**Invoice Summary**

| Description                          | Contract Amount | Total Billed | Prior Billed | Current Billed | Remaining | Percent Complete |
|--------------------------------------|-----------------|--------------|--------------|----------------|-----------|------------------|
| <b>PROJECT MANAGEMENT SUPPORT</b>    | 245,748.35      | 245,748.86   | 245,748.86   | 0.00           | -0.51     | 100.00           |
| <b>REIMBERSABLE EXPENSES AT 1.10</b> |                 |              |              |                |           |                  |
| <b>CONSULTANTS</b>                   | 131,155.27      | 131,155.27   | 127,845.61   | 3,309.66       | 0.00      | 100.00           |
| <b>EXPENSES</b>                      | 1,870.06        | 0.00         | 0.00         | 0.00           | 1,870.06  | 0.00             |
| Subtotal                             | 133,025.33      | 131,155.27   | 127,845.61   | 3,309.66       | 1,870.06  | 98.59            |
| <b>CREDIT - OVER CONTRACT</b>        | 0.00            | -0.51        | -0.51        | 0.00           | 0.51      | 0.00             |
| Total                                | 378,773.68      | 376,903.62   | 373,593.96   | 3,309.66       | 1,870.06  | 99.51            |

**Professional Fees**

|                                      | Units | Rate      | Billed Amount   |
|--------------------------------------|-------|-----------|-----------------|
| Mechanical Consultant                |       |           |                 |
| Rice & Gardner Consultants, Inc.     | 1.00  | 1,989.658 | 1,989.66        |
| Other Consultant                     |       |           |                 |
| Honesty Environmental Services, Inc. | 1.00  | 1,320.00  | 1,320.00        |
| Professional Fees subtotal           |       |           | 3,309.66        |
| Invoice total                        |       |           | <b>3,309.66</b> |

**Aging Summary**

| Invoice Number | Invoice Date | Outstanding | Current  | Over 30 | Over 60 | Over 90 | Over 120 |
|----------------|--------------|-------------|----------|---------|---------|---------|----------|
| 7755           | 07/08/2020   | 3,309.66    | 3,309.66 |         |         |         |          |
|                | Total        | 3,309.66    | 3,309.66 | 0.00    | 0.00    | 0.00    | 0.00     |

Approved by:

Martin J. Schmitt  
Vice President - East Texas

**Invoice Supporting Detail**

16-036P Harris County ESD #1 Support Services  
 PROJECT MANAGEMENT SUPPORT  
 Original Phase 1: A/E Selection

Phase Status: Active

Billing Cutoff: 06/28/2020

| Date | Units | Rate | Amount |
|------|-------|------|--------|
|------|-------|------|--------|

WIP Status:

|          |      |
|----------|------|
| Subtotal | 0.00 |
| total    | 0.00 |

PROJECT MANAGEMENT SUPPORT  
 Admendment #1 Phase 1: A/E Selection - Contract Review

Phase Status: Active

Billing Cutoff: 06/28/2020

| Date | Units | Rate | Amount |
|------|-------|------|--------|
|------|-------|------|--------|

WIP Status:

|          |      |
|----------|------|
| Subtotal | 0.00 |
| total    | 0.00 |

PROJECT MANAGEMENT SUPPORT  
 Original Design/Procurement/Pre-Construction Phase

Phase Status: Active

Billing Cutoff: 06/28/2020

| Date | Units | Rate | Amount |
|------|-------|------|--------|
|------|-------|------|--------|

WIP Status:

|          |      |
|----------|------|
| Subtotal | 0.00 |
| total    | 0.00 |

PROJECT MANAGEMENT SUPPORT  
 Preconstruction & Design

Phase Status: Active

Billing Cutoff: 06/28/2020

| Date | Units | Rate | Amount |
|------|-------|------|--------|
|------|-------|------|--------|

WIP Status:

|          |      |
|----------|------|
| Subtotal | 0.00 |
| total    | 0.00 |

PROJECT MANAGEMENT SUPPORT  
 Construction Management CY 2018

Phase Status: Work Hold

Billing Cutoff: 06/28/2020

| Date | Units | Rate | Amount |
|------|-------|------|--------|
|------|-------|------|--------|

WIP Status:

|          |      |
|----------|------|
| Subtotal | 0.00 |
| total    | 0.00 |

PROJECT MANAGEMENT SUPPORT  
 Construction Management CY 2019

Phase Status: Active

Billing Cutoff: 06/28/2020

| Date | Units | Rate | Amount |
|------|-------|------|--------|
|------|-------|------|--------|

WIP Status:

|          |      |
|----------|------|
| Subtotal | 0.00 |
|----------|------|

**Invoice Supporting Detail**

16-036P Harris County ESD #1 Support Services  
 PROJECT MANAGEMENT SUPPORT  
 Construction Management CY 2019

Phase Status: Active

Billing Cutoff: 06/28/2020

| Date  | Units | Rate | Amount |
|-------|-------|------|--------|
| total |       |      | 0.00   |

PROJECT MANAGEMENT SUPPORT  
 Radio Tower Change Order

Phase Status: Active

Billing Cutoff: 06/28/2020

WIP Status:

| Date     | Units | Rate | Amount |
|----------|-------|------|--------|
| Subtotal |       |      | 0.00   |
| total    |       |      | 0.00   |

Reimbursable Expenses at 1.10  
 Consultants

Phase Status: Active

Billing Cutoff: 06/28/2020

**Consultant**

WIP Status: Billable

Honesty Environmental Services, Inc.  
 Other Consultant

| Date       | Units | Rate     | Amount   |
|------------|-------|----------|----------|
| 06/16/2020 | 1.00  | 1,320.00 | 1,320.00 |
| Subtotal   |       |          | 1,320.00 |

Rice & Gardner Consultants, Inc.  
 Mechanical Consultant

|                  |      |          |          |
|------------------|------|----------|----------|
| 05/31/2020       | 1.00 | 1,989.66 | 1,989.66 |
| Subtotal         |      |          | 1,989.66 |
| Consultant total |      |          | 3,309.66 |

Reimbursable Expenses at 1.10  
 Expenses

Phase Status: Active

Billing Cutoff: 06/28/2020

WIP Status:

| Date     | Units | Rate | Amount |
|----------|-------|------|--------|
| Subtotal |       |      | 0.00   |
| total    |       |      | 0.00   |

Credit - over contract

Phase Status: Active

Billing Cutoff: 06/28/2020

WIP Status:

| Date     | Units | Rate | Amount |
|----------|-------|------|--------|
| Subtotal |       |      | 0.00   |
| total    |       |      | 0.00   |



**Invoice Supporting Detail**

**Invoice Summary**

|                   | <b>Contract</b> | <b>Billed</b> | <b>%</b> | <b>Remaining</b> | <b>%</b> |
|-------------------|-----------------|---------------|----------|------------------|----------|
| <b>Labor</b>      | 245,748.35      | 242,805.79    | 99       | 2,942.56         | 1        |
| <b>Expense</b>    | 1,870.06        | 1,870.06      | 100      |                  |          |
| <b>Consultant</b> | 131,155.27      | 132,227.77    | 101      | -1,072.50        | -1       |
| <b>Total</b>      | 378,773.68      | 376,903.62    | 100      | 1,870.06         | 0        |



# Invoice

6161 Savoy, Suite 1212  
 Houston, TX 77036  
 Phone: (713) 482-2300  
 Fax: (713) 482-2314

Date: 5/31/2020  
 Invoice #: 2334

Project: 18.012 - HC ESD 92 & 94

Spencer Clark  
 AGCM, Inc.  
 9950 Westpark Dr.  
 Suite 300  
 Houston, Texas 77063

| Description                                                                                                                                           | Total Fee | Prior Billing | Curr %                        | Total % | Amount Due |
|-------------------------------------------------------------------------------------------------------------------------------------------------------|-----------|---------------|-------------------------------|---------|------------|
| Design Phase                                                                                                                                          | 10,766.00 | 10,766.00     | 0.00%                         | 100.00% | 0.00       |
| Construction Phase                                                                                                                                    | 25,122.00 | 22,609.80     | 7.20%                         | 97.20%  | 1,808.78   |
| Direct all questions to Accounting:<br>E-mail: <a href="mailto:mayra.ramos@ricegardner.com">mayra.ramos@ricegardner.com</a><br>Direct: (713) 482-2340 |           |               | <b>Balance Due</b> \$1,808.78 |         |            |
| <b>Make all checks payable to Rice &amp; Gardner Consultants, Inc.</b><br><b>Thank you for your business.</b>                                         |           |               |                               |         |            |

# Invoice



Honesty Environmental Services, Inc.  
 6741 B Satsuma Drive  
 Houston, Texas 77041  
 (713) 856-5354 \* (713) 856-8281 Fax  
 TOLL (888) 887-0112

|           |             |
|-----------|-------------|
| DATE      | INVOICE NO. |
| 6/16/2020 | 104643      |

**BILL TO**

AGCM, Inc.  
 Attn: Accounts Payable  
 3200 Wilcrest Drive, Suite 100  
 Houston, Texas 77063

|                 |        |           |               |
|-----------------|--------|-----------|---------------|
| P.O. NO.        | TERMS  | DUE DATE  | PROJECT NO.   |
| HES 20-325-050R | Net 30 | 7/16/2020 | 20-1772-11326 |

| ITEM          | DESCRIPTION                                                                                                                                                                                                                                                                                                                                                                                        | QTY | RATE     | AMOUNT   |
|---------------|----------------------------------------------------------------------------------------------------------------------------------------------------------------------------------------------------------------------------------------------------------------------------------------------------------------------------------------------------------------------------------------------------|-----|----------|----------|
| Asbestos Surv | Asbestos Testing and Investigation Services Performed at the Former EMS Facility<br>Located at 6310 Aldine Bender Road in Humble, Texas 77396.<br><br>HES Proposal No. 20-325-050R<br>Services Requested By Mr. Michael Medwedoff<br><br>Limited Asbestos Sampling and Investigation Services Performed by DSHS<br>Licensed Asbestos Inspector Mohammed Hussein on June 10, 2020<br><br>Thank You! | 1   | 1,200.00 | 1,200.00 |

|                              |              |            |
|------------------------------|--------------|------------|
| Thank you for your business. | <b>Total</b> | \$1,200.00 |
|------------------------------|--------------|------------|

TERMS: NET 30 DAYS. A SERVICE CHARGE OF 1.5% PER MONTH, WHICH IS AN ANNUAL PERCENTAGE RATE OF 18% WILL BE ADDED TO ALL PAST DUE ACCOUNTS.



AGCM, Inc.  
 1101 Ocean Dr.  
 P.O. Box 2682  
 Corpus Christi, TX 78403  
 361-882-0469

Harris County Emergency Svc District #1  
 Attn: Jeremy Hyde  
 2800 Aldine Bender Rd.  
 Houston, TX 77032

Invoice number 7764  
 Date 07/09/2020

Project 18-060P Harris County ESD#1 - Station 97

Billing Period 06/01/2020 - 06/28/2020

**Invoice Summary**

| Description                          | Contract Amount | Total Billed | Prior Billed | Current Billed | Remaining  | Percent Complete |
|--------------------------------------|-----------------|--------------|--------------|----------------|------------|------------------|
| <b>PROJECT MANAGEMENT SUPPORT</b>    | 188,860.00      | 116,788.90   | 106,088.90   | 10,700.00      | 72,071.10  | 61.84            |
| <b>REIMBERSABLE EXPENSES AT 1.10</b> |                 |              |              |                |            |                  |
| <b>CONSULTANTS</b>                   | 103,250.00      | 27,216.89    | 26,776.89    | 440.00         | 76,033.11  | 26.36            |
| <b>EXPENSES</b>                      | 0.00            | 4,556.96     | 4,556.96     | 0.00           | -4,556.96  | 0.00             |
| Subtotal                             | 103,250.00      | 31,773.85    | 31,333.85    | 440.00         | 71,476.15  | 30.77            |
| Total                                | 292,110.00      | 148,562.75   | 137,422.75   | 11,140.00      | 143,547.25 | 50.86            |

**Professional Fees**

|                                  | Units | Rate   | Billed Amount    |
|----------------------------------|-------|--------|------------------|
| Mechanical Consultant            |       |        |                  |
| Rice & Gardner Consultants, Inc. | 1.00  | 440.00 | 440.00           |
| Invoice total                    |       |        | <b>11,140.00</b> |

**Aging Summary**

| Invoice Number | Invoice Date | Outstanding | Current   | Over 30 | Over 60 | Over 90 | Over 120 |
|----------------|--------------|-------------|-----------|---------|---------|---------|----------|
| 7764           | 07/09/2020   | 11,140.00   | 11,140.00 |         |         |         |          |
| Total          |              | 11,140.00   | 11,140.00 | 0.00    | 0.00    | 0.00    | 0.00     |

Approved by:

Martin J. Schmitt  
 Vice President - East Texas

**Invoice Supporting Detail**

18-060P Harris County ESD#1 - Station 97

**PROJECT MANAGEMENT SUPPORT**

Phase 1: A/E Selection

Original Phase 1: A/E Selection / Design/Procurement/Pre-Construction Phase

Phase Status: Work Hold

Billing Cutoff: 06/28/2020

| Date | Units | Rate | Amount |
|------|-------|------|--------|
|------|-------|------|--------|

WIP Status:

|          |  |  |      |
|----------|--|--|------|
| Subtotal |  |  | 0.00 |
| total    |  |  | 0.00 |

**PROJECT MANAGEMENT SUPPORT**

Phase 2: Construction Management

Phase Status: Active

| Contract | Previously Billed |            |        | To Bill |           |       |   |           |
|----------|-------------------|------------|--------|---------|-----------|-------|---|-----------|
|          | Units             | Amount     | Units  | %       | Amount    | Units | % | Amount    |
| Labor    | 14.00             | 149,800.00 | 335.25 | 33      | 49,182.50 | 1.00  | 7 | 10,700.00 |
| Subtotal |                   | 149,800.00 | 335.25 | 33      | 49,182.50 | 1.00  | 7 | 10,700.00 |

Billing Cutoff: 06/28/2020

| Date | Units | Rate | Amount |
|------|-------|------|--------|
|------|-------|------|--------|

**Labor**

WIP Status: Billable

Project Principal

Martin J. Schmitt

Billable Time 06/03/2020 1.00 150.00 150.00

*Project update meeting*

Subtotal 1.00 150.00

Project Manager

Michael D. Medwedeff

Billable Time 06/01/2020 1.00 130.00 130.00

*Project updates for EMS 97.*

Billable Time 06/02/2020 0.50 130.00 65.00

*Pay App formatting.*

Billable Time 06/03/2020 1.25 130.00 162.50

*EMS 97 Procure and Talk with Melvin.*

Billable Time 06/04/2020 2.00 130.00 260.00

*General Project Management.*

Billable Time 06/05/2020 1.25 130.00 162.50

*Coordination with Heather from ESD1*

Billable Time 06/08/2020 4.50 130.00 585.00

*Prep for Onsite walk through. Coordination with Melvin.*

Billable Time 06/09/2020 1.00 130.00 130.00

Billable Time 06/10/2020 8.00 130.00 1,040.00

*Finish Boards. On-site walk through with HCESD-1 for layout vs. furniture plan.*

Billable Time 06/11/2020 5.00 130.00 650.00

*Record of added items from walk through yesterday.*

Billable Time 06/12/2020 2.00 130.00 260.00

*EMS 97 - Commissioning Meeting Coordination.*

Billable Time 06/15/2020 2.50 130.00 325.00

*Coordination with Melvin. Deliverables to Owner.*

**Invoice Supporting Detail**

18-060P Harris County ESD#1 - Station 97  
 PROJECT MANAGEMENT SUPPORT  
 Phase 2: Construction Management

Phase Status: Active

Billing Cutoff: 06/28/2020

| Date | Units | Rate | Amount |
|------|-------|------|--------|
|------|-------|------|--------|

**Labor**

WIP Status: Billable

Project Manager

Michael D. Medwedeff

Billable Time 06/16/2020 5.00 130.00 650.00

*EMS 97 Commissioning Kickoff Meeting.*

Billable Time 06/17/2020 3.00 130.00 390.00

*Running of Finish Board to Jeremy. ESD Board meeting prep.*

Billable Time 06/18/2020 2.00 130.00 260.00

*Walk through with Melvin.*

Billable Time 06/19/2020 4.50 130.00 585.00

*Owner Training.*

Billable Time 06/24/2020 0.75 130.00 97.50

*Board Meeting Preparation.*

Subtotal 44.25 5,752.50

Troy J. Byington

Billable Time 06/02/2020 0.25 150.00 37.50

*design team pay application spreadsheet*

Subtotal 0.25 37.50

Labor total 45.50 5,940.00

**Reimbursable Expenses at 1.10  
 Consultants**

Phase Status: Active

Billing Cutoff: 06/28/2020

| Date | Units | Rate | Amount |
|------|-------|------|--------|
|------|-------|------|--------|

**Consultant**

WIP Status: Billable

Rice & Gardner Consultants, Inc.

Mechanical Consultant 06/28/2020 1.00 440.00 440.00

Subtotal 1.00 440.00

Consultant total 1.00 440.00

**Reimbursable Expenses at 1.10  
 Expenses**

Phase Status: Active

Billing Cutoff: 06/28/2020

| Date | Units | Rate | Amount |
|------|-------|------|--------|
|------|-------|------|--------|

WIP Status:

Subtotal 0.00

total 0.00

**Invoice Supporting Detail**

**Invoice Summary**

|                   | <b>Contract</b> | <b>Billed</b> | <b>%</b> | <b>Remaining</b> | <b>%</b> |
|-------------------|-----------------|---------------|----------|------------------|----------|
| <b>Labor</b>      | 188,860.00      | 116,788.90    | 62       | 72,071.10        | 38       |
| <b>Expense</b>    |                 | 4,556.96      |          | -4,556.96        |          |
| <b>Consultant</b> | 103,250.00      | 27,216.89     | 26       | 76,033.11        | 74       |
| <b>Total</b>      | 292,110.00      | 148,562.75    | 51       | 143,547.25       | 49       |



# Invoice

6161 Savoy, Suite 1212  
 Houston, TX 77036  
 Phone: (713) 482-2300  
 Fax: (713) 482-2314

Date: 12/31/2019  
 Invoice #: 2234

Project: 19.004 HC ESD 97

Spencer Clark  
 AGCM, Inc.  
 9950 Westpark Dr.  
 Suite 300  
 Houston, Texas 77063

| Description                                                                                                                                           | Total Fee | Prior Billing | Curr % | Total % | Amount Due                  |
|-------------------------------------------------------------------------------------------------------------------------------------------------------|-----------|---------------|--------|---------|-----------------------------|
| Equipment & Systems to be Commissioned                                                                                                                |           |               |        |         | 0.00                        |
| Design Phase                                                                                                                                          | 2,000.00  | 1,600.00      | 20.00% | 100.00% | 400.00                      |
| Construction phase                                                                                                                                    | 6,500.00  |               | 0.00%  | 0.00%   | 0.00                        |
| Direct all questions to Accounting:<br>E-mail: <a href="mailto:mayra.ramos@ricegardner.com">mayra.ramos@ricegardner.com</a><br>Direct: (713) 482-2340 |           |               |        |         | <b>Balance Due</b> \$400.00 |
| <b>Make all checks payable to Rice &amp; Gardner Consultants, Inc.</b><br><b>Thank you for your business.</b>                                         |           |               |        |         |                             |





DE LAGE LANDEN PUBLIC FINANCE LLC  
 P.O. BOX 41602  
 PHILADELPHIA, PA 19101-1602

HARRIS CO EMERGENCY SVS  
 ATTN AP  
 2800 ALDINE BENDER RD  
 HOUSTON TX 77032-3502

**REMITTANCE SECTION**

Invoice Number: 68542645  
 Due Date: 07/15/2020  
 Due This Period: \$36,939.53

**Amount Enclosed:** \$ \_\_\_\_\_

Please make check payable to:

DE LAGE LANDEN PUBLIC FINANCE LLC  
 P.O. BOX 41602  
 PHILADELPHIA, PA 19101-1602



2100000685426450036939531

Detach here. Please include the top payment coupon with your payment. Please allow 5-7 days for U.S. Postal Service delivery.



DE LAGE LANDEN PUBLIC FINANCE LLC  
 P.O. BOX 41602  
 PHILADELPHIA, PA 19101-1602

[WWW.LESSEEDIRECT.COM](http://WWW.LESSEEDIRECT.COM)

Contract Number: 803-0002145-000  
 Invoice Number: 68542645  
 Account Number: 234825  
 Site Number: 1334834  
 Invoice Date: 06/20/2020  
 Period of Performance: 06/15/2020-07/14/2020  
 Due This Period: \$36,939.53

**IMPORTANT MESSAGES**

\*Please review your equipment location(s) for tax purposes.

**Visit WWW.LESSEEDIRECT.COM**

Did you know you can...

- ✓ View copies of your contract and open invoices
- ✓ Enroll in paperless invoicing
- ✓ Make a payment
- ✓ Set up automated/recurring payments

See Reverse For Important Information

**INVOICE DETAILS**

| Description         | Payment Amount | Tax    | Total Amount | Applied Amount | Remaining Amount Due |
|---------------------|----------------|--------|--------------|----------------|----------------------|
| PAYMENT             | \$36,939.53    | \$0.00 | \$36,939.53  | \$0.00         | \$36,939.53          |
| Billed this Invoice | \$36,939.53    | \$0.00 | \$36,939.53  | \$0.00         | \$36,939.53          |

(Please see the following pages for details.)

---

## Contact Us



**WWW.LESSEEDIRECT.COM**

- ✓ View contract and invoice copies
- ✓ View open balances and a Pay History of your contract
- ✓ Enroll in Paperless
- ✓ Update your insurance
- ✓ Update your Billing or Asset Address
- ✓ Enroll in Direct Debit



### Correspondence Address

DE LAGE LANDEN PUBLIC FINANCE LLC  
1111 OLD EAGLE SCHOOL RD  
WAYNE, PA 19087-1453

\*Please provide your contract number



### Customer Service

800-736-0220

---

## Important Reminder

Enclose remittance slip with your check and send it to the address on the reverse side to ensure accurate and timely processing of your payment. **Please remit payments at least 5 days prior to due date. Please record your Invoice number on the check.**

---

## Explanation of Charges

It is important to us that you understand the charges on your invoice. Please refer to this guide for assistance.

1. DOCUMENTATION/ORIGINATION FEE – A one-time fee assessed on new transactions to cover our expenses for preparing financing statements and other documentation costs.
2. INTERIM PAYMENT – A charge to account for the partial month, prior to the first full billing cycle, calculated per the terms and conditions in the contract.
3. INSURANCE CHARGE – A charge due each billing period as the result of the equipment being insured by the lessor against theft or damage.
4. PAYMENT – Amount due each billing period in accordance with the terms of the contract.
5. LATE FEE – Assessed when a payment is not received by its due date, as provided by the contract.
6. FINANCE CHARGE – Assessed when a payment is not received and is over thirty (30) days past its due date.
7. PROPERTY TAX – The lessor, as the owner of the equipment, is assessed and pays property tax to the appropriate taxing authority on an annual basis. Per the contract, the Lessee has agreed to reimburse the Lessor for all property taxes paid on their behalf plus reasonable administrative costs. For questions about taxes, call the Customer Service number above.
8. RETURNED CHECK FEE – Assessed each time a check is returned for any reason.
9. CUSTOMER SERVICE FEE – Assessed when a request for an amortization schedule, an invoice copy, a pay history or additional contract copy is requested.
10. ACCOUNT SUMMARY – Overview of prior billed invoices for which a partial or no payment was received at the time the current invoice was printed.
11. TAX OR LESSOR SURCHARGE – Taxes due in accordance with the tax laws of the state(s) where the equipment is located. For tax related questions, call the Customer Service number above.

# Equi-Tax Inc.

# Invoice

Suite 200  
17111 Rolling Creek Drive  
Houston Texas 77090  
281-444-4866

| DATE      | INVOICE # |
|-----------|-----------|
| 7/24/2020 | 55683     |

| BILL TO                                                                                     |
|---------------------------------------------------------------------------------------------|
| Harris County Emergency Services<br>District 1<br>2800 Aldine Bender Rd<br>Houston TX 77032 |

| DESCRIPTION                                                                                                                     | AMOUNT   |
|---------------------------------------------------------------------------------------------------------------------------------|----------|
| Annual Fee - 2019 True-Up<br>Roll verified in March 2020                                                                        | 3,200.00 |
| Invoice emailed to Melissa Morton at <a href="mailto:melissacpa@themortonassociates.com">melissacpa@themortonassociates.com</a> |          |

|              |                   |
|--------------|-------------------|
| <b>Total</b> | <b>\$3,200.00</b> |
|--------------|-------------------|



---

P. O. Box 1587, Pearland, TX 77588 \* (281) 997-2640 \* Fax (281) 485-4702

June 29, 2020

Harris Co. Emergency Corps.  
2800 Aldine Bender Rd.  
Houston, TX 77023

Attention: Willie Sanders  
[tsanders@hcec.com](mailto:tsanders@hcec.com)

RE: 2800 Aldine Bender / Paint Tilt Walls  
CM Job #3920

**Invoice # 2020-157**

Labor, materials & equipment used to do the following work:

|                                                                           |                    |
|---------------------------------------------------------------------------|--------------------|
| Paint exterior tilt wall surfaces.                                        | \$48,281.00        |
| Alternate Add #1 – Upgrade to Sherwin Williams<br>SuperPaint Satin Finish | <u>3,250.00</u>    |
| Total Invoice                                                             | <u>\$51,531.00</u> |

Thank you,  
Justin Davis  
President

# Reimbursement Report

**Employee**

Name: Fred A. Scibuola  
 SSN: 562-48-4814  
 Dept: ?

Emp #: ?  
 Position: Commissioner  
 Manager: ?

**Pay Period**

From 6/24/2020  
 To 7/21/2020

| Date                                      | Account | Description                                    | Lodging | Transport | Fuel | Meals | Phone | Other | TOTAL        |
|-------------------------------------------|---------|------------------------------------------------|---------|-----------|------|-------|-------|-------|--------------|
| 6/30/2020                                 |         | Board Meeting                                  | \$ -    |           |      |       |       |       | \$ 150.00    |
| 7/2/2020                                  |         | Enrolled on Prosperity Bank - Approved         |         |           |      |       |       |       | \$ 150.00    |
| 7/3/2020                                  |         | Verified with Melissa that we were operational |         |           |      |       |       |       | \$ 150.00    |
| 7/17/2020                                 |         | Phone Meeting With Jermey regarding #97        |         |           |      |       |       |       | \$ 150.00    |
|                                           |         |                                                |         |           |      |       |       |       |              |
|                                           |         |                                                |         |           |      |       |       |       |              |
|                                           |         |                                                |         |           |      |       |       |       |              |
|                                           |         |                                                |         |           |      |       |       |       |              |
|                                           |         |                                                |         |           |      |       |       |       |              |
|                                           |         |                                                |         |           |      |       |       |       |              |
|                                           |         |                                                |         |           |      |       |       |       |              |
|                                           |         |                                                |         |           |      |       |       |       |              |
|                                           |         |                                                |         |           |      |       |       |       |              |
|                                           |         |                                                |         |           |      |       |       |       |              |
|                                           |         |                                                |         |           |      |       |       |       |              |
|                                           |         |                                                |         |           |      |       |       |       |              |
|                                           |         |                                                |         |           |      |       |       |       |              |
|                                           |         |                                                |         |           |      |       |       |       |              |
|                                           |         |                                                |         |           |      |       |       |       |              |
|                                           |         |                                                |         |           |      |       |       |       |              |
|                                           |         |                                                |         |           |      |       |       |       |              |
|                                           |         |                                                |         |           |      |       |       |       |              |
|                                           |         |                                                |         |           |      |       |       |       |              |
|                                           |         |                                                |         |           |      |       |       |       |              |
| Employee Signature: <i>F. A. Scibuola</i> |         |                                                |         |           |      |       |       |       |              |
| <b>Approved by:</b>                       |         |                                                |         |           |      |       |       |       |              |
|                                           |         |                                                |         |           |      |       |       |       | Sub Total    |
|                                           |         |                                                |         |           |      |       |       |       | Advances     |
|                                           |         |                                                |         |           |      |       |       |       | <b>TOTAL</b> |
|                                           |         |                                                |         |           |      |       |       |       | \$ 600.00    |
|                                           |         |                                                |         |           |      |       |       |       | \$ 600.00    |

Reimbursement

# Invoice

Page 1/1  
 Invoice 02155  
 Date 6/30/2020



**Harris County Emergency Corps**  
 2800 Aldine Bender Road  
 Houston TX 77032

**Bill To:** Harris County ESD#1  
 2800 Aldine Bender Rd  
 Houston Texas 77032

**Ship To:** Harris County ESD#1  
 2800 Aldine Bender Rd  
 Houston Texas 77032

| Purchase Order No. |         | Customer ID |                  | Salesperson ID                               |          | Payment Terms  | Req Ship Date  | Master No. |
|--------------------|---------|-------------|------------------|----------------------------------------------|----------|----------------|----------------|------------|
|                    |         | H0001       |                  |                                              |          | Due on Receipt | 6/30/2020      | 1,741      |
| Ordered            | Shipped | B/O         | Item Number      | Description                                  | Discount | Unit Price     | Ext. Price     |            |
| 1.00               | 1.00    | 0.00        | 911 SERVICES     | 1871 Responses x \$984.21 - IMX<br>\$431,342 | \$0.00   | \$1,410,115.00 | \$1,410,115.00 |            |
| 1.00               | 1.00    | 0.00        | LEASE PAYMENTS   | Lease payments to ESD1 Bldg/Eq               | \$0.00   | -\$45,553.00   | -\$45,553.00   |            |
| 1.00               | 1.00    | 0.00        | LEASE AMBULANCES | Lease Payments ESD1 ambulances               | \$0.00   | -\$7,000.00    | -\$7,000.00    |            |

|                |                       |
|----------------|-----------------------|
| Subtotal       | \$1,357,562.00        |
| Misc           | \$0.00                |
| Tax            | \$0.00                |
| Freight        | \$0.00                |
| Trade Discount | \$0.00                |
| <b>Total</b>   | <b>\$1,357,562.00</b> |



# AIA Document G702® - 1992

## Application and Certificate for Payment

**TO OWNER:** Harris County ESD # 1  
2800 Aldine Bender Rd.  
Houston, TX 77032

**PROJECT:** EMS Station 97  
15600 Woodland Hills Dr.  
Humble, TX 77346

**FROM:** Construction Masters of Houston, Inc. VIA  
CONTRACTOR: P. O. Box 1587 ARCHITECT:  
Pearland, TX 77588

**APPLICATION NO:** 007  
**PERIOD TO:** June 26, 2020  
**CONTRACT FOR:** General Construction  
**CONTRACT DATE:** October 07, 2019  
**PROJECT NOS:** / 5919 /

**Distribution to:**  
OWNER:  ARCHITECT:   
CONTRACTOR:  FIELD:   
OTHER:

### CONTRACTOR'S APPLICATION FOR PAYMENT

Application is made for payment, as shown below, in connection with the Contract Continuation Sheet, AIA Document G703, is attached.

|                                                                    |                |
|--------------------------------------------------------------------|----------------|
| 1. ORIGINAL CONTRACT SUM .....                                     | \$1,819,000.00 |
| 2. NET CHANGE BY CHANGE ORDERS .....                               | -\$55,000.00   |
| 3. CONTRACT SUM TO DATE (Line 1 ± 2) .....                         | \$1,764,000.00 |
| 4. TOTAL COMPLETED & STORED TO DATE (Column G on G703) .....       | \$967,916.49   |
| 5. RETAINAGE:                                                      |                |
| a. 5.00 % of Completed Work<br>(Column D + E on G703)              | \$48,395.82    |
| b. 5.00 % of Stored Material<br>(Column F on G703)                 | \$0.00         |
| Total Retainage (Lines 5a + 5b or Total in Column I of G703) ..... | \$48,395.82    |
| 6. TOTAL EARNED LESS RETAINAGE .....                               | \$919,520.67   |
| (Line 4 Less Line 5 Total)                                         |                |
| 7. LESS PREVIOUS CERTIFICATES FOR PAYMENT .....                    | \$756,791.55   |
| (Line 6 from prior Certificate)                                    |                |
| 8. CURRENT PAYMENT DUE .....                                       | \$162,729.12   |
| 9. BALANCE TO FINISH, INCLUDING RETAINAGE<br>(Line 3 less Line 6)  | \$844,479.33   |

| CHANGE ORDER SUMMARY                               | ADDITIONS | DEDUCTIONS   |
|----------------------------------------------------|-----------|--------------|
| Total changes approved in previous months by Owner | \$0.00    | \$55,000.00  |
| Total approved this Month                          | \$0.00    | \$0.00       |
| TOTALS                                             | \$0.00    | \$55,000.00  |
| NET CHANGES by Change Order                        |           | -\$55,000.00 |

The undersigned Contractor certifies that to the best of the Contractor's knowledge, information and belief the Work covered by this Application for Payment has been completed in accordance with the Contract Documents, that all amounts have been paid by the Contractor for Work for which previous Certificates for Payment were issued and payments received from the Owner, and that current payment shown herein is now due.

**CONTRACTOR:** \_\_\_\_\_ Date: June 26, 2020

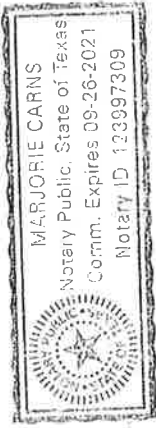
By: \_\_\_\_\_

State of: Texas

County of: Brazoria

Subscribed and sworn to before me this 26 day of June, 2020

Notary Public: Marjorie Carns / (409) 536-2620  
My Commission expires: September 26, 2021



### ARCHITECT'S CERTIFICATE FOR PAYMENT

In accordance with the Contract Documents, based on on-site observations and the data comprising this application, the Architect certifies to the Owner that to the best of the Architect's knowledge, information and belief the Work has progressed as indicated, the quality of the Work is in accordance with the Contract Documents, and the Contractor is entitled to payment of the AMOUNT CERTIFIED.

**AMOUNT CERTIFIED** ..... \$162,729.12  
(Attach explanation if amount certified differs from the amount applied. Initial all figures on this Application and on the Continuation Sheet that are changed to conform with the amount certified.)

**ARCHITECT:** \_\_\_\_\_

By: \_\_\_\_\_ Date: \_\_\_\_\_

This Certificate is not negotiable. The AMOUNT CERTIFIED is payable only to the Contractor named herein. Issuance, payment and acceptance of payment are without prejudice to any rights of the Owner or Contractor under this Contract.



# AIA Document G703<sup>®</sup> - 1992

## Continuation Sheet

AIA Document, G702<sup>®</sup>-1992, Application and Certification for Payment, or G736<sup>™</sup>-2009, Project Application and Project Certificate for Payment, Construction Manager as Adviser Edition, containing Contractor's signed certification is attached.

In tabulations below, amounts are in US dollars.

Use Column I on Contracts where variable retainage for line items may apply.

APPLICATION NO: 007

APPLICATION DATE: June 26, 2020

PERIOD TO: June 26, 2020

ARCHITECT'S PROJECT NO: EMS Station 97

| A<br>ITEM NO. | B<br>DESCRIPTION OF WORK        | C<br>SCHEDULED VALUE | D<br>WORK COMPLETED               |             | E<br>THIS PERIOD | F<br>MATERIALS PRESENTLY STORED (NOT IN D OR E) | G<br>TOTAL COMPLETED AND STORED TO DATE (D + E + F) | H<br>BALANCE TO FINISH (C - G) | I<br>RETAINAGE (IF VARIABLE RATE) |
|---------------|---------------------------------|----------------------|-----------------------------------|-------------|------------------|-------------------------------------------------|-----------------------------------------------------|--------------------------------|-----------------------------------|
|               |                                 |                      | FROM PREVIOUS APPLICATION (D + E) | THIS PERIOD |                  |                                                 |                                                     |                                |                                   |
| 1.01          | Owner's Contingency Allowance   | 45,414.00            | 0.00                              | 0.00        | 0.00             | 0.00                                            | 0.00                                                | 45,414.00                      | 0.00                              |
| 1.01a         | AER-OC-01 - Door Hardware       | 3,255.00             | 0.00                              | 0.00        | 0.00             | 0.00                                            | 0.00                                                | 3,255.00                       | 0.00                              |
| 1.01b         | AER-OC-02 - Window Coverings    | 250.00               | 0.00                              | 0.00        | 0.00             | 0.00                                            | 0.00                                                | 250.00                         | 0.00                              |
| 1.01c         | AER-OC-03 - Door & Wall Changes | 6,081.00             | 0.00                              | 0.00        | 0.00             | 0.00                                            | 0.00                                                | 6,081.00                       | 0.00                              |
| 1.02          | Material Testing Allowance      | 0.00                 | 0.00                              | 0.00        | 0.00             | 0.00                                            | 0.00                                                | 0.00                           | 0.00                              |
| 1.03          | Utility Services Allowance      | 0.00                 | 0.00                              | 0.00        | 0.00             | 0.00                                            | 0.00                                                | 0.00                           | 0.00                              |
| 1.04          | Site Miscellaneous Allowance    | 0.00                 | 0.00                              | 0.00        | 0.00             | 0.00                                            | 0.00                                                | 0.00                           | 0.00                              |
| 1.05          | Supervision / PM                | 79,587.00            | 41,540.00                         | 7,608.00    | 0.00             | 0.00                                            | 49,148.00                                           | 30,439.00                      | 0.00                              |
| 1.06          | Temporary Utilities             | 8,798.00             | 5,750.00                          | 750.00      | 0.00             | 0.00                                            | 6,500.00                                            | 2,298.00                       | 0.00                              |
| 1.07          | Construction Facilities         | 12,869.00            | 9,000.00                          | 1,500.00    | 0.00             | 0.00                                            | 10,500.00                                           | 2,369.00                       | 0.00                              |
| 1.08          | Dumpsters                       | 9,385.00             | 1,500.00                          | 1,500.00    | 0.00             | 0.00                                            | 3,000.00                                            | 6,385.00                       | 0.00                              |
| 1.09          | Surveying                       | 5,865.00             | 3,700.00                          | 1,200.00    | 0.00             | 0.00                                            | 4,900.00                                            | 965.00                         | 0.00                              |
| 1.10          | Equipment Rental                | 5,865.00             | 0.00                              | 0.00        | 0.00             | 0.00                                            | 0.00                                                | 5,865.00                       | 0.00                              |
| 1.11          | General Labor                   | 6,745.00             | 0.00                              | 1,500.00    | 0.00             | 0.00                                            | 1,500.00                                            | 5,245.00                       | 0.00                              |
| 1.12          | Final Cleaning                  | 2,112.00             | 0.00                              | 0.00        | 0.00             | 0.00                                            | 0.00                                                | 2,112.00                       | 0.00                              |
| 1.13          | BR / GL Insurance               | 21,656.00            | 10,825.00                         | 2,165.00    | 0.00             | 0.00                                            | 12,990.00                                           | 8,666.00                       | 0.00                              |

AIA Document G703<sup>®</sup> - 1992. Copyright © 1963, 1965, 1966, 1967, 1970, 1978, 1983 and 1992 by The American Institute of Architects. All rights reserved. The "American Institute of Architects" "AIA" the AIA Logo, "G703" and "AIA Contract Documents" are registered trademarks and may not be used without permission. This document was produced by AIA software at 09:34:57 ET on 06/26/2020 under Order No.3126274972 which expires on 02/13/2021, is not for resale, is licensed for one-time use only, and may only be used in accordance with the AIA Contract Documents' Terms of Service. To report copyright violations, e-mail copyright@aia.org.

User Notes:

(3B9ADA62)



| A    | B                       | C         | D                                 |                            | E                                          |                                                | F    | G         |                           | H         | I    |
|------|-------------------------|-----------|-----------------------------------|----------------------------|--------------------------------------------|------------------------------------------------|------|-----------|---------------------------|-----------|------|
|      |                         |           | FROM PREVIOUS APPLICATION (D + E) | WORK COMPLETED THIS PERIOD | MATERIALS PRESENTLY STORED (NOT IN D OR E) | TOTAL COMPLETED AND STORED TO DATE (D + E + F) |      | % (G ÷ C) | BALANCE TO FINISH (C - G) |           |      |
| 1.14 | P&P Bonds               | 25,202.00 | 25,202.00                         | 0.00                       | 0.00                                       | 0.00                                           | 0.00 | 25,202.00 | 100.00%                   | 0.00      | 0.00 |
| 2.01 | Earthwork               | 53,961.00 | 47,972.00                         | 0.00                       | 0.00                                       | 0.00                                           | 0.00 | 47,972.00 | 88.90%                    | 5,989.00  | 0.00 |
| 2.02 | SWPPP                   | 5,347.00  | 5,347.00                          | 0.00                       | 0.00                                       | 0.00                                           | 0.00 | 5,347.00  | 100.00%                   | 0.00      | 0.00 |
| 2.03 | Sanitary Sewer          | 17,596.00 | 17,596.00                         | 0.00                       | 0.00                                       | 0.00                                           | 0.00 | 17,596.00 | 100.00%                   | 0.00      | 0.00 |
| 2.04 | Storm Sewer             | 16,423.00 | 16,423.00                         | 0.00                       | 0.00                                       | 0.00                                           | 0.00 | 16,423.00 | 100.00%                   | 0.00      | 0.00 |
| 2.05 | Site Water              | 32,260.00 | 32,260.00                         | 0.00                       | 0.00                                       | 0.00                                           | 0.00 | 32,260.00 | 100.00%                   | 0.00      | 0.00 |
| 2.06 | Parking Lot Accessories | 1,775.00  | 0.00                              | 0.00                       | 0.00                                       | 0.00                                           | 0.00 | 0.00      | 0.00%                     | 1,775.00  | 0.00 |
| 2.07 | Unit Pavers             | 10,210.00 | 0.00                              | 0.00                       | 0.00                                       | 0.00                                           | 0.00 | 0.00      | 0.00%                     | 10,210.00 | 0.00 |
| 2.08 | Irrigation              | 8,212.00  | 0.00                              | 0.00                       | 0.00                                       | 0.00                                           | 0.00 | 0.00      | 0.00%                     | 8,212.00  | 0.00 |
| 2.09 | Landscaping             | 19,737.00 | 0.00                              | 0.00                       | 0.00                                       | 0.00                                           | 0.00 | 0.00      | 0.00%                     | 19,737.00 | 0.00 |
| 2.10 | Fence & Gates           | 12,890.00 | 0.00                              | 0.00                       | 0.00                                       | 0.00                                           | 0.00 | 0.00      | 0.00%                     | 12,890.00 | 0.00 |
| 3.01 | Foundation              | 61,822.00 | 61,822.00                         | 0.00                       | 0.00                                       | 0.00                                           | 0.00 | 61,822.00 | 100.00%                   | 0.00      | 0.00 |
| 3.02 | Paving                  | 57,363.00 | 57,363.00                         | 0.00                       | 0.00                                       | 0.00                                           | 0.00 | 57,363.00 | 100.00%                   | 0.00      | 0.00 |
| 3.03 | Sidewalks               | 12,141.00 | 0.00                              | 12,141.00                  | 0.00                                       | 0.00                                           | 0.00 | 12,141.00 | 100.00%                   | 0.00      | 0.00 |
| 3.04 | Dumpsters               | 5,748.00  | 5,748.00                          | 0.00                       | 0.00                                       | 0.00                                           | 0.00 | 5,748.00  | 100.00%                   | 0.00      | 0.00 |
| 3.05 | Curbs                   | 2,757.00  | 0.00                              | 0.00                       | 0.00                                       | 0.00                                           | 0.00 | 0.00      | 0.00%                     | 2,757.00  | 0.00 |
| 3.06 | Light Pole Bases        | 2,170.00  | 1,000.00                          | 1,170.00                   | 0.00                                       | 0.00                                           | 0.00 | 2,170.00  | 100.00%                   | 0.00      | 0.00 |
| 3.07 | Transformer Pad         | 3,848.00  | 3,848.00                          | 0.00                       | 0.00                                       | 0.00                                           | 0.00 | 3,848.00  | 100.00%                   | 0.00      | 0.00 |
| 3.08 | Special Concrete        |           |                                   |                            |                                            |                                                |      |           |                           |           |      |
|      | Finishes                | 4,956.00  | 0.00                              | 0.00                       | 0.00                                       | 0.00                                           | 0.00 | 0.00      | 0.00%                     | 4,956.00  | 0.00 |
| 4.01 | Masonry                 | 46,923.00 | 0.00                              | 17,120.00                  | 0.00                                       | 0.00                                           | 0.00 | 17,120.00 | 36.49%                    | 29,803.00 | 0.00 |
| 5.01 | PEMB Erection           | 51,146.00 | 44,000.00                         | 0.00                       | 0.00                                       | 0.00                                           | 0.00 | 44,000.00 | 86.03%                    | 7,146.00  | 0.00 |
| 5.02 | Miscellaneous Metals    | 12,142.00 | 5,000.00                          | 0.00                       | 0.00                                       | 0.00                                           | 0.00 | 5,000.00  | 41.18%                    | 7,142.00  | 0.00 |
| 6.01 | Rough Carpentry         | 3,461.00  | 0.00                              | 3,461.00                   | 0.00                                       | 0.00                                           | 0.00 | 3,461.00  | 100.00%                   | 0.00      | 0.00 |
| 6.02 | Millwork Fabrication    | 13,969.00 | 0.00                              | 0.00                       | 0.00                                       | 0.00                                           | 0.00 | 0.00      | 0.00%                     | 13,969.00 | 0.00 |
| 6.03 | Millwork Installation   | 7,522.00  | 0.00                              | 0.00                       | 0.00                                       | 0.00                                           | 0.00 | 0.00      | 0.00%                     | 7,522.00  | 0.00 |
| 7.01 | Waterproofing           | 23,755.00 | 0.00                              | 0.00                       | 0.00                                       | 0.00                                           | 0.00 | 0.00      | 0.00%                     | 23,755.00 | 0.00 |
| 7.02 | Vinyl Insulation        | 6,569.00  | 6,569.00                          | 0.00                       | 0.00                                       | 0.00                                           | 0.00 | 6,569.00  | 100.00%                   | 0.00      | 0.00 |
| 8.01 | Doors, Frames, Hardware | 32,934.00 | 0.00                              | 3,012.05                   | 0.00                                       | 0.00                                           | 0.00 | 3,012.05  | 9.15%                     | 29,921.95 | 0.00 |

AIA Document G703® - 1992. Copyright © 1992, Copyright © 1993, 1995, 1996, 1997, 1970, 1978, 1983 and 1992 by The American Institute of Architects. All rights reserved. The "American Institute of Architects" AIA, the AIA Logo, "G703" and "AIA Contract Documents" are registered trademarks and may not be used without permission. This document was produced by AIA software at 09:34:57 ET on 06/26/2020 under Order No.3126274972 which expires on 02/13/2021, is not for resale, is licensed for one-time use only, and may only be used in accordance with the AIA Contract Documents® Terms of Service. To report copyright violations, e-mail copyright@aia.org.

User Notes:

(3B9ADA62)

| A     | B                        | C          | D                                 |                            | E                                          |                                                | F          | G         |                           | H         | I    |
|-------|--------------------------|------------|-----------------------------------|----------------------------|--------------------------------------------|------------------------------------------------|------------|-----------|---------------------------|-----------|------|
|       |                          |            | FROM PREVIOUS APPLICATION (D + E) | WORK COMPLETED THIS PERIOD | MATERIALS PRESENTLY STORED (NOT IN D OR E) | TOTAL COMPLETED AND STORED TO DATE (D + E + F) |            | % (G ÷ C) | BALANCE TO FINISH (C - G) |           |      |
| 8.02  | Overhead Doors           | 24,765.00  | 0.00                              | 0.00                       | 0.00                                       | 0.00                                           | 0.00       | 0.00      | 0.00%                     | 24,765.00 | 0.00 |
| 8.03  | Entrances & Storefront   | 40,903.00  | 0.00                              | 0.00                       | 0.00                                       | 0.00                                           | 0.00       | 0.00      | 0.00%                     | 40,903.00 | 0.00 |
| 9.01  | Metal Stud Framing       | 27,153.00  | 24,699.06                         | 2,453.94                   | 0.00                                       | 0.00                                           | 27,153.00  | 0.00      | 100.00%                   | 0.00      | 0.00 |
| 9.02  | Exterior Sheathing       | 7,254.00   | 0.00                              | 7,254.00                   | 0.00                                       | 0.00                                           | 7,254.00   | 0.00      | 100.00%                   | 0.00      | 0.00 |
| 9.03  | Batt Insulation          | 6,072.00   | 0.00                              | 6,072.00                   | 0.00                                       | 0.00                                           | 6,072.00   | 0.00      | 100.00%                   | 0.00      | 0.00 |
| 9.04  | Drywall                  | 17,372.00  | 0.00                              | 6,000.00                   | 0.00                                       | 0.00                                           | 6,000.00   | 0.00      | 34.54%                    | 11,372.00 | 0.00 |
| 9.05  | Tape & Float             | 6,536.00   | 0.00                              | 0.00                       | 0.00                                       | 0.00                                           | 0.00       | 0.00      | 0.00%                     | 6,536.00  | 0.00 |
| 9.06  | In-Wall Blocking         | 1,049.00   | 0.00                              | 1,049.00                   | 0.00                                       | 0.00                                           | 1,049.00   | 0.00      | 100.00%                   | 0.00      | 0.00 |
| 9.07  | Equipment                | 9,385.00   | 0.00                              | 4,500.00                   | 0.00                                       | 0.00                                           | 4,500.00   | 0.00      | 47.95%                    | 4,885.00  | 0.00 |
| 9.08  | Carpet                   | 5,612.00   | 0.00                              | 0.00                       | 0.00                                       | 0.00                                           | 0.00       | 0.00      | 0.00%                     | 5,612.00  | 0.00 |
| 9.09  | LVT                      | 11,185.00  | 0.00                              | 0.00                       | 0.00                                       | 0.00                                           | 0.00       | 0.00      | 0.00%                     | 11,185.00 | 0.00 |
| 9.10  | Tile                     | 17,031.00  | 0.00                              | 0.00                       | 0.00                                       | 0.00                                           | 0.00       | 0.00      | 0.00%                     | 17,031.00 | 0.00 |
| 9.11  | Acoustical Ceilings      | 9,150.00   | 0.00                              | 0.00                       | 0.00                                       | 0.00                                           | 0.00       | 0.00      | 0.00%                     | 9,150.00  | 0.00 |
| 9.12  | Painting & Wall Covering | 16,828.00  | 0.00                              | 0.00                       | 0.00                                       | 0.00                                           | 0.00       | 0.00      | 0.00%                     | 16,828.00 | 0.00 |
| 12.01 | Window Treatments        | 2,686.00   | 0.00                              | 0.00                       | 0.00                                       | 0.00                                           | 0.00       | 0.00      | 0.00%                     | 2,686.00  | 0.00 |
| 13.01 | PEMB                     | 116,721.00 | 116,721.00                        | 0.00                       | 0.00                                       | 0.00                                           | 116,721.00 | 0.00      | 100.00%                   | 0.00      | 0.00 |
| 13.02 | Access Controls          | 9,082.00   | 0.00                              | 0.00                       | 0.00                                       | 0.00                                           | 0.00       | 0.00      | 0.00%                     | 9,082.00  | 0.00 |
| 13.03 | Fire Alarm               | 23,180.00  | 0.00                              | 0.00                       | 0.00                                       | 0.00                                           | 0.00       | 0.00      | 0.00%                     | 23,180.00 | 0.00 |
| 13.04 | Fire Sprinkler           | 31,556.00  | 7,189.10                          | 17,286.48                  | 0.00                                       | 0.00                                           | 24,475.58  | 0.00      | 77.56%                    | 7,080.42  | 0.00 |
| 22.01 | Building Underground     | 40,647.00  | 37,422.00                         | 0.00                       | 0.00                                       | 0.00                                           | 37,422.00  | 0.00      | 92.07%                    | 3,225.00  | 0.00 |
| 22.02 | Plumbing Rough-In        | 47,421.00  | 0.00                              | 0.00                       | 0.00                                       | 0.00                                           | 0.00       | 0.00      | 0.00%                     | 47,421.00 | 0.00 |
| 22.03 | Plumbing Fixtures        | 47,421.00  | 0.00                              | 0.00                       | 0.00                                       | 0.00                                           | 0.00       | 0.00      | 0.00%                     | 47,421.00 | 0.00 |
| 23.01 | Hangers/Supports/Ducts   | 38,593.00  | 21,779.52                         | 16,813.48                  | 0.00                                       | 0.00                                           | 38,593.00  | 0.00      | 100.00%                   | 0.00      | 0.00 |
| 23.02 | Insulation               | 16,410.00  | 0.00                              | 16,410.00                  | 0.00                                       | 0.00                                           | 16,410.00  | 0.00      | 100.00%                   | 0.00      | 0.00 |
| 23.03 | Equipment                | 91,338.00  | 46,735.00                         | 8,780.36                   | 0.00                                       | 0.00                                           | 55,515.36  | 0.00      | 60.78%                    | 35,822.64 | 0.00 |
| 23.04 | Controls                 | 5,736.00   | 0.00                              | 0.00                       | 0.00                                       | 0.00                                           | 0.00       | 0.00      | 0.00%                     | 5,736.00  | 0.00 |
| 26.01 | Electrical               | 52,788.00  | 32,100.00                         | 0.00                       | 0.00                                       | 0.00                                           | 32,100.00  | 0.00      | 60.81%                    | 20,688.00 | 0.00 |
| 26.02 | Electrical Site Lighting | 11,731.00  | 0.00                              | 0.00                       | 0.00                                       | 0.00                                           | 0.00       | 0.00      | 0.00%                     | 11,731.00 | 0.00 |
| 26.03 | Raceways & Wire          | 58,654.00  | 0.00                              | 16,000.00                  | 0.00                                       | 0.00                                           | 16,000.00  | 0.00      | 27.28%                    | 42,654.00 | 0.00 |

AIA Document G703® - 1992. Copyright © 1963, 1965, 1966, 1967, 1970, 1978, 1983 and 1992 by The American Institute of Architects. All rights reserved. The "American Institute of Architects," "AIA," the AIA Logo, "G703," and "AIA Contract Documents" are registered trademarks and may not be used without permission. This document was produced by AIA software at 09:34:57 ET on 06/26/2020 under Order No. 3126274972 which expires on 02/13/2021, is not for resale, is licensed for one-time use only, and may only be used in accordance with the AIA Contract Documents® Terms of Service. To report copyright violations, e-mail copyright@aia.org.

User Notes:

| A<br>ITEM<br>NO. | B<br>DESCRIPTION OF<br>WORK | C<br>SCHEDULED<br>VALUE | D<br>WORK COMPLETED                        |                     | E<br>THIS PERIOD | F<br>MATERIALS<br>PRESENTLY<br>STORED<br>(NOT IN D OR E) | G                                                       |               | H<br>BALANCE TO<br>FINISH<br>(C - G) | I<br>RETAINAGE<br>(IF VARIABLE<br>RATE) |
|------------------|-----------------------------|-------------------------|--------------------------------------------|---------------------|------------------|----------------------------------------------------------|---------------------------------------------------------|---------------|--------------------------------------|-----------------------------------------|
|                  |                             |                         | FROM<br>PREVIOUS<br>APPLICATION<br>(D + E) | THIS PERIOD         |                  |                                                          | TOTAL<br>COMPLETED AND<br>STORED TO DATE<br>(D + E + F) | %<br>(G ÷ C)  |                                      |                                         |
| 26.04            | Panels & Gear               | 29,327.00               | 0.00                                       | 11,000.00           | 0.00             | 0.00                                                     | 11,000.00                                               | 37.51%        | 18,327.00                            | 0.00                                    |
| 26.05            | Terminations                | 23,461.00               | 0.00                                       | 0.00                | 0.00             | 0.00                                                     | 0.00                                                    | 0.00%         | 23,461.00                            | 0.00                                    |
| 26.06            | Fixtures & Devices          | 58,654.00               | 49,875.00                                  | 0.00                | 0.00             | 0.00                                                     | 49,875.00                                               | 85.03%        | 8,779.00                             | 0.00                                    |
| 26.07            | Generator                   | 60,115.00               | 51,000.00                                  | 0.00                | 0.00             | 0.00                                                     | 51,000.00                                               | 84.84%        | 9,115.00                             | 0.00                                    |
| 26.08            | Lightning Protection        | 17,710.00               | 6,637.00                                   | 4,547.50            | 0.00             | 0.00                                                     | 11,184.50                                               | 63.15%        | 6,525.50                             | 0.00                                    |
| 27.01            | Communications              | 19,752.00               | 0.00                                       | 0.00                | 0.00             | 0.00                                                     | 0.00                                                    | 0.00%         | 19,752.00                            | 0.00                                    |
|                  | <b>GRAND TOTAL</b>          | <b>\$1,764,000.00</b>   | <b>\$796,622.68</b>                        | <b>\$171,293.81</b> | <b>\$0.00</b>    | <b>\$0.00</b>                                            | <b>\$967,916.49</b>                                     | <b>54.87%</b> | <b>\$796,083.51</b>                  | <b>\$0.00</b>                           |

AIA Document G703<sup>®</sup>, 1992. Copyright © 1963, 1965, 1966, 1967, 1970, 1978, 1983 and 1992 by The American Institute of Architects. All rights reserved. The "American Institute of Architects," "AIA," the AIA Logo, "G703," and "AIA Contract Documents" are registered trademarks and may not be used without permission. This document was produced by AIA software at 09:34:57 ET on 06/26/2020 under Order No. 3126274972 which expires on 02/13/2021, is not for resale, is licensed for one-time use only, and may only be used in accordance with the AIA Contract Documents<sup>®</sup> Terms of Service. To report copyright violations, e-mail [copyright@aia.org](mailto:copyright@aia.org).

User Notes:

(3B99ADA62)

## Conditional Waiver & Release Upon Partial Payment

Whereas, the undersigned **Construction Masters of Houston, Inc.** has performed work or furnished materials for improvement to property known as **Harris County ESD #1, EMS Station 97**, located in the city of Houston, state of Texas.

The undersigned further certifies that all labor and materials furnished by the undersigned in connection with the above named project has been paid in full and agrees to indemnify and save harmless the said Owner, **Harris County ESD #1**, against all loss, damages, cost or expense of any character whatsoever that may arise by reason of claims for labor or unpaid material used in connection with said improvements. When the check has been properly endorsed, and has been paid by the bank upon which it is drawn, this document shall become effective to release pro tanto, any mechanic's lien, stop notice or bond right the undersigned has on the job.

Signed, Sealed and Delivered This 26<sup>th</sup> Day of June, 2020

**Construction Masters of Houston, Inc.**


By: \_\_\_\_\_

Title:       **President**

State of Texas }  
County of Brazoria }

Before me, the undersigned authority, on this day appeared **Justin Davis**, a person known to me, who upon being placed under oath, stated that he read and signed the foregoing instrument for the purposes and consideration therein stated and as the act and deed of **Construction Masters of Houston, Inc.** and further stated that each statement therein is within his knowledge and is true and correct.

Sworn and subscribed to before me on the 26<sup>th</sup> day of June, 2020.



\_\_\_\_\_  
Notary Public in and for Brazoria County, Texas  
My commission expires: 9/26/21

---

**RBAP**

---

**RADCLIFFE  
BOBBITT  
ADAMS  
POLLEY**

America Tower  
2929 Allen Parkway, Suite 3450  
Houston, Texas 77019  
(713) 237-1221  
www.rbaplaw.com

Harris County ESD No. 1  
c/o The Morton Accounting Services  
1125 Cypress Station Drive, Building H-4  
Houston, Texas 77090

July 24, 2020

Client No.: 1850.0000  
Invoice No.: 210262

**Attention:**

**RE:** Elections

| <b>DATE</b> | <b>DESCRIPTION</b>                                                                                                                                                                            | <b>HOURS</b> | <b>AMOUNT</b> |     |
|-------------|-----------------------------------------------------------------------------------------------------------------------------------------------------------------------------------------------|--------------|---------------|-----|
| Jun-16-20   | Review executed Commissioner Election Forms, including Oaths of Office and Statements of Elected Officer for maintenance in District records; office conference with R. Adams regarding same. | 0.50         | 75.00         | RRR |
|             | Totals                                                                                                                                                                                        | 0.50         | <u>75.00</u>  |     |

**DISBURSEMENTS**

|           |                                                     |       |                |
|-----------|-----------------------------------------------------|-------|----------------|
|           | Photocopies - Black & White                         | 0.15  |                |
| Jun-09-20 | 5/26/20 Federal Express to J. Hyde                  | 61.21 |                |
| Jun-16-20 | 6/1/20 Federal Express from J. Hyde to R. Rodriguez | 9.75  |                |
|           | Totals                                              |       | <u>\$71.11</u> |

**Total Fee & Disbursements** \$146.11

**Balance Now Due** \$146.11



# Invoice

|           |           |
|-----------|-----------|
| Date      | Invoice # |
| 6/30/2020 | 2080      |

|                                                                    |
|--------------------------------------------------------------------|
| Bill To                                                            |
| Harris County ESD #1<br>2800 Aldine Bender Rd<br>Houston, TX 77032 |

|        |           |
|--------|-----------|
| Terms  | Due Date  |
| Net 30 | 7/30/2020 |

| Serviced  | Description                                                                                                                                                                                                                                                                                                                                                          | Hours    | Rate     | Amount   |
|-----------|----------------------------------------------------------------------------------------------------------------------------------------------------------------------------------------------------------------------------------------------------------------------------------------------------------------------------------------------------------------------|----------|----------|----------|
| 6/30/2020 | June Financial Statements                                                                                                                                                                                                                                                                                                                                            |          | 2,750.00 | 2,750.00 |
| 6/30/2020 | Special reporting                                                                                                                                                                                                                                                                                                                                                    | 0.5      | 140.00   | 70.00    |
| 6/30/2020 | Additional Hours (Fixed asset management, construction invoice review, construction reporting, meeting with bankers to set up new account, Debt Fund requirements, working with bank to get signature cards and ACH set up, meeting with board members to set up member bank access and ACH access for Prosperity, work to change bank routing of tax payments, etc) | 12.51078 | 140.00   | 1,751.51 |
| 6/30/2020 | Postage                                                                                                                                                                                                                                                                                                                                                              |          | 34.10    | 34.10    |
| 6/30/2020 | Copies                                                                                                                                                                                                                                                                                                                                                               | 5        | 0.29     | 1.45     |
| 6/30/2020 | Investment officer training course                                                                                                                                                                                                                                                                                                                                   |          | 275.00   | 275.00   |

Please Remit Payment to:  
The Morton Accounting Service  
1125 Cypress Station Dr. Bldg H-4  
Houston, TX 77090

or via the Intuit payment link in the email.

|                         |            |
|-------------------------|------------|
| <b>Total</b>            | \$4,882.06 |
| <b>Payments/Credits</b> | \$0.00     |
| <b>Balance Due</b>      | \$4,882.06 |



**Harris County Emergency Corps**  
2800 Aldine Bender Rd., Houston, TX 77032  
(281) 449-3131 Phone ★ (281) 227-3335 Fax

---

July 28, 2020

Purchase of Ambulances

HCEC proposes purchase of 5 ambulances to increase our fleet size following adding 3 additional medic units. We are running low on reserve units as a result.


These will be ordered on a state purchasing contract, such as BuyBoard or HGAC.

(2) Frazer Ambulances with Chassis provided by ESD: \$392,100

(3) Frazer Ambulances with Chassis provide by Frazer: \$441,900

Vehicle stretcher, generator, graphics, radios, and electronics not to exceed: \$50,000 each

TOTAL REQUEST: \$1,084,000

**APPROVED**  
Document approved by Harris County **ESD-1**  
Board of Commissioners  
By a Majority Vote  
on 7-28-2020 (Date)  
  
President of ESD-1  
  
Secretary of ESD-1



Defining the future of Mobile Healthcare.

# Customer Quote

**Order No.:** Q1736-0001

**Quote Date:** 7/25/2020

**Expiration Date:** 10/10/2020

**Salesperson:** Adam Fischer

afischer@frazerbilt.com

**Invoice To:**

Harris County Emergency Corps  
Harris County ESD #1  
2800 Aldine Bender Road, Ste. A  
Houston TX 77032  
US

**Attention:**

Executive Director  
Jeremy Hyde  
jhyde@hcec.com

| No. | Item                                                              | Quantity | U/M |    | Unit Price |    | Net Amount        |
|-----|-------------------------------------------------------------------|----------|-----|----|------------|----|-------------------|
| 1   | MODULE<br>Type I 12' Module                                       | 2.000    | EA  | \$ | 152,050.00 | \$ | <b>304,100.00</b> |
| 2   | CHASSIS<br>2020 RAM 3500 Diesel                                   | 2.000    | EA  | \$ | 44,000.00  | \$ | <b>88,000.00</b>  |
| 3   | DELIVERY<br>Customer Pick Up - FOB Frazer                         | 0.000    | M   | \$ | 2.75       | \$ | <b>0.00</b>       |
| 4   | MISC-LABOR<br>Priority Scheduling<br>Units complete 150 days ARO. | 2.000    | EA  | \$ | 0.00       | \$ | <b>0.00</b>       |

Frazer, Ltd., 7219 Rampart Street, Houston, TX, 77081,  
P: 713-772-5511 www.frazerbilt.com  
Frazer Proprietary and Confidential





# Customer Quote

**Order No.:** Q1736-0001  
**Quote Date:** 7/25/2020  
**Expiration Date:** 10/10/2020

**Remit To:**

Per TMVCC, we are quoting this through our  
 licensed franchise dealer, Mac Haik Dodge Chrysler  
 Jeep

Mac Haik Dodge Chrysler Jeep  
 11000 I - 45 North Freeway  
 Houston TX 77037

**Sale Amount:** 392,100.00  
**Sales Tax:** 0.00  
**Total Amount:** 392,100.00

**Payment Terms:** Net 30

**Special Instructions:**

Email this quote along with your PO to sales@frazerbilt.com.  
 Graphics pricing includes two hours' design time in the base price.  
 More extensive graphics or multiple changes will be billed at \$100/hr.



Defining the future of Mobile Healthcare.™

For your convenience, all pricing has been itemized below per quote Q1736-0001 for Harris County Emergency Corps

|                  |                   |
|------------------|-------------------|
| Base Module      | \$ 95,900.00      |
| Chassis Exterior | \$ 21,800.00      |
| Module Exterior  | \$ 20,000.00      |
| Chassis Interior | \$ 5,950.00       |
| Module Interior  | \$ 8,400.00       |
| <b>Total \$</b>  | <b>152,050.00</b> |

**Items included in above totals:**

- 1. Type I 12' Module \$ incl
- 2. This is a CAAS Unit \$ incl

**Chassis Exterior:**

- 3. Heat Shielding for Diesel Chassis \$ 1,575.00
  - 4. Chassis Paint Layout: Paint All One Color - Frazer Black (FLNA 4123) \$ 5,250.00
  - 5. Chassis : 2020 RAM 3500, Diesel, 4x2, Regular, 84" Cab to Axle, Dodge White (PW7) \$ incl
  - 6. Suspension: LiquidSpring \$ 11,550.00
  - 7. Wheel type: Stainless steel covers \$ incl
  - 8. Chassis Steps: Nerf Bars - Black \$ 475.00
  - 9. Grille Guard: Ranch Hand Full Replacement Bumper \$ 1,375.00
  - 10. 10" and 12" Air Horns \$ 1,125.00
  - 11. Compressor Type: Standard \$ 650.00
  - 12. Switching Options: Momentary \$ 75.00
  - 13. Passenger's side Grille Light: Whelen M4 Blue Light \$ incl
  - 14. Driver's side Grille Light: Whelen M4 Blue Light \$ incl
  - 15. Passenger's side Intersect Light: Whelen M4 Clear Light \$ incl
  - 16. Driver's side Intersect Light: Whelen M4 Clear Light \$ incl
  - 17. UNOC - Single 10" air horn below P/S of replacement bumper, in lieu of 10" and 12" \$ -275.00
- Chassis Exterior Subtotal \$ 21,800.00**

**Module Exterior:**

- 18. Power Source: MEPS \$ 15,000.00
- 19. Module Paint Layout: Two Tone - Frazer Black (FLNA 4123) and Frazer White (Frazer White) \$ 3,150.00
- 20. Rear Wall 3M Conspicuity Layout - Chevron : White Base Color and Black - \$ 1,575.00



Defining the future of Mobile Healthcare.™

Translucent Overlay alternating with Silver - Non-reflective Overlay

|                                                                                                                                                                                                                                                              |    |            |
|--------------------------------------------------------------------------------------------------------------------------------------------------------------------------------------------------------------------------------------------------------------|----|------------|
| 21. Body Drop on the Passenger's Side Forward of Rear Wheels                                                                                                                                                                                                 | \$ | incl       |
| 22. Shore Power: Single 30 Amp auto eject w/ White cover on Driver's Side Wall                                                                                                                                                                               | \$ | 475.00     |
| 23. Coax 1: Run coax from location 1 to Chassis terminated to VHF radio antenna                                                                                                                                                                              | \$ | incl       |
| 24. Coax 2: Run coax from location 2 to Electrical Compartment terminated to GPS/WiFi multiband antenna                                                                                                                                                      | \$ | incl       |
| 25. Coax 3: Run coax from location 3 to Chassis                                                                                                                                                                                                              | \$ | incl       |
| 26. Coax 4: Run coax from location 4 to Chassis terminated to 800 mHz radio antenna                                                                                                                                                                          | \$ | incl       |
| 27. UNOC #958 - Furnish and install (2) push button style door lock switches, one on top of the other, on P/S wheel well cladding; top button UNLOCKS and bottom button LOCKS                                                                                | \$ | 275.00     |
| 28. UNOC #793 - Furnish and install Black cover for 30A auto-eject shore power receptacle                                                                                                                                                                    | \$ | 200.00     |
| 29. UNOC #958 - Furnish and install (2) Push button style door lock switches, one on top of the other, on P/S wheel well cladding; top button UNLOCKS and bottom button LOCKS                                                                                | \$ | 275.00     |
| 30. UNOC# ??? - Install 3 customer provided antennae                                                                                                                                                                                                         | \$ | 400.00     |
| 31. UNOC# ???? - Install customer provided MEPS ACU in compartment over wheel well, control panel in electrical compartment, and run main power harness to underside of chassis on driver's side. Customer will install bracket and generator after delivery | \$ | -14,000.00 |
| 32. Front Wall Light Layout: Lower 5 Lights                                                                                                                                                                                                                  | \$ | incl       |
| 33. Front Wall Light #1: Whelen M6 Red Light                                                                                                                                                                                                                 | \$ | incl       |
| 34. Front Wall Light #2: Whelen M6 Blue Light                                                                                                                                                                                                                | \$ | incl       |
| 35. Front Wall Light #3: Whelen M6 Clear Light                                                                                                                                                                                                               | \$ | incl       |
| 36. Front Wall Light #4: Whelen M6 Blue Light                                                                                                                                                                                                                | \$ | incl       |
| 37. Front Wall Light #5: Whelen M6 Red Light                                                                                                                                                                                                                 | \$ | incl       |
| 38. Front Wall Driver Side Box Light: Whelen M6 Red Light                                                                                                                                                                                                    | \$ | incl       |
| 39. Front Wall Passenger Box Light: Whelen M6 Red Light                                                                                                                                                                                                      | \$ | incl       |
| 40. Driver Wall Front Box Light: Whelen M6 Red Light                                                                                                                                                                                                         | \$ | incl       |
| 41. Driver Wall Rear Box Light: Whelen M6 Red Light                                                                                                                                                                                                          | \$ | incl       |
| 42. Driver Wheel Well Light: Whelen M6 Red Light                                                                                                                                                                                                             | \$ | incl       |
| 43. Scene Light Option: Whelen Pioneer Plus Dual Panel LED (Recessed)                                                                                                                                                                                        | \$ | 2,950.00   |
| 44. O2 Compartment Layout: Laydown O2 with Adjustable Shelf                                                                                                                                                                                                  | \$ | incl       |
| 45. O2 Rollers for an H Cylinder                                                                                                                                                                                                                             | \$ | incl       |
| 46. 2 high D Cylinder Holder in the O2 Compartment Next to Laydown                                                                                                                                                                                           | \$ | 175.00     |



Defining the future of Mobile Healthcare.™

|                                                                                                                                                                                                                                                       |    |          |
|-------------------------------------------------------------------------------------------------------------------------------------------------------------------------------------------------------------------------------------------------------|----|----------|
| 47. O2 Cylinder Changing Wrench                                                                                                                                                                                                                       | \$ | 75.00    |
| 48. Electrical Compartment Style: Standard Electrical Compartment                                                                                                                                                                                     | \$ | incl     |
| 49. Lower Storage Style: Standard Lower Storage                                                                                                                                                                                                       | \$ | incl     |
| 50. Compartment Above Wheel Well Style: Standard Compartment Above Wheel Well                                                                                                                                                                         | \$ | incl     |
| 51. Dometic Self-Contained A/C with Exhaust Fan                                                                                                                                                                                                       | \$ | incl     |
| 52. Rear Storage Compartment Style: Rear Storage with Adjustable Shelf                                                                                                                                                                                | \$ | incl     |
| 53. UNOC - Furnish and install Pioneer Plus dual panel Super-LED floodlights in lieu of flood/spot                                                                                                                                                    | \$ | incl     |
| 54. UNOC - Furnish and install roll-up door in lieu of standard rear storage compartment door; skin must be flush with tubing on cut-out for the compartment; no vents into compartment; single shelf (refer to E-2855)                               | \$ | 1,750.00 |
| 55. UNOC - Move ground stud in electrical compartment to the rear position                                                                                                                                                                            | \$ | incl     |
| 56. UNOC #827 - Furnish and install (3) venting fans for equipment:<br>- (2) fans in the electrical compartment<br>- (1) fan in the above wheel well compartment<br>- Wired failsafe hot                                                              | \$ | 1,500.00 |
| 57. UNOC ??? - Mount 2 high D holder in area below front I/O in lieu of O2 compartment                                                                                                                                                                | \$ | incl     |
| 58. UNOC# ??? - ZICO O2 bottle lift in O2 compartment for H cylinder. Long lower storage compartment will be shortened and O2 compartment will be made taller (up to shelf level on inside). Add hinged lexan door on stainless to access regulator . | \$ | 4,500.00 |
| 59. Module Window Option: Sliding Window                                                                                                                                                                                                              | \$ | incl     |
| 60. Upper Rear Wall Light Layout: 3 Across                                                                                                                                                                                                            | \$ | incl     |
| 61. Upper Light #1: Whelen M6 Load Light                                                                                                                                                                                                              | \$ | incl     |
| 62. Upper Light #2: Whelen M6 Amber Light                                                                                                                                                                                                             | \$ | incl     |
| 63. Upper Light #3: Whelen M6 Load Light                                                                                                                                                                                                              | \$ | incl     |
| 64. Lower Light #1: Whelen M6 Brake/Tail/Turn Red Light                                                                                                                                                                                               | \$ | incl     |
| 65. Lower Light #2: Whelen M6 Brake/Tail/Turn Red Light                                                                                                                                                                                               | \$ | incl     |
| 66. Lower Light #3: Whelen M6 Blue Light                                                                                                                                                                                                              | \$ | incl     |
| 67. Lower Light #4: Whelen M6 Blue Light                                                                                                                                                                                                              | \$ | incl     |
| 68. Rear Wall Driver Box Light: Whelen M6 Red Light                                                                                                                                                                                                   | \$ | incl     |
| 69. Rear Wall Passenger Box Light: Whelen M6 Red Light                                                                                                                                                                                                | \$ | incl     |
| 70. Rear Backboard: No Shelf                                                                                                                                                                                                                          | \$ | incl     |
| 71. Lower BTTs: 2 Grote Lights on each side                                                                                                                                                                                                           | \$ | incl     |
| 72. Rear Bumper                                                                                                                                                                                                                                       | \$ | incl     |



Defining the future of Mobile Healthcare.<sup>TM</sup>

|                                                                          |    |                     |
|--------------------------------------------------------------------------|----|---------------------|
| 73. Door Grabbers                                                        | \$ | incl                |
| 74. License Plate Light                                                  | \$ | incl                |
| 75. Passenger Wall Front Box Light: Whelen M6 Red Light                  | \$ | incl                |
| 76. Passenger Wall Rear Box Light: Whelen M6 Red Light                   | \$ | incl                |
| 77. Passenger Wheel Well Light: Whelen M6 Red Light                      | \$ | incl                |
| 78. Passenger Scene Light Activated with Side Entry Door                 | \$ | 300.00              |
| 79. Interior Step Option: Double Step Well                               | \$ | incl                |
| 80. Passenger Rear Compartment Style: Passenger Side Storage Compartment | \$ | incl                |
| 81. Door Locks on Entry Doors and Front I/O                              | \$ | 1,400.00            |
| <b>Module Exterior Subtotal</b>                                          |    | <b>\$ 20,000.00</b> |

**Chassis Interior:**

|                                                                                                                                                                            |    |          |
|----------------------------------------------------------------------------------------------------------------------------------------------------------------------------|----|----------|
| 82. Siren Speakers: Whelen SA 315 Speakers                                                                                                                                 | \$ | incl     |
| 83. Tap-2 on Primary Siren                                                                                                                                                 | \$ | incl     |
| 84. Siren Option: Whelen C9 Siren in Electrical Compartment                                                                                                                | \$ | 225.00   |
| 85. Mic 1 shipped loose                                                                                                                                                    | \$ | incl     |
| 86. Slot 1: Extended MDT plate - no swivel, no fuel gauge                                                                                                                  | \$ | 75.00    |
| 87. Slot 2: Single Slot Switch Panel                                                                                                                                       | \$ | incl     |
| 88. Slot 3: Radio Plate: 7.5 L X 2.5 W opening dims                                                                                                                        | \$ | incl     |
| 89. Slot 4: Single Blank                                                                                                                                                   | \$ | incl     |
| 90. Console Switch Layout : Primary - Secondary - Air Horn - Siren 1 - Side Scene<br>(Driver's Side) - Side Scene (Passenger's Side) - Rear Load - Interior Lights - Blank | \$ | incl     |
| 91. New Armrest                                                                                                                                                            | \$ | 225.00   |
| 92. Console Layout: 4-Slot Console                                                                                                                                         | \$ | incl     |
| 93. Rear of Console: Double Mapholder                                                                                                                                      | \$ | 375.00   |
| 94. Chassis Rear Wall: 3 High Glove Box Holder                                                                                                                             | \$ | 225.00   |
| 95. Map Light: Light on passenger side                                                                                                                                     | \$ | 225.00   |
| 96. UNOC Item 14586 bent to 45-degree angle to put monitor closer to the windshield                                                                                        | \$ | 150.00   |
| 97. UNOC - C9 siren in electrical compartment dip switch #1 to be set in the ON position                                                                                   | \$ | incl     |
| 98. UNOC# ???? - Furnish and install safety vision 6 camera system                                                                                                         | \$ | 4,450.00 |

This system includes the following components:

- 4112-HVR (recorder)
- 1TB Hard Drive



Defining the future of Mobile Healthcare.

- UPS Backup Battery
- 128GB SD Card (mirror recording)
- (3) Interior HD Cameras (Windshield, Driver/Pass, Patient)
- (3) Exterior HD Cameras (Left and Right Side upper rear facing forward and back up)

**Chassis Interior Subtotal \$ 5,950.00**

**Module Interior:**

|                                                                                                                                         |    |        |
|-----------------------------------------------------------------------------------------------------------------------------------------|----|--------|
| 99. Protek Cushions                                                                                                                     | \$ | incl   |
| 100. Blue Interior                                                                                                                      | \$ | incl   |
| 101. Stainless Steel Countertops                                                                                                        | \$ | incl   |
| 102. Front I/O with Lexan Doors                                                                                                         | \$ | incl   |
| 103. Additional Shelf in the Front I/O                                                                                                  | \$ | 75.00  |
| 104. Quad Outlet in the Front I/O                                                                                                       | \$ | incl   |
| 105. Quad Outlet on the Front Wall                                                                                                      | \$ | incl   |
| 106. Customer Provided Medvault                                                                                                         | \$ | 475.00 |
| 107. Netting at the Front Corner Area                                                                                                   | \$ | incl   |
| 108. UNOC - Mount 120VAC quad outlet in front I/O cabinet 24" above the floor                                                           | \$ | incl   |
| 109. UNOC - Install fire extinguisher with customer provided bracket on side of front I/O cabinet, toward the rear                      | \$ | 50.00  |
| 110. UNOC - Furnish and install vertical, dual D/E cylinder holder against D/S stainless on the floor; top of clamps 14" from the floor | \$ | 225.00 |
| 111. UNOC# Stair chair storage on floor space of front I/O cabinet - see previous units.                                                | \$ | 200.00 |
| 112. Location 1: 4 Switch w/Thermostat                                                                                                  | \$ | incl   |
| 113. Location 2: Single O2 Outlet                                                                                                       | \$ | incl   |
| 114. Location 3: Dual USB receptacles                                                                                                   | \$ | 225.00 |
| 115. Location 4: Blank                                                                                                                  | \$ | incl   |
| 116. Location 6: Suction                                                                                                                | \$ | incl   |
| 117. Location 7: Quad 120 VAC                                                                                                           | \$ | incl   |
| 118. Location 8: None                                                                                                                   | \$ | incl   |
| 119. Location 9: Blank                                                                                                                  | \$ | incl   |
| 120. Door Lock Switch at Action Wall                                                                                                    | \$ | 125.00 |
| 121. Action Wall Switch Layout : Interior Lights; Dimmer; Ventilation Fan; Unlock/Lock;                                                 | \$ | incl   |
| 122. Sharps Container at Action Wall                                                                                                    | \$ | incl   |
| 123. Acrylic Holder at the Action Wall Cabinet                                                                                          | \$ | incl   |
| 124. New 6pt Harness at the CPR Seat                                                                                                    | \$ | 525.00 |
| 125. Acrylic Holder Aft CPR Seat                                                                                                        | \$ | incl   |



Defining the future of Mobile Healthcare.™

|                                                                                              |    |                                             |
|----------------------------------------------------------------------------------------------|----|---------------------------------------------|
| 126. Rear Door Switch Layout : Blank; Blank; Dump/Bypass (Suspension); Rear Load;            | \$ | incl                                        |
| 127. UNOC #292 - Single O2 outlet at action wall with quick disconnect 25LPM flow meter      | \$ | 225.00                                      |
| 128. Three Seating Positions at the Squad Bench                                              | \$ | incl                                        |
| 129. Harness Type for Seat Position 1: New 6pt Harness                                       | \$ | 525.00                                      |
| 130. Harness Type for Seat Position 2: New 6pt Harness                                       | \$ | 525.00                                      |
| 131. Harness Type for Seat Position 3: New Lap Belt                                          | \$ | incl                                        |
| 132. Double Squad Bench Cabinet                                                              | \$ | 650.00                                      |
| 133. Bolster Cabinet with Sharps Container Towards Aisle Side at the Head of the Squad Bench | \$ | 375.00                                      |
| 134. New Glove Box & Handrail at the Head of the Squad Bench                                 | \$ | 275.00                                      |
| 135. O2 Outlet at the Squad Bench Wall                                                       | \$ | incl                                        |
| 136. Large Black Trashcan at the Side Entry Door                                             | \$ | 175.00                                      |
| 137. UNOC #292 - Single O2 outlet at squad bench wall with quick disconnect 25LPM flow meter | \$ | 225.00                                      |
| 138. O2 Outlet in Ceiling Raceway                                                            | \$ | 325.00                                      |
| 139. IV Hanger on Ceiling Raceway                                                            | \$ | incl                                        |
| 140. Overhead Grabrails on Both Sides                                                        | \$ | 225.00                                      |
| 141. IV Hanger on Squad Bench Ceiling                                                        | \$ | incl                                        |
| 142. UNOC #292 - Single O2 outlet in ceiling raceway with quick disconnect 25LPM flow meter  | \$ | 225.00                                      |
| 143. Floor Options: Customer Provided Stryker Power-LOAD                                     | \$ | 1,750.00                                    |
| 144. Stryker cot tower only ( no antler and bar )                                            | \$ | incl                                        |
| 145. Loncoin II Sapphire Floor                                                               | \$ | incl                                        |
| 146. Captain's Chair Type: Captain's Chair with Child Safety Seat and 4pt. Harness           | \$ | 750.00                                      |
| 147. Customer Provided Items Processing Fee                                                  | \$ | 250.00                                      |
|                                                                                              |    | <b>Module Interior Subtotal \$ 8,400.00</b> |

**All new Frazer EMS Vehicles come standard with the following features:**

- 120V generator-powered electrical system independent of the chassis electrical
- 120V self-contained module heater & proprietary best-in-class air conditioner
- Easily accessible electrical compartment located on exterior of vehicle
- All aluminum module construction - No wood products!
- Shear-plate method of attachment securing the module to the chassis



*Defining the future of Mobile Healthcare.™*

All aluminum powder-coated 12" deep interior cabinetry

Seamless cushions

All LED emergency warning and scene lighting

All LED interior ceiling lights

120VAC outlets conveniently located throughout unit

Three oxygen outlets

Action area with hinged service access panel to back of oxygen outlets and switches





Defining the future of Mobile Healthcare.

# Customer Quote

**Order No.:** Q2075-0001

**Quote Date:** 7/25/2020

**Expiration Date:** 10/23/2020

**Salesperson:** Adam Fischer

afischer@frazerbilt.com

**Invoice To:**

Harris County Emergency Corps  
Harris County ESD #1  
2800 Aldine Bender Road, Ste. A  
Houston TX 77032  
US

**Attention:**

Executive Director  
Jeremy Hyde  
jhyde@hcec.com

| No. | Item                                                              | Quantity | U/M |    | Unit Price |    | Net Amount |
|-----|-------------------------------------------------------------------|----------|-----|----|------------|----|------------|
| 1   | MODULE<br>Type I 12' Module                                       | 3.000    | EA  | \$ | 147,300.00 | \$ | 441,900.00 |
| 2   | CHASSIS<br>2020 RAM 3500 Diesel CP                                | 3.000    | EA  | \$ | 0.00       | \$ | 0.00       |
| 3   | DELIVERY<br>Customer Pick Up - FOB Frazer                         | 0.000    | M   | \$ | 2.75       | \$ | 0.00       |
| 4   | MISC-LABOR<br>Priority Scheduling<br>Units complete 150 days ARO. | 3.000    | EA  | \$ | 0.00       | \$ | 0.00       |



Defining the future of Mobile Healthcare.

## Customer Quote

**Order No.:** Q2075-0001  
**Quote Date:** 7/25/2020  
**Expiration Date:** 10/23/2020

**Remit To:**

Frazer, Ltd.  
7219 Rampart Street  
Houston TX 77081

**Sale Amount:** 441,900.00  
**Sales Tax:** 0.00  
**Total Amount:** 441,900.00

**Payment Terms:** Net 30

**Special Instructions:**

Email this quote along with your PO to [sales@frazerbilt.com](mailto:sales@frazerbilt.com).  
Graphics pricing includes two hours' design time in the base price.  
More extensive graphics or multiple changes will be billed at \$100/hr.

---

Frazer, Ltd., 7219 Rampart Street, Houston, TX, 77081,  
P: 713-772-5511 [www.frazerbilt.com](http://www.frazerbilt.com)  
Frazer Proprietary and Confidential



Defining the future of Mobile Healthcare.™

For your convenience, all pricing has been itemized below per quote Q2075-0001 for Harris County Emergency Corps

|                  |                   |
|------------------|-------------------|
| Base Module      | \$ 95,900.00      |
| Chassis Exterior | \$ 17,050.00      |
| Module Exterior  | \$ 20,000.00      |
| Chassis Interior | \$ 5,950.00       |
| Module Interior  | \$ 8,400.00       |
| <b>Total \$</b>  | <b>147,300.00</b> |

**Items included in above totals:**

- 1. Type I 12' Module \$ incl
- 2. This is a CAAS Unit \$ incl

**Chassis Exterior:**

- 3. Customer Provided Chassis processing fee \$ 500.00
- 4. Heat Shielding for Diesel Chassis \$ 1,575.00
- 5. Chassis : 2020 RAM 3500, Diesel, 4x2, Regular, 84" Cab to Axle, Dodge Black (PW8) \$ incl
- 6. Suspension: LiquidSpring \$ 11,550.00
- 7. Wheel type: Stainless steel covers \$ incl
- 8. Chassis Steps: Nerf Bars - Black \$ 475.00
- 9. Grille Guard: Ranch Hand Full Replacement Bumper \$ 1,375.00
- 10. 10" and 12" Air Horns \$ 1,125.00
- 11. Compressor Type: Standard \$ 650.00
- 12. Switching Options: Momentary \$ 75.00
- 13. Passenger's side Grille Light: Whelen M4 Blue Light \$ incl
- 14. Driver's side Grille Light: Whelen M4 Blue Light \$ incl
- 15. Passenger's side Intersect Light: Whelen M4 Clear Light \$ incl
- 16. Driver's side Intersect Light: Whelen M4 Clear Light \$ incl
- 17. UNOC - Single 10" air horn below P/S of replacement bumper, in lieu of 10" and 12" \$ -275.00

**Chassis Exterior Subtotal \$ 17,050.00**

**Module Exterior:**

- 18. Power Source: MEPS \$ 15,000.00
- 19. Module Paint Layout: Two Tone - Frazer Black (FLNA 4123) and Frazer White (Frazer White) \$ 3,150.00
- 20. Rear Wall 3M Conspicuity Layout - Chevron : White Base Color and Black - \$ 1,575.00



Defining the future of Mobile Healthcare.™

Translucent Overlay alternating with Silver - Non-reflective Overlay

|                                                                                                                                                                                                                                                             |    |            |
|-------------------------------------------------------------------------------------------------------------------------------------------------------------------------------------------------------------------------------------------------------------|----|------------|
| 21. Body Drop on the Passenger's Side Forward of Rear Wheels                                                                                                                                                                                                | \$ | incl       |
| 22. Shore Power: Single 30 Amp auto eject w/ White cover on Driver's Side Wall                                                                                                                                                                              | \$ | 475.00     |
| 23. Coax 1: Run coax from location 1 to Chassis terminated to VHF radio antenna                                                                                                                                                                             | \$ | incl       |
| 24. Coax 2: Run coax from location 2 to Electrical Compartment terminated to GPS/WiFi multiband antenna                                                                                                                                                     | \$ | incl       |
| 25. Coax 3: Run coax from location 3 to Chassis                                                                                                                                                                                                             | \$ | incl       |
| 26. Coax 4: Run coax from location 4 to Chassis terminated to 800 mHz radio antenna                                                                                                                                                                         | \$ | incl       |
| 27. UNOC #958 - Furnish and install (2) push button style door lock switches, one on top of the other, on P/S wheel well cladding; top button UNLOCKS and bottom button LOCKS                                                                               | \$ | 275.00     |
| 28. UNOC #793 - Furnish and install Black cover for 30A auto-eject shore power receptacle                                                                                                                                                                   | \$ | 200.00     |
| 29. UNOC #958 - Furnish and install (2) Push button style door lock switches, one on top of the other, on P/S wheel well cladding; top button UNLOCKS and bottom button LOCKS                                                                               | \$ | 275.00     |
| 30. UNOC# ??? - Install 3 customer provided antennae                                                                                                                                                                                                        | \$ | 400.00     |
| 31. UNOC# ??? - Install customer provided MEPS ACU in compartment over wheel well, control panel in electrical compartment, and run main power harness to underside of chassis on driver's side. Customer will install bracket and generator after delivery | \$ | -14,000.00 |
| 32. Front Wall Light Layout: Lower 5 Lights                                                                                                                                                                                                                 | \$ | incl       |
| 33. Front Wall Light #1: Whelen M6 Red Light                                                                                                                                                                                                                | \$ | incl       |
| 34. Front Wall Light #2: Whelen M6 Blue Light                                                                                                                                                                                                               | \$ | incl       |
| 35. Front Wall Light #3: Whelen M6 Clear Light                                                                                                                                                                                                              | \$ | incl       |
| 36. Front Wall Light #4: Whelen M6 Blue Light                                                                                                                                                                                                               | \$ | incl       |
| 37. Front Wall Light #5: Whelen M6 Red Light                                                                                                                                                                                                                | \$ | incl       |
| 38. Front Wall Driver Side Box Light: Whelen M6 Red Light                                                                                                                                                                                                   | \$ | incl       |
| 39. Front Wall Passenger Box Light: Whelen M6 Red Light                                                                                                                                                                                                     | \$ | incl       |
| 40. Driver Wall Front Box Light: Whelen M6 Red Light                                                                                                                                                                                                        | \$ | incl       |
| 41. Driver Wall Rear Box Light: Whelen M6 Red Light                                                                                                                                                                                                         | \$ | incl       |
| 42. Driver Wheel Well Light: Whelen M6 Red Light                                                                                                                                                                                                            | \$ | incl       |
| 43. Scene Light Option: Whelen Pioneer Plus Dual Panel LED (Recessed)                                                                                                                                                                                       | \$ | 2,950.00   |
| 44. O2 Compartment Layout: Laydown O2 with Adjustable Shelf                                                                                                                                                                                                 | \$ | incl       |
| 45. O2 Rollers for an H Cylinder                                                                                                                                                                                                                            | \$ | incl       |
| 46. 2 high D Cylinder Holder in the O2 Compartment Next to Laydown                                                                                                                                                                                          | \$ | 175.00     |



Defining the future of Mobile Healthcare.™

|                                                                                                                                                                                                                                                       |    |          |
|-------------------------------------------------------------------------------------------------------------------------------------------------------------------------------------------------------------------------------------------------------|----|----------|
| 47. O2 Cylinder Changing Wrench                                                                                                                                                                                                                       | \$ | 75.00    |
| 48. Electrical Compartment Style: Standard Electrical Compartment                                                                                                                                                                                     | \$ | incl     |
| 49. Lower Storage Style: Standard Lower Storage                                                                                                                                                                                                       | \$ | incl     |
| 50. Compartment Above Wheel Well Style: Standard Compartment Above Wheel Well                                                                                                                                                                         | \$ | incl     |
| 51. Dometic Self-Contained A/C with Exhaust Fan                                                                                                                                                                                                       | \$ | incl     |
| 52. Rear Storage Compartment Style: Rear Storage with Adjustable Shelf                                                                                                                                                                                | \$ | incl     |
| 53. UNOC - Furnish and install Pioneer Plus dual panel Super-LED floodlights in lieu of flood/spot                                                                                                                                                    | \$ | incl     |
| 54. UNOC - Furnish and install roll-up door in lieu of standard rear storage compartment door; skin must be flush with tubing on cut-out for the compartment; no vents into compartment; single shelf (refer to E-2855)                               | \$ | 1,750.00 |
| 55. UNOC - Move ground stud in electrical compartment to the rear position                                                                                                                                                                            | \$ | incl     |
| 56. UNOC #827 - Furnish and install (3) venting fans for equipment:<br>- (2) fans in the electrical compartment<br>- (1) fan in the above wheel well compartment<br>- Wired failsafe hot                                                              | \$ | 1,500.00 |
| 57. UNOC ??? - Mount 2 high D holder in area below front I/O in lieu of O2 compartment                                                                                                                                                                | \$ | incl     |
| 58. UNOC# ??? - ZICO O2 bottle lift in O2 compartment for H cylinder. Long lower storage compartment will be shortened and O2 compartment will be made taller (up to shelf level on inside). Add hinged lexan door on stainless to access regulator . | \$ | 4,500.00 |
| 59. Module Window Option: Sliding Window                                                                                                                                                                                                              | \$ | incl     |
| 60. Upper Rear Wall Light Layout: 3 Across                                                                                                                                                                                                            | \$ | incl     |
| 61. Upper Light #1: Whelen M6 Load Light                                                                                                                                                                                                              | \$ | incl     |
| 62. Upper Light #2: Whelen M6 Amber Light                                                                                                                                                                                                             | \$ | incl     |
| 63. Upper Light #3: Whelen M6 Load Light                                                                                                                                                                                                              | \$ | incl     |
| 64. Lower Light #1: Whelen M6 Brake/Tail/Turn Red Light                                                                                                                                                                                               | \$ | incl     |
| 65. Lower Light #2: Whelen M6 Brake/Tail/Turn Red Light                                                                                                                                                                                               | \$ | incl     |
| 66. Lower Light #3: Whelen M6 Blue Light                                                                                                                                                                                                              | \$ | incl     |
| 67. Lower Light #4: Whelen M6 Blue Light                                                                                                                                                                                                              | \$ | incl     |
| 68. Rear Wall Driver Box Light: Whelen M6 Red Light                                                                                                                                                                                                   | \$ | incl     |
| 69. Rear Wall Passenger Box Light: Whelen M6 Red Light                                                                                                                                                                                                | \$ | incl     |
| 70. Rear Backboard: No Shelf                                                                                                                                                                                                                          | \$ | incl     |
| 71. Lower BTTs: 2 Grote Lights on each side                                                                                                                                                                                                           | \$ | incl     |
| 72. Rear Bumper                                                                                                                                                                                                                                       | \$ | incl     |



Defining the future of Mobile Healthcare.™

|                                                                          |    |                     |
|--------------------------------------------------------------------------|----|---------------------|
| 73. Door Grabbers                                                        | \$ | incl                |
| 74. License Plate Light                                                  | \$ | incl                |
| 75. Passenger Wall Front Box Light: Whelen M6 Red Light                  | \$ | incl                |
| 76. Passenger Wall Rear Box Light: Whelen M6 Red Light                   | \$ | incl                |
| 77. Passenger Wheel Well Light: Whelen M6 Red Light                      | \$ | incl                |
| 78. Passenger Scene Light Activated with Side Entry Door                 | \$ | 300.00              |
| 79. Interior Step Option: Double Step Well                               | \$ | incl                |
| 80. Passenger Rear Compartment Style: Passenger Side Storage Compartment | \$ | incl                |
| 81. Door Locks on Entry Doors and Front I/O                              | \$ | 1,400.00            |
| <b>Module Exterior Subtotal</b>                                          |    | <b>\$ 20,000.00</b> |

**Chassis Interior:**

|                                                                                                                                                                            |    |          |
|----------------------------------------------------------------------------------------------------------------------------------------------------------------------------|----|----------|
| 82. Siren Speakers: Whelen SA 315 Speakers                                                                                                                                 | \$ | incl     |
| 83. Tap-2 on Primary Siren                                                                                                                                                 | \$ | incl     |
| 84. Siren Option: Whelen C9 Siren in Electrical Compartment                                                                                                                | \$ | 225.00   |
| 85. Mic 1 shipped loose                                                                                                                                                    | \$ | incl     |
| 86. Slot 1: Extended MDT plate - no swivel, no fuel gauge                                                                                                                  | \$ | 75.00    |
| 87. Slot 2: Single Slot Switch Panel                                                                                                                                       | \$ | incl     |
| 88. Slot 3: Radio Plate: 7.5 L X 2.5 W opening dims                                                                                                                        | \$ | incl     |
| 89. Slot 4: Single Blank                                                                                                                                                   | \$ | incl     |
| 90. Console Switch Layout : Primary - Secondary - Air Horn - Siren 1 - Side Scene<br>(Driver's Side) - Side Scene (Passenger's Side) - Rear Load - Interior Lights - Blank | \$ | incl     |
| 91. New Armrest                                                                                                                                                            | \$ | 225.00   |
| 92. Console Layout: 4-Slot Console                                                                                                                                         | \$ | incl     |
| 93. Rear of Console: Double Mapholder                                                                                                                                      | \$ | 375.00   |
| 94. Chassis Rear Wall: 3 High Glove Box Holder                                                                                                                             | \$ | 225.00   |
| 95. Map Light: Light on passenger side                                                                                                                                     | \$ | 225.00   |
| 96. UNOC Item 14586 bent to 45-degree angle to put monitor closer to the windshield                                                                                        | \$ | 150.00   |
| 97. UNOC - C9 siren in electrical compartment dip switch #1 to be set in the ON position                                                                                   | \$ | incl     |
| 98. UNOC# ???? - Furnish and install safety vision 6 camera system                                                                                                         | \$ | 4,450.00 |

This system includes the following components:

- 4112-HVR (recorder)
- 1TB Hard Drive



Defining the future of Mobile Healthcare.™

- UPS Backup Battery
- 128GB SD Card (mirror recording)
- (3) Interior HD Cameras (Windshield, Driver/Pass, Patient)
- (3) Exterior HD Cameras (Left and Right Side upper rear facing forward and back up)

**Chassis Interior Subtotal \$ 5,950.00**

**Module Interior:**

|                                                                                                                                         |    |        |
|-----------------------------------------------------------------------------------------------------------------------------------------|----|--------|
| 99. Protek Cushions                                                                                                                     | \$ | incl   |
| 100. Blue Interior                                                                                                                      | \$ | incl   |
| 101. Stainless Steel Countertops                                                                                                        | \$ | incl   |
| 102. Front I/O with Lexan Doors                                                                                                         | \$ | incl   |
| 103. Additional Shelf in the Front I/O                                                                                                  | \$ | 75.00  |
| 104. Quad Outlet in the Front I/O                                                                                                       | \$ | incl   |
| 105. Quad Outlet on the Front Wall                                                                                                      | \$ | incl   |
| 106. Customer Provided Medvault                                                                                                         | \$ | 475.00 |
| 107. Netting at the Front Corner Area                                                                                                   | \$ | incl   |
| 108. UNOC - Mount 120VAC quad outlet in front I/O cabinet 24" above the floor                                                           | \$ | incl   |
| 109. UNOC - Install fire extinguisher with customer provided bracket on side of front I/O cabinet, toward the rear                      | \$ | 50.00  |
| 110. UNOC - Furnish and install vertical, dual D/E cylinder holder against D/S stainless on the floor; top of clamps 14" from the floor | \$ | 225.00 |
| 111. UNOC# Stair chair storage on floor space of front I/O cabinet - see previous units.                                                | \$ | 200.00 |
| 112. Location 1: 4 Switch w/Thermostat                                                                                                  | \$ | incl   |
| 113. Location 2: Single O2 Outlet                                                                                                       | \$ | incl   |
| 114. Location 3: Dual USB receptacles                                                                                                   | \$ | 225.00 |
| 115. Location 4: Blank                                                                                                                  | \$ | incl   |
| 116. Location 6: Suction                                                                                                                | \$ | incl   |
| 117. Location 7: Quad 120 VAC                                                                                                           | \$ | incl   |
| 118. Location 8: None                                                                                                                   | \$ | incl   |
| 119. Location 9: Blank                                                                                                                  | \$ | incl   |
| 120. Door Lock Switch at Action Wall                                                                                                    | \$ | 125.00 |
| 121. Action Wall Switch Layout : Interior Lights; Dimmer; Ventilation Fan; Unlock/Lock;                                                 | \$ | incl   |
| 122. Sharps Container at Action Wall                                                                                                    | \$ | incl   |
| 123. Acrylic Holder at the Action Wall Cabinet                                                                                          | \$ | incl   |
| 124. New 6pt Harness at the CPR Seat                                                                                                    | \$ | 525.00 |
| 125. Acrylic Holder Aft CPR Seat                                                                                                        | \$ | incl   |



Defining the future of Mobile Healthcare.™

|                                                                                              |                                    |                 |
|----------------------------------------------------------------------------------------------|------------------------------------|-----------------|
| 126. Rear Door Switch Layout : Blank; Blank; Dump/Bypass (Suspension); Rear Load;            | \$                                 | incl            |
| 127. UNOC #292 - Single O2 outlet at action wall with quick disconnect 25LPM flow meter      | \$                                 | 225.00          |
| 128. Three Seating Positions at the Squad Bench                                              | \$                                 | incl            |
| 129. Harness Type for Seat Position 1: New 6pt Harness                                       | \$                                 | 525.00          |
| 130. Harness Type for Seat Position 2: New 6pt Harness                                       | \$                                 | 525.00          |
| 131. Harness Type for Seat Position 3: New Lap Belt                                          | \$                                 | incl            |
| 132. Double Squad Bench Cabinet                                                              | \$                                 | 650.00          |
| 133. Bolster Cabinet with Sharps Container Towards Aisle Side at the Head of the Squad Bench | \$                                 | 375.00          |
| 134. New Glove Box & Handrail at the Head of the Squad Bench                                 | \$                                 | 275.00          |
| 135. O2 Outlet at the Squad Bench Wall                                                       | \$                                 | incl            |
| 136. Large Black Trashcan at the Side Entry Door                                             | \$                                 | 175.00          |
| 137. UNOC #292 - Single O2 outlet at squad bench wall with quick disconnect 25LPM flow meter | \$                                 | 225.00          |
| 138. O2 Outlet in Ceiling Raceway                                                            | \$                                 | 325.00          |
| 139. IV Hanger on Ceiling Raceway                                                            | \$                                 | incl            |
| 140. Overhead Grabrails on Both Sides                                                        | \$                                 | 225.00          |
| 141. IV Hanger on Squad Bench Ceiling                                                        | \$                                 | incl            |
| 142. UNOC #292 - Single O2 outlet in ceiling raceway with quick disconnect 25LPM flow meter  | \$                                 | 225.00          |
| 143. Floor Options: Customer Provided Stryker Power-LOAD                                     | \$                                 | 1,750.00        |
| 144. Stryker cot tower only ( no antler and bar )                                            | \$                                 | incl            |
| 145. Loncoin II Sapphire Floor                                                               | \$                                 | incl            |
| 146. Captain's Chair Type: Captain's Chair with Child Safety Seat and 4pt. Harness           | \$                                 | 750.00          |
| 147. Customer Provided Items Processing Fee                                                  | \$                                 | 250.00          |
|                                                                                              | <b>Module Interior Subtotal \$</b> | <b>8,400.00</b> |

**All new Frazer EMS Vehicles come standard with the following features:**

- 120V generator-powered electrical system independent of the chassis electrical
- 120V self-contained module heater & proprietary best-in-class air conditioner
- Easily accessible electrical compartment located on exterior of vehicle
- All aluminum module construction - No wood products!
- Shear-plate method of attachment securing the module to the chassis





*Defining the future of Mobile Healthcare.™*

All aluminum powder-coated 12" deep interior cabinetry

Seamless cushions

All LED emergency warning and scene lighting

All LED interior ceiling lights

120VAC outlets conveniently located throughout unit

Three oxygen outlets

Action area with hinged service access panel to back of oxygen outlets and switches



**HCCESD #1 x 15**

Quote Number: 10227839

Remit to: **Stryker Medical**

P.O. Box 93308

Version: 1

Chicago, IL 60673-3308

Prepared For: HARRIS COUNTY EMER SVCS DISTRICT # 1

Rep: Matthew Hechler

Attn:

Email: mathew.hechler@stryker.com

Phone Number: (832) 621-8682

Quote Date: 07/27/2020

Expiration Date: 10/25/2020

**Delivery Address**

**End User - Shipping - Billing**

**Bill To Account**

Name: HARRIS COUNTY EMER SVCS DISTRICT # 1

Name: HARRIS COUNTY EMER SVCS DISTRICT # 1

Name: HARRIS COUNTY EMER SVCS DISTRICT # 1

Account #: 1197448

Account #: 1197448

Account #: 1197448

Address: 2800 ALDINE BENDER RD  
HOUSTON  
Texas 77032

Address: 2800 ALDINE BENDER RD  
HOUSTON  
Texas 77032

Address: 2800 ALDINE BENDER RD  
HOUSTON  
Texas 77032

**Equipment Products:**

| *<br>1.0 | Product      | Description                    | Qty | Sell Price  | Total       |
|----------|--------------|--------------------------------|-----|-------------|-------------|
| 1.0      | 6506000000   | Power-PRO XT                   | 5   | \$13,985.46 | \$69,927.30 |
| 1.1      | 6085033000   | PR Cot Retaining Post          |     | \$0.00      | \$0.00      |
| 1.2      | 7777881669   | 3 Yr X-Frame Powertrain Wrnty  |     | \$0.00      | \$0.00      |
| 1.3      | 7777881670   | 2 Yr Bumper to Bumper Warranty |     | \$0.00      | \$0.00      |
| 1.4      | 6506026000   | Power Pro Standard Components  |     | \$0.00      | \$0.00      |
| 1.5      | 6500001430   | X-RESTRAINT PACKAGE            |     | \$0.00      | \$0.00      |
| 1.6      | 0054030000   | DOM SHIP (NOT HI, AK, PR, GM)  |     | \$0.00      | \$0.00      |
| 1.7      | 650606160000 | ONE PER ORDER, MANUAL, ENG OPT |     | \$0.00      | \$0.00      |
| 1.8      | 6085031000   | Trendelenburg                  |     | \$0.00      | \$0.00      |
| 1.9      | 6506038000   | Steer Lock Option              |     | \$674.44    | \$3,372.20  |
| 1.10     | 6092036018   | J Hook                         |     | \$0.00      | \$0.00      |
| 1.11     | 6506127000   | Power-LOAD Compatible Option   |     | \$1,490.66  | \$7,453.30  |
| 1.12     | 6500028000   | 120V AC SMRT Charging Kit      |     | \$0.00      | \$0.00      |
| 1.13     | 6500003130   | KNEE GATCH BOLSTER MATRSS, XPS |     | \$0.00      | \$0.00      |
| 1.14     | 6506040000   | XPS Option                     |     | \$1,759.80  | \$8,799.00  |
| 1.15     | 6506036000   | No HE Section O2 Bottle        |     | \$0.00      | \$0.00      |
| 1.16     | 0054200994   | No Runner/HE O2                |     | \$0.00      | \$0.00      |
| 1.17     | 6500315000   | 3 Stage IV Pole PR Option      |     | \$303.58    | \$1,517.90  |
| 1.18     | 6506012003   | STANDARD FOWLER                |     | \$0.00      | \$0.00      |
| 1.19     | 639000010902 | LABEL, WIRELESS                |     | \$0.00      | \$0.00      |



**QUOTES #1 x 15**

Quote Number: 10227839

Remit to: **Stryker Medical**

P.O. Box 93308

Version: 1

Chicago, IL 60673-3308

Prepared For: HARRIS COUNTY EMER SVCS DISTRICT # 1

Rep: Matthew Hechler

Attn:

Email: mathew.hechler@stryker.com

Phone Number: (832) 621-8682

Quote Date: 07/27/2020

Expiration Date: 10/25/2020

| #                | Product      | Description                                                                                                                                                                                                          | Qty | Sell Price  | Total        |
|------------------|--------------|----------------------------------------------------------------------------------------------------------------------------------------------------------------------------------------------------------------------|-----|-------------|--------------|
| 1.20             | 6500240000   | O2 Bottle Holder F/E Option                                                                                                                                                                                          |     | \$162.60    | \$813.00     |
| 1.21             | 6500128000   | Head End Storage Flat                                                                                                                                                                                                |     | \$122.55    | \$612.75     |
| 1.22             | 6500147000   | Equipment Hook                                                                                                                                                                                                       |     | \$46.46     | \$232.30     |
| 3.0              | 639005550001 | MTS POWER LOAD                                                                                                                                                                                                       | 5   | \$21,606.17 | \$108,030.85 |
| 5.0              | 99576-000063 | LUCAS 3, v3.1 Chest Compression System, Includes Hard Shell Case, Slim Back Plate, (2) Patient Straps, (1) Stabilization Strap, (2) Suction Cups, (1) Rechargeable Battery and Instructions for use With Each Device | 7   | \$13,032.95 | \$91,230.65  |
| 6.0              | 11576-000071 | LUCAS External Power Supply                                                                                                                                                                                          | 7   | \$332.35    | \$2,326.45   |
| 7.0              | 11576-000060 | LUCAS Desk-Top Battery Charger                                                                                                                                                                                       | 7   | \$1,049.75  | \$7,348.25   |
| 3.0              | 11576-000080 | LUCAS 3 Battery - Dark Grey - Rechargeable LiPo                                                                                                                                                                      | 5   | \$641.75    | \$3,208.75   |
| Equipment Total: |              |                                                                                                                                                                                                                      |     |             | \$304,872.70 |

**ProCare Products:**

| #              | Product  | Description                                                                                                                                                                                                                         | Qty | Start Date | End Date   | Sell Price  | Total        |
|----------------|----------|-------------------------------------------------------------------------------------------------------------------------------------------------------------------------------------------------------------------------------------|-----|------------|------------|-------------|--------------|
| 2.1            | 71061PT  | Prevent - Power Cot -TOS for Power-PRO XT                                                                                                                                                                                           | 5   | 07/22/2022 | 07/21/2030 | \$10,544.00 | \$52,720.00  |
| 4.1            | 76011PT  | Prevent - PowerLoad - TOS for MTS POWER LOAD                                                                                                                                                                                        | 5   | 07/22/2021 | 07/21/2030 | \$15,579.00 | \$77,895.00  |
| 9.1            | 78000017 | On Site PM for LUCAS 3, v3.1 Chest Compression System, Includes Hard Shell Case, Slim Back Plate, (2) Patient Straps, (1) Stabilization Strap, (2) Suction Cups, (1) Rechargeable Battery and Instructions for use With Each Device | 7   | 07/23/2021 | 07/22/2028 | \$2,520.00  | \$17,640.00  |
| ProCare Total: |          |                                                                                                                                                                                                                                     |     |            |            |             | \$148,255.00 |

**Price Totals:**

Grand Total: \$453,127.70

Prices: In effect for 60 days.

Terms: Net 30 Days



**HCESD #1 x 15**

Quote Number: 10227839

Remit to: **Stryker Medical**

P.O. Box 93308

Chicago, IL 60673-3308

Version: 1

Prepared For: HARRIS COUNTY EMER SVCS DISTRICT # 1

Rep: Matthew Hechler

Email: mathew.hechler@stryker.com

Attn:

Phone Number: (832) 621-8682

Quote Date: 07/27/2020

Expiration Date: 10/25/2020

Ask your Stryker Sales Rep about our flexible financing options.

**APPROVED**  
Document approved by Harris County **ESD-1**  
Board of Commissioners  
By a Majority Vote  
on 7-28-2020 (Date)  
  
President of ESD-1;   
Secretary of ESD-1

---

AUTHORIZED CUSTOMER SIGNATURE

**Deal Consummation:** This is a quote and not a commitment. This quote is subject to final credit, pricing, and documentation approval. Legal documentation must be signed before your equipment can be delivered. Documentation will be provided upon completion of our review process and your selection of a payment schedule.

**Confidentiality Notice:** Recipient will not disclose to any third party the terms of this quote or any other information, including any pricing or discounts, offered to be provided by Stryker to Recipient in connection with this quote, without Stryker's prior written approval, except as may be requested by law or by lawful order of any applicable government agency.

**Terms:** Net 30 days. FOB origin. A copy of Stryker Medical's standard terms and conditions can be obtained by calling Stryker Medical's Customer Service at 1-800-Stryker.

In the event of any conflict between Stryker Medical's Standard Terms and Conditions and any other terms and conditions, as may be included in any purchase order or purchase contract, Stryker's terms and conditions shall govern.

**Cancellation and Return Policy:** In the event of damaged or defective shipments, please notify Stryker within 30 days and we will remedy the situation. Cancellation of orders must be received 30 days prior to the agreed upon delivery date. If the order is cancelled within the 30 day window, a fee of 25% of the total purchase order price and return shipping charges will apply.



**CONTRACT PRICING WORKSHEET**  
For MOTOR VEHICLES Only

Contract No.:

VE11-18

Date Prepared:

7/22/2020

**This Worksheet is prepared by Contractor and given to End User. If a PO is issued, both documents MUST be faxed to H-GAC @ 713-993-4548. Therefore please type or print legibly.**

|                 |                      |              |                        |
|-----------------|----------------------|--------------|------------------------|
| Buying Agency:  | HARRIS COUNTY ESD #1 | Contractor:  | MOORE CDJR             |
| Contact Person: | JEREMY HYDE          | Prepared By: | JARROD RUNNELS         |
| Phone:          | 281-977-3806         | Phone:       | 409-895-3858           |
| Fax:            |                      | Fax:         | 409-895-3884           |
| Email:          | jhyde@hced.com       | Email:       | fleetsales@outlook.com |

|               |     |                                  |
|---------------|-----|----------------------------------|
| Product Code: | J17 | RAM 3500 REGULAR CAB AND CHASSIS |
|---------------|-----|----------------------------------|

**A. Product Item Base Unit Price Per Contractor's H-GAC Contract:** \$ 21,760.00

**B. Published Options - Itemize below - Attach additional sheet(s) if necessary - Include Option Code in description if applicable.**  
(Note: Published Options are options which were submitted and priced in Contractor's bid.)

| Description                                  | Cost        | Description                                        | Cost         |
|----------------------------------------------|-------------|----------------------------------------------------|--------------|
| ETK 6.7L I6 CUMMINS TURBO DIESEL             | \$ 7,595.00 | 2020 RAM 3500 CAB AND CHASSIS DRW 84" CA, 167.5 WB |              |
| 6-SPD AUTO TRANS AISIN TRANS                 | \$ 1,600.00 | POWER WINDOWS/LOCKS                                |              |
| WLA DUAL REAR WHEELS                         | \$ -        | BRILLIANT BLACK                                    |              |
| AJH POWER WINDOWS, REMOTES AND KEYLESS ENTRY | \$ 850.00   | BLACK/DIESEL GRAY 40/20/40 VINYL SEATING           |              |
| AH2 AMBULANCE PREP GROUP                     | \$ 445.00   |                                                    |              |
| POWER MIRRORS                                | \$ -        |                                                    |              |
| LOTH 40/20/40 BENCH SEAT                     | \$ 295.00   |                                                    |              |
| GFD REAR SLIDING WINDOW                      | \$ 295.00   | ORDER BY 7/31/2020                                 |              |
|                                              |             |                                                    |              |
|                                              |             | Subtotal From Additional Sheet(s):                 | \$ -         |
|                                              |             | Subtotal B:                                        | \$ 11,080.00 |

**APPROVED**  
Document approved by Harris County ESD-1  
Board of Commissioners  
By a Majority Vote  
on 7-28-2020 (Date)  
President of ESD-1 Secretary of ESD-1

**C. Unpublished Options - Itemize below / attach additional sheet(s) if necessary.**  
(Note: Unpublished options are items which were not submitted and priced in Contractor's bid.)

| Description                                       | Cost        | Description | Cost        |
|---------------------------------------------------|-------------|-------------|-------------|
| CONCESSION DIFFERENCE BETWEEN GAS & DIESEL ENGINE | \$ 8,026.00 |             |             |
| 84" CAB TO AXLE                                   | \$ 200.00   |             |             |
|                                                   |             | Subtotal C: | \$ 8,226.00 |

**Check:** Total cost of Unpublished Options (C) cannot exceed 25% of the total of the Base Unit Price plus Published Options (A+B). For this transaction the percentage is: 25.0%

**D. Total Cost Before Any Applicable Trade-In / Other Allowances / Discounts (A+B+C):**

|                   |   |                          |              |   |             |               |
|-------------------|---|--------------------------|--------------|---|-------------|---------------|
| Quantity Ordered: | 3 | X Subtotal of A + B + C: | \$ 41,066.00 | = | Subtotal D: | \$ 123,198.00 |
|-------------------|---|--------------------------|--------------|---|-------------|---------------|

**E. H-GAC Order Processing Charge (Amount Per Current Policy):** Subtotal E: \$ 600.00

**F. Trade-Ins / Special Discounts / Other Allowances / Freight / Installation / Miscellaneous Charges:**

| Description          | Cost        | Description | Cost        |
|----------------------|-------------|-------------|-------------|
| 100 MILES @ \$1.75x3 | \$ 525.00   |             |             |
| DISCOUNT             | \$ (667.50) |             |             |
|                      |             | Subtotal F: | \$ (142.50) |

**Delivery Date:** 120-150 DAYS **G. Total Purchase Price (D+E+F):** \$ 123,655.50



## President's Report – HCEC

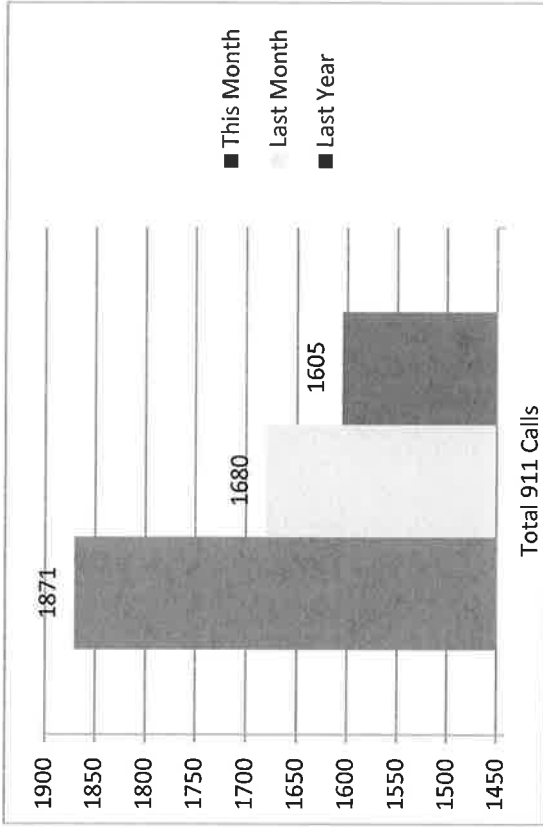

### July 2020 Meeting

- HCEC responded to 1871 911 calls this month, compared to 1680 in the previous month. Our response time is 8:48.
- HCEC is still responding well to the COVID-19 pandemic. Our call volume is still higher than normal. We are monitoring a few employees for illness.
- HCEC implemented another peak basic truck, M930 at the Fallbrook station due to high call volume. We are in the process of hiring more part time EMTs.
- HCEC deployed an ambulance to Brownsville earlier in the month to help with their excess call volume. Our crew assisted there for 10 days. This was state funded.
- HCEC is still receiving adequate PPE stock from the state.

Ambulance Failures: 10 (0 during response/patient care)

Fleet Accident: 2 (1801, 1208, minor)

# HCEC Activity June 2020







Division Harris County Emerg Corps

# 911 STATISTICS REPORT FOR PERIOD 06-01-20 to 06-30-20

7/2/2020 5:31:16 PM Page 1 of 15

| RESPONSE PRIORITY SUMMARY |            |            |            |            |           |             |
|---------------------------|------------|------------|------------|------------|-----------|-------------|
| TYPE                      | Alpha      | Bravo      | Charlie    | Delta      | Echo      | Total       |
| District                  | 22         | 20         | 20         | 84         | 28        | 205         |
| Medic                     | 401        | 217        | 365        | 575        | 39        | 1871        |
| Medical Director          |            |            |            |            | 1         | 1           |
| <b>Total</b>              | <b>423</b> | <b>237</b> | <b>385</b> | <b>659</b> | <b>67</b> | <b>2077</b> |

\* All units assigned to a response that went enroute

| OUT OF THE CHUTE RESPONSE AVERAGES AND STATISTICS BY APPARATUS TYPE |                     |                     |                    |                        |                      |                       |
|---------------------------------------------------------------------|---------------------|---------------------|--------------------|------------------------|----------------------|-----------------------|
| APPARATUS TYPE                                                      | ASSIGNED TO ENROUTE | ASSIGNED TO ONSCENE | ENROUTE TO ONSCENE | HOSPITAL TO IN-SERVICE | AVERAGE ONSCENE TIME | AVERAGE INCIDENT TIME |
| District                                                            | 00:54               | 07:13               | 06:19              | 16:47                  | 00:21:50             | 29:10                 |
| Medic                                                               | 01:20               | 08:48               | 07:28              | 34:55                  | 00:18:22             | 03:08                 |

\* All units assigned to a response that went enroute in district, NO mutual aid responses

| SERVICE LEVEL STATUS CHANGES BY DAY |          |          |          |          |          |          |          |          |          |          |           |          |          |           |           |            |
|-------------------------------------|----------|----------|----------|----------|----------|----------|----------|----------|----------|----------|-----------|----------|----------|-----------|-----------|------------|
| Status Level                        | 03       | 04       | 05       | 06       | 08       | 09       | 12       | 13       | 22       | 23       | 25        | 27       | 28       | 29        | 30        | Total      |
| 2020-06 LEVEL -                     | 2        | 2        | 3        | 3        | 1        | 3        | 3        | 1        | 4        | 4        | 2         | 3        | 7        | 8         | 46        |            |
| LEVEL 0                             | 1        | 1        | 2        | 1        | 1        | 2        | 1        | 1        | 5        | 2        | 6         | 18       |          |           |           |            |
| LEVEL 1                             | 1        | 3        | 3        | 5        | 1        | 3        | 3        | 2        | 3        | 1        | 3         | 2        | 3        | 5         | 3         | 41         |
| <b>Totals</b>                       | <b>3</b> | <b>5</b> | <b>6</b> | <b>9</b> | <b>2</b> | <b>7</b> | <b>8</b> | <b>3</b> | <b>8</b> | <b>1</b> | <b>12</b> | <b>4</b> | <b>6</b> | <b>14</b> | <b>17</b> | <b>105</b> |

| SERVICE LEVEL STATUS CHANGES BY HOUR OF DAY |          |          |          |          |          |          |          |          |          |          |          |           |           |           |          |          |            |  |  |  |  |  |  |
|---------------------------------------------|----------|----------|----------|----------|----------|----------|----------|----------|----------|----------|----------|-----------|-----------|-----------|----------|----------|------------|--|--|--|--|--|--|
| Status Level                                | 00       | 09       | 10       | 11       | 12       | 13       | 14       | 15       | 16       | 17       | 18       | 19        | 20        | 21        | 22       | 23       | Total      |  |  |  |  |  |  |
| 2020-06 LEVEL -                             | 3        | 2        | 2        | 2        | 4        | 6        | 2        | 2        | 2        | 6        | 8        | 4         | 6         | 1         | 46       |          |            |  |  |  |  |  |  |
| LEVEL 0                                     | 1        | 1        | 3        | 1        | 4        | 1        | 1        | 1        | 1        | 1        | 1        | 2         | 2         | 18        |          |          |            |  |  |  |  |  |  |
| LEVEL 1                                     | 2        | 1        | 2        | 1        | 2        | 1        | 1        | 1        | 2        | 3        | 3        | 4         | 11        | 3         | 4        | 41       |            |  |  |  |  |  |  |
| <b>Totals</b>                               | <b>3</b> | <b>5</b> | <b>7</b> | <b>2</b> | <b>4</b> | <b>1</b> | <b>4</b> | <b>5</b> | <b>7</b> | <b>5</b> | <b>6</b> | <b>10</b> | <b>13</b> | <b>17</b> | <b>9</b> | <b>7</b> | <b>105</b> |  |  |  |  |  |  |



Division Harris County Emerg Corps

# 911 STATISTICS REPORT FOR PERIOD 06-01-20 to 06-30-20

7/2/2020 5:31:16 PM Page 2 of 15

## DAILY RESPONSE TOTALS BY APPARATUS TYPE

|                  | 2020/06 | 1  | 2  | 3  | 4  | 5  | 6  | 7  | 8  | 9  | 10 | 11 | 12 | 13 | 14 | 15 | 16 | 17 | 18 | 19 | 20 | 21 | 22 | 23 | 24 | 25 | 26 | 27 | 28 | 29 | 30   | Total |
|------------------|---------|----|----|----|----|----|----|----|----|----|----|----|----|----|----|----|----|----|----|----|----|----|----|----|----|----|----|----|----|----|------|-------|
| District         | 8       | 9  | 8  | 12 | 7  | 9  | 9  | 7  | 7  | 7  | 6  | 8  | 6  | 9  | 9  | 4  | 2  | 6  | 10 | 6  | 10 | 3  | 9  | 6  | 4  | 15 | 9  | 10 | 5  | 8  | 228  |       |
| Medic            | 55      | 47 | 56 | 67 | 78 | 68 | 59 | 62 | 62 | 66 | 54 | 64 | 62 | 66 | 57 | 58 | 52 | 61 | 69 | 58 | 64 | 66 | 68 | 66 | 73 | 74 | 62 | 77 | 80 | 80 | 1931 |       |
| Medical Director |         |    |    |    |    |    |    |    |    |    |    |    |    |    |    |    |    |    |    |    |    |    |    |    |    |    |    |    |    |    | 1    |       |
| Rehab            |         |    |    |    |    |    |    |    |    |    |    |    |    |    |    |    |    |    |    |    |    |    |    |    |    |    |    |    |    |    | 1    |       |
| Supervisor       |         |    |    |    |    |    |    |    |    |    |    |    |    |    |    |    |    |    |    |    |    |    |    |    |    |    |    |    |    |    | 1    |       |
| Totals           | 63      | 56 | 64 | 80 | 85 | 77 | 68 | 69 | 69 | 73 | 60 | 72 | 68 | 75 | 66 | 62 | 54 | 67 | 79 | 64 | 74 | 69 | 77 | 72 | 78 | 89 | 71 | 88 | 85 | 89 | 2163 |       |

\* All units assigned to a response that went enroute

## DAILY RESPONSE TOTALS BY UNIT

|        | 2020/06 | 1  | 2  | 3  | 4  | 5  | 6  | 7  | 8  | 9  | 10 | 11 | 12 | 13 | 14 | 15 | 16 | 17 | 18 | 19 | 20 | 21 | 22 | 23 | 24 | 25 | 26 | 27 | 28 | 29 | 30  | Total |
|--------|---------|----|----|----|----|----|----|----|----|----|----|----|----|----|----|----|----|----|----|----|----|----|----|----|----|----|----|----|----|----|-----|-------|
| 9813   |         |    |    |    |    |    |    |    |    |    |    |    |    |    |    |    |    |    |    |    |    |    |    |    |    |    |    |    |    |    |     | 1     |
| CHP1   |         |    |    |    |    |    |    |    |    |    |    |    |    |    |    |    |    |    |    |    |    |    |    |    |    |    |    |    |    |    |     | 2     |
| D90    | 5       | 4  | 3  | 4  | 5  | 5  | 3  | 4  | 4  | 6  | 3  | 5  | 4  | 3  | 2  | 2  | 2  | 2  | 3  | 3  | 5  | 5  | 1  | 4  | 2  | 1  | 6  | 6  | 4  | 5  | 3   | 112   |
| D901   | 3       | 2  | 3  | 7  |    | 3  | 6  | 2  | 3  | 1  | 3  | 2  | 2  | 2  | 6  | 5  | 2  |    | 5  |    | 4  | 2  | 5  | 3  | 3  | 3  | 8  | 3  | 6  |    | 5   | 94    |
| HCMD1  |         |    |    |    |    |    |    |    |    |    |    |    |    |    |    |    |    |    |    |    |    |    |    |    |    |    |    |    |    |    |     | 1     |
| M91    | 6       | 7  | 9  | 7  | 9  | 9  | 6  | 5  | 7  | 6  | 6  | 9  | 7  | 9  | 6  | 5  | 8  | 5  | 9  | 8  | 10 | 6  | 9  | 8  | 8  | 11 | 6  | 9  | 9  | 5  | 224 |       |
| M910   | 4       | 5  | 4  | 6  | 5  | 8  | 7  | 5  | 3  | 5  | 5  | 5  | 6  | 3  | 4  | 7  | 7  | 7  | 3  | 4  | 3  | 7  | 5  | 4  | 6  | 5  | 4  | 5  | 6  | 5  | 153 |       |
| M92    | 6       | 3  | 5  | 8  | 9  | 8  | 9  | 8  | 6  | 9  | 5  | 10 | 6  | 7  | 5  | 5  | 2  | 4  | 6  | 4  | 6  | 6  | 9  | 7  | 6  | 5  | 6  | 9  | 10 | 7  | 196 |       |
| M920   | 6       | 5  | 8  | 6  | 8  | 9  | 8  | 7  | 4  | 8  | 7  | 8  | 5  | 8  | 7  | 4  | 5  | 4  | 6  | 7  | 2  | 7  | 7  | 7  | 9  | 6  | 5  | 9  | 11 | 9  | 137 |       |
| M93    |         |    |    |    |    |    |    |    |    |    |    |    |    |    |    |    |    |    |    |    |    |    |    |    |    |    |    |    |    |    |     | 202   |
| M930   |         |    |    |    |    |    |    |    |    |    |    |    |    |    |    |    |    |    |    |    |    |    |    |    |    |    |    |    |    |    |     | 33    |
| M94    | 5       | 5  | 5  | 7  | 9  | 5  | 6  | 8  | 8  | 7  | 6  | 5  | 6  | 5  | 6  | 5  | 6  | 7  | 5  | 5  | 9  | 3  | 4  | 5  | 7  | 6  | 7  | 7  | 6  | 8  | 9   | 186   |
| M940   | 7       | 6  | 4  | 7  | 11 | 6  | 6  | 7  | 10 | 6  | 4  | 5  | 7  | 5  | 5  | 5  | 7  | 4  | 5  | 7  | 5  | 7  | 6  | 7  | 6  | 7  | 8  | 5  | 6  | 7  | 191 |       |
| M95    | 6       | 6  | 7  | 9  | 13 | 5  | 3  | 8  | 6  | 3  | 6  | 8  | 7  | 4  | 8  | 8  | 3  | 6  | 5  | 3  | 6  | 6  | 6  | 4  | 5  | 2  | 6  | 12 | 7  | 9  | 187 |       |
| M950   |         |    |    |    |    |    |    |    |    |    |    |    |    |    |    |    |    |    |    |    |    |    |    |    |    |    |    |    |    |    |     | 13    |
| M96    | 8       | 4  | 7  | 8  | 9  | 8  | 7  | 6  | 7  | 9  | 5  | 7  | 5  | 11 | 9  | 9  | 9  | 7  | 8  | 6  | 5  | 8  | 8  | 10 | 7  | 8  | 10 | 2  | 9  | 8  | 222 |       |
| M97    | 3       | 4  | 3  | 3  | 3  | 5  | 2  | 6  | 3  | 7  | 4  | 4  | 3  | 2  | 4  | 5  | 2  | 1  | 3  | 2  | 3  | 7  | 1  | 5  | 4  | 4  | 4  | 4  | 4  | 9  | 114 |       |
| M99    | 3       | 4  | 2  | 6  | 4  | 6  | 4  | 3  | 6  |    |    |    |    |    |    |    |    |    |    |    |    |    |    |    |    |    |    |    |    |    |     | 49    |
| M990   |         |    |    |    |    |    |    |    |    |    |    |    |    |    |    |    |    |    |    |    |    |    |    |    |    |    |    |    |    |    |     | 13    |
| Totals | 62      | 55 | 60 | 78 | 85 | 77 | 67 | 67 | 70 | 67 | 72 | 59 | 74 | 64 | 75 | 65 | 63 | 54 | 65 | 76 | 63 | 71 | 66 | 77 | 72 | 75 | 89 | 70 | 86 | 86 | 91  | 2134  |

\* All units assigned to a response that went enroute





Division Harris County Emerg Corps

# 911 STATISTICS REPORT FOR PERIOD 06-01-20 to 06-30-20

7/2/2020 5:31:16 PM Page 4 of 15

| TRANSPORTS BY UNIT |           |           |           |           |           |           |           |           |           |           |           |           |           |           |           |           |           |           |           |           |           |           |           |           |           |           |           |           |           |             |       |     |
|--------------------|-----------|-----------|-----------|-----------|-----------|-----------|-----------|-----------|-----------|-----------|-----------|-----------|-----------|-----------|-----------|-----------|-----------|-----------|-----------|-----------|-----------|-----------|-----------|-----------|-----------|-----------|-----------|-----------|-----------|-------------|-------|-----|
| 2020/06            | 01        | 02        | 03        | 04        | 05        | 06        | 07        | 08        | 09        | 10        | 11        | 12        | 13        | 14        | 15        | 16        | 17        | 18        | 19        | 20        | 21        | 22        | 23        | 24        | 25        | 26        | 27        | 28        | 29        | 30          | Total |     |
| M91                | 5         | 4         | 7         | 7         | 7         | 6         | 5         | 7         | 6         | 4         | 6         | 10        | 4         | 6         | 7         | 4         | 7         | 6         | 7         | 5         | 8         | 6         | 6         | 5         | 9         | 9         | 9         | 3         | 9         | 7           | 6     | 191 |
| M910               | 5         | 5         | 3         | 4         | 5         | 6         | 4         | 4         | 3         | 7         | 3         | 4         | 2         | 6         | 4         | 2         | 3         | 2         | 1         | 2         | 4         | 3         | 4         | 2         | 2         | 3         | 4         | 7         | 3         | 3           | 110   |     |
| M92                | 6         | 3         | 5         | 6         | 10        | 7         | 6         | 8         | 6         | 7         | 5         | 9         | 5         | 7         | 6         | 4         | 2         | 6         | 6         | 3         | 9         | 5         | 5         | 5         | 6         | 5         | 6         | 5         | 8         | 16          | 187   |     |
| M920               | 6         | 3         | 8         | 8         | 8         | 6         | 6         | 5         | 2         | 8         | 9         | 11        | 6         | 10        | 7         | 5         | 3         | 7         | 7         | 3         | 9         | 12        | 10        | 9         | 4         | 5         | 6         | 9         | 4         | 14          | 210   |     |
| M930               |           |           |           |           |           |           |           |           |           |           |           |           |           |           |           |           |           |           |           |           |           |           |           |           |           |           |           |           |           |             | 29    |     |
| M94                | 5         | 4         | 4         | 10        | 2         | 2         | 5         | 7         | 5         | 9         | 3         | 4         | 4         | 9         | 2         | 7         | 4         | 4         | 7         | 6         | 2         | 5         | 4         | 3         | 5         | 5         | 7         | 5         | 4         | 8           | 151   |     |
| M940               | 4         | 6         | 3         | 7         | 9         | 4         | 5         | 7         | 12        | 5         | 4         | 6         | 8         | 8         | 5         | 4         | 3         | 3         | 3         | 5         | 2         | 7         | 5         | 4         | 3         | 3         | 4         | 4         | 10        | 8           | 167   |     |
| M95                | 5         | 3         | 5         | 5         | 8         | 5         | 4         | 5         | 7         | 3         | 8         | 6         | 8         | 2         | 8         | 10        | 2         | 4         | 2         | 2         | 6         | 6         | 3         | 4         | 5         | 2         | 2         | 13        | 10        | 8           | 161   |     |
| M950               |           |           |           |           |           |           |           |           |           |           |           |           |           |           |           |           |           |           |           |           |           |           |           |           |           |           |           |           |           |             | 10    |     |
| M96                | 5         | 3         | 5         | 9         | 5         | 6         | 4         | 8         | 4         | 8         | 5         | 8         | 5         | 9         | 14        | 7         | 6         | 11        | 4         | 7         | 8         | 9         | 6         | 8         | 6         | 4         | 2         | 8         | 7         | 9           | 200   |     |
| M97                | 2         | 2         | 2         | 4         | 2         | 2         | 1         | 4         | 3         | 17        | 3         | 5         | 2         | 2         | 3         | 3         | 5         | 2         | 2         | 2         | 2         | 5         | 1         | 2         | 3         | 3         | 5         | 4         | 7         | 98          |       |     |
| M99                | 1         | 5         | 1         | 2         | 4         | 7         | 3         | 1         | 2         |           |           |           |           |           |           |           |           |           |           |           |           |           |           |           |           |           |           |           |           |             | 43    |     |
| M990               |           |           |           |           |           |           |           |           |           |           |           |           |           |           |           |           |           |           |           |           |           |           |           |           |           |           |           |           |           |             | 10    |     |
| <b>Total</b>       | <b>44</b> | <b>38</b> | <b>43</b> | <b>62</b> | <b>60</b> | <b>56</b> | <b>42</b> | <b>54</b> | <b>45</b> | <b>89</b> | <b>50</b> | <b>67</b> | <b>49</b> | <b>66</b> | <b>63</b> | <b>51</b> | <b>39</b> | <b>60</b> | <b>48</b> | <b>47</b> | <b>54</b> | <b>63</b> | <b>49</b> | <b>53</b> | <b>52</b> | <b>53</b> | <b>73</b> | <b>74</b> | <b>92</b> | <b>1689</b> |       |     |

| NATURE SUMMARY BY UNIT |       |
|------------------------|-------|
| Response Description   | Total |
| ACCNT FD WITH INJURIES | 1     |
| ALARM                  | 23    |
| ALLERGIC REACTION      | 13    |
| ARREST                 | 15    |
| ASSAULT                | 93    |
| ASSIST                 | 1     |
| AUTO-MOTORCYCLE        | 2     |
| AUTO-PEDESTRIAN        | 2     |
| BITE/ATTACK            | 3     |
| CALL                   | 292   |
| CARBON MONOXIDE/HAZMAT | 1     |
| CARDIAC                | 149   |
| CHOKING                | 7     |
| CITIZEN ASSIST         | 6     |
| CONVULSIONS/SEIZURES   | 2     |
| CVA ABNORMAL BREATHING | 12    |
| CVA LOSS OF BALANCE    | 1     |
| CVA NOT ALERT          | 1     |
| CVA PARALYSIS          | 11    |
| CVA SPEECH PROBLEM     | 3     |
| CVA STROKE HISTORY     | 6     |
| CVA VISION PROBLEMS    | 1     |
| CVA WEAKNESS           | 4     |



**Division Harris County Emerg Corps**

**911 STATISTICS REPORT FOR PERIOD 06-01-20 to 06-30-20**

7/2/2020 5:31:16 PM Page 5 of 15

| Response Description   | M91 | M910 | M92 | M920 | M93 | M930 | M94 | M940 | M95 | M950 | M96 | M97 | M99 | M990 | Total |
|------------------------|-----|------|-----|------|-----|------|-----|------|-----|------|-----|-----|-----|------|-------|
| DIABETIC               | 3   | 2    | 2   | 1    | 1   | 1    | 4   | 5    | 2   | 2    | 2   |     |     |      | 23    |
| DOA                    | 3   |      |     |      |     |      |     |      | 3   |      |     |     |     |      | 6     |
| DOWN                   | 1   |      |     |      | 1   |      |     | 2    |     |      |     |     |     |      | 4     |
| ELECTROCUTION          |     |      | 1   |      |     |      |     |      |     |      |     |     |     |      | 1     |
| FALLS                  | 1   | 2    | 2   | 1    | 2   | 1    | 1   | 1    | 2   | 2    | 2   |     | 1   |      | 15    |
| FIRE                   | 6   | 1    | 1   |      |     |      |     |      |     | 1    |     |     |     |      | 8     |
| FULL ARREST            | 3   | 1    | 1   |      | 5   | 2    | 5   | 2    | 2   | 7    |     |     |     |      | 26    |
| HAZMAT UNCONTAINED     |     |      |     |      |     |      |     |      |     |      |     |     |     |      | 1     |
| HEADACHE               | 3   | 1    | 4   | 2    | 5   | 1    | 1   | 1    | 3   | 2    | 2   | 1   | 1   |      | 24    |
| HEMORRHAGE/LACERATIONS |     | 2    |     | 2    |     |      |     |      |     |      |     |     |     |      | 4     |
| HOUSE FIRE             |     |      |     |      |     |      |     |      |     | 1    |     |     |     |      | 1     |
| INJ. PARTY FROM A FALL | 16  | 14   | 10  | 7    | 12  | 2    | 9   | 14   | 7   | 1    | 9   | 12  | 2   | 1    | 116   |
| INJURED PARTY          | 5   | 5    | 5   | 4    | 3   | 1    | 4   | 5    | 5   | 3    | 3   | 1   | 5   |      | 41    |
| INJURIES (SPECIFIC)    |     |      |     |      |     |      |     |      |     |      |     |     |     |      | 2     |
| LOCKED IN VEHICLE      |     | 1    |     | 1    |     |      |     |      |     | 1    |     |     |     |      | 1     |
| MED CALL               | 1   |      |     |      |     |      | 1   | 2    |     |      |     |     |     |      | 4     |
| MEDICAL CALL           | 32  | 42   | 35  | 23   | 34  | 7    | 33  | 28   | 25  | 2    | 23  | 8   | 12  |      | 304   |
| MOBILE/TRAILER FIRE    | 1   |      |     | 1    | 1   |      | 1   |      |     |      |     | 1   |     |      | 5     |
| MOTOR VEHICLE ACCIDENT | 10  | 31   | 14  | 10   | 14  | 3    | 15  | 11   | 12  | 15   | 10  | 10  | 7   | 1    | 153   |
| Mutual Aid             |     |      |     |      |     |      |     | 2    | 1   | 1    | 1   | 1   | 20  |      | 44    |
| MVA ARREST             | 1   |      |     |      |     |      |     |      | 1   |      |     |     |     | 1    | 4     |
| MVA AUTO PED           | 3   | 1    | 1   |      | 2   | 1    | 2   | 1    |     | 1    | 1   |     |     |      | 12    |
| MVA BIKE MOTORCYCLE    |     |      |     |      |     |      | 1   |      |     |      |     |     |     |      | 1     |
| MVA ENTRAPMENT         | 1   | 1    |     | 4    | 1   |      |     | 3    |     | 2    | 2   | 3   |     |      | 15    |
| MVA HIGH VELOCITY      | 1   |      | 1   |      |     |      | 1   |      |     |      |     |     |     |      | 3     |
| MVA INVOLVING ATV      |     |      |     |      | 1   |      | 1   |      |     | 1    |     |     |     |      | 3     |
| MVA INVOLVING BUILDING | 1   |      |     | 1    |     |      | 1   |      |     |      |     |     |     |      | 3     |
| MVA NOT ALERT AB RESP  |     |      |     |      |     |      |     |      |     |      |     |     |     |      | 1     |
| MVA ROLL OVER          |     |      |     |      |     |      |     | 3    | 5   |      |     |     |     |      | 10    |
| O.B.                   |     |      |     |      |     |      |     | 5    | 2   | 3    | 3   | 1   |     | 1    | 21    |
| OVERDOSE               | 4   | 4    | 1   | 1    | 5   |      | 2   | 3    | 5   | 4    | 4   | 3   |     | 1    | 33    |
| OVERDOSE/POISONING     | 4   |      | 2   |      |     | 2    | 2   | 2    | 2   | 2    | 2   |     |     |      | 16    |
| PAIN                   | 2   | 1    |     | 1    |     |      | 1   |      | 1   |      |     |     |     |      | 6     |
| PARTY                  | 1   | 3    | 1   |      |     |      | 2   | 2    |     | 1    | 1   |     | 1   |      | 11    |
| PERSON                 | 16  | 7    | 17  | 12   | 9   |      | 6   | 17   | 15  | 1    | 17  | 9   |     |      | 126   |
| POSSIBLE D.O.A.        | 2   |      |     | 1    | 1   | 1    | 2   | 2    | 2   | 1    | 1   |     |     |      | 10    |
| PROBLEM                | 2   | 8    | 6   | 2    | 6   | 2    | 2   | 2    | 10  | 6    | 6   |     | 4   |      | 48    |
| PROBLEMS               | 2   | 2    |     |      |     | 2    | 2   |      |     | 2    | 2   |     |     |      | 8     |
| PSYCHIATRIC            | 5   | 8    | 3   | 3    | 14  | 1    | 6   | 4    | 5   | 4    | 4   | 4   | 4   | 1    | 62    |
| REACTION               |     |      |     |      | 1   |      |     |      |     |      |     |     |     |      | 1     |
| RESIDENTIAL FIRE       | 1   |      | 3   |      | 1   |      | 2   | 1    | 1   | 1    | 1   | 2   |     |      | 12    |
| RESIDENTIAL FIRE MULT  |     |      |     |      |     |      | 1   |      |     |      |     |     |     |      | 1     |
| RESIDENTIAL FIRE MULTI |     |      |     | 1    |     |      | 2   |      |     |      |     |     |     |      | 3     |
| RESPIRATORY            | 35  | 5    | 47  | 30   | 44  | 2    | 17  | 20   | 42  | 5    | 45  | 14  |     |      | 306   |
| RESPIRATORY ARREST     |     |      |     |      | 1   |      | 1   | 1    | 2   |      |     |     |     |      | 4     |
| SEIZURES               | 6   | 4    | 4   | 1    | 13  | 3    | 8   | 7    | 16  | 1    | 9   | 5   |     |      | 77    |
| SHOOTING               |     |      |     |      |     |      |     |      | 1   |      |     |     |     |      | 1     |
| SHOOTING / SHOOTING    | 2   |      |     | 2    |     |      | 2   | 1    |     | 3    |     |     |     |      | 10    |



**Division**  
Harris County Emerg Corps

**911 STATISTICS REPORT FOR PERIOD 06-01-20 to 06-30-20**

7/2/2020 5:31:16 PM Page 6 of 15

| Response Description | M91        | M910       | M92        | M920       | M93        | M930      | M94        | M940       | M95        | M950      | M96        | M97        | M99       | M990      | Total       |
|----------------------|------------|------------|------------|------------|------------|-----------|------------|------------|------------|-----------|------------|------------|-----------|-----------|-------------|
| STROKE/CVCA          |            |            | 2          |            | 4          | 2         |            |            |            |           |            |            |           |           | 8           |
| UNCONSCIOUS PARTY    | 12         | 2          | 20         | 9          | 11         | 2         | 21         | 16         | 15         |           | 11         | 7          |           | 1         | 127         |
| UNKNOWN PROBLEM      | 5          | 4          | 3          | 4          | 4          | 3         | 2          | 6          | 2          |           | 7          | 2          |           | 1         | 43          |
| VEHICLE ACCIDENT     | 10         | 13         | 3          | 5          | 4          | 1         | 6          | 5          | 1          | 1         | 3          | 5          | 4         | 1         | 62          |
| WITH EJECTION        |            |            |            |            |            |           |            |            | 1          |           |            |            |           |           | 1           |
| WITH ENTRAPMENT      |            |            |            |            |            |           |            |            | 1          | 1         | 1          | 1          |           |           | 4           |
| WITH ROLLOVER        |            |            | 1          |            |            |           |            |            |            |           |            |            |           |           | 1           |
| <b>Totals</b>        | <b>292</b> | <b>201</b> | <b>266</b> | <b>182</b> | <b>267</b> | <b>37</b> | <b>231</b> | <b>234</b> | <b>247</b> | <b>18</b> | <b>279</b> | <b>145</b> | <b>70</b> | <b>17</b> | <b>2486</b> |

**TRANSPORT DESTINATION SUMMARY BY UNIT**

| Transported To                                     | D901     | M91        | M910       | M92        | M920       | M93        | M930      | M94        | M940       | M95        | M950      | M96        | M97       | M99       | M990      | Total       |
|----------------------------------------------------|----------|------------|------------|------------|------------|------------|-----------|------------|------------|------------|-----------|------------|-----------|-----------|-----------|-------------|
| ADVANCE DERMINTOLOGY                               |          |            |            |            |            |            |           |            |            |            |           |            |           |           |           | 1           |
| BEN TAUB HOSPITAL                                  |          |            |            |            |            | 3          |           |            |            | 1          |           |            |           |           |           | 6           |
| FIRST CHOICE FALLBROOK                             |          |            |            |            |            |            |           |            |            |            |           |            |           |           |           | 1           |
| FIRST CHOICE KINGWOOD                              |          |            |            |            |            |            | 1         |            |            |            |           |            |           |           |           | 1           |
| HOME                                               |          |            |            |            |            |            |           |            |            |            |           |            |           |           |           | 4           |
| HOUSTON NW                                         |          | 2          | 38         | 23         | 19         | 37         | 9         | 12         | 13         | 2          | 6         | 49         | 6         | 8         | 5         | 447         |
| KINGWOOD EMERGENCY CENTER                          |          |            | 1          | 3          | 5          | 1          |           | 3          | 5          |            |           |            | 12        |           |           | 30          |
| KINGWOOD MEDICAL CENTER                            |          | 2          | 17         | 32         | 19         | 1          |           | 21         | 33         | 3          |           |            | 13        | 3         | 1         | 145         |
| Lyndon B Johnson General Hospital                  |          | 12         | 6          | 20         | 3          | 2          |           | 6          | 17         |            |           |            | 3         | 1         | 1         | 71          |
| MD ANDERSON CANCER CENTER                          |          |            | 1          |            |            |            |           |            |            |            |           |            |           |           |           | 2           |
| MEMORIAL HERMANN CYPRESS                           |          |            |            |            |            |            |           |            |            |            |           |            |           |           |           | 1           |
| MEMORIAL HERMANN GREATER HEIGHTS                   |          | 12         | 2          | 1          | 3          | 3          |           |            |            |            |           | 1          |           |           |           | 31          |
| MEMORIAL HERMANN HOSPITAL                          |          | 1          | 2          | 1          |            | 2          |           |            |            | 1          | 1         | 10         | 2         | 2         |           | 12          |
| MEMORIAL HERMANN MEMORIAL CITY                     |          |            |            |            |            |            |           |            |            |            |           |            |           |           |           | 1           |
| MEMORIAL HERMANN NORTHEAST                         |          | 15         | 1          | 97         | 63         | 10         |           | 1          | 1          | 13         | 1         | 2          | 56        | 9         | 3         | 474         |
| MEMORIAL HERMANN SUMMER CREEK EMERGENCY DEPARTMENT |          |            |            |            |            |            |           |            | 4          |            |           |            | 1         |           |           | 5           |
| MEMORIAL HERMANN WOODLANDS                         |          | 4          | 2          | 1          |            | 4          |           |            |            | 10         | 1         | 1          |           |           |           | 23          |
| MEMORIAL HERMANN WOODLANDS                         |          |            |            |            |            | 1          |           |            |            |            |           |            |           |           |           | 1           |
| METHODIST HOSPITAL                                 |          |            | 1          |            |            |            |           |            |            |            |           |            |           |           |           | 3           |
| METHODIST WILLOWBROOK                              | 2        | 19         | 17         | 3          | 1          | 109        | 16        | 1          |            | 1          |           |            | 3         | 1         | 3         | 290         |
| METHODIST WOODLANDS HOSPITAL                       | 1        | 1          | 3          | 1          | 3          | 2          |           | 3          |            | 1          |           | 5          | 1         |           |           | 19          |
| ST LUKE'S MEDICAL CENTER                           |          | 4          | 6          |            |            | 5          | 33        | 1          | 1          | 5          | 10        | 10         | 1         |           |           | 66          |
| ST LUKE'S VINTAGE                                  |          |            |            |            |            |            |           |            |            | 6          |           |            | 3         |           |           | 13          |
| ST LUKE'S WOODLANDS                                |          |            |            | 1          |            | 2          |           | 1          | 1          | 1          | 2         | 2          |           |           |           | 8           |
| TEXAS CHILDRENS HOSPITAL                           |          | 2          |            |            |            |            |           | 2          |            | 1          |           |            |           |           |           | 17          |
| TEXAS CHILDRENS THE WOODLANDS CAMPUS               |          | 10         | 1          |            |            | 1          |           | 2          |            | 3          |           | 2          |           |           |           | 1           |
| THE WOMANS HOSPITAL OF TEXAS                       |          |            |            |            |            |            |           |            |            |            |           |            |           |           |           | 1           |
| Unspecified                                        |          |            |            |            |            |            |           |            |            |            |           |            |           |           |           | 11          |
| VALLEY BAPTIST MEDICAL CENTER                      |          |            |            |            |            |            |           |            |            |            |           |            |           | 2         |           | 2           |
| VETERANS AFFAIRS MEDICAL CENTER                    |          |            |            |            |            |            |           |            |            |            |           |            |           |           |           | 2           |
| WOODWIND LAKES HEALTH & REHAB                      |          |            |            |            |            |            |           |            |            |            |           |            |           |           |           | 1           |
| <b>Totals</b>                                      | <b>2</b> | <b>191</b> | <b>111</b> | <b>187</b> | <b>122</b> | <b>210</b> | <b>29</b> | <b>151</b> | <b>167</b> | <b>161</b> | <b>10</b> | <b>200</b> | <b>98</b> | <b>43</b> | <b>10</b> | <b>1692</b> |



Harris County Emerg Corps

# 911 STATISTICS REPORT FOR PERIOD 06-01-20 to 06-30-20

7/2/2020 5:31:16 PM Page 7 of 15

| Disposition                      | DISPOSITION SUMMARY BY UNIT |            |          |            |            |            |            |            |           |            |            |           |            |            |           |           |      | Total       |
|----------------------------------|-----------------------------|------------|----------|------------|------------|------------|------------|------------|-----------|------------|------------|-----------|------------|------------|-----------|-----------|------|-------------|
|                                  | D90                         | D901       | HCMD+1   | M91        | M910       | M92        | M920       | M93        | M930      | M94        | M940       | M95       | M950       | M96        | M97       | M99       | M990 |             |
| Non-EMS Disposition              | 157                         |            |          |            |            |            |            |            |           |            |            |           |            |            |           |           |      | 270         |
| Accidental Activation            |                             |            | 2        | 1          | 1          | 2          | 2          | 1          | 1         | 1          | 1          | 3         |            |            |           |           |      | 12          |
| Call Cancelled                   |                             |            |          | 1          | 1          | 1          | 3          | 2          | 4         | 4          | 1          | 1         |            | 1          | 2         |           | 2    | 17          |
| Call Complete                    | 197                         |            |          | 121        | 191        | 124        | 208        | 29         | 150       | 165        | 167        | 10        | 198        | 87         | 50        | 11        |      | 1708        |
| Call Complete, No Medical, No Pa |                             |            |          | 1          |            |            |            |            | 1         | 1          |            |           |            |            |           |           |      | 2           |
| Call Out of Territory            |                             |            |          |            | 1          |            |            |            | 1         |            | 1          |           |            |            |           |           |      | 3           |
| Call Referred                    | 3                           |            |          | 3          | 4          | 2          | 2          | 1          | 7         | 1          | 1          |           | 3          | 4          |           | 1         |      | 32          |
| Call Referred, Disregard         | 2                           |            |          | 1          |            |            |            |            |           |            |            |           |            |            |           |           |      | 3           |
| Call Unfounded                   |                             |            |          | 5          | 4          |            | 2          | 2          | 4         | 2          | 2          |           |            | 1          | 3         |           |      | 23          |
| Clear Hospital                   |                             |            |          | 1          | 1          |            |            |            | 1         | 1          | 2          |           |            | 1          |           |           |      | 6           |
| Death on Scene                   | 3                           |            |          | 1          | 1          | 1          | 3          | 1          | 5         | 1          | 8          | 1         | 6          |            |           |           |      | 31          |
| Disregard                        | 10                          |            |          | 14         | 13         | 5          | 6          | 1          | 8         | 4          | 14         |           | 14         | 7          | 4         |           |      | 100         |
| Disregard by Alarm Co            |                             |            |          |            |            |            |            |            |           |            |            |           | 3          |            |           |           |      | 3           |
| Disregard, No Patient Contact    |                             |            |          | 6          | 4          | 1          | 1          | 3          | 1         | 1          | 1          |           | 11         | 2          |           | 1         |      | 1           |
| Fire - Call Complete             |                             |            |          |            |            |            |            |            |           | 1          |            |           |            |            |           |           |      | 1           |
| Fire - False Alarm               |                             |            |          |            |            |            |            |            | 2         |            |            |           |            |            |           |           |      | 1           |
| Fire - Fire Extinguished         |                             |            |          | 1          | 1          | 2          | 2          | 1          | 2         |            |            |           |            |            |           |           |      | 5           |
| Fire - First Responder only      |                             |            |          | 2          | 2          |            |            |            |           |            |            |           |            |            |           |           |      | 4           |
| Fire - Settled at Scene          | 1                           |            |          | 1          | 2          | 2          | 4          | 2          | 3         | 3          | 1          | 1         | 1          | 1          | 1         |           |      | 11          |
| No Medical                       |                             |            |          | 6          | 2          | 4          | 2          | 2          | 3         | 7          | 8          | 1         | 5          | 5          |           |           |      | 43          |
| No Patient Contact               | 1                           |            |          | 1          | 1          | 1          | 2          | 2          | 5         | 5          |            |           | 1          | 3          |           |           |      | 14          |
| Patient Gone on Arrival          | 1                           |            |          | 3          | 1          | 1          | 1          | 1          | 2         | 2          | 1          |           | 1          | 1          |           |           |      | 14          |
| PR Rounds                        | 1                           |            |          |            |            |            |            |            |           |            |            |           |            |            |           |           |      | 1           |
| Public Assist Only               | 1                           |            |          |            |            |            |            |            |           |            |            |           |            |            |           |           |      | 1           |
| Refusal AMA                      | 57                          |            |          | 37         | 38         | 37         | 31         | 4          | 42        | 32         | 31         | 5         | 31         | 24         | 12        |           | 3    | 384         |
| Refusal Parental                 | 7                           |            |          | 1          | 1          | 1          | 1          | 1          | 5         | 3          | 6          |           | 5          |            |           |           |      | 30          |
| <b>Totals</b>                    | <b>157</b>                  | <b>111</b> | <b>2</b> | <b>292</b> | <b>201</b> | <b>266</b> | <b>182</b> | <b>267</b> | <b>37</b> | <b>234</b> | <b>247</b> | <b>18</b> | <b>279</b> | <b>141</b> | <b>70</b> | <b>17</b> |      | <b>2752</b> |







**Division Harris County Emerg Corps**

**911 STATISTICS REPORT FOR PERIOD 06-01-20 to 06-30-20**

7/2/2020 5:31:16 PM Page 9 of 15

|             |            |          |         |                               |                      |           |                       |
|-------------|------------|----------|---------|-------------------------------|----------------------|-----------|-----------------------|
| 20-06-25267 | 06/19/2020 | 09:32:14 | M97     | 28C03J CVA SPEECH PROBLEM     | Atascocita FD        | 377B      | CALL CANCELLED        |
| 20-06-25267 | 06/19/2020 | 09:32:14 | STROKE  | 28C03J CVA SPEECH PROBLEM     | Atascocita FD        | 377B      | CALL CANCELLED        |
| 20-06-25306 | 06/19/2020 | 14:04:57 | PPE     | 28A03 MEDICAL CALL            | Eastex FD            | 415J      | CALL COMPLETE         |
| 20-06-25428 | 06/20/2020 | 12:21:29 | M95     | 32B1 UNKNOWN PROBLEM          | HC-Agency Unknown    | NOT FOUND | CALL OUT OF TERRITORY |
| 20-06-25729 | 06/22/2020 | 11:44:13 | M940    | MOTOR VEHICLE ACCIDENT        | HC-Agency Unknown    | 375K      | NO MEDICAL            |
| 20-06-25765 | 06/22/2020 | 13:59:12 | M97     | 17D04 INJ. PARTY FROM A FALL  | Atascocita FD        | 377D      | CALL COMPLETE         |
| 20-06-25873 | 06/23/2020 | 10:28:21 | CHP1    | MEDICAL CALL                  | Westfield FD         | 414P      | CALL COMPLETE         |
| 20-06-25886 | 06/23/2020 | 12:14:02 | M95     | 31C1 UNCONSCIOUS PARTY        | CC-Cypress Creek EMS | 333J      | REFUSAL AMA           |
| 20-06-26070 | 06/24/2020 | 14:30:50 | CHP1    | MEDICAL ALARM                 | Westfield FD         | 413D      | DISREGARD             |
| 20-06-26320 | 06/26/2020 | 03:41:04 | M96     | 21A01M MEDICAL CALL           | HC-Agency Unknown    | 411P      | REFUSAL AMA           |
| 20-06-26341 | 06/26/2020 | 09:47:10 | STROKE  | 31D4 UNCONSCIOUS PARTY        | Westfield FD         | 414U      | CALL COMPLETE         |
| 20-06-26423 | 06/26/2020 | 18:56:19 | M97     | 10D02 CARDIAC                 | Atascocita FD        | 376H      | CALL COMPLETE         |
| 20-06-26424 | 06/26/2020 | 19:08:14 | CHP1    | SICK PERSON                   | Eastex FD            | 374V      | REFUSAL AMA           |
| 20-06-26636 | 06/28/2020 | 04:58:07 | 9910    | 31D3 UNCONSCIOUS PARTY        | Eastex FD            | 375U      | CALL COMPLETE         |
| 20-06-26828 | 06/29/2020 | 12:12:16 | M99     | MEDICAL CALL                  | HC-Agency Unknown    | NOT FOUND | CALL COMPLETE         |
| 20-06-26838 | 06/29/2020 | 13:43:15 | M99     | MEDICAL CALL                  | HC-Agency Unknown    | NOT FOUND | CALL COMPLETE         |
| 20-06-26846 | 06/29/2020 | 15:11:04 | M97     | 31C2 UNCONSCIOUS PARTY        | Atascocita FD        | 337W      | CALL COMPLETE         |
| 20-06-26848 | 06/29/2020 | 15:21:17 | M99     | SICK PERSON                   | HC-Agency Unknown    | NOT FOUND | CALL COMPLETE         |
| 20-06-26856 | 06/29/2020 | 16:20:52 | M99     | MEDICAL CALL                  | HC-Agency Unknown    | NOT FOUND | CALL COMPLETE         |
| 20-06-26862 | 06/29/2020 | 17:20:48 | M99     | MEDICAL CALL                  | HC-Agency Unknown    | NOT FOUND | CALL COMPLETE         |
| 20-06-26942 | 06/30/2020 | 05:05:49 | PPE     | 6D02 RESPIRATORY              | Eastex FD            | 375M      | CALL COMPLETE         |
| 20-06-26946 | 06/30/2020 | 06:11:44 | PPE     | SICK PERSON                   | Westfield FD         | 414A      | CALL COMPLETE         |
| 20-06-26954 | 06/30/2020 | 07:12:47 | PPE     | SICK PERSON                   | Eastex FD            | 374V      | CALL COMPLETE         |
| 20-06-26981 | 06/30/2020 | 10:20:40 | PPE     | SICK PERSON                   | Eastex FD            | 375U      | CALL COMPLETE         |
| 20-06-26992 | 06/30/2020 | 11:12:53 | M99     | MEDICAL CALL                  | HC-Agency Unknown    | NOT FOUND | CALL COMPLETE         |
| 20-06-27003 | 06/30/2020 | 12:39:03 | M99     | MEDICAL CALL                  | HC-Agency Unknown    | NOT FOUND | CALL COMPLETE         |
| 20-06-27021 | 06/30/2020 | 13:48:48 | M99     | MEDICAL CALL                  | HC-Agency Unknown    | NOT FOUND | CALL COMPLETE         |
| 20-06-27023 | 06/30/2020 | 13:53:09 | PPE     | 6D02 RESPIRATORY              | Eastex FD            | 376U      | CALL COMPLETE         |
| 20-06-27024 | 06/30/2020 | 14:03:38 | PPE     | 6D02 RESPIRATORY              | Westfield FD         | 414F      | CALL COMPLETE         |
| 20-06-27035 | 06/30/2020 | 14:34:18 | Level 0 | 29B01V MOTOR VEHICLE ACCIDENT | Eastex FD            | 374V      | CALL COMPLETE         |
| 20-06-27047 | 06/30/2020 | 15:10:49 | PPE     | 12D02 SEIZURES                | Eastex FD            | 414H      | CALL COMPLETE         |
| 20-06-27062 | 06/30/2020 | 16:24:43 | Level 1 | MEDICAL ALARM                 | Eastex FD            | 376U      | ACCIDENTAL ACTIVATION |
| 20-06-27063 | 06/30/2020 | 16:28:46 | M99     | MEDICAL CALL                  | HC-Agency Unknown    | NOT FOUND | CALL COMPLETE         |
| 20-06-27069 | 06/30/2020 | 17:20:13 | M99     | MEDICAL CALL                  | HC-Agency Unknown    | NOT FOUND | CALL COMPLETE         |
| 20-06-27077 | 06/30/2020 | 18:33:17 | M99     | MEDICAL CALL                  | HC-Agency Unknown    | NOT FOUND | CALL COMPLETE         |

**Total Mutual Aid Responses Provided By Your District: 50**

**MUTUAL AID PROVIDED TO YOUR DISTRICT**

\*\* None Received \*\*



Harris County Emerg Corps

# 911 STATISTICS REPORT FOR PERIOD 06-01-20 to 06-30-20

7/2/2020 5:31:16 PM Page 10 of 15

## RESPONSE MAP GRID SUMMARY

|      |    |    |
|------|----|----|
| 332L | 2  | 2  |
| 332M | 1  | 1  |
| 332Q | 6  | 6  |
| 332R | 10 | 10 |
| 332T | 1  | 1  |
| 332U | 20 | 20 |
| 332V | 15 | 15 |
| 332Y | 8  | 8  |
| 332Z | 21 | 21 |
| 333J | 6  | 6  |
| 333K | 8  | 8  |
| 333P | 17 | 17 |
| 333Q | 2  | 2  |
| 333S | 1  | 1  |
| 333T | 4  | 4  |
| 333U | 1  | 1  |
| 333W | 3  | 3  |
| 333X | 2  | 2  |
| 333Y | 2  | 2  |
| 334N | 1  | 1  |
| 334Q | 2  | 2  |
| 335N | 1  | 1  |
| 335R | 1  | 1  |
| 335T | 1  | 1  |
| 337S | 1  | 1  |
| 337W | 1  | 1  |
| 337X | 1  | 1  |
| 337Z | 1  | 1  |
| 370Q | 1  | 1  |
| 370R | 1  | 1  |
| 370U | 4  | 4  |
| 370V | 7  | 7  |
| 370Y | 9  | 9  |
| 370Z | 29 | 29 |
| 371N | 10 | 10 |
| 371P | 8  | 8  |



**Division** Harris County Emerg Corps

**911 STATISTICS REPORT FOR PERIOD 06-01-20 to 06-30-20**

| Map Grid | 2020/06 | Total |
|----------|---------|-------|
| 371Q     | 30      | 30    |
| 371R     | 13      | 13    |
| 371S     | 24      | 24    |
| 371T     | 32      | 32    |
| 371U     | 12      | 12    |
| 371V     | 20      | 20    |
| 371W     | 62      | 62    |
| 371X     | 25      | 25    |
| 371Y     | 2       | 2     |
| 371Z     | 21      | 21    |
| 372C     | 17      | 17    |
| 372D     | 20      | 20    |
| 372G     | 13      | 13    |
| 372H     | 27      | 27    |
| 372L     | 1       | 1     |
| 372Q     | 1       | 1     |
| 372R     | 4       | 4     |
| 372S     | 1       | 1     |
| 372T     | 4       | 4     |
| 372U     | 1       | 1     |
| 372W     | 25      | 25    |
| 372X     | 5       | 5     |
| 372Y     | 5       | 5     |
| 372Z     | 4       | 4     |
| 373A     | 18      | 18    |
| 373C     | 1       | 1     |
| 373E     | 9       | 9     |
| 373F     | 4       | 4     |
| 373J     | 39      | 39    |
| 373K     | 1       | 1     |
| 373P     | 4       | 4     |
| 373Q     | 8       | 8     |
| 373R     | 7       | 7     |
| 373T     | 5       | 5     |
| 373U     | 12      | 12    |
| 373V     | 5       | 5     |
| 373W     | 3       | 3     |



**Division Harris County Emerg Corps**

**911 STATISTICS REPORT FOR PERIOD 06-01-20 to 06-30-20**

7/2/2020 5:31:16 PM Page 12 of 15

| Map Grid | 2020/06 | Total |
|----------|---------|-------|
| 373X     | 7       | 7     |
| 373Y     | 4       | 4     |
| 373Z     | 8       | 8     |
| 374U     | 1       | 1     |
| 374V     | 34      | 34    |
| 374W     | 2       | 2     |
| 374Y     | 19      | 19    |
| 374Z     | 83      | 83    |
| 375K     | 1       | 1     |
| 375L     | 6       | 6     |
| 375M     | 11      | 11    |
| 375Q     | 10      | 10    |
| 375R     | 8       | 8     |
| 375T     | 4       | 4     |
| 375U     | 39      | 39    |
| 375V     | 1       | 1     |
| 375W     | 19      | 19    |
| 375X     | 9       | 9     |
| 375Y     | 1       | 1     |
| 375Z     | 2       | 2     |
| 376F     | 3       | 3     |
| 376G     | 1       | 1     |
| 376H     | 2       | 2     |
| 376N     | 4       | 4     |
| 376Q     | 1       | 1     |
| 376R     | 1       | 1     |
| 376S     | 30      | 30    |
| 376T     | 17      | 17    |
| 376U     | 25      | 25    |
| 376V     | 3       | 3     |
| 376W     | 5       | 5     |
| 376X     | 1       | 1     |
| 377B     | 1       | 1     |
| 377D     | 1       | 1     |
| 377S     | 1       | 1     |
| 410D     | 10      | 10    |
| 411A     | 24      | 24    |



**Division Harris County Emerg Corps**

**911 STATISTICS REPORT FOR PERIOD 06-01-20 to 06-30-20**

7/2/2020 5:31:16 PM Page 13 of 15

| Map Grid | 2020/06 | Total |
|----------|---------|-------|
| 411B     | 24      | 24    |
| 411C     | 2       | 2     |
| 411D     | 6       | 6     |
| 411E     | 5       | 5     |
| 411F     | 8       | 8     |
| 411G     | 8       | 8     |
| 411H     | 17      | 17    |
| 411J     | 6       | 6     |
| 411K     | 20      | 20    |
| 411L     | 15      | 15    |
| 411M     | 22      | 22    |
| 411N     | 2       | 2     |
| 411P     | 24      | 24    |
| 411Q     | 9       | 9     |
| 411R     | 2       | 2     |
| 411T     | 8       | 8     |
| 412A     | 14      | 14    |
| 412B     | 14      | 14    |
| 412C     | 26      | 26    |
| 412D     | 20      | 20    |
| 412E     | 5       | 5     |
| 412F     | 19      | 19    |
| 412G     | 9       | 9     |
| 412H     | 8       | 8     |
| 412J     | 27      | 27    |
| 412K     | 17      | 17    |
| 412L     | 1       | 1     |
| 412M     | 14      | 14    |
| 412P     | 7       | 7     |
| 412R     | 17      | 17    |
| 412V     | 1       | 1     |
| 413A     | 12      | 12    |
| 413B     | 15      | 15    |
| 413C     | 2       | 2     |
| 413D     | 11      | 11    |
| 413E     | 20      | 20    |
| 413F     | 18      | 18    |



**Division** Harris County Emerg Corps

**911 STATISTICS REPORT FOR PERIOD 06-01-20 to 06-30-20**

7/2/2020 5:31:16 PM Page 14 of 15

| Map Grid | 2020/06 | Total |
|----------|---------|-------|
| 413G     | 9       | 9     |
| 413H     | 14      | 14    |
| 413J     | 13      | 13    |
| 413K     | 9       | 9     |
| 413L     | 9       | 9     |
| 413M     | 9       | 9     |
| 413N     | 17      | 17    |
| 413P     | 3       | 3     |
| 413Q     | 6       | 6     |
| 413R     | 32      | 32    |
| 413S     | 8       | 8     |
| 413U     | 1       | 1     |
| 413V     | 19      | 19    |
| 414A     | 6       | 6     |
| 414B     | 8       | 8     |
| 414D     | 8       | 8     |
| 414E     | 10      | 10    |
| 414F     | 31      | 31    |
| 414G     | 61      | 61    |
| 414H     | 42      | 42    |
| 414J     | 4       | 4     |
| 414K     | 6       | 6     |
| 414L     | 9       | 9     |
| 414M     | 13      | 13    |
| 414N     | 29      | 29    |
| 414P     | 30      | 30    |
| 414Q     | 16      | 16    |
| 414S     | 17      | 17    |
| 414T     | 27      | 27    |
| 414U     | 13      | 13    |
| 414Y     | 1       | 1     |
| 415A     | 4       | 4     |
| 415B     | 3       | 3     |
| 415C     | 1       | 1     |
| 415J     | 7       | 7     |
| 415K     | 3       | 3     |
| 415L     | 2       | 2     |



**Division Harris County Emerg Corps**

**911 STATISTICS REPORT FOR PERIOD 06-01-20 to 06-30-20**

7/2/2020 5:31:16 PM Page 15 of 15

| Map Grid      | 2020/06     | Total       |
|---------------|-------------|-------------|
| 415M          | 7           | 7           |
| 415P          | 3           | 3           |
| 415Q          | 1           | 1           |
| 415R          | 1           | 1           |
| 416J          | 1           | 1           |
| 496K          | 1           | 1           |
| 532Q          | 23          | 23          |
| NOT FOUND     | 16          | 16          |
| <b>Totals</b> | <b>2101</b> | <b>2101</b> |