



HARRIS COUNTY EMERGENCY SERVICES DISTRICT #1

BOARD OF COMMISSIONERS
REGULAR MEETING

Meeting Date: Wednesday, May 27, 2020
Meeting Time: 9:00 a.m.
Posting Date: Wednesday, May 20, 2020

Location: VIA TELECONFERENCE
281-612-4887


AGENDA

1. Call to order
2. Moment of Silence and Pledge of Allegiance
3. Roll Call of Commissioners
4. Adoption of agenda
5. Open Forum*
6. Open Comments from the Board of Commissioners
7. Review and possibly approve all Meeting Minutes
8. Report from Education for EMS Commissioners Working Group
9. Possible action on the Education for EMS Commissioners Working Group's report
10. Report from Building Committee
11. Possible action on Building Committee report
12. Discuss and possibly approve the Morton Accounting Services' monthly report and authorize payment of bills
13. Possible action on The Morton Accounting Services' monthly report
14. Discuss and possibly approve the utilization of electronic bank payments
15. Discuss and possibly approve additional bank and/or investment accounts
16. Discuss and possibly approve donation of support vehicles
17. Harris County Emergency Corps Report (JH)
18. Possible action on Harris County Emergency Corps Report
19. Adjourn to closed session
 - a. Meeting closed for the purposes to deliberate the appointment, employment, evaluation, reassignment, duties, discipline, or dismissal of a public employee, up to and including Commissioners, Executive Director, Director(s) and potential appointees to the Board of Commissioners - Tex. Gov't Code § 551.074(a) (1).
 - b. Confer with attorney re: pending or threatened litigation - Tex. Gov't Code § 551.071(1) (A).
 - c. Receive advice from attorney regarding legal issues - Tex. Gov't Code § 551.071(2).
 - d. Discussion regarding the purchase, exchange, lease, or value of real property - Tex. Gov't Code § 551.072.
20. Possible action on closed session
21. Announce next Board meeting
22. Adjourn

APPROVED
 Document approved by Harris County ESD-1
 Board of Commissioners
 By a Majority Vote
 on 5-27-2020 (Date)
 President of ESD-1
 Secretary of ESD-1

HARRIS COUNTY EMERGENCY SERVICES
DISTRICT #1


Caryn Papantonakis
Attorney for the District



SEAL

*Persons wishing to speak before the board may speak one time only and will be limited to 5 minutes per speaker

SUPPLEMENTAL AGENDA

HARRIS COUNTY EMERGENCY SERVICES DISTRICT NO. 1

Notice is hereby given that the Board of Commissioners (the "Board") of Harris County Emergency Services District No. 1 (the "District") will hold a regular meeting, open to the public, on **WEDNESDAY, MAY 27, 2020**, at **9:00 a.m.** via teleconference at **281-612-4887**, pursuant to the Texas Governor's suspension of certain Texas Open Meetings Act provisions due to COVID-19, to consider and act upon the following matters:

1. ELECTION AGENDA

- a. Deliver Certificates of Election;
- b. Qualification of Commissioners; and
- c. Administration of Oaths of Office.

ORDEN DEL DÍA COMPLEMENTARIA

DISTINTO DE SERVICIOS DE EMERGENCIA NRO. 1 DEL CONDADO DE HARRIS

*Se notifica por el presente que la Junta de Comisionados (la "Junta") del Distrito de Servicios de Emergencia Nro. 1 del Condado de Harris (el "Distrito") llevará a cabo una asamblea ordinaria abierta al público el **MIÉRCOLES, 27 DE MAYO DE 2020** a las **9:00 a.m.** por teleconferencia llamando a **281-612-4887**, en conformidad con la suspensión de de ciertas disposiciones de la Ley de Asambleas Públicas de Texas decretada por el Gobernador de Texas debido al COVID-19, para considerar y actuar sobre los siguientes asuntos:*

1. ORDEN DEL DÍA REFERENTE A LA ELECCIÓN

- a. *Entregar Certificados de Elección;*
- b. *Análisis de requisitos de los Comisionados; y*
- c. *Tomar juramento para la asunción del cargo;*

BƠ SUNG CHƯƠNG TRÌNH NGHỊ SỰ

CƠ QUAN DỊCH VỤ KHẨN CẤP SỐ 1 QUẬN HARRIS

*Theo đây, chúng tôi xin thông báo Ban Ủy Viên Điều Hành ("Ban Điều Hành") của Cơ Quan Dịch Vụ Khẩn Cấp Số 1 Quận Harris ("Cơ Quan") sẽ tổ chức một cuộc họp thường lệ và công khai vào **THỨ TƯ, NGÀY 27 THÁNG TƯ NĂM, 2020**, vào lúc **9 giờ sáng** bằng hình thức hội nghị từ xa qua số điện thoại **281-612-4887**, theo như quy định của Thống Đốc về việc ngưng hiệu lực của các quy định trong Đạo Luật Nhóm Họp Công Khai Texas do COVID-19, để xem xét và thực hiện các vấn đề sau đây:*

1. *LỊCH TRÌNH NGHỊ SỰ*

- a. *Hoàn tất chứng từ về bầu cử;*

- b. *Duyệt xét về việc hội đủ điều kiện cho các Ủy Viên Hội Đồng; và*
- c. *Điều hành việc tuyên thệ vào văn phòng.*

补充 選舉議程

HARRIS 縣第 1 號緊急服務區

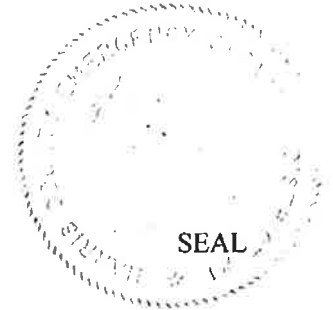
特此通知，因 COVID-19 疫情爆發，Texas 州州長中止了 Texas 州公開會議法案的某些規定，因此，Harris 縣第 1 號緊急服務區 ("行政區") 委員會成員 ("理事會") 將於 2020 年 5 月 27 日，星期二，上午 9:00 召開一般會議，會議將對外開放，在通過電話會議的形式舉行面向公眾開放的例行會議，電話號碼是 281-612-4887，在會議上，董事會將考慮並執行以下事項：

1. 選舉議程

- a. 遞送選舉證明;
- b. 管理委員會委員資格；以及
- c. 官職宣誓監督



Regina D. Adams
Special Counsel/Designated Agent



THIS NOTICE OF MEETING IS INTENDED TO BE A SUPPLEMENTAL NOTICE FOR THE PURPOSE OF ADDING ADDITIONAL SUBJECTS TO THE AGENDA FOR SUCH MEETING WHICH HAS PREVIOUSLY BEEN POSTED IN ACCORDANCE WITH THE TEXAS OPEN MEETINGS ACT.



APPROVED

Document approved by Harris County ESD-1

Board of Commissioners

By a Majority Vote

on 5-27-2020 (Date)


President of ESD-1


Secretary of ESD-1

Harris County Emergency Services District 1

2800 Aldine Bender Road

Houston, Texas 77032

Page 1 of 3

**HARRIS COUNTY EMERGENCY SERVICES DISTRICT #1
BOARD OF COMMISSIONERS
REGULAR MEETING
MINUTES – April 28, 2020**

1. **Call to Order:** Fred Scibuola called the meeting to order at 9:02 am.
2. **Moment of Silence and Pledge of Allegiance:** Fred Scibuola called for a moment of silence at 9:02 excluding the Pledge of Allegiance due to meeting being via conference call.
3. **Roll Call of Commissioners:** Present at call to order were HCESD-1 Commissioners: Vice President Shirley Reed (arrival at 9:05 am), Treasurer Fred Scibuola, Asst. Treasurer Pete Serna, Secretary Virginia Bazan, and Melissa Morton with Morton Accounting Services along with Legal Counsel Caryn Papantonakis. President Cathy Sunday not present. Also present were Harris County Emergency Corps (HCEC) personnel: President Jeremy Hyde, VP of Operations Heath White, VP of Administration Keir Vernon, and Executive Administrative Asst. Michelle Sterling along with Legal Counsel Mark Smith. Guests present were Alyssa Hill with CRI Auditors, Landon Newton with Government Capital, and Michael Medwedeff of AG/CM.
4. **Adoption of Agenda:** Virginia Bazan made a motion to adopt the agenda as presented. Motion carried.
5. **Open Forum:** None.
6. **Open Comments from the Board of Commissioners:** Ms. Bazan, Mr. Scibuola, and Mr. Serna complimented the HCEC team and offered their help if needed.
7. **Review and possibly approve all Meeting Minutes:** Motion to accept the Meeting Minutes as presented was made by Shirley Reed. Motion carried.
8. **Report from Education for EMS Commissioner Working Group:** None.
9. **Possible action on the Education for EMS Commissioners Working Group's report:** None.
10. **Report from Building Committee:** Michael Medwedeff gave the building report as follows: A handout will be sent after the meeting concludes discussing items from Station 92 and 94. Substantial completion was achieved on both stations as of March 12. Paperwork has been completed with Joiner and Construction Masters. They continue to actively work on punch list items. Texas Department regulation walk through was found to be in compliance on April 21. They are still waiting on handicap signs and Construction Masters to send photos to them when those are completed. COVID-19 has delayed the Fire Marshall walk through for Station 92. Mr. Medwedeff discussed final completion for 92 with Joiner and Joiner and Joiner stated that it is up to the owner's discretion. They are aiming for the first week of May for completion. Allowance expenditures needing approval are AER-OC-32 for receptacles for ceiling mounter projector and access control at opening A105A in the amount of \$1411.74. AER-OC-33 for three added relays to control amber strobes in the amount of \$4069.00. Substantial completion paperwork which accepts that the building is move-in ready with the exception of final punch list items is underway and then the final completion paperwork will be done confirming the building is in warranty stage. March 12, 2021 will be the 1-year walk through. Books will close at that time and the project will be deemed completed. Station 97 has made good progress. The site paving and reinforcing seal was set in mid-April. They have coordinated with Comcast and got a crew to bore an additional line. It was originally installed in the wrong place and at the incorrect depth so there was no charges applied. They received a pay request from Construction Masters to modify partition walls in the amount of \$6081.23 including door upgrades

info@hcesd-1.org

Phone: 281-449-3131

Fax: 281-227-3335

to 90 minute door and frame. They were able to keep the 4 inch fire line. Schedule is on track to finish mid-October, 2020. Pay app #4 and Allowance expenditure #3 (doors and partitions) will need to be approved. Motion to approve all expenditure requests made by Shirley Reed. Motion carried. Motion to approve substantial completion documents for Station 92 and 94 was made by Shirley Reed. Motion carried.

11. **Possible action on Building Committee report:** None.
12. **Discuss and possibly approve The Morton Accounting Services' monthly report and authorize payment of bills:** The following report was given by Melissa Morton: At the beginning of March, the Harris County Emergency Services District No 1 (HCESD No 1) beginning Operating Fund Balance was \$23,825,862. During the month, HCESD No1 received \$495,277 in revenue – the majority of which came from the county tax receipts. HCESD No 1 processed \$1,794,349 in disbursements during the month. 73% of this balance is a payment to HCEC for monthly invoices related to Contract Revenue (\$1,219,448) and to Construction Masters of Houston for the Pay App Request (\$95,124). The ending balance as of February 29, 2020 is \$22,526,790. The invoices pending board approval total \$1,450,079. Mrs. Morton then gave a summary of the Investment Report for the 1st quarter included in the packet for review and discussed reaching out to the bank to remove Richard Vestewig from the bank account. Mrs. Papantonakis will then prepare the letter to have Chase prepare the new signature cards. Motion to approve the monthly report and authorize payment of bills was made by Pete Serna. Motion carried.
13. **Possible action on The Morton Accounting Services' monthly report:** None.
14. **Discuss and possibly approve 2019 financial audit:** Alyssa summarized the audit documents with the Board. She stated that it went very smooth and it was a clean audit. There were no internal control matters or concerns. The draft report received a clean opinion. 2019 biggest activities were construction of Station 92 and 94. There will continue to be an increase in baseline for property taxes with no change in rates. There were no real changes in debt or lease revenue. The long term debt has decreased. The basic financial statement was consistent with the prior year. There were also no changes in TX Class investments. Motion to approve the 2019 financial audit as presented was made by Shirley Reed. Motion carried.
15. **Discuss and possibly approve refinancing construction loan:** Mr. Newton stated that the financing bid went to several lenders. There were two options, however, he focused on Option 1 today for JP Morgan as requested at the last board meeting with call provisions at \$6.2 million. The lender fee is \$4000. Government Capital fee is \$70,000. There is 13 years left on the term with a new fixed rate of 1.4% showing TIC (True Interest Cost). First 5 years with no option to purchase but after the 5 years there will be no penalty or fees to do so. There are approximately \$877,000 in savings with this option. This would need to close by May 15, 2020. Option 2 was at an interest rate of 2.34 with savings approximately \$432,000. Once approved, Mr. Newton will start on contracts and will send to Caryn for review. Once a clean contract is received on Caryn's behalf, they will then authorize to sign. Motion to approve Option 1 to refinance with Chase Bank and sign their addendum today before 10:30 am was made by Shirley Reed. Motion carried. Motion for Caryn Papantonakis to have authority to review contracts and make final decision for Board members to sign was made by Pete Serna. Motion carried.
16. **Discuss and possibly approve building maintenance items including surge protection for dispatch centers:** Lightening previously struck electrical input for the building which rendered generator useless. Electrician advising to put a surge protector on entire building at 2800 Aldine Bender and it was also recommended for Station 94. Cost per station is \$11,986.00 including installation and parts. There is an 8-week lead time for parts and then a scheduled outage with Centerpoint will take place. Motion to approve maintenance items and surge protector for Station 94 and 2800 Aldine Bender was made by Shirley Reed. Motion carried.

17. **Discuss and possibly approve building maintenance items including repainting 2800 Aldine Bender:**
The Bender building needs updating due to weather wear. Construction Masters provided a quote for \$42,281.00 for exterior paint. Added option to upgrade to better paint for \$3200. Motion to approve painting of 2800 Aldine Bender exterior was made by Virginia Bazan. Motion carried.

18. **Harris County Emergency Corps Report:** HCEC report was given by Mr. Jeremy Hyde as follows:
 - HCEC responded to 1611 911 calls this month, compared to 1595 in the previous month. Our response time is 8:51.
 - HCEC is responding well to the COVID-19 pandemic. Our call volume is returning to normal.
 - HCEC implemented a basic level unit in order to offset the growing number of calls and the additional time it takes per call to don proper PPE. So far, that unit is being utilized well.
 - Our staff is well and we have nobody in quarantine as of this meeting.
 - HCEC has purchased approximately 40,000 N95 masks recently as well as other necessary items to keep our crews safe.
 - Ambulance Failures: 9 (0 during response/patient care)
 - Fleet Accidents: 1 (1301, minor)

19. **Possible action on Harris County Emergency Corps Report:** None.

20. **Adjourn to closed session:** None.

21. **Possible action on closed session:** None.

22. **Announce next Board Meeting:** The Regular Board of Commissioners meeting will be held on Tuesday, May 26, 2020 at 9:00 am.

23. **Adjourn:** Shirley Reed made a motion to adjourn. Motion carried. Meeting adjourned at 10:20 am.



HOUSTON
3200 Wilcrest Drive
Suite 100
Houston, TX 77042
Ofc 713/ 316-4506
www.agcm.com

May 21, 2020

Harris County Emergency Corps
Attn. Jeremy Hyde
2800 Aldine Bender Rd.
Houston, TX

Dear Jeremy:

SUBJECT: May 2020 Board Update - Station 92/94

Project Progress:

May 5, 2020 – HCFMO walk through on EMS 92 – Approved for Issuance of Certificate of Occupancy.
May 11, 2020 – 60 day substantial completion walk with Owner and Contractor.
May 13, 2020 – List generated for outstanding items remaining and Construction Masters notified of contract requirements.
May 13-21, 2020 – Construction Masters addressing items off the list. AGCM verifying work performed.
May 22, 2020 – 92 commissioning starts.

REMAINING ITEMS:

92/94 – Double Doors into Conference Room/Dispatch were not correct doors with hardware sets specified.
92 – Missing Card Reader on Door 207 (Driveway to Bay Entry Door)
92 – Fix Fencecrete in (1) area at entry.
92/94 – Closeout Documents (Operation and Maintenance, Record Drawings, Owner Training, Attic Stock etc.).
92 – Completion of TAB & Commissioning
94 – Demolish Existing 94
92/94 – Various Warranty items that need to be addressed by contractor within the 1 year warranty period.
92/94 – Finalization of various Owner requested changes.

Project Hurdles:

There were some hardware/access control coordination efforts that were not found until units were completely installed. Shipping of these items took around 2 weeks. Hardware is here and it has been relayed this will be completed by today (4/28). Doors were determined to be wrong and are now being made to accommodate the specified hardware.

Project Schedule:

Owner Move in June 2, 2020.

Project Costs:

Contractor Pay Application #04 - Pay Application #22 (April '20) for Construction Masters for **\$86,650.55**.

Allowance Expenditure #30 – Deduct of \$2,105.50 from Owner’s Contingency for fixes to a 6’ spool piece of the fire line that was presumed to be damaged by Harper Bros. Construction Masters provided proof that the line was tested and approved to backfill, however the damage done appeared to be by an excavator torquing the pipe to separate from the bellowed joint. Harper Bros. took no responsibility, and AGCM, HCEC or CM have any contractual obligation to this contractor. AGCM negotiated 50/50 split with the contractor.

Allowance Expenditure #31 – Deduct of \$2,837.50 from Owner’s Contingency for repairs to buried conduit that had to be bored underneath the driveway based upon existing utilities and flatwork, work was also presumed to be damaged by Harper Bros. as it was in the same area as the fire line. AGCM negotiated a 50/50 split with the contractor.

Thank you,



Michael Medwedeff, CMIT
Project Manager



HOUSTON

3200 Wilcrest Drive
Suite 100
Houston, TX 77042
Ofc 713/ 316-4506
www.agcm.com

May 21, 2020

Harris County Emergency Corps
Attn. Jeremy Hyde
2800 Aldine Bender Rd.
Houston, TX

Dear Jeremy:

SUBJECT: May 2020 Board Update

Project Progress:

April 27, 2020 – First delivery of Structural Steel.
April 28, 2020 – Steel Erection commenced.
May 6, 2020 – Steel Framing for Exterior Shell completed.
May 12, 2020 – Anchor Bolt inspection took place for Structural Steel with Martinez Architects and Construction Masters.
May 14-18, 2020 – HVAC and Fire Sprinkler contractors installed trunk lines for HVAC and Fire Sprinkler piping. Also delivered major equipment and stored on-site in container.
May 19, 2020 – Norex conducts first round of inspections for TDI and provided a inspection report with deficiencies that are being addressed.
May 20, 2020 – Standing Seam Metal roofing and insulation commenced.
May 20, 2020 – Cold Form Metal Framing commenced for exterior sheathing.
May 22, 2020 – Standing Seam Metal Roof complete along with roof insulation and decking.
May 22, 2020 – Electricians start overhead rough-in.
May 26, 2020 – Projected start date of wall panels for ambulance bay.

Project Hurdles:

Actively tracking CV-19 issues brought forth in terms of impacting our project specifically (none to note that we have found).

Project Schedule:

On track to finish Mid-October 2020.

Project Costs:

Contractor Pay Application #05 - Pay Application #5 (April '20) for Construction Masters in amount of **\$282,215.55**.

Thank you,

A handwritten signature in black ink, appearing to read "Michael Medwedeff". The signature is stylized and cursive.

Michael Medwedeff, CMIT
Project Manager



APPROVED
 Document approved by Harris County ESD-1
 Board of Commissioners
 By a Majority Vote
 on _____ (Date)

 President of ESD-1 Secretary of ESD-1

P.O. Box 1587 – Pearland, Texas 77588 – 281/997-2640 – Fax: 281 / 485-4702

Allowance Expenditure Authorization – Contingency Allowance

Project: HCESD No 1 – EMS 92 & 94
 Date: 4/1/20
 Request No: AER-OC-30

Construction Masters is proposing to make the following changes to the **Contingency** Allowance:
 Description: Repairs made to the underground fire line at Station 94. The line was installed, tested, inspected and backfilled prior to Harper Brothers beginning work on the water line. Our fire line was damaged during installation of the water line. Damaged was not discovered until we prepped for the Fire Marshal inspection discovered the system would not hold pressure at which point we found the damaged fire line.

Item	Cost	
Material, equipment and labor for repairs	-\$ 4,210.99	\$2,105.50
Total	-\$ 4,210.99	\$2,105.50
If approved, the allowance balance will decrease by this amount	-\$ 4,210.99	\$2,105.50

This is not a change order and does not increase the contract amount.
 Scope:

Approvals

 Owner

 Architect/ Engineer/ Designer

AGCM advises that Owner only compensate this at 50% and let Construction Masters negotiate the remainder with Harris Co./Other Contractor.

Construction Masters should be given credit for taking this cost on and performing the work on behalf of the clients best of interest and in good faith.



CHANGE ORDER REQUEST

Pearland Office
2003 Mykawa
Pearland, TX 77581
281-485-6803

SCR #0519 ACR #3429 ECR #2021

PROJECT NUMBER: PC18-2352 **DATE:** 3/30/2020
PROJECT NAME: EM STATIONS #92 & #94 **C.O. NUMBER:** 2
ADDRESS: 1618 & 1620 ISOM-#92-77039
CITY: 6310 ALIDINE BENDER #94 77:
GENERAL CONTRACTOR: CONSTRUCTION MASTERS OF HO

WORK DESCRIPTION: REPAIR FIRELINE DAMAGE DONE BY OTHERS. MOBILIZED, EXPOSED PIPE ON 3/2. REPAIRED FIRELINE ON 3/3.

Material Used	Qty	Unit	Unit Price	Amount
6" Sleeve	2	EA	\$ 59.50	\$ 119.00
6" Mega-Lugs	4	EA	\$ 38.75	\$ 155.00
			\$ -	\$ -
			\$ -	\$ -
			\$ -	\$ -
			\$ -	\$ -
			\$ -	\$ -
			\$ -	\$ -
			\$ -	\$ -
			\$ -	\$ -
			\$ -	\$ -
			\$ -	\$ -
			\$ -	\$ -
			\$ -	\$ -

Subtotal Material: \$ 274.00
+ 3% Consumable: \$ 8.22
Total Material: \$ 282.22

Field Labor:	Hours	22	X	Rate	57	=	\$ 1,254.00
				Supervision is 10% of Field Labor		=	\$ 131.10
Shop Labor:	Hours		X	Rate		=	\$ -
Design Labor:	Hours		X	Rate		=	\$ -

Subtotal Labor 1: \$ 1,385.10
47% Benefits, Insurance and Taxes X Subtotal Labor 1 = \$ 651.00
6% of Labor Small Tools X Subtotal Labor 1 = \$ 83.11
Equipment Rental = \$ 1,100.00
Subtotal Labor 2: \$ 1,834.10
Total Labor: \$ 3,219.20

Total Material + Total Labor \$ 3,501.42

4% project Management Fee	X (Total Material + Total Labor) =	\$ 140.06
15% Overhead / Profit	X (Total Material + Total Labor + Project Mngt Fee) =	\$ 546.22

Total Material + Total Labor + Project Management Fee + Overhead + Profit: \$ 4,187.70

8.25% Sales Tax	X Total Material =	\$ 23.28
Sales Tax Remodel	X (Total Material + Total Labor) =	\$ -

Subtotal Tax: \$ 23.28

ALL TOTAL: \$ 4,210.99

AUTHORIZED SIGNATURE

ALLIED FIRE PROTECTION

Corporate Office 2003 Mykawa Road, Pearland, Texas 77581 1.800.604.2600 alliedfireprotection.com



Allied
 Fire Protection
 P.O. Box 2842 • Pearland, TX 77588
 Phone: 281-485-6803 • Fax: 281-412-9668

SERVICE WORK ORDER

DATE 3/2/20
 JOB NO. _____

LOCATION OF WORK TO BE PERFORMED (PLEASE PRINT)
 Job Name EMS 94
 Street 6310 Aldine Bender
 City Humble State Tx Zip _____

BILLING ADDRESS Telephone No. _____
 Customer _____
(HEREINAFTER CALLED 'BUYER')
 Street _____
 City _____ State _____ Zip _____

Cust. P.O. No. _____ Service Representative _____ Terms **NET TEN (10) DAYS** District Office _____

"Allied" Fire Protection (hereinafter called "Allied") for and in consideration of the prices herein named, proposed to furnish the work and/or materials hereinafter described, subject to the conditions outlined below, and on the reverse side of this order.

DESCRIPTION OF WORK:
Got trailer and 85G excavator found fire line, exposed pipe
Hauld the excavator to Job Site

PERSONNEL	HOURS		QTY.	MATERIAL DESCRIPTION
	S/T	O/T		
Foreman	2			85G excavator
Foreman	3			

TERMS OF THIS AGREEMENT ARE:
 Time and Material
 Lump Sum \$ _____

The price for work to be performed under this agreement shall be based on prevailing "Allied" Fire Protection prices for material, labor and related items, in effect at the time supplied under this agreement.

Any changes to scope and price of the work will be described in a "Field Change Order" and must be acknowledged by Buyer.

ADDITIONAL TERMS:
 A. The terms of payment for invoices rendered against this order shall be net 10 days from date of invoice. Invoices may be rendered on a "Progress" basis, and the Buyer agrees to pay such progress billing in full, in accordance with the terms of payment.
 B. Travel time will be included in the hours on all time and materials orders.
 C. See reverse side of this order for other General Terms and Conditions.

BUYER'S ACCEPTANCE:
Mike Zavala
(Print) Name of Authorized Buyer
Superintendent
Title

[Signature]
Signature
3/13/20
Date

Phone No. _____



Allied
Fire Protection
 P.O. Box 2842 • Pearland, TX 77588
 Phone: 281-485-6803 • Fax: 281-412-0668

SERVICE WORK ORDER

DATE 3-3-20
 JOB NO. _____

LOCATION OF WORK TO BE PERFORMED (PLEASE PRINT)
 Job Name Ems 94
 Street 6310 Aldine Bender
 City Humble State TX Zip _____

BILLING ADDRESS Telephone No. _____
 Customer _____
(HEREINAFTER CALLED "BUYER")
 Street _____
 City _____ State _____ Zip _____

Cust. P.O. No. _____ Service Representative _____ Terms **NET TEN (10) DAYS** District Office _____

"Allied" Fire Protection (hereinafter called "Allied") for and in consideration of the prices herein named, proposed to furnish the work and/or materials hereinafter described, subject to the conditions outlined below, and on the reverse side of this order.

DESCRIPTION OF WORK: Repair Fireline

PERSONNEL	HOURS		QTY.	MATERIAL DESCRIPTION
	S/T	O/T		
<u>Foreman</u>				<u>2-6" Solid Sleeve</u>
<u>Ironman</u>	<u>9</u>			<u>4-6" C900 Mega lugs</u>
<u>Helper</u>	<u>8</u>			<u>85 G excavator</u>
				<u>Generator, impact wrench, electric pump</u>

TERMS OF THIS AGREEMENT ARE:
 Time and Material
 Lump Sum \$ _____

The price for work to be performed under this agreement shall be based on prevailing "Allied" Fire Protection prices for material, labor and related items, in effect at the time supplied under this agreement.

Any changes to scope and price of the work will be described in a "Field Change Order" and must be acknowledged by Buyer.

ADDITIONAL TERMS:
 A. The terms of payment for invoices rendered against this order shall be **net 10 days** from date of invoice. Invoices may be rendered on a "Progress" basis, and the Buyer agrees to pay such progress billing in full, in accordance with the terms of payment.
 B. Travel time will be included in the hours on all time and materials orders.
 C. See reverse side of this order for other General Terms and Conditions.

BUYER'S ACCEPTANCE:
Mike Zavala (Print) Name of Authorized Buyer
Superintendent Title
 Phone No. _____

[Signature] Signature
3/13/20 Date



APPROVED
 Document approved by Harris County ESD-1
 Board of Commissioners
 By a Majority Vote
 on _____ (Date)

President of ESD-1 Secretary of ESD-1

P.O. Box 1587 – Pearland, Texas 77588 – 281/997-2640 – Fax: 281 / 485-4702

Allowance Expenditure Authorization – Contingency Allowance

Project: HCESD No 1 – EMS 92 & 94
 Date: 4/1/20
 Request No: AER-OC-31

Construction Masters is proposing to make the following changes to the **Contingency** Allowance:
 Description: Repairs made to the electrical conduits at Station 94. The conduits were installed, inspected and backfilled prior to Harper Brothers beginning work on the water line (photos attached). Our conduits were damaged during installation of the water line. We were told these conduits would be repaired/ replaced by HB prior to reinstalling the driveway but this didn't happen.

Item	Cost	
Material, equipment and labor for boring new conduits	\$ 5,675.00	\$2,837.50
Total	\$ 5,675.00	\$2,837.50
If approved, the allowance balance will decrease by this amount	\$ 5,675.00	\$2,837.50

This is not a change order and does not increase the contract amount.

Approvals

 Owner

 Architect/ Engineer/ Designer

AGCM advises that Owner only compensate this at 50% and let Construction Masters negotiate the remainder with Harris Co./Other Contractor.

Construction Masters should be given credit for taking this cost on and performing the work on behalf of the clients best of interest and in good faith.



Generators - Electrical Contractors

4501 Dixie Farm Rd – Suite 100 – Pearland, TX 77581 - 281-648-2177 – Fax: 281-648-2577

CHANGE ORDER BETWEEN CONTRACTOR AND SUB-CONTRACTOR / VENDOR

C.O. # 11
Date: March 24, 2020
Project: Harris County EMS #94

Job Number: N/A
Requesting POC: Justin Davis

The contract proposed changes are as follows:


Re-install communication conduit to shared gate controller. This line was previously installed and was pulled out by county water line installation. Bore approx. 260 ft trench and make connections to controller install pull string	
New comm line to gate controller	Total
1. Boring 260'	\$3,250
2. Materials	\$275
3. Excavator	\$350
4. Labor (1 days 3 men)	\$1,800
The contract will increase by this change order in the amount of:	\$5,675

Note: Not valid until signed by the contractor

Contractor:
Construction Masters of Houston

Signature:

Date:







**HCESD No 1 Monthly Financial Report Summary
May Board Meeting
Wednesday, May 27, 2020**

At the beginning of April, the Harris County Emergency Services District No 1 (HCESD No 1) beginning Operating Fund Balance was \$22,496,790. During the month, HCESD No 1 received \$125,348 in revenue – the majority of which came from the county tax receipts. HCESD No 1 processed \$1,493,890 in disbursements during the month. 92% of this balance is a payment to HCEC for the monthly invoices related to Contract Revenue (\$1,130,129) and to Construction Masters of Houston for the Pay App Request (\$240,150). The ending balance as of April 30, 2020 is \$21,128,248.

The invoices pending board approval total \$1,081,963. See page 3 for “Unpaid Bills Detail” report.

APPROVED
Document approved by Harris County ESD-1
Board of Commissioners
By a Majority Vote
on 5-27-2020 (Date)

President of ESD-1

Secretary of ESD-1

**Harris County ESD No 1
General Operating Fund
As of April 30, 2020**

General Operating Fund

BEGINNING BALANCE: 22,496,790.15

REVENUE

Deposits			
Deposits	115,883.75	Tax Revenue	
Interest	103.02	Savings Interest	
Interest	9,360.91	TX Class Interest	
Total Revenue			125,347.68

DISBURSEMENTS

EFT	Chase	12.00	Bank Service Chg
15911	Radcliffe Bobbitt Adams	304.56	Election Costs
15902	Caryn Papantonakis	6,000.00	Legal Fees
15907	HCEC	1,130,129.00	Monthly Reimbursement
15906	Fred Scibuola	600.00	Commissioner Reimbursement
15905	DeLage Laden Public Finance	36,939.53	Monthly Loan
15910	Oak Interactive	450.00	Website Maintenance
15904	Construction Masters of Houstr	240,150.50	Pay App
15885	Shirley Reed	1,200.00	Commissioner Reimbursement
15909	Carr Riggs & Ingram	14,000.00	Audit
15995	Harris County MUD 400	43,799.00	Tap Fee
15887	The Morton Acct. Serv	4,610.86	Accounting Services
15901	AGCM Inc.	15,694.50	Equipment Payment
Total Disbursements			1,493,889.95

ENDING BALANCE: **21,128,247.88**

4/30/2020

LOCATION OF ASSETS	Interest Rate	Balance
Chase Operating		34,590.03
Chase Savings	0.1800%	15,341.79
Texas Class	1.6100%	21,078,316.06
Total Account Balance		21,128,247.88

Harris County ESD No. 1 - GOF
Unpaid Bills Detail
As of May 22, 2020

Type	Date	Num	Memo	Due Date	Open Balance
AG CM Inc.					
Bill	04/01/2020	7524	Project Management Support #97 - Februar...	04/11/2020	7,880.00
Bill	04/30/2020	7625	Project Management Support #97 - April 20...	05/10/2020	7,892.50
Bill	04/30/2020	7620	Project Management Support - April 2020	05/10/2020	7,011.68
Total AG CM Inc.					22,784.18
Caryn Papantonakis					
Bill	05/11/2020		Legal Fees	05/21/2020	6,000.00
Total Caryn Papantonakis					6,000.00
Construction Masters of Houston, Inc.					
Bill	04/30/2020	Pay Request 21	Pay Request 21 - Total Contract \$6,178,460	05/10/2020	96,677.90
Total Construction Masters of Houston, Inc.					96,677.90
De Lage Laden Public Finance					
Bill	05/01/2020		Building Note - Monthly	05/11/2020	36,939.53
Total De Lage Laden Public Finance					36,939.53
Fred A Scibuola					
Bill	05/18/2020	Apr Reimb	April 28 - May 15, 2020 Reimbursement	05/28/2020	600.00
Total Fred A Scibuola					600.00
Harris County Appraisal District					
Bill	04/30/2020	PSI20001564	3rd Quarter 2020 Assessment	05/10/2020	33,961.00
Total Harris County Appraisal District					33,961.00
HCEC					
Bill	04/30/2020	2128	April 2020	05/10/2020	879,512.00
Total HCEC					879,512.00
Radcliffe Bobbitt Adams Polley					
Bill	05/18/2020	209865	Legal - Election and Litigation	05/28/2020	262.80
Total Radcliffe Bobbitt Adams Polley					262.80
Shirley Reed					
Bill	04/01/2020	Reimb Mar 31	Reimbursement Request Mar 24 - Mar 31, ...	04/11/2020	600.00
Total Shirley Reed					600.00
The Morton Accounting Services					
Bill	04/30/2020	2051	April CPA Services	05/10/2020	4,625.85
Total The Morton Accounting Services					4,625.85
TOTAL					1,081,963.26

Harris County ESD No. 1 - GOF
Profit & Loss Budget vs. Actual
 January through April 2020

	Jan - Apr 20	Budget	\$ Over Budget	% of Budget
Ordinary Income/Expense				
Income				
41000 · Service Revenue				
41100 · HCEC Ambulance Lease Revenue	28,000.00	84,000.00	-56,000.00	33.3%
41200 · HCEC Property Lease Revenue	182,212.00	546,636.00	-364,424.00	33.3%
Total 41000 · Service Revenue	210,212.00	630,636.00	-420,424.00	33.3%
42000 · Tax Revenues				
42100 · Penalty & Interest	70,900.90	200,000.00	-129,099.10	35.5%
42300 · Tax Revenue	5,897,230.39	17,734,534.00	-11,837,303.61	33.3%
Total 42000 · Tax Revenues	5,968,131.29	17,934,534.00	-11,966,402.71	33.3%
43000 · Other Income				
43100 · Miscellaneous Income	9,579.70	2,000.00	7,579.70	479.0%
43150 · Proceeds from Sale of Asset	0.00	2,000.00	-2,000.00	0.0%
43200 · Donations & Contributions	0.00	8,400.00	-8,400.00	0.0%
43550 · Interest Earned on Checking	76,196.90	350,000.00	-273,803.10	21.8%
Total 43000 · Other Income	85,776.60	362,400.00	-276,623.40	23.7%
Total Income	6,264,119.89	18,927,570.00	-12,663,450.11	33.1%
Gross Profit	6,264,119.89	18,927,570.00	-12,663,450.11	33.1%
Expense				
143502 · Commissions Paid from Levy	28,665.90	90,000.00	-61,334.10	31.9%
170000 · Capital Purchases				
17001 · Vehicles	0.00	800,000.00	-800,000.00	0.0%
17002 · Buildings	0.00	1,750,000.00	-1,750,000.00	0.0%
Total 170000 · Capital Purchases	0.00	2,550,000.00	-2,550,000.00	0.0%
50000 · Commissioner Salaries and Wages				
50250 · Commissioner Reimbursement	7,089.76	36,000.00	-28,910.24	19.7%
Total 50000 · Commissioner Salaries and Wages	7,089.76	36,000.00	-28,910.24	19.7%
51000 · HCEC Program Expense				
51100 · HCEC Contract Expense	4,585,192.00	17,217,152.64	-12,631,960.64	26.6%
Total 51000 · HCEC Program Expense	4,585,192.00	17,217,152.64	-12,631,960.64	26.6%
52000 · Contract Services (DNU)				
52100 · Accounting Fees	17,510.88	45,000.00	-27,489.12	38.9%
52200 · Audit Fees	14,000.00	18,000.00	-4,000.00	77.8%
52300 · Legal Fees	24,000.00	72,000.00	-48,000.00	33.3%
52350 · Outside Contract Services	53,770.94	200,000.00	-146,229.06	26.9%
52550 · Election Expense	4,960.96	7,000.00	-2,039.04	70.9%
Total 52000 · Contract Services (DNU)	114,242.78	342,000.00	-227,757.22	33.4%
53000 · Operations (DNU)				
53100 · Banking Fees	48.00	230.00	-182.00	20.9%
53150 · Dues & Subscriptions	1,382.09	8,000.00	-6,617.91	17.3%
53200 · Postage	54.65	450.00	-395.35	12.1%
53300 · Printing & Copying	56.55	300.00	-243.45	18.9%
53350 · Legal Notices & Filing Fees	0.00	20,000.00	-20,000.00	0.0%
53400 · Office Supplies	47.73	2,000.00	-1,952.27	2.4%
Total 53000 · Operations (DNU)	1,589.02	30,980.00	-29,390.98	5.1%
54000 · General and Admin Expenses				
54150 · Insurance - Gen Liab-Err & Omis	52,344.00	27,500.00	24,844.00	190.3%
54200 · Insurance - Treasurer's Bond	0.00	600.00	-600.00	0.0%
54300 · Other Costs (Contingency Funds)	0.00	15,000.00	-15,000.00	0.0%
54400 · HCAD Qtr Expenses	67,854.00	122,000.00	-54,146.00	55.6%
54450 · Depreciation Expense	0.00	500,000.00	-500,000.00	0.0%
54600 · Travel & Meetings	126.10	4,000.00	-3,873.90	3.2%
54650 · Conference, Conven & Meetings	1,275.00	6,000.00	-4,725.00	21.3%

4:38 PM
05/25/20
Accrual Basis

Harris County ESD No. 1 - GOF
Profit & Loss Budget vs. Actual
January through April 2020

	<u>Jan - Apr 20</u>	<u>Budget</u>	<u>\$ Over Budget</u>	<u>% of Budget</u>
54700 · Travel/Lodging	2,796.69	5,000.00	-2,203.31	55.9%
Total 54000 · General and Admin Expenses	124,395.79	680,100.00	-555,704.21	18.3%
60000 · Interest Expense	25,912.68	290,545.36	-264,632.68	8.9%
66900 · Reconciliation Discrepancies	32.41			
Total Expense	4,887,120.34	21,236,778.00	-16,349,657.66	23.0%
Net Ordinary Income	1,376,999.55	-2,309,208.00	3,686,207.55	-59.6%
Net Income	1,376,999.55	-2,309,208.00	3,686,207.55	-59.6%

Harris County ESD No. 1 - GOF
Balance Sheet Prev Year Comparison
As of April 30, 2020

05/25/20

Accrual Basis

	Apr 30, 20	Apr 30, 19	\$ Change	% Change
ASSETS				
Current Assets				
Checking/Savings				
11100 · Cash in Bank	34,590.03	78,210.36	-43,620.33	-55.8%
11300 · Time Deposits	15,341.79	144,809.34	-129,467.55	-89.4%
11350 · Texas Class Investment	21,078,316.06	22,960,585.74	-1,882,269.68	-8.2%
Total Checking/Savings	21,128,247.88	23,183,605.44	-2,055,357.56	-8.9%
Accounts Receivable	11.57	11.57	0.00	0.0%
Other Current Assets				
11500 · Accounts Receivable	6,907,896.12	4,686,776.26	2,221,119.86	47.4%
11600 · Fees for Services Receivable	23,903.33	92,599.67	-68,696.34	-74.2%
11800 · Prepaid Expense	39,848.00	39,848.00	0.00	0.0%
Total Other Current Assets	6,971,647.45	4,819,223.93	2,152,423.52	44.7%
Total Current Assets	28,099,906.90	28,002,840.94	97,065.96	0.4%
Fixed Assets				
15000 · Vehicle Assets	3,118,610.18	2,658,159.89	460,450.29	17.3%
16000 · Land	1,578,901.33	1,578,901.33	0.00	0.0%
17000 · Furniture and Equipment	5,823,863.16	4,775,280.45	1,048,582.71	22.0%
18000 · Building and Improvements	14,164,410.98	12,074,121.87	2,090,289.11	17.3%
19000 · Accumulated Depreciation	-8,709,866.56	-7,527,584.50	-1,182,282.06	-15.7%
Total Fixed Assets	15,975,919.09	13,558,879.04	2,417,040.05	17.8%
Other Assets				
19500 · Call Center License	800,000.00	800,000.00	0.00	0.0%
Total Other Assets	800,000.00	800,000.00	0.00	0.0%
TOTAL ASSETS	44,875,825.99	42,361,719.98	2,514,106.01	5.9%
LIABILITIES & EQUITY				
Liabilities				
Current Liabilities				
Accounts Payable	1,038,513.34	1,650,463.81	-611,950.47	-37.1%
Other Current Liabilities				
22000 · Accrued Expenses	27,777.65	0.00	27,777.65	100.0%
23000 · Other Payables	17,879,361.16	16,228,687.07	1,650,674.09	10.2%
24000 · Current Notes Payable	631,744.32	606,773.22	24,971.10	4.1%
Total Other Current Liabilities	18,538,883.13	16,835,460.29	1,703,422.84	10.1%
Total Current Liabilities	19,577,396.47	18,485,924.10	1,091,472.37	5.9%
Long Term Liabilities				
25000 · Long Term Debt	8,469,532.40	9,615,586.91	-1,146,054.51	-11.9%
Total Long Term Liabilities	8,469,532.40	9,615,586.91	-1,146,054.51	-11.9%
Total Liabilities	28,046,928.87	28,101,511.01	-54,582.14	-0.2%
Equity	16,828,897.12	14,260,208.97	2,568,688.15	18.0%
TOTAL LIABILITIES & EQUITY	44,875,825.99	42,361,719.98	2,514,106.01	5.9%

Harris County ESD No. 1 - GOF
Profit & Loss Detail
 January through April 2020

05/25/20

Accrual Basis

Type	Date	Num	Adj	Name	Memo	Amount
Ordinary Income/Expense						
Income						
41000 · Service Revenue						
41100 · HCEC Ambulance Lease Revenue						
Bill	01/31/2020	2077		HCEC	Master Lease for Vehicles	7,000.00
Bill	02/29/2020	2095		HCEC	Master Lease for Vehicles	7,000.00
Bill	03/31/2020	2111		HCEC	Master Lease for Vehicles	7,000.00
Bill	04/30/2020	2128		HCEC	Master Lease for Vehicles	7,000.00
Total 41100 · HCEC Ambulance Lease Revenue						28,000.00
41200 · HCEC Property Lease Revenue						
Bill	01/31/2020	2077		HCEC	Original Agreement	45,553.00
Bill	02/29/2020	2095		HCEC	Original Agreement	45,553.00
Bill	03/31/2020	2111		HCEC	Original Agreement	45,553.00
Bill	04/30/2020	2128		HCEC	Original Agreement	45,553.00
Total 41200 · HCEC Property Lease Revenue						182,212.00
Total 41000 · Service Revenue						210,212.00
42000 · Tax Revenues						
42100 · Penalty & Interest						
Deposit	01/09/2020			Harris County Tax Office	Deliquent P&I	1,507.79
Deposit	01/14/2020			Harris County Tax Office	Deliquent P&I	2,458.21
Deposit	01/22/2020			Harris County Tax Office	Deliquent P&I	1,953.09
Deposit	01/27/2020			Harris County Tax Office	Deliquent P&I	1,490.61
Deposit	01/30/2020			Harris County Tax Office	P&I	0.00
Deposit	01/30/2020			Harris County Tax Office	Deliquent P&I	1,557.55
Deposit	01/31/2020			Harris County Tax Office	P&I	0.00
Deposit	01/31/2020			Harris County Tax Office	Deliquent P&I	1,216.52
Deposit	02/02/2020			Harris County Tax Office	Deliquent P&I	1,596.01
Deposit	02/11/2020			Harris County Tax Office	Deliquent P&I	61.24
Deposit	02/11/2020			Harris County Tax Office	Deliquent P&I	489.22
Deposit	02/12/2020			Harris County Tax Office	-MULTIPLE-	8,096.76
Deposit	02/13/2020			Harris County Tax Office	-MULTIPLE-	1,243.47
Deposit	02/19/2020			Harris County Tax Office	-MULTIPLE-	2,978.48
Deposit	02/20/2020			Harris County Tax Office	-MULTIPLE-	2,298.87
Deposit	02/26/2020			Harris County Tax Office	-MULTIPLE-	3,568.32
Deposit	02/28/2020			Harris County Tax Office	-MULTIPLE-	3,699.02
Deposit	03/05/2020			Harris County Tax Office	-MULTIPLE-	6,379.34
Deposit	03/06/2020			Harris County Tax Office	-MULTIPLE-	100.96
Deposit	03/09/2020			Harris County Tax Office	-MULTIPLE-	5,580.04
Deposit	03/12/2020			Harris County Tax Office	-MULTIPLE-	4,367.58
Deposit	03/17/2020			Harris County Tax Office	-MULTIPLE-	3,053.88
Deposit	03/20/2020			Harris County Tax Office	-MULTIPLE-	1,960.93
Deposit	03/25/2020			Harris County Tax Office	-MULTIPLE-	1,875.90
Deposit	03/30/2020			Harris County Tax Office	-MULTIPLE-	2,949.87
Deposit	03/31/2020			Harris County Tax Office	-MULTIPLE-	1,282.82
Deposit	04/08/2020			Harris County Tax Office	-MULTIPLE-	184.73
Deposit	04/09/2020			Harris County Tax Office	-MULTIPLE-	3,170.91
Deposit	04/15/2020			Harris County Tax Office	-MULTIPLE-	1,255.79
Deposit	04/20/2020			Harris County Tax Office	-MULTIPLE-	1,231.63
Deposit	04/23/2020			Harris County Tax Office	-MULTIPLE-	1,333.40
Deposit	04/27/2020			Harris County Tax Office	-MULTIPLE-	1,957.96
Total 42100 · Penalty & Interest						70,900.90
42300 · Tax Revenue						
Deposit	01/09/2020			Harris County Tax Office	Current Levy	413,991.06
Deposit	01/14/2020			Harris County Tax Office	Current Levy	579,953.62
Deposit	01/22/2020			Harris County Tax Office	Current Levy	1,149,496.56
Deposit	01/27/2020			Harris County Tax Office	Current Levy	1,416,911.07
Deposit	01/30/2020			Harris County Tax Office	Current Levy	754,257.58
Deposit	01/31/2020			Harris County Tax Office	Current Levy	50,448.82
Deposit	01/31/2020			Harris County Tax Office	Current Levy	1,529,501.68
Deposit	04/30/2020	4137		Harris County ESD #10	Haverstock Hills Apartment tax	2,670.00
Total 42300 · Tax Revenue						5,897,230.39
Total 42000 · Tax Revenues						5,968,131.29
43000 · Other Income						
43100 · Miscellaneous Income						
Deposit	02/18/2020			Harris County Tax Office	Overpayments over three years ago unclaimed	9,579.70
Total 43100 · Miscellaneous Income						9,579.70
43550 · Interest Earned on Checking						
Deposit	01/31/2020				Interest	19,562.02
Deposit	01/31/2020				Interest	50.26

Harris County ESD No. 1 - GOF Profit & Loss Detail January through April 2020

Type	Date	Num	Adj	Name	Memo	Amount
Deposit	02/29/2020				Interest	26,484.62
Deposit	02/29/2020				Interest	79.68
Deposit	03/31/2020				Interest	20,458.06
Deposit	03/31/2020				Interest	98.33
Deposit	04/30/2020				Interest	9,360.91
Deposit	04/30/2020				Interest	103.02
Total 43550 - Interest Earned on Checking						76,196.90
Total 43000 - Other Income						85,776.60
Total Income						6,264,119.89
Gross Profit						6,264,119.89
Expense						
143502 - Commissions Paid from Levy						
Deposit	01/09/2020			Harris County Tax Office	Adj/Fees	4,203.37
Deposit	01/14/2020			Harris County Tax Office	Adj/Fees	5,712.42
Deposit	01/22/2020			Harris County Tax Office	Deposit	11,607.82
Deposit	01/27/2020			Harris County Tax Office	Deposit	13,819.28
Deposit	04/29/2020			Harris County Tax Office	Deposit	-6,676.99
Total 143502 - Commissions Paid from Levy						28,665.90
50000 - Commissioner Salaries and Wages						
50250 - Commissioner Reimbursement						
Bill	02/19/2020	Feb Rei...		Fred A Scibuola	Jan 12 - Feb 19, 2020 Reimbursement	1,200.00
Bill	02/25/2020	Reimb ...		Shirley Reed	Reimbursement Request Jan 1 -Feb 21, 2019	2,047.18
Bill	03/16/2020	Feb Rei...		Fred A Scibuola	Feb 20 - March 16, 2020 Reimbursement	842.58
Bill	03/24/2020	Reimb ...		Shirley Reed	Reimbursement Request Feb 22 - Feb 26, 2020	600.00
Bill	03/31/2020	Reimb ...		Shirley Reed	Reimbursement Request Mar 5 - Mar 25, 2020	1,200.00
Bill	04/01/2020	Reimb ...		Shirley Reed	Reimbursement Request Mar 24 - Mar 31, 2020	600.00
Bill	04/24/2020	Apr Rei...		Fred A Scibuola	March 30 - April 28, 2020 Reimbursement	600.00
Total 50250 - Commissioner Reimbursement						7,089.76
Total 50000 - Commissioner Salaries and Wages						7,089.76
51000 - HCEC Program Expense						
51100 - HCEC Contract Expense						
Bill	01/31/2020	2077		HCEC	Rate change to \$984.21 @ 1661 trips (less \$436,329)	1,198,444.00
Bill	02/29/2020	2095		HCEC	Rate change to \$984.21 @ 1595 trips (less \$297,814)	1,272,001.00
Bill	03/31/2020	2111		HCEC	Rate change to \$984.21 @ 1595 trips (less \$297,814)	1,182,682.00
Bill	04/30/2020	2128		HCEC	Rate change to \$984.21 @ 1508 trips (less \$552,124)	932,065.00
Total 51100 - HCEC Contract Expense						4,585,192.00
Total 51000 - HCEC Program Expense						4,585,192.00
52000 - Contract Services (DNU)						
52100 - Accounting Fees						
Bill	01/31/2020	2031		The Morton Accounting Services	January CPA Services	4,077.31
Bill	02/29/2020	2035		The Morton Accounting Services	February CPA Services	4,243.82
Bill	03/31/2020	2039		The Morton Accounting Services	February CPA Services	4,579.84
Bill	04/30/2020	2051		The Morton Accounting Services	April CPA Services	4,609.91
Total 52100 - Accounting Fees						17,510.88
52200 - Audit Fees						
Bill	03/18/2020	16851935		Carr Riggs & Ingram	2019 Audit Billing	14,000.00
Total 52200 - Audit Fees						14,000.00
52300 - Legal Fees						
Bill	01/11/2020			Caryn Papantonakis	Legal Fees	6,000.00
Bill	02/11/2020			Caryn Papantonakis	Legal Fees	6,000.00
Bill	03/11/2020			Caryn Papantonakis	Legal Fees	6,000.00
Bill	04/11/2020			Caryn Papantonakis	Legal Fees	6,000.00
Total 52300 - Legal Fees						24,000.00
52350 - Outside Contract Services						
Bill	01/31/2020	7419		AG CM Inc.	Station #97	15,292.26
Bill	03/30/2020	7566		AG CM Inc.	Project Management Support #97 - February 2020	4,982.50
Bill	03/30/2020	7561		AG CM Inc.	Project Management Support - March 2020	10,712.00
Bill	04/01/2020	7524		AG CM Inc.	Project Management Support #97 - February 2020	7,880.00
Bill	04/30/2020	7625		AG CM Inc.	Project Management Support #97 - April 2020	7,892.50
Bill	04/30/2020	7620		AG CM Inc.	Project Management Support - April 2020	7,011.68
Total 52350 - Outside Contract Services						53,770.94
52550 - Election Expense						

4:46 PM

05/25/20

Accrual Basis

Harris County ESD No. 1 - GOF Profit & Loss Detail January through April 2020

Type	Date	Num	Adj	Name	Memo	Amount
Bill	01/31/2020	209308		Radcliffe Bobbitt Adams Polley	Legal - Election and Litigation	3,340.13
Bill	02/29/2020	209454		Radcliffe Bobbitt Adams Polley	Legal - Election and Litigation	1,316.27
Bill	03/31/2020	209592		Radcliffe Bobbitt Adams Polley	Legal - Election and Litigation	304.56
Total 52550 - Election Expense						4,960.96
Total 52000 - Contract Services (DNU)						114,242.78
53000 - Operations (DNU)						
53100 - Banking Fees						
Check	01/04/2020				Service Charge	12.00
Check	02/04/2020				Service Charge	12.00
Check	03/04/2020				Service Charge	12.00
Check	04/04/2020				Service Charge	12.00
Total 53100 - Banking Fees						48.00
53150 - Dues & Subscriptions						
Bill	01/31/2020	12584		Oak Interactive, LLC	Monthly Website Maintenance	450.00
Bill	02/29/2020	2019 A...		Interbelt North Business Owner's A...	Acct #314573 Annual Dues 2019	32.09
Bill	02/29/2020	12595		Oak Interactive, LLC	Monthly Website Maintenance	450.00
Bill	03/31/2020	12623		Oak Interactive, LLC	Monthly Website Maintenance	450.00
Total 53150 - Dues & Subscriptions						1,382.09
53200 - Postage						
Bill	01/31/2020	2031		The Morton Accounting Services	January CPA Services	22.90
Bill	02/29/2020	2035		The Morton Accounting Services	February CPA Services	12.05
Bill	03/31/2020	2039		The Morton Accounting Services	February CPA Services	9.85
Bill	04/30/2020	2051		The Morton Accounting Services	April CPA Services	9.85
Total 53200 - Postage						54.65
53300 - Printing & Copying						
Bill	01/31/2020	2031		The Morton Accounting Services	January CPA Services	13.92
Bill	02/29/2020	2035		The Morton Accounting Services	February CPA Services	15.37
Bill	03/31/2020	2039		The Morton Accounting Services	February CPA Services	21.17
Bill	04/30/2020	2051		The Morton Accounting Services	April CPA Services	6.09
Total 53300 - Printing & Copying						56.55
53400 - Office Supplies						
Bill	01/31/2020	2031		The Morton Accounting Services	January CPA Services	47.73
Total 53400 - Office Supplies						47.73
Total 53000 - Operations (DNU)						1,589.02
54000 - General and Admin Expenses						
54150 - Insurance - Gen Liab-Err & Omis						
Bill	01/14/2020	2020 In...		VFIS of Texas	HARC0-1 Insurance Coverage - 1/1/20 to 12/31/20	52,344.00
Total 54150 - Insurance - Gen Liab-Err & Omis						52,344.00
54400 - HCAD Qtr Expenses						
Bill	03/24/2020	PSI200...		Harris County Appraisal District	2nd Quarter 2020 Assessment	33,893.00
Bill	04/30/2020	PSI200...		Harris County Appraisal District	3rd Quarter 2020 Assessment	33,961.00
Total 54400 - HCAD Qtr Expenses						67,854.00
54600 - Travel & Meetings						
Bill	03/16/2020	Feb/Ma...		Chase Card Services	-MULTIPLE-	126.10
Total 54600 - Travel & Meetings						126.10
54650 - Conference, Conven & Meetings						
Bill	02/10/2020	Jan/Feb...		Chase Card Services	Safe D	1,275.00
Total 54650 - Conference, Conven & Meetings						1,275.00
54700 - Travel/Lodging						
Bill	03/16/2020	Feb/Ma...		Chase Card Services	Doubletree Hilton - Safe D	2,796.69
Total 54700 - Travel/Lodging						2,796.69
Total 54000 - General and Admin Expenses						124,395.79
60000 - Interest Expense						
Bill	01/01/2020	66241496		De Lage Laden Public Finance	Building Note - Monthly	6,667.39
Bill	01/25/2020	66665770		De Lage Laden Public Finance	Building Note - Monthly	6,541.59
Bill	02/22/2020	66978372		De Lage Laden Public Finance	Building Note - Monthly	6,415.27
Bill	03/22/2020			De Lage Laden Public Finance	Building Note - Monthly	6,288.43

4:46 PM

05/25/20

Accrual Basis

Harris County ESD No. 1 - GOF
Profit & Loss Detail
January through April 2020

Type	Date	Num	Adj	Name	Memo	Amount
				Total 60000 - Interest Expense		25,912.68
				66900 - Reconciliation Discrepancies		
Bill	03/16/2020	Feb/Ma...		Chase Card Services	-MULTIPLE-	32.41
				Total 66900 - Reconciliation Discrepancies		32.41
				Total Expense		4,887,120.34
				Net Ordinary Income		1,376,999.55
				Net Income		1,376,999.55

**Harris County Emergency Services District #1
Construction Summary
April 30, 2020**

AG CM Inc. - Project Management

Jan-18	4,261.25
Feb-18	4,995.00
Mar-18	31,996.25
Apr-18	8,076.25
May-18	3,045.00
Jun-18	11,587.50
Jul-18	24,167.58
Aug-18	11,888.00
Sep-18	16,239.39
Oct-18	14,983.68
Nov-18	13,200.03
Jan-19	24,955.51
Feb-19	36,164.11
Mar-19	10,353.99
Apr-19	4,381.50
May-19	825.00
Jun-19	16,453.53
Jul-19	18,587.39
Aug-19	11,847.72
Sep-19	5,510.50
Oct-19	4,200.10
Nov-19	6,368.00
Dec-19	1,786.39
Mar-20	10,712.00
Apr-20	7,011.68
	303,597.35

Total Project Mngt 303,597.35

Station 92

Joiner Architects

Jan-18	3,566.00
Feb-18	
Mar-18	
Apr-18	30,430.00
May-18	
Jun-18	3,213.00
Jul-18	3,213.00
Aug-18	3,213.00
Sep-18	
Oct-18	
Nov-18	
Dec-18	4,418.00
Jan-19	4,573.05
Feb-19	4,830.62
Mar-19	4,886.41
Apr-19	4,016.00
May-19	2,008.00

Construction Masters of Houston

Pay Request 1	132,610.97
Pay Request 2	55,086.51
Pay Request 3	128,081.34
Pay Request 4	87,885.01
Pay Request 5	49,711.00
Pay Request 6	57,752.02
Pay Request 7	202,626.90
Pay Request 8	331,908.48
Pay Request 9	336,977.59
Pay Request 10	380,702.97
Pay Request 11	439,383.45
Pay Request 12	151,048.79

Jun-19	2,008.00	Pay Request 13	158,316.60
Jul-19	2,009.00	Pay Request 14	86,685.49
Aug-19	803.00	Pay Request 15	100,015.06
Sep-19	1,205.00	Pay Request 16	64,931.81
		Pay Request 17	23,090.13
Dec-19	2,008.00	Pay Request 18	86,881.58
		Pay Request 19	87,328.75
		Pay Request 20	91,200.00
		Pay Request 21	96,677.90
	<u>76,400.08</u>		<u>3,148,902.35</u>

Total Station 92 3,225,302.43

Station 94
Joiner Architects

Jan-18	1,972.00
Feb-18	
Mar-18	
Apr-18	57,396.37
May-18	7,337.57
Jun-18	10,281.32
Jul-18	4,993.97
Aug-18	897.00
Sep-18	2,614.72
Oct-18	2,807.40
Nov-18	
Dec-18	3,902.36
Jan-19	2,801.05
Feb-19	3,059.61
Mar-19	3,389.40
Apr-19	2,244.00
May-19	1,123.00
Jun-19	1,678.05
Jul-19	1,122.00
Aug-19	449.00
Sep-19	674.00
Dec-19	1,122.00
	<u>109,864.82</u>

Construction Masters of Houston

Pay Request 1	34,634.15
Pay Request 2	37,974.35
Pay Request 3	123,832.22
Pay Request 4	89,579.74
Pay Request 5	28,367.00
Pay Request 6	69,881.69
Pay Request 7	269,487.10
Pay Request 8	319,833.65
Pay Request 9	385,915.77
Pay Request 10	255,843.85
Pay Request 11	304,096.71
Pay Request 12	228,485.22
Pay Request 13	118,177.57
Pay Request 14	48,907.85
Pay Request 15	84,964.45
Pay Request 16	86,319.45
Pay Request 17	58,919.22
Pay Request 18	40,853.35
Pay Request 19	3,226.20
Pay Request 20	3,924.45
	<u>2,593,223.99</u>

Total Station 94 2,703,088.81

Grand Total 6,231,988.59

Loan Proceeds - 5/30/2018	7,000,000.00
Less YTD Spending	<u>(6,231,988.59)</u>
Remaining	<u>768,011.41</u>



AG|CM, Inc.
 1101 Ocean Dr.
 P.O. Box 2682
 Corpus Christi, TX 78403
 361-882-0469

Harris County Emergency Svc District #1
 Attn: Jeremy Hyde
 2800 Aldine Bender Rd.
 Houston, TX 77032

Invoice number 7524
 Date 03/04/2020

Project **18-060P Harris County ESD#1 - Station 97**

Billing Period 02/01/2020 - 02/29/2020

Invoice Summary

Description	Contract Amount	Total Billed	Prior Billed	Current Billed	Remaining	Percent Complete
PROJECT MANAGEMENT SUPPORT	188,860.00	88,646.40	80,766.40	7,880.00	100,213.60	46.94
REIMBERSABLE EXPENSES AT 1.10						
CONSULTANTS	68,250.00	20,548.69	20,548.69	0.00	47,701.31	30.11
EXPENSES	0.00	4,556.96	4,556.96	0.00	-4,556.96	0.00
Subtotal	68,250.00	25,105.65	25,105.65	0.00	43,144.35	36.78
Total	257,110.00	113,752.05	105,872.05	7,880.00	143,357.95	44.24

Professional Fees

	Hours	Rate	Billed Amount
Project Manager			
Michael D. Medwedeff	48.50	130.00	6,305.00
Troy J. Byington	10.50	150.00	1,575.00
Professional Fees subtotal	59.00		7,880.00
Invoice total			7,880.00

Aging Summary

Invoice Number	Invoice Date	Outstanding	Current	Over 30	Over 60	Over 90	Over 120
7524	03/04/2020	7,880.00	7,880.00				
Total		7,880.00	7,880.00	0.00	0.00	0.00	0.00

Approved by:

Martin J. Schmitt
Vice President - East Texas

Invoice Supporting Detail

18-060P Harris County ESD#1 - Station 97

PROJECT MANAGEMENT SUPPORT

Phase 1: A/E Selection

Original Phase 1: A/E Selection / Design/Procurement/Pre-Construction Phase

Phase Status: Work Hold

Billing Cutoff: 02/29/2020

WIP Status:

Date	Units	Rate	Amount
------	-------	------	--------

Subtotal			0.00
total			0.00

PROJECT MANAGEMENT SUPPORT

Phase 2: Construction Management

Phase Status: Active

Billing Cutoff: 02/29/2020

WIP Status: Billable

Date	Units	Rate	Amount
------	-------	------	--------

Labor

Project Manager

Michael D. Medwedeff

Billable Time	02/03/2020	4.50	130.00	585.00
	<i>Plumbing inspection for underground.</i>			
Billable Time	02/04/2020	3.00	130.00	390.00
	<i>Site Coordination</i>			
Billable Time	02/05/2020	5.00	130.00	650.00
	<i>OAC Meeting.</i>			
	<i>*Travel from Home to Humble</i>			
	<i>**Travel from Humble to Kingwood to Martinez Architects</i>			
	<i>***Travel from Kingwood to Alvin</i>			
Billable Time	02/06/2020	4.00	130.00	520.00
	<i>Coordination.</i>			
Billable Time	02/07/2020	4.50	130.00	585.00
Billable Time	02/10/2020	4.00	130.00	520.00
Billable Time	02/12/2020	5.00	130.00	650.00
	<i>Pre-Pour Inspection.</i>			
Billable Time	02/13/2020	1.00	130.00	130.00
	<i>Concrete Pour and Inspection.</i>			
Billable Time	02/14/2020	2.00	130.00	260.00
	<i>Post Pour Inspection</i>			
Billable Time	02/17/2020	0.75	130.00	97.50
	<i>Procore and Coordination.</i>			
Billable Time	02/18/2020	2.75	130.00	357.50
Billable Time	02/19/2020	3.50	130.00	455.00
	<i>Meeting with HCESD1 for NFPA 13 vs. 13R.</i>			
Billable Time	02/20/2020	0.50	130.00	65.00
	<i>Coordination.</i>			
Billable Time	02/24/2020	1.50	130.00	195.00

Invoice Supporting Detail

18-060P Harris County ESD#1 - Station 97
 PROJECT MANAGEMENT SUPPORT
 Phase 2: Construction Management

Phase Status: Active

Billing Cutoff: 02/29/2020

Date	Units	Rate	Amount
------	-------	------	--------

Labor WIP Status: Billable

Project Manager

Michael D. Medwedeff

Coordination. NFPA 13 vs. 13R.

Prep for Board Meeting.

Billable Time 02/25/2020 4.00 130.00 520.00

Board Meeting.

Billable Time 02/26/2020 0.50 130.00 65.00

Emails & Coordination.

Billable Time 02/27/2020 2.00 130.00 260.00

Follow up with Fire Supression Contractor for NFPA 13 vs. 13R

Subtotal 48.50 6,305.00

Troy J. Byington

Billable Time 02/03/2020 1.00 150.00 150.00

coordination

Billable Time 02/05/2020 1.00 150.00 150.00

color board, communications, fire line

Billable Time 02/07/2020 0.50 150.00 75.00

coordination

Billable Time 02/10/2020 0.50 150.00 75.00

organize

Billable Time 02/14/2020 1.50 150.00 225.00

emails

Billable Time 02/19/2020 3.50 150.00 525.00

owner meeting on sprinkler, sprinkler sub call

Billable Time 02/24/2020 1.50 150.00 225.00

prepare for board meeting with michael

Billable Time 02/25/2020 0.50 150.00 75.00

coordinate about board

Billable Time 02/26/2020 0.50 150.00 75.00

fire protection

Subtotal 10.50 1,575.00

Labor total 59.00 7,880.00

Reimbursable Expenses at 1.10
 Consultants

Phase Status: Active

Billing Cutoff: 02/29/2020

Date	Units	Rate	Amount
------	-------	------	--------

WIP Status:

Subtotal 0.00

total 0.00

Invoice Supporting Detail

18-060P Harris County ESD#1 - Station 97
 Reimbursable Expenses at 1.10
 Expenses

Phase Status: Active

Billing Cutoff: 02/29/2020

WIP Status:

Date	Units	Rate	Amount
------	-------	------	--------

Subtotal				0.00
total				0.00

Invoice Summary

	Contract	Billed	%	Remaining	%
Labor	188,860.00	88,646.40	47	100,213.60	53
Expense		4,556.96		-4,556.96	
Consultant	68,250.00	20,548.69	30	47,701.31	70
Total	257,110.00	113,752.05	44	143,357.95	56



AGCM, Inc.
 1101 Ocean Dr.
 P.O. Box 2682
 Corpus Christi, TX 78403
 361-882-0469

Harris County Emergency Svc District #1
 Attn: Jeremy Hyde
 2800 Aldine Bender Rd.
 Houston, TX 77032

Invoice number 7625
 Date 05/07/2020

Project **18-060P Harris County ESD#1 - Station 97**

Billing Period 03/30/2020 - 04/30/2020

Invoice Summary

Description	Contract Amount	Total Billed	Prior Billed	Current Billed	Remaining	Percent Complete
PROJECT MANAGEMENT SUPPORT	188,860.00	101,521.40	93,628.90	7,892.50	87,338.60	53.75
REIMBERSABLE EXPENSES AT 1.10						
CONSULTANTS	68,250.00	20,548.69	20,548.69	0.00	47,701.31	30.11
EXPENSES	0.00	4,556.96	4,556.96	0.00	-4,556.96	0.00
Subtotal	68,250.00	25,105.65	25,105.65	0.00	43,144.35	36.78
Total	257,110.00	126,627.05	118,734.55	7,892.50	130,482.95	49.25

Professional Fees

	Hours	Rate	Billed Amount
Project Manager			
Michael D. Medwedeff	57.25	130.00	7,442.50
Troy J. Byington	3.00	150.00	450.00
Professional Fees subtotal	60.25		7,892.50

Invoice total **7,892.50**

Aging Summary

Invoice Number	Invoice Date	Outstanding	Current	Over 30	Over 60	Over 90	Over 120
7524	03/04/2020	7,880.00			7,880.00		
7625	05/07/2020	7,892.50	7,892.50				
Total		15,772.50	7,892.50	0.00	7,880.00	0.00	0.00

Approved by:

Martin J. Schmitt
Vice President - East Texas

Invoice Supporting Detail

18-060P Harris County ESD#1 - Station 97

PROJECT MANAGEMENT SUPPORT

Phase 1: A/E Selection

Original Phase 1: A/E Selection / Design/Procurement/Pre-Construction Phase

Phase Status: Work Hold

Billing Cutoff: 04/30/2020

Date	Units	Rate	Amount
------	-------	------	--------

WIP Status:

Subtotal			0.00
total			0.00

PROJECT MANAGEMENT SUPPORT

Phase 2: Construction Management

Phase Status: Active

Billing Cutoff: 04/30/2020

Date	Units	Rate	Amount
------	-------	------	--------

Labor

WIP Status: Billable

Project Manager

Michael D. Medwedeff

Billable Time	03/30/2020	2.25	130.00	292.50
	<i>Board Meeting Agenda updates, fire line update and schedule follow up with CM.</i>			
Billable Time	03/31/2020	1.50	130.00	195.00
	<i>Board Meeting Presentation.</i>			
Billable Time	04/01/2020	3.00	130.00	390.00
	<i>OAC Meeting. Comcast Coordination.</i>			
Billable Time	04/02/2020	2.00	130.00	260.00
Billable Time	04/03/2020	1.50	130.00	195.00
	<i>General project coordination and updates to project.</i>			
Billable Time	04/06/2020	2.50	130.00	325.00
	<i>Submittal Reviews</i>			
Billable Time	04/07/2020	2.75	130.00	357.50
	<i>Site walk and coordination with comcast on buried line.</i>			
Billable Time	04/08/2020	3.50	130.00	455.00
	<i>Comcast coordination with Aspen (Comcast Contractor) via phone call.</i>			
	<i>Heather S. with ESD 10 - Coordination with her for fiber line.</i>			
	<i>Submittal reviews. Observation report compilation.</i>			
Billable Time	04/09/2020	2.75	130.00	357.50
Billable Time	04/10/2020	2.00	130.00	260.00
Billable Time	04/13/2020	1.25	130.00	162.50
	<i>Comcast Troubleshooting on buried line depth.</i>			
Billable Time	04/14/2020	3.25	130.00	422.50
	<i>On-site visit and report.</i>			
Billable Time	04/15/2020	1.50	130.00	195.00
	<i>OAC Meeting - 8:00 - 9:00 AM.</i>			
Billable Time	04/16/2020	4.00	130.00	520.00
	<i>Chris Majors walked jobsite with me today. Performed a rebar inspection.</i>			

Invoice Supporting Detail

18-060P Harris County ESD#1 - Station 97
PROJECT MANAGEMENT SUPPORT
Phase 2: Construction Management

Phase Status: Active

Billing Cutoff: 04/30/2020

Date	Units	Rate	Amount
------	-------	------	--------

Labor

WIP Status: Billable

Project Manager

Michael D. Medwedeff

Billable Time	04/17/2020	4.50	130.00	585.00
	<i>Concrete Paving Pour & inspection.</i>			
	<i>Coordination with Aspen (Comcast Contractor) for Coax Cable in our way.</i>			
Billable Time	04/20/2020	2.75	130.00	357.50
	<i>Post Pour Follow up. Comcast Line installation.</i>			
Billable Time	04/21/2020	1.50	130.00	195.00
	<i>Comcast Coax line termination.</i>			
Billable Time	04/23/2020	3.75	130.00	487.50
Billable Time	04/24/2020	2.00	130.00	260.00
Billable Time	04/27/2020	1.50	130.00	195.00
	<i>Board Meeting Updates.</i>			
Billable Time	04/28/2020	0.75	130.00	97.50
	<i>EMS 97 Board Meeting.</i>			
Billable Time	04/29/2020	2.25	130.00	292.50
	<i>OAC Meeting.</i>			
Billable Time	04/30/2020	4.50	130.00	585.00
	<i>General construction observation.</i>			

Subtotal **57.25** **7,442.50**

Troy J. Byington

Billable Time	03/30/2020	0.25	150.00	37.50
	<i>coordination</i>			
Billable Time	03/31/2020	0.75	150.00	112.50
	<i>coordination call</i>			
Billable Time	04/21/2020	0.50	150.00	75.00
	<i>coordination</i>			
Billable Time	04/23/2020	0.25	150.00	37.50
	<i>coordination</i>			
Billable Time	04/24/2020	0.50	150.00	75.00
	<i>coordination</i>			
Billable Time	04/27/2020	0.75	150.00	112.50
	<i>coordination with mm</i>			

Subtotal **3.00** **450.00**

Labor total **60.25** **7,892.50**

Invoice Supporting Detail

18-060P Harris County ESD#1 - Station 97
Reimbursable Expenses at 1.10
Consultants

Phase Status: Active

Billing Cutoff: 04/30/2020

Date	Units	Rate	Amount
------	-------	------	--------

WIP Status:

Subtotal			0.00
total			0.00

Reimbursable Expenses at 1.10
Expenses

Phase Status: Active

Billing Cutoff: 04/30/2020

Date	Units	Rate	Amount
------	-------	------	--------

WIP Status:

Subtotal			0.00
total			0.00

Invoice Summary

	Contract	Billed	%	Remaining	%
Labor	188,860.00	101,521.40	54	87,338.60	46
Expense		4,556.96		-4,556.96	
Consultant	68,250.00	20,548.69	30	47,701.31	70
Total	257,110.00	126,627.05	49	130,482.95	51



AG|CM, Inc.
 1101 Ocean Dr.
 P.O. Box 2682
 Corpus Christi, TX 78403
 361-882-0469

Harris County Emergency Svc District #1
 Attn: Jeremy Hyde
 2800 Aldine Bender Rd.
 Houston, TX 77032

Invoice number 7620
 Date 05/07/2020

Project **16-036P Harris County ESD #1 Support Services**

Billing Period 03/30/2020 - 04/30/2020

Invoice Summary

Description	Contract Amount	Total Billed	Prior Billed	Current Billed	Remaining	Percent Complete
PROJECT MANAGEMENT SUPPORT	245,748.35	245,748.86	245,748.86	0.00	-0.51	100.00
REIMBERSABLE EXPENSES AT 1.10						
CONSULTANTS	125,283.00	119,196.16	112,184.48	7,011.68	6,086.84	95.14
EXPENSES	1,870.06	0.00	0.00	0.00	1,870.06	0.00
Subtotal	127,153.06	119,196.16	112,184.48	7,011.68	7,956.90	93.74
CREDIT - OVER CONTRACT	0.00	-0.51	-0.51	0.00	0.51	0.00
Total	372,901.41	364,944.51	357,932.83	7,011.68	7,956.90	97.87

Professional Fees

	Units	Rate	Billed Amount
Other Consultant			
Paradigm Consultants, Inc.	1.00	2,639.175	2,639.18
Windrose Surveying and Land Services, LLC	1.00	4,372.50	4,372.50
Subtotal			7,011.68
Professional Fees subtotal			7,011.68
Invoice total			7,011.68

Aging Summary

Invoice Number	Invoice Date	Outstanding	Current	Over 30	Over 60	Over 90	Over 120
7620	05/07/2020	7,011.68	7,011.68				
	Total	7,011.68	7,011.68	0.00	0.00	0.00	0.00

Approved by:

Martin J. Schmitt
Vice President - East Texas

Invoice Supporting Detail

16-036P Harris County ESD #1 Support Services
PROJECT MANAGEMENT SUPPORT
Original Phase 1: A/E Selection

Phase Status: Active

Billing Cutoff: 04/30/2020

Date	Units	Rate	Amount
------	-------	------	--------

WIP Status:

Subtotal	0.00
total	0.00

PROJECT MANAGEMENT SUPPORT
Admendment #1 Phase 1: A/E Selection - Contract Review

Phase Status: Active

Billing Cutoff: 04/30/2020

Date	Units	Rate	Amount
------	-------	------	--------

WIP Status:

Subtotal	0.00
total	0.00

PROJECT MANAGEMENT SUPPORT
Original Design/Procurement/Pre-Construction Phase

Phase Status: Active

Billing Cutoff: 04/30/2020

Date	Units	Rate	Amount
------	-------	------	--------

WIP Status:

Subtotal	0.00
total	0.00

PROJECT MANAGEMENT SUPPORT
Preconstruction & Design

Phase Status: Active

Billing Cutoff: 04/30/2020

Date	Units	Rate	Amount
------	-------	------	--------

WIP Status:

Subtotal	0.00
total	0.00

PROJECT MANAGEMENT SUPPORT
Construction Management CY 2018

Phase Status: Work Hold

Billing Cutoff: 04/30/2020

Date	Units	Rate	Amount
------	-------	------	--------

WIP Status:

Subtotal	0.00
total	0.00

PROJECT MANAGEMENT SUPPORT
Construction Management CY 2019

Phase Status: Active

Billing Cutoff: 04/30/2020

Date	Units	Rate	Amount
------	-------	------	--------

WIP Status:

Subtotal	0.00
----------	------

Invoice Supporting Detail

16-036P Harris County ESD #1 Support Services
 PROJECT MANAGEMENT SUPPORT
 Construction Management CY 2019

Phase Status: Active

Billing Cutoff: 04/30/2020

Date	Units	Rate	Amount
total			0.00

PROJECT MANAGEMENT SUPPORT
 RadioTower Change Order

Phase Status: Active

Billing Cutoff: 04/30/2020

WIP Status:

Date	Units	Rate	Amount
Subtotal			0.00
total			0.00

Reimbursable Expenses at 1.10
 Consultants

Phase Status: Active

Billing Cutoff: 04/30/2020

Consultant

WIP Status: Billable

Paradigm Consultants, Inc.

Other Consultant

04/07/2020 1.00 2,639.18 2,639.18

Subtotal 1.00 2,639.18

Windrose Surveying and Land Services, LLC

Other Consultant

04/07/2020 1.00 4,372.50 4,372.50

Subtotal 1.00 4,372.50

Consultant total 2.00 7,011.68

Reimbursable Expenses at 1.10
 Expenses

Phase Status: Active

Billing Cutoff: 04/30/2020

WIP Status:

Date	Units	Rate	Amount
Subtotal			0.00
total			0.00

Credit - over contract

Phase Status: Active

Billing Cutoff: 04/30/2020

WIP Status:

Date	Units	Rate	Amount
Subtotal			0.00
total			0.00

Invoice Supporting Detail

Invoice Summary

	Contract	Billed	%	Remaining	%
Labor	245,748.35	242,805.79	99	2,942.56	1
Expense	1,870.06	1,870.06	100		
Consultant	125,283.00	120,268.66	96	5,014.34	4
Total	372,901.41	364,944.51	98	7,956.90	2



Document G702™ - 1992

Application and Certificate for Payment

TO OWNER: Harris County ESD # 1
2800 Aldine Bender Rd.
Houston, TX 77032

PROJECT: EMS Stations 92 & 94
Station 92: 1618 & 1620 Isom,
Houston, TX 77039
Station 94: 6310 Aldine Bender,
Houston, TX 77396

FROM: Construction Masters of Houston, Inc. VIA
CONTRACTOR: P. O. Box 1587 ARCHITECT:

700 Rockmead, #265
Kingwood, TX 77339

APPLICATION NO: 021
PERIOD TO: March 24, 2020

CONTRACT FOR: General Construction
CONTRACT DATE: May 23, 2018
PROJECT NOS: / 2618 /

Distribution to:
OWNER: ARCHITECT:
CONTRACTOR: FIELD:
OTHER:

CONTRACTOR'S APPLICATION FOR PAYMENT

Application is made for payment, as shown below, in connection with the Contract. Continuation Sheet, AIA Document G703, is attached.

1. ORIGINAL CONTRACT SUM \$6,178,460.00
2. NET CHANGE BY CHANGE ORDERS \$0.00
3. CONTRACT SUM TO DATE (Line 1 + 2) \$6,178,460.00
4. TOTAL COMPLETED & STORED TO DATE (Column G on G703) \$6,044,343.52
5. RETAINAGE:
 - a. 5.00 % of Completed Work (Column D + E on G703) \$302,217.18
 - b. 5.00 % of Stored Material (Column F on G703) \$0.00

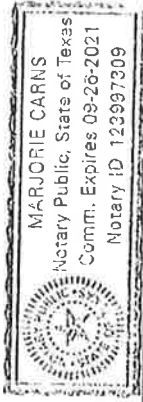
6. TOTAL EARNED LESS RETAINAGE \$5,742,126.34
(Line 4 Less Line 5 Total)
7. LESS PREVIOUS CERTIFICATES FOR PAYMENT \$5,645,448.44
(Line 6 from prior Certificate)
8. CURRENT PAYMENT DUE \$96,677.90
9. BALANCE TO FINISH, INCLUDING RETAINAGE (Line 3 less Line 6) \$436,333.66

CHANGE ORDER SUMMARY	ADDITIONS	DEDUCTIONS
Total changes approved in previous months by Owner	\$0.00	\$0.00
Total approved this Month	\$0.00	\$0.00
TOTALS	\$0.00	\$0.00
NET CHANGES by Change Order	\$0.00	\$0.00

The undersigned Contractor certifies that to the best of the Contractor's knowledge, information and belief the Work covered by this Application for Payment has been completed in accordance with the Contract Documents, that all amounts have been paid by the Contractor for Work for which previous Certificates for Payment were issued and payments received from the Owner, and that current payment shown herein is now due.

CONTRACTOR: 
By: _____
Date: March 24, 2020
State of: Texas


County of: Brazoria
Subscribed and sworn to before me this 24th day of March, 2020
Notary Public: Marjorie Carns
My Commission expires: September 26, 2021



ARCHITECT'S CERTIFICATE FOR PAYMENT

In accordance with the Contract Documents, based on on-site observations and the data comprising this application, the Architect certifies to the Owner that to the best of the Architect's knowledge, information and belief the Work has progressed as indicated, the quality of the Work is in accordance with the Contract Documents, and the Contractor is entitled to payment of the AMOUNT CERTIFIED.

AMOUNT CERTIFIED: \$96,677.90
(Attach explanation if amount certified differs from the amount applied. Initial all figures on this Application and on the Continuation Sheet; they are changed to conform with the amount certified.)

ARCHITECT: 
By: _____
Date: 3/25/20

This Certificate is not negotiable. The AMOUNT CERTIFIED is payable only to the Contractor named herein. Issuance, payment and acceptance of payment are without prejudice to any rights of the Owner or Contractor under this Contract.

AIA[®] Document G703™ - 1992

Continuation Sheet

AIA Document G702™-1992, Application and Certification for Payment, or G736™-2009, Project Application and Project Certificate for Payment, Construction Manager as Adviser Edition, containing Contractor's signed certificate is attached.
 In tabulations below, amounts are in US dollars.
 Use Column I on Contracts where variable retainage for line items may apply.

APPLICATION NO: 021
 APPLICATION DATE: March 24, 2020
 PERIOD TO: March 24, 2020
 ARCHITECT'S PROJECT NO: EMS Stations 92 & 94

A ITEM NO.	B DESCRIPTION OF WORK	C SCHEDULED VALUE	D WORK COMPLETED		E THIS PERIOD	F MATERIALS PRESENTLY STORED (NOT IN D OR E)	G TOTAL COMPLETED AND STORED TO DATE (D + E + F)	H BALANCE TO FINISH (C - G)	I RETAINAGE (IF VARIABLE RATE)
			FROM PREVIOUS APPLICATION (D + E)	THIS PERIOD					
	STATION 92	0.00	0.00	0.00	0.00	0.00	0.00	0.00	0.00
0.1	OC Allowance	0.00	0.00	0.00	0.00	0.00	0.00	0.00	0.00
0.1a	AER-OC-004	5,171.00	5,171.00	0.00	0.00	5,171.00	100.00%	0.00	0.00
0.1b	AER-OC-005	-640.00	-640.00	0.00	0.00	-640.00	100.00%	0.00	0.00
0.1c	AER-OC-006	2,276.00	2,276.00	0.00	0.00	2,276.00	100.00%	0.00	0.00
0.1d	AER-OC-007	4,246.53	4,246.53	0.00	0.00	4,246.53	100.00%	0.00	0.00
0.1e	AER-OC-008	3,787.00	3,787.00	0.00	0.00	3,787.00	100.00%	0.00	0.00
0.1f	AER-OC-009	2,716.00	2,716.00	0.00	0.00	2,716.00	100.00%	0.00	0.00
0.1g	AER-OC-013	2,370.00	2,370.00	0.00	0.00	2,370.00	100.00%	0.00	0.00
0.1h	AER-OC-014	-6,000.00	-6,000.00	0.00	0.00	-6,000.00	100.00%	0.00	0.00
0.1i	AER-OC-012	36,073.47	36,073.47	0.00	0.00	36,073.47	100.00%	0.00	0.00
0.1j	AER-OC-017	250.00	250.00	0.00	0.00	250.00	100.00%	0.00	0.00
0.1k	AER-OC-018	3,113.50	3,113.50	0.00	0.00	3,113.50	100.00%	0.00	0.00
0.1l	AER-OC-020	12,850.00	12,850.00	0.00	0.00	12,850.00	100.00%	0.00	0.00
0.2	Signage Allowance	13,614.95	0.00	0.00	0.00	0.00	0.00%	13,614.95	0.00
0.2a	AER-G-01	5,088.00	5,088.00	0.00	0.00	5,088.00	100.00%	0.00	0.00
0.2b	AER-DH-02 Partial	5,778.55	5,778.55	0.00	0.00	5,778.55	100.00%	0.00	0.00
0.2c	AER-G-02	518.50	518.50	0.00	0.00	518.50	100.00%	0.00	0.00
0.3	Hardware Allowance	0.00	0.00	0.00	0.00	0.00	0.00%	0.00	0.00
0.3a	AER-DH-01	32,388.00	32,388.00	0.00	0.00	32,388.00	100.00%	0.00	0.00
0.3b	AER-DH-02 Partial	17,612.00	17,612.00	0.00	0.00	17,612.00	100.00%	0.00	0.00
0.4	Smoke Testing Allowance	2,500.00	2,500.00	0.00	0.00	2,500.00	100.00%	0.00	0.00

AIA Document G703™ - 1992. Copyright © 1963, 1965, 1966, 1967, 1970, 1976, 1983 and 1992 by The American Institute of Architects. All rights reserved. WARNING: This AIA® Document is protected by U.S. Copyright Law and International Treaties. Unauthorized reproduction or distribution of this AIA® Document, or any portion of it, may result in severe civil and criminal penalties, and will be prosecuted to the maximum extent possible under the law. This document was produced by AIA software at 15:26:05 ET on 03/24/2020 under Order No. 3126274672 which expires on 02/13/2021, and is not for resale.
 User Notes: (389ADAS4)

A ITEM NO.	B DESCRIPTION OF WORK	C SCHEDULED VALUE	D WORK COMPLETED		E THIS PERIOD	F MATERIALS PRESENTLY STORED (NOT IN D OR E)	G		H BALANCE TO FINISH (C - G)	I RETAINAGE (IF VARIABLE RATE)
			FROM PREVIOUS APPLICATION (D + E)	THIS PERIOD			TOTAL COMPLETED AND STORED TO DATE (D + E + F)	% (G ÷ C)		
0.5	Fire Sprinkler Tank Allowance	15,158.00	0.00	0.00	0.00	0.00	0.00	0.00%	15,158.00	0.00
0.5a	AER-WT-01	47,294.00	47,294.00	0.00	0.00	0.00	47,294.00	100.00%	0.00	0.00
0.5b	AER-WT-02	17,548.00	17,548.00	0.00	0.00	0.00	17,548.00	100.00%	0.00	0.00
0.6	Septic Tank Pumping Allowance	9,450.00	0.00	0.00	0.00	0.00	0.00	0.00%	9,450.00	0.00
0.6a	AER-SP-001	550.00	550.00	0.00	0.00	0.00	550.00	100.00%	0.00	0.00
0.7	Landscape Bed Allowance	5,000.00	0.00	0.00	0.00	0.00	0.00	0.00%	5,000.00	0.00
01.01	Supervision	73,070.00	67,400.00	0.00	0.00	0.00	67,400.00	92.24%	5,670.00	0.00
01.02	Temporary Facilities	9,358.00	9,358.00	0.00	0.00	0.00	9,358.00	100.00%	0.00	0.00
01.03	Construction Fence	3,021.00	3,021.00	0.00	0.00	0.00	3,021.00	100.00%	0.00	0.00
01.04	Dumpsters	11,654.00	10,500.00	500.00	0.00	0.00	11,000.00	94.39%	654.00	0.00
01.05	Mobilization	2,400.00	2,400.00	0.00	0.00	0.00	2,400.00	100.00%	0.00	0.00
01.06	Surveying	5,755.00	5,755.00	0.00	0.00	0.00	5,755.00	100.00%	0.00	0.00
01.07	Equipment Rental	3,914.00	3,450.00	464.00	0.00	0.00	3,914.00	100.00%	0.00	0.00
01.08	Final Clean	3,119.00	3,119.00	0.00	0.00	0.00	3,119.00	100.00%	0.00	0.00
01.09	General Labor	5,685.00	5,350.00	0.00	0.00	0.00	5,350.00	94.11%	335.00	0.00
01.10	Insurance	36,925.00	36,400.00	0.00	0.00	0.00	36,400.00	98.58%	525.00	0.00
01.11	Performance & Payment Bonds	35,107.00	35,107.00	0.00	0.00	0.00	35,107.00	100.00%	0.00	0.00
02.01	Earthwork	142,729.00	138,855.50	3,873.50	0.00	0.00	142,729.00	100.00%	0.00	0.00
02.02	SWPPP	1,381.00	1,381.00	0.00	0.00	0.00	1,381.00	100.00%	0.00	0.00
02.03	Utilities	64,228.00	58,280.00	5,948.00	0.00	0.00	64,228.00	100.00%	0.00	0.00
02.04	Fire Line	26,704.00	26,704.00	0.00	0.00	0.00	26,704.00	100.00%	0.00	0.00
02.05	Fire Pump	165,462.00	165,462.00	0.00	0.00	0.00	165,462.00	100.00%	0.00	0.00
02.06	Septic System	27,330.00	27,330.00	0.00	0.00	0.00	27,330.00	100.00%	0.00	0.00
02.07	Irrigation	29,639.00	4,050.00	25,589.00	0.00	0.00	29,639.00	100.00%	0.00	0.00
02.08	Landscape	47,132.00	12,840.00	26,188.82	0.00	0.00	39,028.82	82.81%	8,103.18	0.00
02.09	Paving Specialties	3,396.00	0.00	0.00	0.00	0.00	0.00	0.00%	3,396.00	0.00

AIA Document G703™ - 1992. Copyright © 1993, 1965, 1966, 1967, 1970, 1978, 1983 and 1992 by The American Institute of Architects. All rights reserved. WARNING: This AIA® Document is protected by U.S. Copyright Law and International Treaties. Unauthorized reproduction or distribution of this AIA® Document, or any portion of it, may result in severe civil and criminal penalties, and will be prosecuted to the maximum extent possible under the law. This document was produced by AIA software at 15:26:05 ET on 03/24/2020 under Order No. 3126274872 which expires on 02/13/2021, and is not for resale.

User Notes:

A	B	C	D		E		F	G		H	I
			FROM PREVIOUS APPLICATION (D + E)	WORK COMPLETED THIS PERIOD	MATERIALS PRESENTLY STORED (NOT IN D OR E)	TOTAL COMPLETED AND STORED TO DATE (D + E + F)		% (G ÷ C)	BALANCE TO FINISH (C - G)		
02.10	Gates	1,727.00	1,727.00	0.00	0.00	0.00	0.00	1,727.00	100.00%	0.00	0.00
03.1	Concrete	343,382.00	309,543.00	33,839.00	0.00	0.00	0.00	343,382.00	100.00%	0.00	0.00
03.2	Polished Concrete	6,906.00	6,906.00	0.00	0.00	0.00	0.00	6,906.00	100.00%	0.00	0.00
04.1	Masonry	115,331.00	115,331.00	0.00	0.00	0.00	0.00	115,331.00	100.00%	0.00	0.00
05.1	Steel Erection	87,315.00	87,315.00	0.00	0.00	0.00	0.00	87,315.00	100.00%	0.00	0.00
05.2	Miscellaneous Steel	3,223.00	3,223.00	0.00	0.00	0.00	0.00	3,223.00	100.00%	0.00	0.00
06.1	Millwork	46,030.00	46,030.00	0.00	0.00	0.00	0.00	46,030.00	100.00%	0.00	0.00
07.1	Waterproofing	42,888.00	37,524.11	5,363.89	0.00	0.00	0.00	42,888.00	100.00%	0.00	0.00
07.2	Insulation	35,594.00	35,594.00	0.00	0.00	0.00	0.00	35,594.00	100.00%	0.00	0.00
07.3	TPO Roofing	16,920.00	16,920.00	0.00	0.00	0.00	0.00	16,920.00	100.00%	0.00	0.00
08.1	Doors & Frames	31,734.00	31,734.00	0.00	0.00	0.00	0.00	31,734.00	100.00%	0.00	0.00
08.2	Overhead Doors	25,726.00	25,726.00	0.00	0.00	0.00	0.00	25,726.00	100.00%	0.00	0.00
08.3	Storefronts	65,117.00	65,117.00	0.00	0.00	0.00	0.00	65,117.00	100.00%	0.00	0.00
09.1	Gypsum Assemblies	132,181.00	132,181.00	0.00	0.00	0.00	0.00	132,181.00	100.00%	0.00	0.00
09.2	Flooring	82,077.00	82,077.00	0.00	0.00	0.00	0.00	82,077.00	100.00%	0.00	0.00
09.3	Acoustical Ceilings	11,971.00	11,971.00	0.00	0.00	0.00	0.00	11,971.00	100.00%	0.00	0.00
09.4	Painting	52,602.00	52,602.00	0.00	0.00	0.00	0.00	52,602.00	100.00%	0.00	0.00
10.1	Display Boards	1,831.00	1,831.00	0.00	0.00	0.00	0.00	1,831.00	100.00%	0.00	0.00
10.2	Bollard Covers	1,202.00	1,202.00	0.00	0.00	0.00	0.00	1,202.00	100.00%	0.00	0.00
10.3	Toilet Partitions & Accessories	11,345.00	11,345.00	0.00	0.00	0.00	0.00	11,345.00	100.00%	0.00	0.00
10.4	Flagpoles	2,997.00	2,997.00	0.00	0.00	0.00	0.00	2,997.00	100.00%	0.00	0.00
10.5	Protective Covers	49,834.00	49,834.00	0.00	0.00	0.00	0.00	49,834.00	100.00%	0.00	0.00
10.6	Fire Cabinets	1,652.00	1,652.00	0.00	0.00	0.00	0.00	1,652.00	100.00%	0.00	0.00
11.1	Appliances	10,703.00	10,703.00	0.00	0.00	0.00	0.00	10,703.00	100.00%	0.00	0.00
12.1	Window Coverings	4,581.00	4,581.00	0.00	0.00	0.00	0.00	4,581.00	100.00%	0.00	0.00
12.2	Projection Screen	5,870.00	5,870.00	0.00	0.00	0.00	0.00	5,870.00	100.00%	0.00	0.00
13.1	PEMB	177,712.00	177,712.00	0.00	0.00	0.00	0.00	177,712.00	100.00%	0.00	0.00
13.2	Fire Alarm	17,171.00	17,171.00	0.00	0.00	0.00	0.00	17,171.00	85.71%	2,453.81	0.00
13.3	Fire Sprinkler	44,016.00	44,016.00	0.00	0.00	0.00	0.00	44,016.00	100.00%	0.00	0.00

AIA Document G703™ - 1992. Copyright © 1963, 1965, 1966, 1967, 1970, 1978, 1983 and 1992 by The American Institute of Architects. All rights reserved. WARNING: This AIA® Document is protected by U.S. Copyright Law and International Treaties. Unauthorized reproduction or distribution of this AIA® Document, or any portion of it, may result in severe civil and criminal penalties, and will be prosecuted to the maximum extent possible under the law. This document was produced by AIA software at 15:26:05 ET on 03/24/2020 under Order No. 3126274972 which expires on 02/13/2021, and is not for resale.

User Notes:

(3B9ADAS4)

A	B	C	D		E		F	G		H	I
			SCHEDULED VALUE	WORK COMPLETED	FROM PREVIOUS APPLICATION (D + E)	THIS PERIOD		MATERIALS PRESENTLY STORED (NOT IN D OR E)	TOTAL COMPLETED AND STORED TO DATE (D + E + F)		
22.1	Plumbing	234,236.00		0.00	234,236.00	0.00	0.00	234,236.00	100.00%	0.00	0.00
23.1	HVAC	323,800.00		0.00	311,310.50	0.00	0.00	311,310.50	96.14%	12,489.50	0.00
26.1	Electrical	439,351.00		0.00	439,351.00	0.00	0.00	439,351.00	100.00%	0.00	0.00
27.1	Communication Cabling	26,847.00		0.00	26,847.00	0.00	0.00	26,847.00	100.00%	0.00	0.00
		0.00		0.00	0.00	0.00	0.00	0.00	0.00%	0.00	0.00
	STATION 94	0.00		0.00	0.00	0.00	0.00	0.00	0.00%	0.00	0.00
0.1	OC Allowance	13,377.39		0.00	0.00	0.00	0.00	0.00	0.00%	13,377.39	0.00
0.1a	AER-OC-002	1,704.00		0.00	1,704.00	0.00	0.00	1,704.00	100.00%	0.00	0.00
0.1b	AER-OC-004	5,171.00		0.00	5,171.00	0.00	0.00	5,171.00	100.00%	0.00	0.00
0.1c	AER-OC-005	-640.00		0.00	-640.00	0.00	0.00	-640.00	100.00%	0.00	0.00
0.1d	AER-OC-006	2,276.00		0.00	2,276.00	0.00	0.00	2,276.00	100.00%	0.00	0.00
0.1e	AER-OC-007	4,246.53		0.00	4,246.53	0.00	0.00	4,246.53	100.00%	0.00	0.00
0.1f	AER-OC-008	2,100.00		0.00	2,100.00	0.00	0.00	2,100.00	100.00%	0.00	0.00
0.1g	AER-OC-009	2,716.00		0.00	2,716.00	0.00	0.00	2,716.00	100.00%	0.00	0.00
0.1h	AER-OC-014	-6,000.00		0.00	-6,000.00	0.00	0.00	-6,000.00	100.00%	0.00	0.00
0.1i	AER-OC-012 Partial	4,497.08		0.00	4,497.08	0.00	0.00	4,497.08	100.00%	0.00	0.00
0.1j	AER-OC-016	1,225.00		0.00	1,225.00	0.00	0.00	1,225.00	100.00%	0.00	0.00
0.1k	AER-OC-018	3,113.50		0.00	3,113.50	0.00	0.00	3,113.50	100.00%	0.00	0.00
0.2	Signage Allowance	13,614.95		0.00	0.00	0.00	0.00	0.00	0.00%	13,614.95	0.00
0.2a	AER-G-01	5,088.00		0.00	5,088.00	0.00	0.00	5,088.00	100.00%	0.00	0.00
0.2b	AER-DH-02 Partial	5,778.55		0.00	5,778.55	0.00	0.00	5,778.55	100.00%	0.00	0.00
0.2c	AER-G-02	518.50		0.00	518.50	0.00	0.00	518.50	100.00%	0.00	0.00
0.3	Hardware Allowance	0.00		0.00	0.00	0.00	0.00	0.00	0.00%	0.00	0.00
0.3a	AER-DH-01	32,388.00		0.00	32,388.00	0.00	0.00	32,388.00	100.00%	0.00	0.00
0.3b	AER-DH-02 Partial	17,612.00		0.00	17,612.00	0.00	0.00	17,612.00	100.00%	0.00	0.00
0.4	Smoke Testing	2,500.00		0.00	0.00	0.00	0.00	0.00	0.00%	2,500.00	0.00
0.5	Landscape Bed	5,000.00		0.00	0.00	0.00	0.00	0.00	0.00%	5,000.00	0.00
01.01	Supervision	65,105.00		0.00	65,105.00	0.00	0.00	65,105.00	100.00%	0.00	0.00

AIA Document G703™ - 1992. Copyright © 1963, 1965, 1966, 1967, 1970, 1978, 1983 and 1992 by The American Institute of Architects. All rights reserved. WARNING: This AIA® Document is protected by U.S. Copyright Law and International Treaties. Unauthorized reproduction or distribution of this AIA® Document, or any portion of it, may result in severe civil and criminal penalties, and will be prosecuted to the maximum extent possible under the law. This document was produced by AIA software at 15:28:05 ET on 03/24/2020 under Order No. 3126274972 which expires on 02/13/2021, and is not for resale.

User Notes:

(889AD454)

A	B	C	D		E		F	G		H	I		
			SCHEDULED VALUE	WORK COMPLETED		MATERIALS PRESENTLY STORED (NOT IN D OR E)		TOTAL COMPLETED AND STORED TO DATE (D + E + F)	% (G ÷ C)			BALANCE TO FINISH (C - G)	RETAINAGE (IF VARIABLE RATE)
				FROM PREVIOUS APPLICATION (D + E)	THIS PERIOD								
01.02	Temporary Facilities	9,508.00	9,508.00	0.00	0.00	0.00	0.00	9,508.00	100.00%	0.00	0.00		
01.03	Construction Fence	2,417.00	2,417.00	0.00	0.00	0.00	0.00	2,417.00	100.00%	0.00	0.00		
01.04	Dumpsters	10,359.00	10,359.00	0.00	0.00	0.00	0.00	10,359.00	100.00%	0.00	0.00		
01.05	Mobilization	2,400.00	2,400.00	0.00	0.00	0.00	0.00	2,400.00	100.00%	0.00	0.00		
01.06	Surveying	5,755.00	5,755.00	0.00	0.00	0.00	0.00	5,755.00	100.00%	0.00	0.00		
01.07	Equipment Rental	3,914.00	3,914.00	0.00	0.00	0.00	0.00	3,914.00	100.00%	0.00	0.00		
01.08	Final Clean	3,119.00	3,119.00	0.00	0.00	0.00	0.00	3,119.00	100.00%	0.00	0.00		
01.09	General Labor	5,685.00	5,685.00	0.00	0.00	0.00	0.00	5,685.00	100.00%	0.00	0.00		
01.10	Insurance	36,925.00	36,925.00	0.00	0.00	0.00	0.00	36,925.00	100.00%	0.00	0.00		
01.11	Performance & Payment Bonds	35,107.00	35,107.00	0.00	0.00	0.00	0.00	35,107.00	100.00%	0.00	0.00		
02.01	Earthwork	106,931.00	106,931.00	0.00	0.00	0.00	0.00	106,931.00	100.00%	0.00	0.00		
02.02	SWPPP	4,604.00	4,604.00	0.00	0.00	0.00	0.00	4,604.00	100.00%	0.00	0.00		
02.03	Utilities	85,177.00	85,177.00	0.00	0.00	0.00	0.00	85,177.00	100.00%	0.00	0.00		
02.04	Fire Line	47,883.00	47,883.00	0.00	0.00	0.00	0.00	47,883.00	100.00%	0.00	0.00		
02.05	Irrigation	17,841.00	17,841.00	0.00	0.00	0.00	0.00	17,841.00	100.00%	0.00	0.00		
02.06	Landscaping	25,895.00	25,895.00	0.00	0.00	0.00	0.00	25,895.00	100.00%	0.00	0.00		
02.07	Paving Specialties	3,396.00	3,396.00	0.00	0.00	0.00	0.00	3,396.00	100.00%	0.00	0.00		
02.08	Gates	1,727.00	1,727.00	0.00	0.00	0.00	0.00	1,727.00	100.00%	0.00	0.00		
03.1	Concrete	227,711.00	227,711.00	0.00	0.00	0.00	0.00	227,711.00	100.00%	0.00	0.00		
03.2	Polished Concrete	6,906.00	6,906.00	0.00	0.00	0.00	0.00	6,906.00	100.00%	0.00	0.00		
04.1	Masonry	115,331.00	115,331.00	0.00	0.00	0.00	0.00	115,331.00	100.00%	0.00	0.00		
05.1	Steel Erection	87,315.00	87,315.00	0.00	0.00	0.00	0.00	87,315.00	100.00%	0.00	0.00		
05.2	Miscellaneous Steel	3,223.00	3,223.00	0.00	0.00	0.00	0.00	3,223.00	100.00%	0.00	0.00		
06.1	Millwork	46,030.00	46,030.00	0.00	0.00	0.00	0.00	46,030.00	100.00%	0.00	0.00		
07.1	Waterproofing	42,888.00	42,888.00	0.00	0.00	0.00	0.00	42,888.00	100.00%	0.00	0.00		
07.2	Insulation	35,594.00	35,594.00	0.00	0.00	0.00	0.00	35,594.00	100.00%	0.00	0.00		
07.3	TPO Roofing	16,920.00	16,920.00	0.00	0.00	0.00	0.00	16,920.00	100.00%	0.00	0.00		
08.1	Doors & Frames	31,734.00	31,734.00	0.00	0.00	0.00	0.00	31,734.00	100.00%	0.00	0.00		
08.2	OH Doors	25,726.00	25,726.00	0.00	0.00	0.00	0.00	25,726.00	100.00%	0.00	0.00		

AIA Document G703™ - 1992. Copyright © 1983, 1985, 1986, 1987, 1970, 1978, 1983 and 1992 by The American Institute of Architects. All rights reserved. WARNING: This AIA® Document is protected by U.S. Copyright Law and International Treaties. Unauthorized reproduction or distribution of this AIA® Document, or any portion of it, may result in severe civil and criminal penalties, and will be prosecuted to the maximum extent possible under the law. This document was produced by AIA software at 15:28:05 ET on 03/24/2020 under Order No. 3126274872 which expires on 02/13/2021, and is not for resale.

User Notes:

A	B	C	D		E		F	G		H	I
			FROM PREVIOUS APPLICATION (D+E)	WORK COMPLETED THIS PERIOD	MATERIALS PRESENTLY STORED (NOT IN D OR E)	TOTAL COMPLETED AND STORED TO DATE (D+E+F)		% (G÷C)	BALANCE TO FINISH (C-G)		
08.3	Storefronts	65,117.00	65,117.00	0.00	0.00	0.00	65,117.00	100.00%	0.00	0.00	0.00
09.1	Gypsum Assemblies	132,181.00	132,181.00	0.00	0.00	0.00	132,181.00	100.00%	0.00	0.00	0.00
09.2	Flooring	82,077.00	82,077.00	0.00	0.00	0.00	82,077.00	100.00%	0.00	0.00	0.00
09.3	Acoustical Ceilings	11,971.00	11,971.00	0.00	0.00	0.00	11,971.00	100.00%	0.00	0.00	0.00
09.4	Painting	52,602.00	52,602.00	0.00	0.00	0.00	52,602.00	100.00%	0.00	0.00	0.00
10.1	Display Boards	1,831.00	1,831.00	0.00	0.00	0.00	1,831.00	100.00%	0.00	0.00	0.00
10.2	Bollard Covers	1,202.00	1,202.00	0.00	0.00	0.00	1,202.00	100.00%	0.00	0.00	0.00
10.3	Toilet Partitions & Accessories	11,345.00	11,345.00	0.00	0.00	0.00	11,345.00	100.00%	0.00	0.00	0.00
10.4	Flagpoles	2,997.00	2,997.00	0.00	0.00	0.00	2,997.00	100.00%	0.00	0.00	0.00
10.5	Protective Covers	49,834.00	49,834.00	0.00	0.00	0.00	49,834.00	100.00%	0.00	0.00	0.00
10.6	Fire Cabinets	1,652.00	1,652.00	0.00	0.00	0.00	1,652.00	100.00%	0.00	0.00	0.00
11.1	Appliances	10,703.00	10,703.00	0.00	0.00	0.00	10,703.00	100.00%	0.00	0.00	0.00
12.1	Window Coverings	4,581.00	4,581.00	0.00	0.00	0.00	4,581.00	100.00%	0.00	0.00	0.00
12.2	Projection Screen	5,870.00	5,870.00	0.00	0.00	0.00	5,870.00	100.00%	0.00	0.00	0.00
13.1	PEMB	177,712.00	177,712.00	0.00	0.00	0.00	177,712.00	100.00%	0.00	0.00	0.00
13.2	Fire Alarm	17,171.00	17,171.00	0.00	0.00	0.00	17,171.00	100.00%	0.00	0.00	0.00
13.3	Fire Sprinkler	44,016.00	44,016.00	0.00	0.00	0.00	44,016.00	100.00%	0.00	0.00	0.00
22.1	Plumbing	234,236.00	234,236.00	0.00	0.00	0.00	234,236.00	100.00%	0.00	0.00	0.00
23.1	HVAC	308,920.00	286,145.30	0.00	0.00	0.00	286,145.30	92.63%	22,774.70	0.00	0.00
26.1	Electrical	315,588.00	315,588.00	0.00	0.00	0.00	315,588.00	100.00%	0.00	0.00	0.00
27.1	Communication Cabling	26,847.00	26,847.00	0.00	0.00	0.00	26,847.00	100.00%	0.00	0.00	0.00
	GRAND TOTAL	\$6,178,460.00	\$5,942,577.31	\$101,766.21	\$0.00	\$0.00	\$6,044,343.52	97.83%	\$134,116.48	\$0.00	\$0.00

Harris County ESD #1
EMS Stations 92 & 94
Pay Application #21 Station Totals
March 24, 2020

Station 92:

Total Value	\$3,390,594.50
Invoiced to Date	3,313,745.06
Percent Complete	98.00%
Balance to Finish	\$ 76,849.44

Station 94:

Total Value	\$2,787,865.50
Invoiced to Date	2,730,598.47
Percent Complete	98.00%
Balance to Finish	\$ 57,267.03

Conditional Waiver & Release Upon Partial Payment

Whereas, the undersigned **Construction Masters of Houston, Inc.** has performed work or furnished materials for improvement to property known as **Harris County ESD #1, EMS Stations 92 & 94**, located in the city of Houston, state of Texas.

The undersigned further certifies that all labor and materials furnished by the undersigned in connection with the above named project has been paid in full and agrees to indemnify and save harmless the said Owner, **Harris County ESD #1**, against all loss, damages, cost or expense of any character whatsoever that may arise by reason of claims for labor or unpaid material used in connection with said improvements. When the check has been properly endorsed, and has been paid by the bank upon which it is drawn, this document shall become effective to release pro tanto, any mechanic's lien, stop notice or bond right the undersigned has on the job.

Signed, Sealed and Delivered This 24th Day of March, 2020

Construction Masters of Houston, Inc.


By: _____

Title: **President**

State of Texas }
County of Brazoria }

Before me, the undersigned authority, on this day appeared **Justin Davis**, a person known to me, who upon being placed under oath, stated that he read and signed the foregoing instrument for the purposes and consideration therein stated and as the act and deed of **Construction Masters of Houston, Inc.** and further stated that each statement therein is within his knowledge and is true and correct.

Sworn and subscribed to before me on the 24th day of March, 2020.



Marjorie Carns
Notary Public in and for Brazoria County, Texas
My commission expires: 9/26/21



DE LAGE LANDEN PUBLIC FINANCE LLC
 P.O. BOX 41602
 PHILADELPHIA, PA 19101-1602

REMITTANCE SECTION

Invoice Number: 67820716
 Due Date: 05/15/2020
 Due This Period: \$36,939.53

Amount Enclosed: \$ _____

Please make check payable to:

DE LAGE LANDEN PUBLIC FINANCE LLC
 P.O. BOX 41602
 PHILADELPHIA, PA 19101-1602



HARRIS CO EMERGENCY SVS
 ATTN AP
 2800 ALDINE BENDER RD
 HOUSTON TX 77032-3502

2100000678207160036939531

Detach here. Please include the top payment coupon with your payment. Please allow 5-7 days for U.S. Postal Service delivery.



DE LAGE LANDEN PUBLIC FINANCE LLC
 P.O. BOX 41602
 PHILADELPHIA, PA 19101-1602

WWW.LESSEEDIRECT.COM

Contract Number: 803-0002145-000
 Invoice Number: 67820716
 Account Number: 234825
 Site Number: 1334834
 Invoice Date: 04/25/2020
 Period of Performance: 04/15/2020-05/14/2020
 Due This Period: \$36,939.53

IMPORTANT MESSAGES

*Please review your equipment location(s) for tax purposes.

Visit WWW.LESSEEDIRECT.COM

- Did you know you can...
- ✓ View copies of your contract and open invoices
 - ✓ Enroll in paperless invoicing
 - ✓ Make a payment
 - ✓ Set up automated/recurring payments

See Reverse For Important Information

INVOICE DETAILS

Description	Payment Amount	Tax	Total Amount	Applied Amount	Remaining Amount Due
PAYMENT	\$36,939.53	\$0.00	\$36,939.53	\$0.00	\$36,939.53
Billed this Invoice	\$36,939.53	\$0.00	\$36,939.53	\$0.00	\$36,939.53

(Please see the following pages for details.)

Contact Us



WWW.LESSEEDIRECT.COM

- ✓ View contract and invoice copies
- ✓ View open balances and a Pay History of your contract
- ✓ Enroll in Paperless
- ✓ Update your insurance
- ✓ Update your Billing or Asset Address
- ✓ Enroll in Direct Debit



Correspondence Address

DE LAGE LANDEN PUBLIC FINANCE LLC
1111 OLD EAGLE SCHOOL RD
WAYNE, PA 19087-1453

*Please provide your contract number



Customer Service

800-736-0220

Important Reminder

Enclose remittance slip with your check and send it to the address on the reverse side to ensure accurate and timely processing of your payment. **Please remit payments at least 5 days prior to due date. Please record your Invoice number on the check.**

Explanation of Charges

It is important to us that you understand the charges on your invoice. Please refer to this guide for assistance.

1. **DOCUMENTATION/ORIGINATION FEE** – A one-time fee assessed on new transactions to cover our expenses for preparing financing statements and other documentation costs.
2. **INTERIM PAYMENT** – A charge to account for the partial month, prior to the first full billing cycle, calculated per the terms and conditions in the contract.
3. **INSURANCE CHARGE** – A charge due each billing period as the result of the equipment being insured by the lessor against theft or damage.
4. **PAYMENT** – Amount due each billing period in accordance with the terms of the contract.
5. **LATE FEE** – Assessed when a payment is not received by its due date, as provided by the contract.
6. **FINANCE CHARGE** – Assessed when a payment is not received and is over thirty (30) days past its due date.
7. **PROPERTY TAX** – The lessor, as the owner of the equipment, is assessed and pays property tax to the appropriate taxing authority on an annual basis. Per the contract, the Lessee has agreed to reimburse the Lessor for all property taxes paid on their behalf plus reasonable administrative costs. For questions about taxes, call the Customer Service number above.
8. **RETURNED CHECK FEE** – Assessed each time a check is returned for any reason.
9. **CUSTOMER SERVICE FEE** – Assessed when a request for an amortization schedule, an invoice copy, a pay history or additional contract copy is requested.
10. **ACCOUNT SUMMARY** – Overview of prior billed invoices for which a partial or no payment was received at the time the current invoice was printed.
11. **TAX OR LESSOR SURCHARGE** – Taxes due in accordance with the tax laws of the state(s) where the equipment is located. For tax related questions, call the Customer Service number above.



AIA Document G702™ - 1992

Application and Certificate for Payment

TO OWNER: Harris County ESD # 1
2800 Aldine Bender Rd.
Houston, TX 77032

PROJECT: EMS Stations 92 & 94
Station 92: 1618 & 1620 Isom,
Houston, TX 77039

APPLICATION NO: 022
PERIOD TO: April 29, 2020

FROM: Construction Masters of Houston, Inc. VIA
CONTRACTOR: P. O. Box 1587
Pearland, TX 77588

ARCHITECT: Joiner Architects
700 Rockmead, #265
Kingwood, TX 77339

Distribution to:
OWNER:
ARCHITECT:
CONTRACTOR:
FIELD:
OTHER:

CONTRACT FOR: General Construction
CONTRACT DATE: May 23, 2018
PROJECT NOS: / 2618 /

CONTRACTOR'S APPLICATION FOR PAYMENT

Application is made for payment, as shown below, in connection with the Contract. Continuation Sheet, AIA Document G703, is attached.

1. ORIGINAL CONTRACT SUM	\$6,178,460.00
2. NET CHANGE BY CHANGE ORDERS	\$0.00
3. CONTRACT SUM TO DATE (Line 1 ± 2)	\$6,178,460.00
4. TOTAL COMPLETED & STORED TO DATE (Column G on G703)	\$6,135,554.62
5. RETAINAGE:	
a. 5.00 % of Completed Work (Column D + E on G703)	\$306,777.73
b. 5.00 % of Stored Material (Column F on G703)	\$0.00
Total Retainage (Lines 5a + 5b or Total in Column I of G703)	\$306,777.73

6. TOTAL EARNED LESS RETAINAGE \$5,828,776.89
(Line 4 Less Line 5 Total)

7. LESS PREVIOUS CERTIFICATES FOR PAYMENT \$5,742,126.34
(Line 6 from prior Certificate)

8. CURRENT PAYMENT DUE \$86,650.55

9. BALANCE TO FINISH, INCLUDING RETAINAGE \$349,683.11
(Line 3 less Line 6)

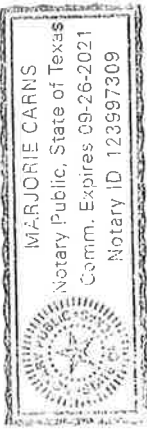
CHANGE ORDER SUMMARY	ADDITIONS	DEDUCTIONS
Total changes approved in previous months by Owner	\$0.00	\$0.00
Total approved this Month	\$0.00	\$0.00
TOTALS	\$0.00	\$0.00
NET CHANGES by Change Order		\$0.00

The undersigned Contractor certifies that to the best of the Contractor's knowledge, information and belief the Work covered by this Application for Payment has been completed in accordance with the Contract Documents, that all amounts have been paid by the Contractor for Work for which previous Certificates for Payment were issued and payments received from the Owner, and that current payment shown herein is now due.

CONTRACTOR: *[Signature]*
By: _____
State of: Texas
County of: Brazoria

Date: April 29, 2020

Subscribed and sworn to before
me this _____ day of _____,
Notary Public: Marjorie Carns
My Commission expires: September 26, 2021



ARCHITECT'S CERTIFICATE FOR PAYMENT

In accordance with the Contract Documents, based on on-site observations and the data comprising this application, the Architect certifies to the Owner that to the best of the Architect's knowledge, information and belief the Work has progressed as indicated, the quality of the Work is in accordance with the Contract Documents, and the Contractor is entitled to payment of the AMOUNT CERTIFIED.

AMOUNT CERTIFIED \$86,650.55
(Attach explanation if amount certified differs from the amount applied. Initial all figures on this Application and on the Continuation Sheet that are changed to conform with the amount certified.)

ARCHITECT: _____
By: _____
Date: _____

This Certificate is not negotiable. The AMOUNT CERTIFIED is payable only to the Contractor named herein. Issuance, payment and acceptance of payment are without prejudice to any rights of the Owner or Contractor under this Contract.

AIA Document G702™ - 1992. Copyright © 1953, 1963, 1965, 1971, 1978, 1983 and 1992 by The American Institute of Architects. All rights reserved. WARNING: This AIA Document is protected by U.S. Copyright Law and International Treaties. Unauthorized reproduction or distribution of this AIA Document, or any portion of it, may result in severe civil and criminal penalties, and will be prosecuted to the maximum extent possible under the law. This document was produced by AIA software at 09:56:16 ET on 04/30/2020 under Order No. 3126274972 which expires on 02/13/2021, and is not for resale.
User Notes: (389ADA59)



AIA Document G703™ - 1992

Continuation Sheet

AIA Document, G702™-1992, Application and Certification for Payment, or G736™-2009, Project Application and Project Certificate for Payment, Construction Manager as Adviser Edition, containing Contractor's signed certification is attached.

In tabulations below, amounts are in US dollars.

Use Column I on Contracts where variable retainage for line items may apply.

APPLICATION NO: 022
 APPLICATION DATE: April 29, 2020
 PERIOD TO: April 29, 2020
 ARCHITECT'S PROJECT NO: EMS Stations 92 & 94

A ITEM NO.	B DESCRIPTION OF WORK	C SCHEDULED VALUE	E WORK COMPLETED		F MATERIALS PRESENTLY STORED (NOT IN D OR E)	G		H BALANCE TO FINISH (C - G)	I RETAINAGE (IF VARIABLE RATE)
			D FROM PREVIOUS APPLICATION (D + E)	THIS PERIOD		TOTAL COMPLETED AND STORED TO DATE (D + E + F)	% (G ÷ C)		
	STATION 92	0.00	0.00	0.00	0.00	0.00	0.00%	0.00	0.00
0.1	OC Allowance	5,760.21	0.00	0.00	0.00	0.00	0.00%	5,760.21	0.00
0.1a	AER-OC-004	5,171.00	5,171.00	0.00	0.00	5,171.00	100.00%	0.00	0.00
0.1b	AER-OC-005	-640.00	-640.00	0.00	0.00	-640.00	100.00%	0.00	0.00
0.1c	AER-OC-006	2,276.00	2,276.00	0.00	0.00	2,276.00	100.00%	0.00	0.00
0.1d	AER-OC-007	4,246.53	4,246.53	0.00	0.00	4,246.53	100.00%	0.00	0.00
0.1e	AER-OC-008	3,787.00	3,787.00	0.00	0.00	3,787.00	100.00%	0.00	0.00
0.1f	AER-OC-009	2,716.00	2,716.00	0.00	0.00	2,716.00	100.00%	0.00	0.00
0.1g	AER-OC-013	2,370.00	2,370.00	0.00	0.00	2,370.00	100.00%	0.00	0.00
0.1h	AER-OC-014	-6,000.00	-6,000.00	0.00	0.00	-6,000.00	100.00%	0.00	0.00
0.1i	AER-OC-012	36,073.47	36,073.47	0.00	0.00	36,073.47	100.00%	0.00	0.00
0.1j	AER-OC-017	250.00	250.00	0.00	0.00	250.00	100.00%	0.00	0.00
0.1k	AER-OC-018	3,113.50	3,113.50	0.00	0.00	3,113.50	100.00%	0.00	0.00
0.1l	AER-OC-020	12,850.00	12,850.00	0.00	0.00	12,850.00	100.00%	0.00	0.00
0.1m	AER-OC-024	2,374.00	0.00	2,374.00	0.00	2,374.00	100.00%	0.00	0.00
0.1n	AER-OC-032	1,411.74	0.00	1,411.74	0.00	1,411.74	100.00%	0.00	0.00
0.1o	AER-OC-033	4,069.00	0.00	4,069.00	0.00	4,069.00	100.00%	0.00	0.00
0.2	Signage Allowance	0.00	0.00	0.00	0.00	0.00	0.00%	0.00	0.00
0.2a	AER-G-01	5,088.00	5,088.00	0.00	0.00	5,088.00	100.00%	0.00	0.00
0.2b	AER-DH-02 Partial	5,778.55	5,778.55	0.00	0.00	5,778.55	100.00%	0.00	0.00
0.2c	AER-G-02	518.50	518.50	0.00	0.00	518.50	100.00%	0.00	0.00
0.3	Hardware Allowance	0.00	0.00	0.00	0.00	0.00	0.00%	0.00	0.00
0.3a	AER-DH-01	32,388.00	32,388.00	0.00	0.00	32,388.00	100.00%	0.00	0.00

AIA Document G703™ - 1992. Copyright © 1963, 1965, 1966, 1967, 1970, 1978, 1983 and 1992 by The American Institute of Architects. All rights reserved. WARNING: This AIA Document is protected by U.S. Copyright Law and International Treaties. Unauthorized reproduction or distribution of this AIA Document, or any portion of it, may result in severe civil and criminal penalties, and will be prosecuted to the maximum extent possible under the law. This document was produced by AIA software at 17:02:43 ET on 04/29/2020 under Order No. 3126274972 which expires on 02/13/2021, and is not for resale.

User Notes:

(3B99DA58)

A ITEM NO.	B DESCRIPTION OF WORK	C SCHEDULED VALUE	D WORK COMPLETED		E THIS PERIOD	F MATERIALS PRESENTLY STORED (NOT IN D OR E)	G		H BALANCE TO FINISH (C - G)	I RETAINAGE (IF VARIABLE RATE)
			FROM PREVIOUS APPLICATION (D + E)	THIS PERIOD			TOTAL COMPLETED AND STORED TO DATE (D + E + F)	% (G ÷ C)		
0.3b	AER-DH-02 Partial Smoke Testing Allowance	17,612.00	17,612.00	0.00	0.00	0.00	17,612.00	100.00%	0.00	0.00
0.4	Fire Sprinkler Tank Allowance	2,500.00	2,500.00	0.00	0.00	0.00	2,500.00	100.00%	0.00	0.00
0.5	Fire Sprinkler Tank Allowance	15,158.00	0.00	0.00	0.00	0.00	0.00	0.00%	15,158.00	0.00
0.5a	AER-WT-01	47,294.00	47,294.00	0.00	0.00	0.00	47,294.00	100.00%	0.00	0.00
0.5b	AER-WT-02	17,548.00	17,548.00	0.00	0.00	0.00	17,548.00	100.00%	0.00	0.00
0.6	Septic Tank Pumping Allowance	9,450.00	0.00	0.00	0.00	0.00	0.00	0.00%	9,450.00	0.00
0.6a	AER-SP-001	550.00	550.00	0.00	0.00	0.00	550.00	100.00%	0.00	0.00
0.7	Landscape Bed Allowance	5,000.00	0.00	0.00	0.00	0.00	0.00	0.00%	5,000.00	0.00
01.01	Supervision	73,070.00	67,400.00	5,670.00	0.00	0.00	73,070.00	100.00%	0.00	0.00
01.02	Temporary Facilities	9,358.00	9,358.00	0.00	0.00	0.00	9,358.00	100.00%	0.00	0.00
01.03	Construction Fence	3,021.00	3,021.00	0.00	0.00	0.00	3,021.00	100.00%	0.00	0.00
01.04	Dumpsters	11,654.00	11,000.00	654.00	0.00	0.00	11,654.00	100.00%	0.00	0.00
01.05	Mobilization	2,400.00	2,400.00	0.00	0.00	0.00	2,400.00	100.00%	0.00	0.00
01.06	Surveying	5,755.00	5,755.00	0.00	0.00	0.00	5,755.00	100.00%	0.00	0.00
01.07	Equipment Rental	3,914.00	3,914.00	0.00	0.00	0.00	3,914.00	100.00%	0.00	0.00
01.08	Final Clean	3,119.00	3,119.00	0.00	0.00	0.00	3,119.00	100.00%	0.00	0.00
01.09	General Labor	5,685.00	5,350.00	335.00	0.00	0.00	5,685.00	100.00%	0.00	0.00
01.10	Insurance	36,925.00	36,400.00	525.00	0.00	0.00	36,925.00	100.00%	0.00	0.00
01.11	Performance & Payment Bonds	35,107.00	35,107.00	0.00	0.00	0.00	35,107.00	100.00%	0.00	0.00
02.01	Earthwork	142,729.00	142,729.00	0.00	0.00	0.00	142,729.00	100.00%	0.00	0.00
02.02	SWPPP	1,381.00	1,381.00	0.00	0.00	0.00	1,381.00	100.00%	0.00	0.00
02.03	Utilities	64,228.00	64,228.00	0.00	0.00	0.00	64,228.00	100.00%	0.00	0.00
02.04	Fire Line	26,704.00	26,704.00	0.00	0.00	0.00	26,704.00	100.00%	0.00	0.00
02.05	Fire Pump	165,462.00	165,462.00	0.00	0.00	0.00	165,462.00	100.00%	0.00	0.00
02.06	Septic System	27,330.00	27,330.00	0.00	0.00	0.00	27,330.00	100.00%	0.00	0.00

AIA Document G703™ - 1992. Copyright © 1963, 1965, 1966, 1967, 1970, 1978, 1983 and 1992 by The American Institute of Architects. All rights reserved. WARNING: This AIA Document is protected by U.S. Copyright Law and International Treaties. Unauthorized reproduction or distribution of this AIA Document, or any portion of it, may result in severe civil and criminal penalties, and will be prosecuted to the maximum extent possible under the law. This document was produced by AIA software at 17:02:43 ET on 04/29/2020 under Order No. 3126274972 which expires on 02/13/2021, and is not for resale.

User Notes:

(999ADA58)

A ITEM NO.	B DESCRIPTION OF WORK	C SCHEDULED VALUE	D WORK COMPLETED		E THIS PERIOD	F MATERIALS PRESENTLY STORED (NOT IN D OR E)	G		H BALANCE TO FINISH (C - G)	I RETAINAGE (IF VARIABLE RATE)
			FROM PREVIOUS APPLICATION (D + E)	SCHEDULED VALUE			TOTAL COMPLETED AND STORED TO DATE (D + E + F)	% (G ÷ C)		
02.07	Irrigation	29,639.00	29,639.00	0.00	0.00	0.00	29,639.00	100.00%	0.00	0.00
02.08	Landscaping	47,132.00	39,028.82	8,103.18	0.00	0.00	47,132.00	100.00%	0.00	0.00
02.09	Paving Specialties	3,396.00	0.00	3,396.00	0.00	0.00	3,396.00	100.00%	0.00	0.00
02.10	Gates	1,727.00	1,727.00	0.00	0.00	0.00	1,727.00	100.00%	0.00	0.00
03.1	Concrete	343,382.00	343,382.00	0.00	0.00	0.00	343,382.00	100.00%	0.00	0.00
03.2	Polished Concrete	6,906.00	6,906.00	0.00	0.00	0.00	6,906.00	100.00%	0.00	0.00
04.1	Masonry	115,331.00	115,331.00	0.00	0.00	0.00	115,331.00	100.00%	0.00	0.00
05.1	Steel Erection	87,315.00	87,315.00	0.00	0.00	0.00	87,315.00	100.00%	0.00	0.00
05.2	Miscellaneous Steel	3,223.00	3,223.00	0.00	0.00	0.00	3,223.00	100.00%	0.00	0.00
06.1	Millwork	46,030.00	46,030.00	0.00	0.00	0.00	46,030.00	100.00%	0.00	0.00
07.1	Waterproofing	42,888.00	42,888.00	0.00	0.00	0.00	42,888.00	100.00%	0.00	0.00
07.2	Insulation	35,594.00	35,594.00	0.00	0.00	0.00	35,594.00	100.00%	0.00	0.00
07.3	TPO Roofing	16,920.00	16,920.00	0.00	0.00	0.00	16,920.00	100.00%	0.00	0.00
08.1	Doors & Frames	31,734.00	31,734.00	0.00	0.00	0.00	31,734.00	100.00%	0.00	0.00
08.2	Overhead Doors	25,726.00	25,726.00	0.00	0.00	0.00	25,726.00	100.00%	0.00	0.00
08.3	Storefronts	65,117.00	65,117.00	0.00	0.00	0.00	65,117.00	100.00%	0.00	0.00
09.1	Gypsum Assemblies	132,181.00	132,181.00	0.00	0.00	0.00	132,181.00	100.00%	0.00	0.00
09.2	Flooring	82,077.00	82,077.00	0.00	0.00	0.00	82,077.00	100.00%	0.00	0.00
09.3	Acoustical Ceilings	11,971.00	11,971.00	0.00	0.00	0.00	11,971.00	100.00%	0.00	0.00
09.4	Painting	52,602.00	52,602.00	0.00	0.00	0.00	52,602.00	100.00%	0.00	0.00
10.1	Display Boards	1,831.00	1,831.00	0.00	0.00	0.00	1,831.00	100.00%	0.00	0.00
10.2	Bollard Covers	1,202.00	1,202.00	0.00	0.00	0.00	1,202.00	100.00%	0.00	0.00
	Toilet Partitions & Accessories	11,345.00	11,345.00	0.00	0.00	0.00	11,345.00	100.00%	0.00	0.00
10.3	Accessories	11,345.00	11,345.00	0.00	0.00	0.00	11,345.00	100.00%	0.00	0.00
10.4	Flagpoles	2,997.00	2,997.00	0.00	0.00	0.00	2,997.00	100.00%	0.00	0.00
10.5	Protective Covers	49,834.00	49,834.00	0.00	0.00	0.00	49,834.00	100.00%	0.00	0.00
10.6	Fire Cabinets	1,652.00	1,652.00	0.00	0.00	0.00	1,652.00	100.00%	0.00	0.00
11.1	Appliances	10,703.00	10,703.00	0.00	0.00	0.00	10,703.00	100.00%	0.00	0.00
12.1	Window Coverings	4,581.00	4,581.00	0.00	0.00	0.00	4,581.00	100.00%	0.00	0.00
12.2	Projection Screen	5,870.00	5,870.00	0.00	0.00	0.00	5,870.00	100.00%	0.00	0.00

AIA Document G703™ - 1992. Copyright © 1963, 1965, 1966, 1967, 1970, 1978, 1983 and 1992 by The American Institute of Architects. All rights reserved. WARNING: This AIA® Document is protected by U.S. Copyright Law and International Treaties. Unauthorized reproduction or distribution of this AIA® Document, or any portion of it, may result in severe civil and criminal penalties, and will be prosecuted to the maximum extent possible under the law. This document was produced by AIA software at 17:02:43 ET on 04/29/2020 under Order No. 3126274972 which expires on 02/13/2021, and is not for resale.

User Notes:

(3B9AD45E)

A ITEM NO.	B DESCRIPTION OF WORK	C SCHEDULED VALUE	D WORK COMPLETED		E THIS PERIOD	F MATERIALS PRESENTLY STORED (NOT IN D OR E)	G		H BALANCE TO FINISH (C - G)	I RETAINAGE (IF VARIABLE RATE)
			FROM PREVIOUS APPLICATION (D + E)	THIS PERIOD			TOTAL COMPLETED AND STORED TO DATE (D + E + F)	% (G ÷ C)		
13.1	PEMB	177,712.00	177,712.00	0.00	0.00	0.00	177,712.00	100.00%	0.00	0.00
13.2	Fire Alarm	17,171.00	14,717.19	2,453.81	0.00	0.00	17,171.00	100.00%	0.00	0.00
13.3	Fire Sprinkler	44,016.00	44,016.00	0.00	0.00	0.00	44,016.00	100.00%	0.00	0.00
22.1	Plumbing	234,236.00	234,236.00	0.00	0.00	0.00	234,236.00	100.00%	0.00	0.00
23.1	HVAC	323,800.00	311,310.50	12,489.50	0.00	0.00	323,800.00	100.00%	0.00	0.00
26.1	Electrical	439,351.00	439,351.00	0.00	0.00	0.00	439,351.00	100.00%	0.00	0.00
27.1	Communication Cabling	26,847.00	26,847.00	0.00	0.00	0.00	26,847.00	100.00%	0.00	0.00
		0.00	0.00	0.00	0.00	0.00	0.00	0.00%	0.00	0.00
	STATION 94	0.00	0.00	0.00	0.00	0.00	0.00	0.00%	0.00	0.00
0.1	OC Allowance	37.17	0.00	0.00	0.00	0.00	0.00	0.00%	37.17	0.00
0.1a	AER-OC-002	1,704.00	1,704.00	0.00	0.00	0.00	1,704.00	100.00%	0.00	0.00
0.1b	AER-OC-004	5,171.00	5,171.00	0.00	0.00	0.00	5,171.00	100.00%	0.00	0.00
0.1c	AER-OC-005	-640.00	-640.00	0.00	0.00	0.00	-640.00	100.00%	0.00	0.00
0.1d	AER-OC-006	2,276.00	2,276.00	0.00	0.00	0.00	2,276.00	100.00%	0.00	0.00
0.1e	AER-OC-007	4,246.53	4,246.53	0.00	0.00	0.00	4,246.53	100.00%	0.00	0.00
0.1f	AER-OC-008	2,100.00	2,100.00	0.00	0.00	0.00	2,100.00	100.00%	0.00	0.00
0.1g	AER-OC-009	2,716.00	2,716.00	0.00	0.00	0.00	2,716.00	100.00%	0.00	0.00
0.1h	AER-OC-014	-6,000.00	-6,000.00	0.00	0.00	0.00	-6,000.00	100.00%	0.00	0.00
0.1i	AER-OC-012 Partial	4,497.08	4,497.08	0.00	0.00	0.00	4,497.08	100.00%	0.00	0.00
0.1j	AER-OC-016	1,225.00	1,225.00	0.00	0.00	0.00	1,225.00	100.00%	0.00	0.00
0.1k	AER-OC-018	3,113.50	3,113.50	0.00	0.00	0.00	3,113.50	100.00%	0.00	0.00
0.1l	AER-OC-021	2,994.80	0.00	2,994.80	0.00	0.00	2,994.80	100.00%	0.00	0.00
0.1m	AER-OC-022	3,368.97	0.00	3,368.97	0.00	0.00	3,368.97	100.00%	0.00	0.00
0.1n	AER-OC-023	290.00	0.00	290.00	0.00	0.00	290.00	100.00%	0.00	0.00
0.1o	AER-OC-025	1,275.00	0.00	1,275.00	0.00	0.00	1,275.00	100.00%	0.00	0.00
0.1p	AER-OC-026	1,066.00	0.00	1,066.00	0.00	0.00	1,066.00	100.00%	0.00	0.00
0.1q	AER-OC-027	8,553.00	0.00	8,553.00	0.00	0.00	8,553.00	100.00%	0.00	0.00
0.1r	AER-OC-028	3,000.00	0.00	3,000.00	0.00	0.00	3,000.00	100.00%	0.00	0.00
0.1s	AER-OC-029	1,464.40	0.00	1,464.40	0.00	0.00	1,464.40	100.00%	0.00	0.00
0.1t	AER-OC-030, 50%	2,105.50	0.00	2,105.50	0.00	0.00	2,105.50	100.00%	0.00	0.00

AIA Document G703™ - 1992. Copyright © 1963, 1965, 1966, 1967, 1970, 1978, 1983 and 1992 by The American Institute of Architects. All rights reserved. WARNING: This AIA Document is protected by U.S. Copyright Law and International Treaties. Unauthorized reproduction or distribution of this AIA Document, or any portion of it, may result in severe civil and criminal penalties, and will be prosecuted to the maximum extent possible under the law. This document was produced by AIA software at 17:02:43 ET on 04/29/2020 under Order No. 3126274972 which expires on 02/13/2021, and is not for resale.

User Notes:

A	B	C	D	E		F	G		H	I
				WORK COMPLETED			MATERIALS PRESENTLY STORED (NOT IN D OR E)	TOTAL COMPLETED AND STORED TO DATE (D + E + F)		
ITEM NO.	DESCRIPTION OF WORK	SCHEDULED VALUE	FROM PREVIOUS APPLICATION (D + E)	THIS PERIOD						
0.1u	AER-OC-031 50%	2,837.50	0.00	2,837.50	0.00	0.00	2,837.50	100.00%	0.00	0.00
0.2	Signage Allowance	0.00	0.00	0.00	0.00	0.00	0.00	0.00%	0.00	0.00
0.2a	AER-G-01	5,088.00	5,088.00	0.00	0.00	0.00	5,088.00	100.00%	0.00	0.00
0.2b	AER-DH-02 Partial	5,778.55	5,778.55	0.00	0.00	0.00	5,778.55	100.00%	0.00	0.00
0.2c	AER-G-02	518.50	518.50	0.00	0.00	0.00	518.50	100.00%	0.00	0.00
0.3	Hardware Allowance	0.00	0.00	0.00	0.00	0.00	0.00	0.00%	0.00	0.00
0.3a	AER-DH-01	32,388.00	32,388.00	0.00	0.00	0.00	32,388.00	100.00%	0.00	0.00
0.3b	AER-DH-02 Partial	17,612.00	17,612.00	0.00	0.00	0.00	17,612.00	100.00%	0.00	0.00
0.4	Smoke Testing Allowance	2,500.00	0.00	0.00	0.00	0.00	0.00	0.00%	2,500.00	0.00
0.5	Landscape Bed Allowance	5,000.00	0.00	0.00	0.00	0.00	0.00	0.00%	5,000.00	0.00
01.01	Supervision	65,105.00	65,105.00	0.00	0.00	0.00	65,105.00	100.00%	0.00	0.00
01.02	Temporary Facilities	9,508.00	9,508.00	0.00	0.00	0.00	9,508.00	100.00%	0.00	0.00
01.03	Construction Fence	2,417.00	2,417.00	0.00	0.00	0.00	2,417.00	100.00%	0.00	0.00
01.04	Dumpsters	10,359.00	10,359.00	0.00	0.00	0.00	10,359.00	100.00%	0.00	0.00
01.05	Mobilization	2,400.00	2,400.00	0.00	0.00	0.00	2,400.00	100.00%	0.00	0.00
01.06	Surveying	5,755.00	5,755.00	0.00	0.00	0.00	5,755.00	100.00%	0.00	0.00
01.07	Equipment Rental	3,914.00	3,914.00	0.00	0.00	0.00	3,914.00	100.00%	0.00	0.00
01.08	Final Clean	3,119.00	3,119.00	0.00	0.00	0.00	3,119.00	100.00%	0.00	0.00
01.09	General Labor	5,685.00	5,685.00	0.00	0.00	0.00	5,685.00	100.00%	0.00	0.00
01.10	Insurance	36,925.00	36,925.00	0.00	0.00	0.00	36,925.00	100.00%	0.00	0.00
01.11	Performance & Payment Bonds	35,107.00	35,107.00	0.00	0.00	0.00	35,107.00	100.00%	0.00	0.00
02.01	Earthwork	106,931.00	106,931.00	0.00	0.00	0.00	106,931.00	100.00%	0.00	0.00
02.02	SWPPP	4,604.00	4,604.00	0.00	0.00	0.00	4,604.00	100.00%	0.00	0.00
02.03	Utilities	85,177.00	85,177.00	0.00	0.00	0.00	85,177.00	100.00%	0.00	0.00
02.04	Fire Line	47,883.00	47,883.00	0.00	0.00	0.00	47,883.00	100.00%	0.00	0.00
02.05	Irrigation	17,841.00	17,841.00	0.00	0.00	0.00	17,841.00	100.00%	0.00	0.00
02.06	Landscaping	25,895.00	25,895.00	0.00	0.00	0.00	25,895.00	100.00%	0.00	0.00

AIA Document G703™ - 1992. Copyright © 1963, 1965, 1966, 1967, 1970, 1978, 1983 and 1992 by The American Institute of Architects. All rights reserved. WARNING: This AIA® Document is protected by U.S. Copyright Law and International Treaties. Unauthorized reproduction or distribution of this AIA® Document, or any portion of it, may result in severe civil and criminal penalties, and will be prosecuted to the maximum extent possible under the law. This document was produced by AIA software at 17:02:43 ET on 04/29/2020 under Order No. 3126274972 which expires on 02/13/2021, and is not for resale.

User Notes:

(389ADA58)

A ITEM NO.	B DESCRIPTION OF WORK	C SCHEDULED VALUE	D		E		F MATERIALS PRESENTLY STORED (NOT IN D OR E)	G		H BALANCE TO FINISH (C - G)	I RETAINAGE (IF VARIABLE RATE)
			FROM PREVIOUS APPLICATION (D + E)	WORK COMPLETED THIS PERIOD	MATERIALS PRESENTLY STORED (NOT IN D OR E)	TOTAL COMPLETED AND STORED TO DATE (D + E + F)		% (G ÷ C)			
									WORK COMPLETED		
02.07	Paving Specialties	3,396.00	3,396.00	0.00	0.00	0.00	3,396.00	100.00%	0.00	0.00	
02.08	Gates	1,727.00	1,727.00	0.00	0.00	0.00	1,727.00	100.00%	0.00	0.00	
03.1	Concrete	227,711.00	227,711.00	0.00	0.00	0.00	227,711.00	100.00%	0.00	0.00	
03.2	Polished Concrete	6,906.00	6,906.00	0.00	0.00	0.00	6,906.00	100.00%	0.00	0.00	
04.1	Masonry	115,331.00	115,331.00	0.00	0.00	0.00	115,331.00	100.00%	0.00	0.00	
05.1	Steel Erection	87,315.00	87,315.00	0.00	0.00	0.00	87,315.00	100.00%	0.00	0.00	
05.2	Miscellaneous Steel	3,223.00	3,223.00	0.00	0.00	0.00	3,223.00	100.00%	0.00	0.00	
06.1	Millwork	46,030.00	46,030.00	0.00	0.00	0.00	46,030.00	100.00%	0.00	0.00	
07.1	Waterproofing	42,888.00	42,888.00	0.00	0.00	0.00	42,888.00	100.00%	0.00	0.00	
07.2	Insulation	35,594.00	35,594.00	0.00	0.00	0.00	35,594.00	100.00%	0.00	0.00	
07.3	TPO Roofing	16,920.00	16,920.00	0.00	0.00	0.00	16,920.00	100.00%	0.00	0.00	
08.1	Doors & Frames	31,734.00	31,734.00	0.00	0.00	0.00	31,734.00	100.00%	0.00	0.00	
08.2	OH Doors	25,726.00	25,726.00	0.00	0.00	0.00	25,726.00	100.00%	0.00	0.00	
08.3	Storefronts	65,117.00	65,117.00	0.00	0.00	0.00	65,117.00	100.00%	0.00	0.00	
09.1	Gypsum Assemblies	132,181.00	132,181.00	0.00	0.00	0.00	132,181.00	100.00%	0.00	0.00	
09.2	Flooring	82,077.00	82,077.00	0.00	0.00	0.00	82,077.00	100.00%	0.00	0.00	
09.3	Acoustical Ceilings	11,971.00	11,971.00	0.00	0.00	0.00	11,971.00	100.00%	0.00	0.00	
09.4	Painting	52,602.00	52,602.00	0.00	0.00	0.00	52,602.00	100.00%	0.00	0.00	
10.1	Display Boards	1,831.00	1,831.00	0.00	0.00	0.00	1,831.00	100.00%	0.00	0.00	
10.2	Bollard Covers	1,202.00	1,202.00	0.00	0.00	0.00	1,202.00	100.00%	0.00	0.00	
	Toilet Partitions &										
10.3	Accessories	11,345.00	11,345.00	0.00	0.00	0.00	11,345.00	100.00%	0.00	0.00	
10.4	Flagpoles	2,997.00	2,997.00	0.00	0.00	0.00	2,997.00	100.00%	0.00	0.00	
10.5	Protective Covers	49,834.00	49,834.00	0.00	0.00	0.00	49,834.00	100.00%	0.00	0.00	
10.6	Fire Cabinets	1,652.00	1,652.00	0.00	0.00	0.00	1,652.00	100.00%	0.00	0.00	
11.1	Appliances	10,703.00	10,703.00	0.00	0.00	0.00	10,703.00	100.00%	0.00	0.00	
12.1	Window Coverings	4,581.00	4,581.00	0.00	0.00	0.00	4,581.00	100.00%	0.00	0.00	
12.2	Projection Screen	5,870.00	5,870.00	0.00	0.00	0.00	5,870.00	100.00%	0.00	0.00	
13.1	PEMB	177,712.00	177,712.00	0.00	0.00	0.00	177,712.00	100.00%	0.00	0.00	
13.2	Fire Alarm	17,171.00	17,171.00	0.00	0.00	0.00	17,171.00	100.00%	0.00	0.00	

AIA Document G703™ - 1992. Copyright © 1963, 1965, 1966, 1967, 1970, 1978, 1983 and 1992 by The American Institute of Architects. All rights reserved. WARNING: This AIA® Document is protected by U.S. Copyright Law and International Treaties. Unauthorized reproduction or distribution of this AIA® Document, or any portion of it, may result in severe civil and criminal penalties, and will be prosecuted to the maximum extent possible under the law. This document was produced by AIA software at 17:02:43 ET on 04/29/2020 under Order No. 3126274972 which expires on 02/13/2021, and is not for resale.

User Notes:

(359ADA58)

A	B	C	D		E		F	G		H	I
			WORK COMPLETED		THIS PERIOD			TOTAL COMPLETED AND STORED TO DATE (D + E + F)	% (G ÷ C)		
ITEM NO.	DESCRIPTION OF WORK	SCHEDULED VALUE	FROM PREVIOUS APPLICATION (D + E)	THIS PERIOD	MATERIALS PRESENTLY STORED (NOT IN D OR E)						BALANCE TO FINISH (C - G)
13.3	Fire Sprinkler	44,016.00	44,016.00	0.00	0.00	0.00	44,016.00	100.00%	0.00	0.00	
22.1	Plumbing	234,236.00	234,236.00	0.00	0.00	0.00	234,236.00	100.00%	0.00	0.00	
23.1	HVAC	308,920.00	286,145.30	22,774.70	0.00	0.00	308,920.00	100.00%	0.00	0.00	
26.1	Electrical	315,588.00	315,588.00	0.00	0.00	0.00	315,588.00	100.00%	0.00	0.00	
27.1	Communication Cabling	26,847.00	26,847.00	0.00	0.00	0.00	26,847.00	100.00%	0.00	0.00	
	GRAND TOTAL	\$6,178,460.00	\$6,044,343.52	\$91,211.10	\$0.00	\$0.00	\$6,135,554.62	99.31%	\$42,905.38	\$0.00	

AIA Document G703™ - 1992. Copyright © 1963, 1965, 1966, 1967, 1970, 1978, 1983 and 1992 by The American Institute of Architects. All rights reserved. This AIA® Document is protected by U.S. Copyright Law and International Treaties. Unauthorized reproduction or distribution of this AIA® Document, or any portion of it, may result in severe civil and criminal penalties, and will be prosecuted to the maximum extent possible under the law. This document was produced by AIA software at 17:02:43 ET on 04/29/2020 under Order No. 3126274972 which expires on 02/13/2021, and is not for resale.

User Notes:
(3B99ADA58)

Harris County ESD #1
EMS Stations 92 & 94
Pay Application #22 Station Totals
April 29, 2020

Station 92:

Total Value	\$3,390,594.50
Invoiced to Date	3,355,226.29
Percent Complete	99.00%
Balance to Finish	\$ 35,368.21

Station 94:

Total Value	\$2,787,865.50
Invoiced to Date	2,780,328.34
Percent Complete	100.00%
Balance to Finish	\$ 7,537.16

Conditional Waiver & Release Upon Partial Payment

Whereas, the undersigned **Construction Masters of Houston, Inc.** has performed work or furnished materials for improvement to property known as **Harris County ESD #1, EMS Stations 92 & 94**, located in the city of Houston, state of Texas.

The undersigned further certifies that all labor and materials furnished by the undersigned in connection with the above named project has been paid in full and agrees to indemnify and save harmless the said Owner, **Harris County ESD #1**, against all loss, damages, cost or expense of any character whatsoever that may arise by reason of claims for labor or unpaid material used in connection with said improvements. When the check has been properly endorsed, and has been paid by the bank upon which it is drawn, this document shall become effective to release pro tanto, any mechanic's lien, stop notice or bond right the undersigned has on the job.

Signed, Sealed and Delivered This 29th Day of April, 2020

Construction Masters of Houston, Inc.

By: _____

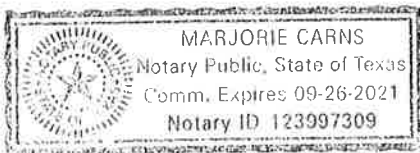
Justin Davis

Title: **President**

State of Texas }
County of Brazoria }

Before me, the undersigned authority, on this day appeared **Justin Davis**, a person known to me, who upon being placed under oath, stated that he read and signed the foregoing instrument for the purposes and consideration therein stated and as the act and deed of **Construction Masters of Houston, Inc.** and further stated that each statement therein is within his knowledge and is true and correct.

Sworn and subscribed to before me on the 29th day of April, 2020.



Marjorie Carns
Notary Public in and for Brazoria County, Texas
My commission expires: 9/26/21



AIA Document G702™ - 1992

Application and Certificate for Payment

TO OWNER: Harris County ESD # 1
2800 Aldine Bender Rd.
Houston, TX 77032

PROJECT: EMS Station 97
15600 Woodland Hills Dr.
Humble, TX 77346

FROM: Construction Masters of Houston, Inc. VIA
CONTRACTOR: P. O. Box 1587 Pearlard, TX 77588 ARCHITECT:

APPLICATION NO: 005
PERIOD TO: April 29, 2020
CONTRACT FOR: General Construction
CONTRACT DATE: October 07, 2019
PROJECT NOS: / 5919 /

Distribution to:
OWNER:
ARCHITECT:
CONTRACTOR:
FIELD:
OTHER:

CONTRACTOR'S APPLICATION FOR PAYMENT

Application is made for payment, as shown below, in connection with the Contract. Continuation Sheet, AIA Document G703, is attached.

1. ORIGINAL CONTRACT SUM	\$1,819,000.00
2. NET CHANGE BY CHANGE ORDERS	-\$55,000.00
3. CONTRACT SUM TO DATE (Line 1 ± 2)	\$1,764,000.00
4. TOTAL COMPLETED & STORED TO DATE (Column G on G703)	\$655,997.00
5. RETAINAGE:	
a. 5.00 % of Completed Work (Column D + E on G703)	\$30,463.10
b. 5.00 % of Stored Material (Column F on G703)	\$2,336.75
Total Retainage (Lines 5a + 5b or Total in Column I of G703)	\$32,799.85

6. TOTAL EARNED LESS RETAINAGE	\$623,197.15
(Line 4 Less Line 5 Total)	
7. LESS PREVIOUS CERTIFICATES FOR PAYMENT	\$340,981.60
(Line 6 from prior Certificate)	
8. CURRENT PAYMENT DUE	\$282,215.55
9. BALANCE TO FINISH, INCLUDING RETAINAGE (Line 3 less Line 6)	\$1,140,802.85

CHANGE ORDER SUMMARY	ADDITIONS	DEDUCTIONS
Total changes approved in previous months by Owner	\$0.00	\$55,000.00
Total approved this Month	\$0.00	\$0.00
TOTALS	\$0.00	\$55,000.00
NET CHANGES by Change Order		-\$55,000.00

The undersigned Contractor certifies that to the best of the Contractor's knowledge, information and belief the Work covered by this Application for Payment has been completed in accordance with the Contract Documents, that all amounts have been paid by the Contractor for Work for which previous Certificates for Payment were issued and payments received from the Owner, and that current payment shown herein is now due.


CONTRACTOR: _____
By: _____
State of Texas

Date: April 29, 2020

County of: Brazoria

Subscribed and sworn to before me this 29th day of April, 2020.

Notary Public: Marjorie Carns
My Commission expires: September 26, 2021



ARCHITECT'S CERTIFICATE FOR PAYMENT

In accordance with the Contract Documents, based on on-site observations and the data comprising this application, the Architect certifies to the Owner that to the best of the Architect's knowledge, information and belief the Work has progressed as indicated, the quality of the Work is in accordance with the Contract Documents, and the Contractor is entitled to payment of the AMOUNT CERTIFIED.

AMOUNT CERTIFIED \$282,215.55
(Attach explanation if amount certified differs from the amount applied. Initial all figures on this Application and on the Continuation Sheet that are changed to conform with the amount certified.)

ARCHITECT: _____
By: _____
Date: _____

This Certificate is not negotiable. The AMOUNT CERTIFIED is payable only to the Contractor named herein. Issuance, payment and acceptance of payment are without prejudice to any rights of the Owner or Contractor under this Contract.



AIA Document G703™ - 1992

Continuation Sheet

AIA Document G702™-1992, Application and Certification for Payment, or G736™-2009, Project Application and Project Certificate for Payment, Construction Manager as Adviser Edition, containing Contractor's signed certification is attached.

In tabulations below, amounts are in US dollars.

Use Column I on Contracts where variable retainage for line items may apply.

APPLICATION NO: 005
 APPLICATION DATE: April 29, 2020
 PERIOD TO: April 29, 2020
 ARCHITECT'S PROJECT NO: EMS Station 97

A ITEM NO.	B DESCRIPTION OF WORK	C SCHEDULED VALUE	D WORK COMPLETED		E THIS PERIOD	F MATERIALS PRESENTLY STORED (NOT IN D OR E)	G TOTAL COMPLETED AND STORED TO DATE (D + E + F)	H BALANCE TO FINISH (C - G)	I RETAINAGE (IF VARIABLE RATE)
			FROM PREVIOUS APPLICATION (D + E)	THIS PERIOD					
1.01	Owner's Contingency Allowance	51,745.00	0.00	0.00	0.00	0.00	0.00	51,745.00	0.00
1.01a	AER-OC-01 - Door Hardware	3,255.00	0.00	0.00	0.00	0.00	0.00	3,255.00	0.00
1.02	Material Testing Allowance	0.00	0.00	0.00	0.00	0.00	0.00	0.00	0.00
1.03	Utility Services Allowance	0.00	0.00	0.00	0.00	0.00	0.00	0.00	0.00
1.04	Site Miscellaneous Allowance	0.00	0.00	0.00	0.00	0.00	0.00	0.00	0.00
1.05	Supervision / PM	79,587.00	26,324.00	7,608.00	0.00	0.00	33,932.00	45,655.00	0.00
1.06	Temporary Utilities	8,798.00	4,250.00	750.00	0.00	0.00	5,000.00	3,798.00	0.00
1.07	Construction Facilities	12,869.00	6,000.00	1,500.00	0.00	0.00	7,500.00	5,369.00	0.00
1.08	Dumpsters	9,385.00	0.00	750.00	0.00	0.00	750.00	8,635.00	0.00
1.09	Surveying	5,865.00	2,500.00	1,200.00	0.00	0.00	3,700.00	2,165.00	0.00
1.10	Equipmental Rental	5,865.00	0.00	0.00	0.00	0.00	0.00	5,865.00	0.00
1.11	General Labor	6,745.00	0.00	0.00	0.00	0.00	0.00	6,745.00	0.00
1.12	Final Cleaning	2,112.00	0.00	0.00	0.00	0.00	0.00	2,112.00	0.00
1.13	BR / GL Insurance	21,656.00	6,495.00	2,165.00	0.00	0.00	8,660.00	12,996.00	0.00
1.14	P&P Bonds	25,202.00	25,202.00	0.00	0.00	0.00	25,202.00	0.00	0.00
2.01	Earthwork	53,961.00	27,972.00	20,000.00	0.00	0.00	47,972.00	5,989.00	0.00
2.02	SWPPP	5,347.00	5,347.00	0.00	0.00	0.00	5,347.00	0.00	0.00
2.03	Sanitary Sewer	17,596.00	16,000.00	1,596.00	0.00	0.00	17,596.00	0.00	0.00

AIA Document G703™ - 1992. Copyright © 1963, 1965, 1966, 1967, 1970, 1978, 1983 and 1992 by The American Institute of Architects. All rights reserved. WARNING: This AIA Document is protected by U.S. Copyright Law and International Treaties. Unauthorized reproduction or distribution of this AIA Document, or any portion of it, may result in severe civil and criminal penalties, and will be prosecuted to the maximum extent possible under the law. This document was produced by AIA software at 11:03:19 ET on 04/29/2020 under Order No. 3126274972 which expires on 02/13/2021, and is not for resale.

User Notes:

(3B9ADA56)

A	B	C	D		E		F	G		H	I
			FROM PREVIOUS APPLICATION (D + E)	THIS PERIOD	WORK COMPLETED	MATERIALS PRESENTLY STORED (NOT IN D OR E)		TOTAL COMPLETED AND STORED TO DATE (D + E + F)	% (G ÷ C)		
2.04	Storm Sewer	16,423.00	15,000.00	1,423.00	0.00	16,423.00	100.00%	0.00	0.00	0.00	0.00
2.05	Site Water	32,260.00	30,000.00	2,260.00	0.00	32,260.00	100.00%	0.00	0.00	0.00	0.00
2.06	Parking Lot Accessories	1,775.00	0.00	0.00	0.00	0.00	0.00%	0.00	1,775.00	0.00	0.00
2.07	Unit Pavers	10,210.00	0.00	0.00	0.00	0.00	0.00%	0.00	10,210.00	0.00	0.00
2.08	Irrigation	8,212.00	0.00	0.00	0.00	0.00	0.00%	0.00	8,212.00	0.00	0.00
2.09	Landscaping	19,737.00	0.00	0.00	0.00	0.00	0.00%	0.00	19,737.00	0.00	0.00
2.10	Fence & Gates	12,890.00	0.00	0.00	0.00	0.00	0.00%	0.00	12,890.00	0.00	0.00
3.01	Foundation	61,822.00	61,822.00	0.00	0.00	61,822.00	100.00%	0.00	0.00	0.00	0.00
3.02	Paving	57,363.00	5,350.00	52,013.00	0.00	57,363.00	100.00%	0.00	0.00	0.00	0.00
3.03	Sidewalks	12,141.00	0.00	0.00	0.00	0.00	0.00%	0.00	12,141.00	0.00	0.00
3.04	Dumpsters	5,748.00	0.00	5,748.00	0.00	5,748.00	100.00%	0.00	0.00	0.00	0.00
3.05	Curbs	2,757.00	0.00	0.00	0.00	0.00	0.00%	0.00	2,757.00	0.00	0.00
3.06	Light Pole Bases	2,170.00	0.00	1,000.00	0.00	1,000.00	46.08%	0.00	1,170.00	0.00	0.00
3.07	Transformer Pad	3,848.00	0.00	3,848.00	0.00	3,848.00	100.00%	0.00	0.00	0.00	0.00
3.08	Special Concrete	4,956.00	0.00	0.00	0.00	0.00	0.00%	0.00	4,956.00	0.00	0.00
4.01	Masonry	46,923.00	0.00	0.00	0.00	0.00	0.00%	0.00	46,923.00	0.00	0.00
5.01	PEMB Erection	51,146.00	0.00	22,000.00	0.00	22,000.00	43.01%	0.00	29,146.00	0.00	0.00
5.02	Miscellaneous Metals	12,142.00	0.00	5,000.00	0.00	5,000.00	41.18%	0.00	7,142.00	0.00	0.00
6.01	Rough Carpentry	3,461.00	0.00	0.00	0.00	0.00	0.00%	0.00	3,461.00	0.00	0.00
6.02	Millwork Fabrication	13,969.00	0.00	0.00	0.00	0.00	0.00%	0.00	13,969.00	0.00	0.00
6.03	Millwork Installation	7,522.00	0.00	0.00	0.00	0.00	0.00%	0.00	7,522.00	0.00	0.00
7.01	Waterproofing	23,755.00	0.00	0.00	0.00	0.00	0.00%	0.00	23,755.00	0.00	0.00
7.02	Vinyl Insulation	6,569.00	0.00	0.00	0.00	0.00	0.00%	0.00	6,569.00	0.00	0.00
8.01	Doors, Frames, Hardware	32,934.00	0.00	0.00	0.00	0.00	0.00%	0.00	32,934.00	0.00	0.00
8.02	Overhead Doors	24,765.00	0.00	0.00	0.00	0.00	0.00%	0.00	24,765.00	0.00	0.00
8.03	Entrances & Storefront	40,903.00	0.00	0.00	0.00	0.00	0.00%	0.00	40,903.00	0.00	0.00
9.01	Metal Stud Framing	27,153.00	0.00	0.00	0.00	0.00	0.00%	0.00	27,153.00	0.00	0.00
9.02	Exterior Sheathing	7,254.00	0.00	0.00	0.00	0.00	0.00%	0.00	7,254.00	0.00	0.00

AIA Document G703™ - 1992. Copyright © 1963, 1965, 1966, 1967, 1970, 1978, 1983 and 1992 by The American Institute of Architects. All rights reserved. WARNING: This AIA® Document is protected by U.S. Copyright Law and International Treaties. Unauthorized reproduction or distribution of this AIA® Document, or any portion of it, may result in severe civil and criminal penalties, and will be prosecuted to the maximum extent possible under the law. This document was produced by AIA software at 11:03:19 ET on 04/29/2020 under Order No. 3126274972 which expires on 02/13/2021, and is not for resale.

User Notes:

(3B9ADA56)

A	B	C	D		E		F	G		H	I
			FROM PREVIOUS APPLICATION (D + E)	WORK COMPLETED THIS PERIOD	MATERIALS PRESENTLY STORED (NOT IN D OR E)	TOTAL COMPLETED AND STORED TO DATE (D + E + F)		% (G ÷ C)	BALANCE TO FINISH (C - G)		
9.03	Batt Insulation	6,072.00	0.00	0.00	0.00	0.00	0.00	0.00	0.00%	6,072.00	0.00
9.04	Drywall	17,372.00	0.00	0.00	0.00	0.00	0.00	0.00	0.00%	17,372.00	0.00
9.05	Tape & Float	6,536.00	0.00	0.00	0.00	0.00	0.00	0.00	0.00%	6,536.00	0.00
9.06	In-Wall Blocking	1,049.00	0.00	0.00	0.00	0.00	0.00	0.00	0.00%	1,049.00	0.00
9.07	Equipment	9,385.00	0.00	0.00	0.00	0.00	0.00	0.00	0.00%	9,385.00	0.00
9.08	Carpet	5,612.00	0.00	0.00	0.00	0.00	0.00	0.00	0.00%	5,612.00	0.00
9.09	LVT	11,185.00	0.00	0.00	0.00	0.00	0.00	0.00	0.00%	11,185.00	0.00
9.10	Tile	17,031.00	0.00	0.00	0.00	0.00	0.00	0.00	0.00%	17,031.00	0.00
9.11	Acoustical Ceilings	9,150.00	0.00	0.00	0.00	0.00	0.00	0.00	0.00%	9,150.00	0.00
9.12	Painting & Wall Covering	16,828.00	0.00	0.00	0.00	0.00	0.00	0.00	0.00%	16,828.00	0.00
12.01	Window Treatments	2,686.00	0.00	0.00	0.00	0.00	0.00	0.00	0.00%	2,686.00	0.00
13.01	PEMB	116,721.00	0.00	116,721.00	0.00	0.00	0.00	116,721.00	100.00%	0.00	0.00
13.02	Access Controls	9,082.00	0.00	0.00	0.00	0.00	0.00	0.00	0.00%	9,082.00	0.00
13.03	Fire Alarm	23,180.00	0.00	0.00	0.00	0.00	0.00	0.00	0.00%	23,180.00	0.00
13.04	Fire Sprinkler	31,556.00	4,559.00	0.00	0.00	0.00	0.00	4,559.00	14.45%	26,997.00	0.00
22.01	Building Underground	40,647.00	37,422.00	0.00	0.00	0.00	0.00	37,422.00	92.07%	3,225.00	0.00
22.02	Plumbing Rough-in	47,422.00	0.00	0.00	0.00	0.00	0.00	0.00	0.00%	47,422.00	0.00
22.03	Plumbing Fixtures	47,421.00	0.00	0.00	0.00	0.00	0.00	0.00	0.00%	47,421.00	0.00
23.01	Hangers/Supports/Ducts	38,593.00	0.00	0.00	0.00	0.00	0.00	0.00	0.00%	38,593.00	0.00
23.02	Insulation	16,410.00	0.00	0.00	0.00	0.00	0.00	0.00	0.00%	16,410.00	0.00
23.03	Equipment	91,338.00	0.00	0.00	0.00	46,735.00	0.00	46,735.00	51.17%	44,603.00	0.00
23.04	Controls	5,736.00	0.00	0.00	0.00	0.00	0.00	0.00	0.00%	5,736.00	0.00
26.01	Electrical	52,788.00	32,100.00	0.00	0.00	0.00	0.00	32,100.00	60.81%	20,688.00	0.00
26.02	Electrical Site Lighting	11,731.00	0.00	0.00	0.00	0.00	0.00	0.00	0.00%	11,731.00	0.00
26.03	Raceways & Wire	58,654.00	0.00	0.00	0.00	0.00	0.00	0.00	0.00%	58,654.00	0.00
26.04	Panels & Gear	29,327.00	0.00	0.00	0.00	0.00	0.00	0.00	0.00%	29,327.00	0.00
26.05	Terminations	23,461.00	0.00	0.00	0.00	0.00	0.00	0.00	0.00%	23,461.00	0.00
26.06	Fixtures & Devices	58,654.00	0.00	0.00	0.00	0.00	0.00	0.00	0.00%	58,654.00	0.00
26.07	Generator	60,115.00	51,000.00	0.00	0.00	0.00	0.00	51,000.00	84.84%	9,115.00	0.00

AIA Document G703™ - 1992. Copyright © 1963, 1966, 1967, 1970, 1978, 1983 and 1992 by The American Institute of Architects. All rights reserved. WARNING: This AIA® Document is protected by U.S. Copyright Law and International Treaties. Unauthorized reproduction or distribution of this AIA® Document, or any portion of it, may result in severe civil and criminal penalties, and will be prosecuted to the maximum extent possible under the law. This document was produced by AIA software at 11:03:19 ET on 04/29/2020 under Order No. 3126274972 which expires on 02/13/2021, and is not for resale.

User Notes:

(3B9ADA56)

A ITEM NO.	B DESCRIPTION OF WORK	C SCHEDULED VALUE	D WORK COMPLETED		E THIS PERIOD	F MATERIALS PRESENTLY STORED (NOT IN D OR E)	G		H BALANCE TO FINISH (C - G)	I RETAINAGE (IF VARIABLE RATE)
			FROM PREVIOUS APPLICATION (D + E)	THIS PERIOD			TOTAL COMPLETED AND STORED TO DATE (D + E + F)	% (G + C)		
26.08	Lightning Protection	17,710.00	1,585.00	4,752.00	0.00	0.00	6,337.00	35.78%	11,373.00	0.00
27.01	Communications	19,752.00	0.00	0.00	0.00	0.00	0.00	0.00%	19,752.00	0.00
	GRAND TOTAL	\$1,764,000.00	\$358,928.00	\$250,334.00	\$46,735.00	\$655,997.00	37.19%	\$1,108,003.00	\$0.00	

AIA Document G703™ - 1992. Copyright © 1993, 1995, 1966, 1967, 1970, 1978, 1983 and 1992 by The American Institute of Architects. All rights reserved. WARNING: This AIA® Document is protected by U.S. Copyright Law and International Treaties. Unauthorized reproduction or distribution of this AIA® Document, or any portion of it, may result in severe civil and criminal penalties, and will be prosecuted to the maximum extent possible under the law. This document was produced by AIA software at 11:03:19 ET on 04/29/2020 under Order No. 3126274972 which expires on 02/13/2021, and is not for resale.

User Notes:

(389ADA56)

Conditional Waiver & Release Upon Partial Payment

Whereas, the undersigned **Construction Masters of Houston, Inc.** has performed work or furnished materials for improvement to property known as **Harris County ESD #1, EMS Station 97**, located in the city of Houston, state of Texas.

The undersigned further certifies that all labor and materials furnished by the undersigned in connection with the above named project has been paid in full and agrees to indemnify and save harmless the said Owner, **Harris County ESD #1**, against all loss, damages, cost or expense of any character whatsoever that may arise by reason of claims for labor or unpaid material used in connection with said improvements. When the check has been properly endorsed, and has been paid by the bank upon which it is drawn, this document shall become effective to release pro tanto, any mechanic's lien, stop notice or bond right the undersigned has on the job.

Signed, Sealed and Delivered This 29th Day of April, 2020

Construction Masters of Houston, Inc.


By: 

Title: **President**

State of Texas }
County of Brazoria }

Before me, the undersigned authority, on this day appeared **Justin Davis**, a person known to me, who upon being placed under oath, stated that he read and signed the foregoing instrument for the purposes and consideration therein stated and as the act and deed of **Construction Masters of Houston, Inc.** and further stated that each statement therein is within his knowledge and is true and correct.

Sworn and subscribed to before me on the 29th day of April, 2020.




Notary Public in and for Brazoria County, Texas
My commission expires: 9/26/21

Invoice



Page 1/1
 Invoice 02128
 Date 4/30/2020

Harris County Emergency Corps
 2800 Aldine Bender Road
 Houston TX 77032

Bill To: Harris County ESD#1
 2800 Aldine Bender Rd
 Houston Texas 77032

Ship To: Harris County ESD#1
 2800 Aldine Bender Rd
 Houston Texas 77032

Purchase Order No.		Customer ID	Salesperson ID	Payment Terms	Req Ship Date	Master No.	
		H0001		Due on Receipt	4/30/2020	1,711	
Ordered	Shipped	B/O	Item Number	Description	Discount	Unit Price	Ext. Price
1.00	1.00	0.00	911 SERVICES	1508 Responses x \$984.21 - IMX \$552,124	\$0.00	\$932,065.00	\$932,065.00
1.00	1.00	0.00	LEASE PAYMENTS	Lease payments to ESD1 Bldg/Eq	\$0.00	-\$45,553.00	-\$45,553.00
1.00	1.00	0.00	LEASE AMBULANCES	Lease Payments ESD1 ambulances	\$0.00	-\$7,000.00	-\$7,000.00

Subtotal	\$879,512.00
Misc	\$0.00
Tax	\$0.00
Freight	\$0.00
Trade Discount	\$0.00
Total	\$879,512.00



HARRIS COUNTY APPRAISAL DISTRICT
 BUDGET AND FINANCE DIVISION
 ACCOUNTS RECEIVABLE
 PO BOX 920975
 HOUSTON, TX 77292-0975
 PHONE 713-957-7470
 FAX 713-957-7410

INVOICE

Invoice Number: PSI20001564
 Invoice Date: 5/18/2020

HARRIS COUNTY ESD 1
 CATHY SUNDAY PRESIDENT
 THE MORTON ACCOUNTING SVCS
 1125 CYPRESS STATION DR STE H-4
 HOUSTON, TX 77090

HARRIS COUNTY ESD 1
 CATHY SUNDAY PRESIDENT
 THE MORTON ACCOUNTING SVCS
 1125 CYPRESS STATION DR STE H-4
 HOUSTON, TX 77090

Customer ID 671

Due Date 6/30/2020
 Terms DUE LAST BUSINESS DAY OF QTR

Item/Description	Unit	Order Qty	Quantity	Unit Price	Total Price
Qtr 3 QUARTERLY ASSESSMENT		1	1	33,961.00	33,961.00

Subtotal: 33,961.00
 Invoice Discount: 0.00
 Tax: 0.00

Total: 33,961.00

**PENALTY AND INTEREST APPLY IF
 NOT PAID BY DUE DATE.**

* SEC 6.06(e), TEXAS PROPERTY TAX CODE

MAIL TO:

HARRIS COUNTY APPRAISAL DISTRICT
 BUDGET AND FINANCE DIVISION
 ACCOUNTS RECEIVABLE
 PO BOX 920975
 HOUSTON, TX 77292-0975

RBAP

**RADCLIFFE
BOBBITT
ADAMS
POLLEY**

America Tower
2929 Allen Parkway, Suite 3450
Houston, Texas 77019
(713) 237-1221
www.rbaplaw.com

Harris County ESD No. 1
c/o The Morton Accounting Services
1125 Cypress Station Drive, Building H-4
Houston, Texas 77090

May 18, 2020

Client No.: 1850.0000
Invoice No.: 209865

Attention:

RE: Elections

DATE	DESCRIPTION	HOURS	AMOUNT	
Apr-06-20	Prepare 5/26 supplemental agenda; office conferences with R. Adams and M. Smith regarding May meeting date.	0.50	75.00	RRR
Apr-08-20	Profile Order Declaring Unopposed Candidates and Canceling Election; revise correspondence regarding posting of same; forward to J. Hyde for posting.	0.75	112.50	RRR
Apr-09-20	Correspond with J. Hyde regarding Certificate of Posting for Order Canceling; office conference with C. Toscano regarding handling of same; review website to ensure posting of same.	0.50	75.00	RRR
	Totals	1.75	\$262.50	

DISBURSEMENTS

Photocopies - Black & White	0.30
Totals	\$0.30

Total Fee & Disbursements

\$262.80

Balance Now Due

\$262.80

COMMISSIONER'S REIMBURSEMENT EXPENSE REPORT

Monday, May 18, 2020

District: Harris County Emergency Services District No. 1

Name: Shirley P. Reed

Dates	Fee of Office Due Description	Airfare	Lodging (Hotel)	Mileage			Meals	Phone	Other	Memo	Totals
				Miles Driven	Rate	Expense					
03/24/2020	Update ESD & HCEC JH				0.58						150.00
03/25/2020	Draft Agenda JH										150.00
03/30/2020	ESD Board Documents JH										150.00
03/31/2020	Updated Board Docs JH										150.00
Subtotals				0		0	0	0			\$600.00
Miscellaneous Expense											
Subtotal of Expenses:											
Number of Days of Service											
Commissioner's Fees Due:											
Less Cash Advance:											
\$600.00											

The Morton Accounting Services
 450 N. Sam Houston Pkwy E Ste 168
 Houston, Texas 77060
 (281) 416-8571 FAX (855) 331-3080
 Email: melissapa@themortonassociates.com

I certify that I incurred these expenses on District Business.

Signature Shirley P. Reed



Invoice

Date	Invoice #
4/30/2020	2051

Bill To
Harris County ESD #1 2800 Aldine Bender Rd Houston, TX 77032

Terms	Due Date
Net 30	5/30/2020

Serviced	Description	Hours	Rate	Amount
4/30/2020	April Financial Statements		2,750.00	2,750.00
4/30/2020	Special reporting	0.5	140.00	70.00
4/30/2020	Additional Hours (Debt planning, fixed asset management, construction invoice review, construction reporting, meeting with bankers, loan document review, meeting with loan brokers, etc)	12.7851	140.00	1,789.91
4/30/2020	Postage		9.85	9.85
4/30/2020	Copies	21	0.29	6.09

Please Remit Payment to:
The Morton Accounting Service
1125 Cypress Station Dr. Bldg H-4
Houston, TX 77090

or via the Intuit payment link in the email.

Total	\$4,625.85
Payments/Credits	\$0.00
Balance Due	\$4,625.85

HARRIS COUNTY EMERGENCY SERVICES DISTRICT #1 INVOICE ADMINISTRATION, PAYMENT PROCEDURES, AND AUTHORIZED ACCOUNT SIGNATORIES

Invoice Administration

All invoices and requests for payment for the Harris County Emergency Services District #1 (HCESD1) shall utilize the procedures detailed in this document. Invoices that are submitted after the required due dates shall be taken into consideration the following month. Invoices that are not complete shall be returned to the appropriate representative for modifications and resubmission.

For Construction Contracts, all construction invoices/pay applications/ construction change orders shall be submitted to the appropriate Construction Management Firm for review and approval. Any allowable reimbursable expenses shall be supported by appropriate documentation which shall be included in the package. All invoices shall be submitted to the HCESD1 CPA, Melissa Morton, CPA (The Morton Accounting Services, melissacpa@themortonassociates.com) no later than 5:00pm on the third Tuesday or one week prior to the scheduled board meeting (whichever is earlier).

For Regular and Recurring Invoices, all invoices shall be submitted to the HCESD1 CPA, Melissa Morton, CPA (The Morton Accounting Services, melissacpa@themortonassociates.com) no later than 5:00pm on the third Tuesday or one week prior to the scheduled board meeting (whichever is earlier). The CPA shall check that the services were ordered and used and confirm the charges are within the standard charges published/ on file/ contracted rate and provide this information to the board.

Payment Procedures

For months in which a Board Meeting is scheduled, the CPA or designee shall review all invoices prior to the Board Meeting and make a recommendation for approval or denial to the full board for each invoice by inclusion in the board packet. Approval or denial shall be recorded in the Board Meeting minutes. Approved invoices shall be paid by the HCESD1 CPA following Board Approval.

For months in which a Board Meeting is not scheduled, the CPA or designee will review all invoices received and will forward the unpaid bills report and respective invoices to two check signers for review and approval. A record of all invoices paid shall be presented to the full Board at the next scheduled Board Meeting.

**HARRIS COUNTY EMERGENCY SERVICES DISTRICT #1
INVOICE ADMINISTRATION, PAYMENT PROCEDURES, AND
AUTHORIZED ACCOUNT SIGNATORIES**

Authorized Signatories for Authority Accounts

Selection of Authorized Signatories

The Authority will have a least three (3) authorized signatories for the District's Operating Account. The Board Chair shall nominate the authorized signatories and a list of the proposed authorized signatories will be presented to the board for approval. After board approval the District's CPA Bookkeeper (Melissa Morton CPA, The Morton Accounting Services,) will start the process with the bank to change/add the new signatories. Any existing signatories will remain active until replaced.

Duties of Authorized Signatories

Authorized Signatory shall:

- Confirm checks match unpaid bills report/ invoice
- Confirm board approval if approved during current month board meeting

Payment Approval Process

Physical Checks

For months where there is a board meeting scheduled and it's determined that physical checks will be distributed, the District's CPA (Melissa Morton CPA, The Morton Accounting Services) or designee shall confirm all checks match the unpaid bills report/invoice and the board has approved of the payment and shall provide the checks at the meetings for 2-3 of the authorized signatories to review for accuracy and upon approval sign each check according to the state guidelines for check signing. (State guidelines require 2 signers with the Treasurer or 3 signers in the event the Treasurer is unavailable to sign.)

Electronic Funds Transfer (wire transfer or electronic check payment)

For months where there is a board meeting scheduled and it's determined that payments will be made by electronic funds transfer, the District's CPA (Melissa Morton CPA, The Morton Accounting Services) or designee shall confirm all payments match the unpaid bills report/invoice and shall provide copies of this information in the board packet. At least 2 of the authorized signatories will electronically confirm they approve/authorize electronic payment of the invoices through the banking system.

**HARRIS COUNTY EMERGENCY SERVICES DISTRICT #1
INVOICE ADMINISTRATION, PAYMENT PROCEDURES, AND
AUTHORIZED ACCOUNT SIGNATORIES**

For months where there is no board meeting scheduled, the District's CPA (Melissa Morton CPA, The Morton Accounting Services) or designee shall confirm all payments match the unpaid bills report/invoice and shall provide copies of this information via email to at least 2-3 of the authorized signatories according to the state guidelines. Each of the required signatories will electronically sign the Unpaid Bills Report provided by the District's CPA (Melissa Morton CPA, The Morton Accounting Services) which will serve as confirmation that they have reviewed the unpaid bills and approve/authorize electronic payment of the invoices.

The District's CPA (Melissa Morton CPA, The Morton Accounting Services) or designee shall set up the electronic transfer funds per the accounting software or bank's standard electronic banking system. Once the electronic payments have been set up according to the unpaid bills report, a banking system generated notification will alert the signers that they are required to log into the banking system and approve the pending electronic payments. Once both signers have approved the electronic payments within the system, the banking system will distribute the payment to all vendors.

Revisions to Financial Procedures

If necessary, the Board Members, as applicable, shall make recommendations to the board for process revisions to these financial procedures. Revisions shall be incorporated upon Board Approval.

Record Keeping

Copies of all documentation and recommendations shall be retained in compliance with the District's document retention schedule and policies and in accordance with applicable law.

These Invoice Administration and Payment Procedures are effective as of 5/27/2020.

APPROVED
Document approved by Harris County ESD-1
Board of Commissioners
By a Majority Vote
on 5/27/2020 (Date)

President of ESD-1 
Secretary of ESD-1

Harris County ESD1
 Bank Account Offering Comparison
 5/27/2020

CURRENT BANK ACCT:	Operating Acct Fees	Money Mkt Fees	ACH Fees
Chase	\$12/month	Free	\$25/mo up to 25 transactions
<i>Interest Rate</i>	N/A		0.18%

PROPOSED BANKS:			
BBVA Compass	\$14/month	\$14/mo (bal. less than \$10k)	\$20/mo + \$5/per file + \$0.25 per payment
<i>Interest Rate</i>	N/A		0.40%

Prosperity Bank	Free	Free	Free
<i>Interest Rate</i>	Posted rate + 0.10%	Posted rate + 0.10%	

Contacted with No Proposals:			
Amegy Bank			
BB&T			
Capital One			

May 26, 2020



PROSPERITY BANK®

Harris County ESD #1
C/O Melissa Morton
2800 Aldine Bender
Houston, TX 77032

RE: Depository Bid 2020-2021

Dear Ms. Morton:

APPROVED
Document approved by Harris County ESD-1
Board of Commissioners
By a Majority Vote
on 5/27/2020 (Date)

President of ESD-1

Secretary of ESD-1

Enclosed is our bid for your review and consideration to serve as depository bank for Harris County ESD #1 for a one year term from June 1, 2020 through May 31, 2021. Prosperity Bank has served as the depository bank for many public fund entities and would welcome the opportunity to start that relationship and grow with the ESD to the next level.

Prosperity Bank, a member of the FDIC, is a \$32 billion Texas based bank formed in 1983. Operating under a community banking philosophy, Prosperity Bank seeks to develop broad customer relationships based on service and convenience. We currently contract with over 558 public fund entities statewide, servicing deposits in excess of \$3.9 billion. Prosperity Bank operates 285 full service banking centers many in the Houston area.

Brokerage and investment services are offered through our partner, Raymond James. Services offered include, but are not limited to, brokerage accounts, DvP accounts and safekeeping services of assets funding said accounts, as well as purchasing and selling of securities, bonds, mutual funds, treasuries and insurance products, etc. Specific pricing for any services must be obtained from Raymond James. ProsperityPrivate Investment associates will act as a facilitator for all parties.

We have attempted to bid in a very straightforward and simple manner. However, if you have any questions or need additional information, please do not hesitate to contact us at 713-693-9253 or randelyn.nelson@prosperitybankusa.com.

We look forward to building a working relationship with the officers and employees of Harris County ESD #1. We are here to be a contributing member of our community and would like the opportunity to be your depository bank. This proposal is valid for 60 days from May 26, 2020.

Respectfully,


Randelyn Nelson
Banking Center Manager
811 Louisiana St., Ste. L140
Houston, TX 77002



Depository Bid Proposal

Harris County ESD #1

Houston, Texas

1. Term

Prosperity Bank is pleased to present a bid proposal for an available term of a one year period effective June 1, 2020. With the option to extend for (2) one-year extensions.

2. Prosperity Bank's proposed bid allows for bank deposits only.

Interest Bearing Checking Accounts: *Interest would be paid on the net collected balance in your account at our posted account sheet rate +.10% as it changes. This is a variable rate and is subject to change from time to time.*

Premier Money Market Account: *Interest would be paid on the net collected balance in your account at our posted account sheet rate +.10% as it changes. This is a variable rate account and subject to change from time to time.*

TRANSACTION LIMITATIONS: *Up to 6 debit transactions per month free. Federal regulations restrict the number of checks, drafts, or similar orders to third parties, preauthorized automatic or electronic withdrawals made by computer, telephone, ACH, or other similar device, to six (6) per statement cycle from this account. ATM withdrawals are unlimited under federal regulations but will be included in the item fee charges in excess of 6 per month.*

Certificates of Deposit: *Interest rates on Time Deposits will be at a Prosperity Bank CD rate in effect at the time of purchase for like balance and term of the Time Deposit. Prosperity Bank does not offer a 7 to 29 day term Certificate of Deposit option.*

Sweep arrangements between ESD deposit accounts at Prosperity Bank are an option Prosperity Bank provides. Transaction limitations per banking regulations apply to Money Market and Savings accounts. Prosperity Bank does not provide investment advice. Prosperity Bank does not provide sweep services to overnight or other investments outside of the Bank (such as SEC registered money market mutual fund investments).

3. Collateral:

Prosperity Bank uses Mortgage Back Securities for our Collateral. Federal Home Loan Bank of Dallas is our third party Safekeeping Bank. Prosperity Bank maintains internal controls to monitor and maintain the required collateral. If the ESD is aware of a large transaction that will significantly increase deposit balances, the ESD will notify the Bank with one day's advance notice to ensure the timely pledging of additional collateral.

4. Depository Services:

Depository Services will be waived. See attached Fee Schedule for a complete listing of services included.

On-line, Real-time Internet Banking Services

- *Account information inquiry includes current and available balances.*
- *Online statement retrieval*
- *Transaction history download*
- *Schedule "one time" or "recurring" funds transfer between accounts.*
- *Schedule "one time" or "recurring" loan payments.*
- *Mobile Deposit*

Web-based Wire Transfer Origination

- *Set up and initiate "one time" or "recurring" wire transfer instructions through our Internet Banking Product. Single-user, multi-user, and/or dual control authorities are allowed with password and dollar-limit restrictions.*

Web-based ACH Origination

- *Originate electronic payroll deposits or payment drafts through our Internet Banking Product*
- *Import NACHA-ready files from third-party software applications, or create payroll or payment databases directly in our products.*

Web-based Bill Pay Services

- *Create accounts payable databases and initiate payments online through our Internet Banking Product.*

Positive Pay Accounting

- *Help prevent unauthorized, stolen or counterfeit checks from paying against your account.*

Remote Deposit Capture

- *Scan checks for deposit and electronically transmit those check deposits to your account.*

We will also provide checks and deposit slips at the discounted bank cost (charged to entity account as pass thru cost only).

5. Overdrafts may be subject to the following:

- a. **Overdraft Item Fee** – The Overdraft Item Fee will be waived if offsetting collected balances are on deposit in non-interest-bearing deposit accounts.
- b. **Accrued Interest Adjustment** – If offsetting collected balances are maintained in interest-bearing deposit accounts only, the Overdraft Item Fee will be waived and an interest accrual debit adjustment will be made to the interest-bearing deposit account calculated on the amount and duration of the overdraft.
- c. **Frequent and Continuous Overdrafts** – If overdrafts continue to occur on a frequent basis, Prosperity Bank reserves the right to assess Overdraft Item fees, regardless of compensating balances. Additionally, if an account remains overdrawn for more than one business day, Prosperity Bank reserves the right to assess an Overdraft Interest Charge of which the rate will be equal to the prime rate published in the Wall Street Journal, as it changes.

Outgoing wires sent by the ESD during the business day will be processed against collected balances only.

6. Loans:

Prosperity Bank will consider short-term loans to the ESD priced at a daily rate equal to the prime rate published in The Wall Street Journal, with such daily rate changing each time the prime rate changes. To obtain loan approval the ESD will be required to provide Prosperity Bank with financial information as requested by the Bank. Prosperity Bank reserves the right to decline any loan requests.

7. Investment Services:

Brokerage and investment services are offered through our partner, Raymond James. Services offered include, but are not limited to, brokerage accounts, DvP accounts and safekeeping services of assets funding said accounts, as well as purchasing and selling of securities, bonds, mutual funds, treasuries and insurance products, etc. Specific pricing for any services must be obtained from Raymond James. ProsperityPrivate Investment associates will act as a facilitator for all parties.

8. Contact Information:

Depository officer as a primary contact with the ESD.

Name: Randelyn Nelson

Title: Banking Center Manager – Downtown Banking Center

Telephone #: 713-693-9253

Fax #: 713-693-9259

E-Mail: randelyn.nelson@prosperitybankusa.com

Fee Schedule
Harris County ESD #1

Prosperity Bank
2020-2021

Provide a price schedule for all services and include any one-time charges or set-up fees.

Service	Unit Basis	Est. Vol.	Unit Bank Charge	Explanatory Notes, if applicable
Account Deposit Services				
Master Account Maintenance Fee	Per account		N/C	N/C = NO CHARGE
Subsidiary Account Maintenance	Per account		N/C	
Money Market Account Maintenance Fee	Per account		N/C	
Interest Bearing Accounts Maintenance Fee	Per account		N/C	
ZBA Accounts Maintenance Fee Master	Per account		N/C	
ZBA Accounts Maintenance Subsidiary	Per account		N/C	
ZBA Account Transfers	Per item		N/C	
Investment Sweep - master account	Per account/mo		N/C	
Investment Sweep - Subsidiary accounts	Per account/mo		N/C	
Debits Posted	Per item		N/C	
Credits Posted	Per item		N/C	
	Per item			
Automated Services - Balance & Detail				
<i>If Services are Bundled:</i>				
Bundled Balance & Activity Reporting	Per month		N/C	
Monthly Maintenance	Per month/account		N/C	
Detail Item Fees	Per item		N/C	
<i>If services are Un-Bundled (by Module)</i>				
Balance Reporting Module Maintenance	Per account		N/C	
Daily Balance Reporting	Per account		N/C	
Previous day Reporting	Per account		N/C	
Previous Day Dr/Cr Items	Per item		N/C	
ACH Module Maintenance	Per account/overall		N/C	
ACH Detail	Per item		N/C	
Reconciliation Module Maintenance	Per account/overall		N/C	
Recon detail	Per item		N/C	
Stop Pay Module Maintenance	Per account/overall		N/C	
Stop pay item	Per item		N/C	
Wire and Internal Transfer Module Maintenance	Per account/overall		N/C	
Addenda reporting	Per item		N/C	
Positive Pay Module	Per account/mo		N/C	
PP Detail	Per item		N/C	
Detail Transactions - All modules	Per item		N/C	
Deposits				
Commercial Account Maintenance	Per account		N/C	
Banking Center Deposits	Per item		N/C	
Night Drop Deposit	Per item		N/C	
Items Deposited			N/C	
Items deposited	Per deposit		N/C	
On-us Items	Per item		N/C	
Local items	Per item		N/C	
Local Fed/RCPC Clearing	Per item		N/C	
City Items (in state)	Per Item		N/C	
Other State Items	Per item		N/C	
11th Fed Country Items	Per item		N/C	
Other 11th Fed RCPC Items	Per item		N/C	
Transit Item Clearing	Per item		N/C	
Mobile Deposit	Per Month/Per Item		N/C	
Encoding Charge	Per item		N/C	
Cash Vault				
Cash Vault Base Fee Processing Fee	Per item		N/C	
Standard Deposit Vault	Per deposit		N/C	
Standard Deposit Note Vault	Per deposit		N/C	
Currency Deposits			N/C	
Cash deposited	Per \$\$		N/C	
Strapped currency furnished			N/C	
Currency Wraps Shipped	Per strap		N/C	
Coin Deposits			N/C	

Fee Schedule
Harris County ESD #1

Prosperity Bank
2020-2021

Provide a price schedule for all services and include any one-time charges or set-up fees.

Service	Unit Basis	Est. Vol.	Unit Bank Charge	Explanatory Notes, if applicable
Full bag - loose coin			N/C	
Partial bag of loose coin			N/C	
Rolled Coin Furnished	Per roll		N/C	
Minimum Change Order			N/C	
Branch Order Processing	Per Order		N/C	
Branch Per Deposit	Per Deposit		N/C	
Branch Coin Shipped	Per Shipment		N/C	
Change Order	Per item		N/C	
Deposit Corrections	Per item		N/C	
Return Item - Per overdraft item	Per item		\$35.00	
Return Items Return and Reclear	Per item		N/C	
Charge-backs	Per item		N/C	
Return Check Notice Fax	Per item		N/C	
Return Check Notice Internet	Per item		N/C	
ACH Processing				
Service Monthly Maintenance (Base) Fee	Per month/account		N/C	
ACH Transactions Originated	Per item		N/C	
Debits originated	Per item		N/C	
Credits Originated	Per item		N/C	
Electronic Credit Received/Posted	Per item		N/C	
Electronic Debit Received/Posted	Per item		N/C	
Electronic Originated Addenda	Per item		N/C	
ACH Return Items	Per item		N/C	
Return Notification	Per item		N/C	
Deletions or Reversal Charges	Per item		N/C	
Transmission	Per file		N/C	
Fraud Filter - Review - Base Fee	Per month		N/C	
Fraud Filter - Review - Per Item	Per item		N/C	
Reports - by Fax	Per item		N/C	
Positive Pay				
Service Monthly Maintenance (Base) Fee*	Per account or mo		N/C	
Positive Pay Item	Per item		N/C	
Per item charge with Partial Recon	Per item		N/C	
Per item charge with Full Recon	Per item		N/C	
Per item without recon services			N/C	
Transmission - File Transmission	Per item		N/C	
Imaging				
Imaging Maintenance	Per month		N/C	
CD Rom Service - Per Item	Per item		N/C	
CD Rom Service - Per Disk	Per item		N/C	
Reconciliation				
ACH Monthly Maintenance	Per Month		N/C	
Partial Recon Monthly Maintenance	Per Month		N/C	
Partial reconciliation - detail	Per item		N/C	
Full recon monthly maintenance	Per month		N/C	
Full recon detail	Per item		N/C	
Deposit Reconciliation - Mo Maintenance	Per Month		N/C	
Deposit Recon - per detail	Per item		N/C	
Transmissions	Per Transmission		N/C	
Transmission Detail	Per item		N/C	

Fee Schedule Harris County ESD #1
--

Prosperity Bank
 2020-2021

Provide a price schedule for all services and include any one-time charges or set-up fees.

Service	Unit Basis	Est. Vol.	Unit Bank Charge	Explanatory Notes, if applicable
Safekeeping				
Service Monthly Maintenance Custody	Per month			Pricing to be obtained from Raymond James
Clearing Fees				
Securities Received/ Delivered - DVP	Per item			
Safekeeping Fees	Per item			
Custody per Cusip/Holding	Per cusip			
Income Collection to DDA	Per item			
Lockbox				
Set up	One time		\$100.00	
Monthly	Monthly		\$100.00	
Per item processed	Per item		\$0.30	
Per Unprocessable item	Unprocessable item		\$0.30	
Per Photocopy	Per Photocopy		\$0.15	
Per item scanned	per item scanned		\$0.10	
Data Capture: Alpha Characters	Data Capture: Alpha Characters		\$0.08	
Data Capture: Numeric Characters	Data Capture: Numeric Characters		\$0.05	
Web Access, per month, per company	Web Access, per month, per company		\$50.00	
Special Instructions	Special Instructions		Variable	
Stop Pays				
Stop Pays (automated)	Per item		N/C	
Wire Transfers				
Service Monthly Maintenance*	Per month		N/C	
Incoming - domestic Straight	Per item		N/C	
Outgoing - repetitive - automated, domestic	Per item		N/C	
Outgoing - non-repetitive - automated, domestic	Per item		N/C	
Book Transfer Internet Initiated	Per item		N/C	
Wire Advices Faxed/Mailed	Per item		N/C	
OPTIONAL SERVICES REQUESTED				
Remote capture of checks				
One-time set-up or training fees	One time		N/C	
Monthly maintenance	Per month/card		N/C	
Capture and transmission fee from provider	Per item		N/C	
On-us Item	Per item		N/C	
Local Item	Per item		N/C	
Transit Item	Per item		N/C	
RCK Services				
				Pricing Available Upon Request
RCK Maintenance	Per account/mo			
RCK Detail	Per items			
Pay/Debit Cards				
				Pricing Available Upon Request
Service Monthly Maintenance	Per month			
Processing and servicing	Per card			
Implementation fee	One time			
Initial system design and development	One time			
Enrollment	Per card			
Corrections	Per item			
Employee Charges				
ATM Cash Withdrawal - On-us	Per item			
ATM Cash Withdrawal - non-bank	Per item			
Cash Advance OTC	Per item			
ATM Balance Inquiry	Per item			
Overdraft Fee	Per item			
Lost/stolen replacement fee	Per card			
Standard reporting	Per item			

Fee Schedule Harris County ESD #1
--

Prosperity Bank
 2020-2021

Provide a price schedule for all services and include any one-time charges or set-up fees.

Service	Unit Basis	Est. Vol.	Unit Bank Charge	Explanatory Notes, if applicable
Purchasing Cards				
Pricing Available Upon Request				
Service Monthly Maintenance	Per month			
Card Issuance Fee	Per card			
Transaction Fee	Per item			
License Fee	Per month			
Rebate on amt purchased <\$1mm				
Merchant Card Services				
Pricing Available Upon Request				
Fees				
One-time set up fee				
Application fees: First location				
Locations 2-5				
Locations >5				
Annual fee / Monthly Maintenance fee	Per month/location			
Monthly Statement Fee	Per month			
Supply fee	Per month			
Minimum processing fee				
Internet Set-up fee	Per location			
Credit Card Processing fees				
Per item				
VISA CPS-2 Interchange	%			
Association	%			
Visa fee	\$			
Bank fee	\$			
MC Merit III Interchange	%			
Association	%			
MC fee	\$			
Bank fee	\$			
Visa Check Card Interchange (Signature)	%			
Association	%			
Visa fee	\$			
Bank fee	\$			
MC Debit Card Interchange (Signature)	%			
Association	%			
MC fee	\$			
Bank fee	\$			
Debit Card Processing MC/Visa				
Authorization Fees				
Voice authorizations				
Address verification				
Terminal Authorizations				
MC Electronic authorization				
Discover Electronic authorization				
AmEx Electronic authorization				
Processing Fees				
Chargeback processing				
Batch settlement fee				
Transmission Fee	Per item			
Transmission - Item	Per item			
Supplies				
Checks, Deposit Slips	Per order			Customer Pays Bank Cost
Endorsement Stamps	Per stamp			



Commercial Deposit Account Interest and Service Charge Schedule

Texas
Effective February 1, 2020

	Treasury Management Analysis Checking	Analyzed Business Interest Checking
Minimum to Open:	\$100.00	\$100.00
Eligibility:	All Businesses and Public Funds	All Businesses
Account Description:	Designed for businesses with Treasury Management Services and larger account activity. A portion of your collected funds merits an earnings credit which can offset your service charges. See page 7 for additional information.	With Analyzed Business Interest Checking you can earn a competitive, variable rate of interest plus have unlimited check writing privileges. The account provides the convenience of a checking account that calculates an earnings credit to apply to any fees and pays any excess to you in the form of interest. (1)
Transactions:	Unlimited	Unlimited
Interest Paid:	None	Interest earned on excess balances is earned at a tiered rate and is credited monthly. (2) (3)
Monthly Service Charge:	\$25.00	\$25.00
Checks Paid/ Debits:	\$0.20	\$0.20
Deposit Credits:	\$0.95	\$0.95
Deposited Items Drawn on BBVA:	\$0.15	\$0.15
Deposited Items Transit:	\$0.15	\$0.15
Deposit Supervisory Fee:	This is a fee, based on your monthly average ledger balance, that BBVA assesses to recoup a portion of the fees and/or charges BBVA pays to regulating agencies.	This is a fee, based on your monthly average ledger balance, that BBVA assesses to recoup a portion of the fees and/or charges BBVA pays to regulating agencies.
Statement:	Your monthly statement will not include images of cancelled checks. There is a \$6.00 monthly charge for statements that include images of cancelled checks.	Your monthly statement will include images of cancelled checks in numerical order at no extra charge.

(1) If customer's fees are waived, customer will forego any interest earned on balances.

(2) All rates subject to change at the discretion of Bank management without notice.

(3) If your account is closed, or is reclassified or converted to a non-interest bearing account, in each case before the date any accrued interest is credited, you will not receive such accrued interest.

See page 6-7 for additional information about fees that may apply.

Corporate Interest Checking		Corporate Money Market Account
Minimum to Open:	\$100.00	\$1,000.00
Eligibility:	All Businesses	Businesses with Treasury Management Services
Account Description:	With Corporate Interest Checking you can earn a competitive, variable rate of interest plus have unlimited check writing privileges.	Designed for customers utilizing Treasury Management products and services. This account has a variable rate of interest and offers the flexibility of limited check writing capabilities.
Transactions:	Unlimited	Unlimited in-person transactions (1)
Interest Paid:	Interest is earned at a tiered rate and is credited monthly. (2) (4)	Interest is earned at a tiered rate and is credited monthly. (2) (4)
Monthly Service Charge:	\$17.00	\$20.00 Will not apply in months when Average Daily Collected Balance is \$2,500 and greater.
Checks Paid/ Debits:	\$0.20	\$0.20
Deposit Credits:	\$0.95	\$0.95
Deposited Items Drawn on BBVA:	\$0.15	\$0.15
Deposited Items Transit:	\$0.15	\$0.15
Excessive Transaction Fee (3):	N/A	\$10.00 each in excess of 6 per month
Statement:	Your monthly statement will include images of cancelled checks in numerical order at no extra charge.	Your monthly statement will include images of cancelled checks in numerical order at no extra charge.

(1) Federal law governs withdrawal transactions from this account. And if transactions exceed limits, the account could be reclassified as non-interest bearing. Federal law limits transfers to another deposit account with BBVA or to a third party to a total of 6 per month. These transfers include: preauthorized agreement, telephone request, check, check card, draft, including online banking transfers and sweep transfers. There is no withdrawal limit from this account when made in person at a BBVA banking office or at an ATM. Inter-Account Transfers are considered withdrawal transactions subject to these federal transaction limitations. Withdrawal transactions subject to Excess Transaction Fees described above and in your account disclosure.

(2) All rates subject to change at the discretion of Bank management without notice.

(3) Withdrawals and transfers not made in person are subject to the excessive transaction fee, where noted.

(4) If your account is closed, or is reclassified or converted to a non-interest bearing account, in each case before the date any accrued interest is credited, you will not receive such accrued interest.

See page 6-7 for additional information about fees that may apply.

Public Funds Interest Checking		Public Funds Money Market Account
Minimum to Open:	\$100.00	\$1,000.00
Eligibility:	Public Funds	Public Funds
Account Description:	With Public Funds Interest Checking you can earn a variable rate of interest plus have unlimited check writing privileges.	For the investment minded customer, an account that offers a variable rate of interest and offers you the flexibility of limited check writing capabilities.
Transactions:	Unlimited	Unlimited in-person transactions (1)
Interest Paid:	Interest is earned at a tiered rate and is credited monthly. (2) (4)	Interest is earned at a tiered rate and is credited monthly. (2) (4)
Monthly Service Charge:	\$14.00	\$14.00 Will not apply in months when Average Daily Collected Balance is \$10,000 and greater.
Checks Paid/ Debits:	\$0.20	\$0.20
Deposit Credits:	\$0.95	\$0.95
Deposited Items Drawn on BBVA:	\$0.15	\$0.15
Deposited Items Transit:	\$0.15	\$0.15
Excessive Transaction Fee (3):	N/A	\$10.00 each in excess of 6 per month
Statement:	Your monthly statement will include images of cancelled checks in numerical order at no extra charge.	Your monthly statement will include images of cancelled checks in numerical order at no extra charge.

(1) Federal law governs withdrawal transactions from this account. And if transactions exceed limits, the account could be reclassified as non-interest bearing. Federal law limits transfers to another deposit account with BBVA or to a third party to a total of 6 per month. These transfers include: preauthorized agreement, telephone request, check, check card, draft, including online banking transfers and sweep transfers. There is no withdrawal limit from this account when made in person at a BBVA banking office or at an ATM. Inter-Account Transfers are considered withdrawal transactions subject to these federal transaction limitations. Withdrawal transactions subject to Excess Transaction Fees described above and in your account disclosure.

(2) All rates subject to change at the discretion of Bank management without notice.

(3) Withdrawals and transfers not made in person are subject to the excessive transaction fee, where noted.

(4) If your account is closed, or is reclassified or converted to a non-interest bearing account, in each case before the date any accrued interest is credited, you will not receive such accrued interest.

See page 6-7 for additional information about fees that may apply.

Public Funds Analyzed Interest Checking		IOLTA
Minimum to Open:	\$100.00	\$0
Eligibility:	Public Funds	Attorneys
Account Description:	With Public Funds Analyzed Interest Checking you can earn a competitive, variable rate of interest plus have unlimited check writing privileges. The account provides the convenience of a checking account that calculates an earnings credit to apply to any fees and pays any excess to you in the form of interest. (1)	Interest on Lawyers Trust Accounts allow interest to be earned on escrow funds which is then credited to the Texas Equal Access to Justice Foundation (a charitable, tax exempt entity).
Transactions:	Unlimited	Unlimited
Interest Paid:	Interest earned on excess balances is earned at a tiered rate and is credited monthly. (2) (3)	Interest, less monthly service charges, remitted monthly to the Texas Equal Access to Justice Foundation. (2) (3)
Monthly Service Charge:	\$20.00	None
Checks Paid/Debits:	\$0.20	\$0
Deposit Credits:	\$0.95	\$0
Deposited Items Drawn on BBVA:	\$0.15	\$0
Deposited Items Transit:	\$0.15	\$0
Deposit Supervisory Fee:	This is a fee, based on your monthly average ledger balance, that BBVA assesses to recoup a portion of the fees and/or charges BBVA pays to regulating agencies.	N/A
Statement:	Your monthly statement will include images of cancelled checks in numerical order at no extra charge.	Your monthly statement will include images of cancelled checks in numerical order at no extra charge.

(1) If customer's fees are waived, customer will forego any interest earned on balances.

(2) All rates subject to change at the discretion of Bank management without notice.

(3) If your account is closed, or is reclassified or converted to a non-interest bearing account, in each case before the date any accrued interest is credited, you will not receive such accrued interest.

See page 6-7 for additional information about fees that may apply.

Business Checking	
Minimum to Open:	\$100.00
Eligibility:	All Businesses
Account Description:	Designed for businesses with smaller account activity and less advanced treasury management needs. This partially analyzed, non-interest-bearing checking account allows select monthly fees to be offset by a minimum balance with the additional benefit of an earnings credit once the minimum balance is exceeded. See page 7 for additional information.
Transactions:	Unlimited
Interest Paid:	None
Monthly Service Charge:	\$35.00 Will not apply in months when the Average Daily Collected Balance is \$35,000 and greater.
Credits/Debits/Deposited Items	No charge for the first 500 transactions processed per month. Excess transactions processed at \$0.50 per item.
Cash Processing	No charge for first \$25,000 branch cash processing per month. Please see the Miscellaneous Fees on page 6 for incremental cash processing fees.
Deposit Supervisory Fee	This is a fee, based on your monthly average ledger balance, that BBVA assesses to recoup a portion of the fees and/or charges BBVA pays to regulating agencies.
Statement:	Your monthly statement will include images of cancelled checks in numerical order at no extra charge.

Miscellaneous Fees

Cash Processing Services

The following service charges apply to cash deposits processed at a branch or night depository. For high volume cash processing, Cash Vault services are available with pricing provided upon request.

Branch/Night Drop Cash Processing			
Branch Cash Deposit			
Post Verification	\$	0.0015	per \$1, per deposit
Immediate Verification	\$	0.0030	per \$1, per deposit
Night Drop Branch Cash Deposit			
Post Verification	\$	0.0015	per \$1, per deposit
Immediate Verification	\$	0.0030	per \$1, per deposit
Non-Conforming Bag	\$	0.0050	per \$1, per deposit
Unprocessed Bags	\$	1.00	per bag
Full Bag	\$	2.50	each
Partial/Mixed Bag	\$	5.00	each
Bag of Unstrapped Bills	\$	5.00	each
Branch Outgoing Currency			
Change Order	\$	4.00	each
Full Strapped Currency	\$	0.40	each
Partial Strapped Currency	\$	0.45	each
Box of Rolled Coins	\$	2.50	per box
Rolled Coin	\$	0.15	per roll
Supplies (includes Deposit Bags, Currency Straps, Coin Wrappers, Coin Tags, Coin Seals)	\$	At cost	
Wire Services			
Incoming	\$	15.00	
Incoming with confirmation	\$	18.00	
Incoming International Wire	\$	15.75	
Manual Outgoing (Non-Repetitive)	\$	30.00	
Manual Outgoing (Repetitive)	\$	25.00	
Manual Outgoing with confirmation	\$	35.00	
Manual BRS Wire Surcharge	\$	75.00	
Manual International Outgoing	\$	50.00	
Intra-BBVA Transfer	\$	5.00	
Internal Book Transfer via Fed Wire System Debit Fee	\$	4.50	
Internal Book Transfer Fee	\$	3.00	
Manual BRS Inter-Account Transfer Surcharge	\$	25.00	

Safe Deposit Boxes

Safe Deposit Box sizes and prices vary by location. Pricing information is available upon request.

Collection Services - Collection Item

Incoming (Customer)	\$	20.00	
Outgoing (Customer)	\$	20.00	
International	\$	40.00	+ costs

Statement and Research Services

Reconcile Statement	\$	25.00	per hour
Research	\$	30.00	per hour
Copy or Fax	\$	5.00	each
Special Statement*	\$	7.00	

* A special statement may include, but not be exclusive to the following, daily statement, duplicate statements, hold statements and statement printouts.

Returned Items and Notifications
 Special Notification - Telephone
 Special Notification - Overnight
 Special Notification - Fax
 Rerun Deposited Item
 Returned Deposited Item
 Returned Deposited Item (Foreign)
 Notice of Postdated Item Fee

	\$	11.00	+courier charges (FedEx, etc)
	\$	4.50	
	\$	5.00	
	\$	9.00	per item
	\$	12.00	per item
	\$	25.00	per item
	\$	25.00	per notice

Other Service Charges

Business ATM/Check Card Replacement Fee	\$	5.00	per card
Business Personalized Check Card Fee	\$	10.00	per card
Deposit Correction Fee	\$	2.50	per item*
Frozen Account Status Fee	\$	50.00	per month
Garnishments/Levies	\$	150.00	+ attorney fees
Item Drawn On Insufficient Funds	\$	38.00	per item**
Inter-Account Transfer Fee	\$	12.00	per transfer
Overdraft Protection Line of Credit Transfer Fee	\$	12.00	per transfer
New Account Closed within 180 Days of Opening	\$	25.00	
Reject Item >1.5%	\$	0.50	per item
Special Handling	\$	5.00	
Stop Payment Request	\$	32.00	per request
Telephone Transfer Fee	\$	3.00	each
Manual BRS Cashiers Check Issuance	\$	10.00	each

* Deposit correction fee applied to deposit corrections greater than \$2.50

** Insufficient Funds charges will not apply if overdrawn balance is less than \$1.00 after all items have posted

Notice Regarding Withdrawals

As required by Federal Law, BBVA reserves the right to require Sole Proprietors, Non-Profit Organizations, and Government Entities to provide at least seven (7) days notice prior to withdrawal or transfer of funds in the following accounts: Analyzed Business Interest Checking, Corporate Interest Checking, Public Funds Analyzed Interest Checking, Public Funds Interest Checking, Corporate Money Market and Public Funds Money Market accounts.

Analyzed Checking Account Customers

Each month, BBVA gives you an earnings credit on your average positive usable balance (which is your monthly ledger balance minus uncollected funds and checking account reserves). Any average negative collected balance in the account shall bear interest at an annual rate equal to BBVA "Index Rate" plus four percent (4.0%), not to exceed 18%, with each change in the rate charged to become effective without notice to depositor on the effective date of each change in the Index Rate. As used herein, the term "Index Rate" means a fluctuating interest rate per annum equal to the "prime rate" published in the "Money Rates" table in the Wall Street Journal from time to time, and if multiple prime rates are published, the highest such rate.

Earnings Credit Rate

The earnings credit rate applied is a BBVA managed rate and may change at BBVA's discretion.

Interest Earning Accounts

BBVA offers savings and investment accounts with various rate structures to meet your needs. BBVA pays interest on "net usable funds" at variable interest rates set by BBVA management from time to time at its discretion. "Net usable funds" means collected funds less any reserve imposed on that type of account by the Federal Reserve and less any reserve/fee imposed by Bank management to cover various costs, such as those associated with supervisory fees. All interest rates and reserves applicable to the accounts described in this schedule are available from BBVA upon request. A taxpayer identification number will be required in accordance with IRS regulations.

Interest Rates

The following chart shows the interest rates and reserves applicable to non-consumer accounts in effect in this city/region today, _____ (mm/dd/yy).

Rates are variable and are subject to change at our discretion. For tiered rate accounts, the rate corresponding to your Daily Collected Balance will be applied to your entire Daily Collected Balance. To obtain current rate information contact:

Account Type	Daily Collected Balance	Interest Rate
IOLTA	\$100,000 and Above	
	Less than \$100,000	
Analyzed Business Interest Checking*, and Public Funds Interest Checking	\$25,000 and Above	
	\$10,000 but less than \$25,000	
Public Funds Analyzed Interest Checking*	Less than \$10,000	
	\$25,000,000 and Above	
Corporate Interest Checking, Corporate Money Market Account, and Public Funds Money Market Account	\$5,000,000 but less than \$25,000,000	
	Less than \$5,000,000	
	\$5,000,000 and Above	
	\$2,500,000 but less than \$5,000,000	
	\$1,000,000 but less than \$2,500,000	
	\$250,000 but less than \$1,000,000	
	\$100,000 but less than \$250,000	
	\$50,000 but less than \$100,000	
	\$20,000 but less than \$50,000	
	\$10,000 but less than \$20,000	
	Less than \$10,000	

* Daily Collected Balances less Balance Available for Services.

BBVA and BBVA Compass are trade names of BBVA USA,
a member of the BBVA Group. BBVA USA, Member FDIC.

21-65-2020 REV 01/20



Harris County Emergency Services District 1
2800 Aldine Bender
Houston, Texas 77032
Board of Commissioners

May 27, 2020

Board of Commissioners:

We have 2 marked responder vehicles due for auction. Our maintenance department reports that removing the emergency equipment will leave holes in the roof and trunks of the vehicles, which will limit our proceeds at auction.

It is the maintenance department's recommendation that the vehicles be donated to another government entity that could use them for responder vehicles. Such donations are allowed under ESD law.



Vehicles considered:

Unit 215, VIN 1GNEC03018R238091, 2008 Chevrolet Tahoe

Unit 212, VIN 91,161.0 Miles, 2008 Dodge Charger

Thank you for your consideration

Jeremy Hyde
President, HCEC

APPROVED
Document approved by Harris County ESD-1
Board of Commissioners
By a Majority Vote
on 5/27/2020 (Date)

President of ESD-1

Secretary of ESD-1

Office: (281) 449-3131
Fax: (281) 227-3335
Email: jhyde@hcesd-1.org



President's Report – HCEC

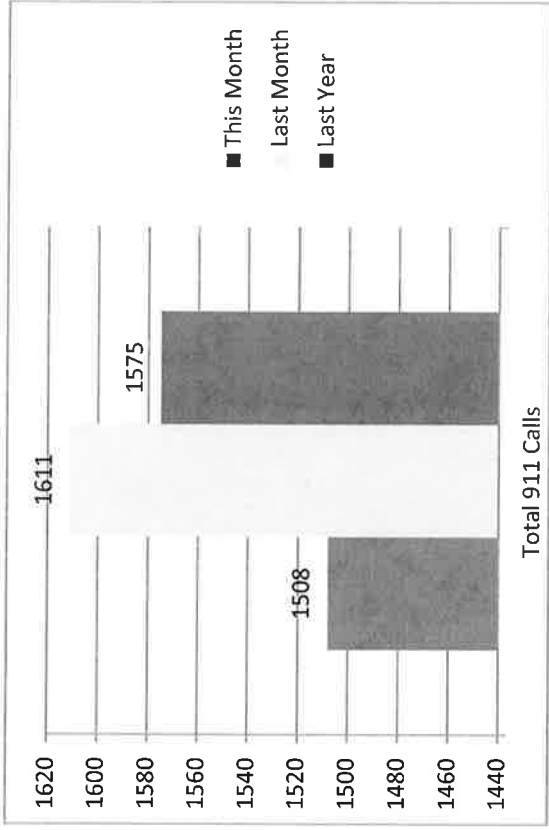
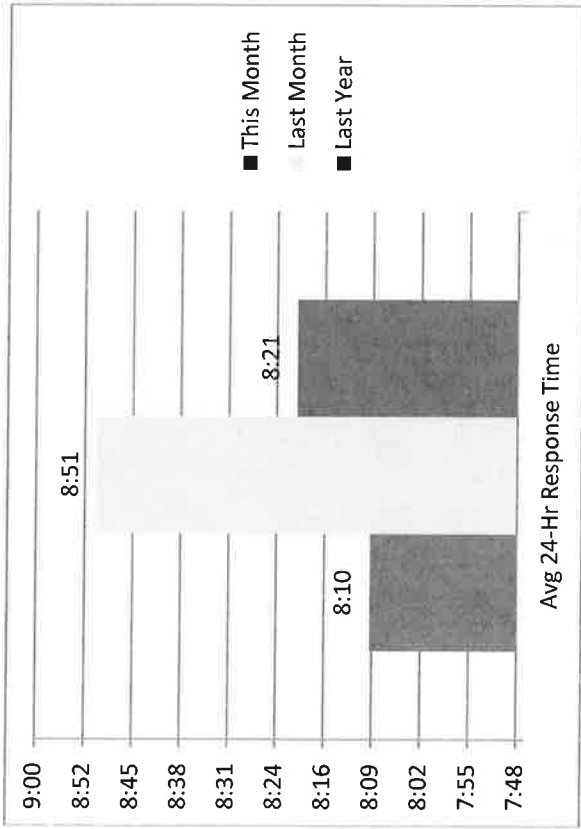
May 2020 Meeting

- HCEC responded to 1508 911 calls this month, compared to 1611 in the previous month. Our response time is 8:10.
- HCEC is still responding well to the COVID-19 pandemic. Our call volume is at normal. We have no employees in quarantine.
- HCEC implemented a basic level unit in order to offset the growing number of calls for COVID and the unit is still proving to be of benefit to our system.
- Bender Building Improvements: We are using this time to do some necessary repairs to 2800 Aldine Bender including exterior paint, replacement of the ESD #1 outdoor sign, and reflooring the Clinical Services area.
- Crews moved into Station 94 and we are hopefully moving into Station 92 by the end of May!
- HCEC is participating in EMS week and has given our staff some nice personalized tokens of appreciation. We were also featured by the American Ambulance Association!

Ambulance Failures: 6 (0 during response/patient care)

Fleet Accident: 1 (226, minor)

HCEC Activity April 2020





Division Harris County Emerg Corps

911 STATISTICS REPORT FOR PERIOD 04-01-20 to 04-30-20

5/12/2020 5:31:07 PM Page 1 of 9

RESPONSE PRIORITY SUMMARY							
TYPE	Alpha	Bravo	Charlie	Delta	Echo	Unspecified	Total
District	18	13	13	72	20	22	158
Medic	358	155	328	389	34	244	1508
Supervisor	1			1			2
Total	377	168	341	462	54	266	1668

* All units assigned to a response that went enroute

OUT OF THE CHUTE RESPONSE AVERAGES AND STATISTICS BY APPARATUS TYPE						
APPARATUS TYPE	ASSIGNED TO ENROUTE	ASSIGNED TO ONSCENE	ENROUTE TO ONSCENE	HOSPITAL TO IN-SERVICE	AVERAGE ONSCENE TIME	AVERAGE INCIDENT TIME
District	01:01	08:10	07:09	00:00	00:23:26	31:37
Medic	01:22	08:34	07:12	30:38	00:19:16	57:23

* All units assigned to a response that went enroute in district, NO mutual aid responses

SERVICE LEVEL STATUS CHANGES BY DAY												
Status Level	03	05	10	11	17	18	19	21	22	26	30	Total
2020-04 LEVEL -	1	2	1	3	2	2	5	1	15			
LEVEL 0			4	1	1	1	6	13				
LEVEL 1	1	2	1	2	1	6	2	16				
Totals	2	4	1	1	9	1	4	1	17	3	44	

SERVICE LEVEL STATUS CHANGES BY HOUR OF DAY													
Status Level	00	01	02	09	10	12	13	14	15	16	18	23	Total
2020-04 LEVEL -	1	1	1	1	1	1	1	4	1	1	2	3	15
LEVEL 0	4	1		4	1	1		4	1	1	2	2	13
LEVEL 1	2	1	1	1	1	2	1	2	1	1	2	2	16
Totals	6	2	1	2	1	1	2	1	10	2	2	2	44

DAILY RESPONSE TOTALS BY APPARATUS TYPE																															
2020/04	1	2	3	4	5	6	7	8	9	10	11	12	13	14	15	16	17	18	19	20	21	22	23	24	25	26	27	28	29	30	Total
District	5	2	10	3	3	7	3	3	6	8	6	5	3	6	9	6	11	11	3	7	5	7	13	6	10	12	6	5	4	7	192
Medic	38	52	58	57	41	53	48	49	46	51	40	47	52	48	40	51	46	71	44	50	59	42	57	56	59	65	48	42	56	66	1532
Supervisor																														2	
Totals	43	54	68	60	44	60	51	52	52	59	46	52	55	54	49	57	83	47	57	64	49	70	62	69	77	54	47	60	74	1726	

* All units assigned to a response that went enroute



Division Harris County Emerg Corps

911 STATISTICS REPORT FOR PERIOD 04-01-20 to 04-30-20

DAILY RESPONSE TOTALS BY UNIT

2020/04	1	2	3	4	5	6	7	8	9	10	11	12	13	14	15	16	17	18	19	20	21	22	23	24	25	26	27	28	29	30	Total		
9912																																	
CHP1						1																									1	2	
D90																																1	
D901																																	78
M91																																	82
M910																																	183
M92																																	94
M93																																	209
M930																																	185
M94																																	26
M940																																	158
M95																																	158
M950																																	153
M96																																	3
M97																																	178
M99																																	104
Totals	40	53	67	57	44	61	50	50	50	60	47	51	55	56	48	54	55	79	46	57	64	49	66	61	67	76	53	47	59	73	1695		

* All units assigned to a response that went enroute

AVERAGE RESPONSE TIME BY UNIT

2020/04	1	2	3	4	5	6	7	8	9	10	11	12	13	14	15	16	17	18	19	20	21	22	23	24	25	26	27	28	29	30	Average	
D90	11:19	10:10	16:42		10:55	05:47	10:03	07:43	16:24	04:48	06:18	12:11	11:34	09:02	25:09	15:03	05:36	10:57	13:42	03:02	07:13	11:26	08:26	07:21	06:46	08:21	07:38	00:01	10:00	09:06		
D901	10:06	07:06			05:14	13:58			06:09	10:58	05:30	19:13	07:11	17:26	04:08	12:40	01:39	04:51	06:03	05:58	02:47	06:26	04:25	07:32	09:50	06:11	06:04	10:56	06:09	06:29	07:19	
M91	09:43	08:59	08:16	05:06	06:25	08:32	08:34	10:21	05:13	09:04	05:48	06:02	08:41	08:31	07:05	10:17	07:57	08:38	08:03	08:26	07:38	07:23	09:08	06:42	08:27	08:29	08:03	08:32	08:31	09:01	08:00	
M910	05:29	08:00	06:46	05:12	03:13	08:07	05:01	10:01	09:11	08:32	11:35	08:30	11:00	10:22	09:57	05:24	05:49	08:40	07:31	05:35	10:03	06:46	10:11	08:01	08:57	06:22	09:22	09:59	04:05	07:55		
M92	10:17	04:44	08:39	08:00	08:18	09:01	08:48	10:07	07:26	07:11	08:06	08:04	07:35	08:28	08:48	06:14	09:05	11:43	10:30	09:30	08:24	07:34	09:40	09:21	07:40	07:40	07:42	07:43	10:40	09:25	08:38	
M93	05:21	08:07	07:45	08:25	06:39	08:28	11:09	08:24	11:23	10:39	05:10	04:55	06:40	07:49	07:46	05:31	09:49	08:10	07:18	08:05	07:25	07:42	13:22	06:56	10:53	06:30	10:33	08:02	08:29	09:21	08:35	
M930																																07:47
M94	08:28	06:40	09:37	04:56	04:04	07:03	09:58	12:44	07:12	09:01	06:15	05:37	10:27	06:25	08:01	07:18	07:18	07:25	09:09	06:50	10:07	04:09	14:49	06:56	09:38	09:10	07:45	08:54	08:09	10:10	08:02	
M940	06:38	06:27	06:23	03:12	06:47	09:33	10:05	11:13	08:15	10:13	07:57	06:28	09:16	08:36	07:40	10:09	08:53	07:14	06:16	06:24	09:52	08:31	11:20	07:46	09:23	09:53	07:09	11:22	08:01	07:48	08:12	
M95	06:39	01:23	09:20	08:35	13:12	09:16	06:48	08:17	09:08	08:31	04:52	07:47	11:24	11:09	08:28	08:13	13:44	09:09	08:54	06:32	10:18	13:42	07:53	11:50	11:11	10:44	07:45	07:49	08:47	09:48	09:00	
M950																																12:42
M96	06:57	06:26	04:40	06:34	06:19	08:01	05:08	07:13	07:17	05:28	06:36	07:07	07:52	08:53	11:41	06:58	08:23	06:48	05:38	09:53	11:15	14:24	08:21	07:05	08:56	07:06	08:28	08:18	07:39	07:39	07:39	
M97	08:30	07:20	09:07	10:58																												09:11
M99	22:08	18:49	19:09	13:15	16:03	18:10	11:47	18:03	11:13	15:30	16:46	12:05	14:09	16:11	09:39	12:48	10:53	12:18	15:30	11:50	14:45	19:37	09:53	13:57	09:00	10:03	11:17	13:34	11:21	13:19	13:19	

* All units assigned to a response that went enroute in district, NO mutual aid responses



Division

911 STATISTICS REPORT FOR PERIOD 04-01-20 to 04-30-20

5/12/2020 5:31:07 PM Page 4 of 9

Response Description	M91	M910	M92	M93	M930	M94	M940	M95	M950	M96	M97	M99	Total
BITE/ATTACK			1					1					2
BURNS/EXPLOSION	2												2
CALL	42	16	22	66	8	24	28	28	2	28	14	14	292
CARBON MONOXIDE/HAZMAT							1						1
CARDIAC	13	13	19	12	2	10	11	10	14	14	2		106
CHOKING	1		3			2	3	4	1				14
CITIZEN ASSIST			1									2	3
COMMERCIAL BUILDING FIRE			2				2	2	1	1			3
CONVULSIONS/SEIZURES							2	1	2	2			8
CVA ABNORMAL BREATHING	1					1							3
CVA BREATHING NORMAL	1												1
CVA LOSS OF BALANCE			1			1		1					3
CVA NOT ALERT	2	1	3	2	3		1		2	2	1		15
CVA PARALYSIS	1		1										2
CVA SPEECH PROBLEM			1										2
CVA STROKE HISTORY			1		1								2
CVA WEAKNESS													1
DIABETIC	2	1	5	5			1	2	2	5	2		25
DOA			3										3
DOWN	1	1				1			1	1	1		5
DROWNING							1						1
ELECTROCUTION		1					1						2
FALLS			1										1
FIRE	7		2	1				1	2	2	2	2	8
FULL ARREST	3		3	1		1	2	3	2	2			12
GAS LEAK/DODOR RESID													15
HEADACHE												1	1
HEMORRHAGE/LACERATIONS	2		2	2	2	2	2	1	1	1			8
HOUSE FIRE	2		1						2	2	2		14
INJ PARTY FROM A FALL	9	5	15	11		8	12	7	6	9	14		96
INJURED PARTY	6	4	3	3		2	3	2	3	2	2		28
INJURIES (SPECIFIC)	1	1						1			1		4
LOCKED IN VEHICLE	1												1
MED CALL							1		1	1			2
MEDICAL CALL	17	9	32	17		21	21	15	20	15	10		177
MOBILE/TRAILER FIRE	1	1				1		1					4
MOTOR VEHICLE ACCIDENT	9	9	11	13	2	8	10	8	17	10	5		102
Mutual Aid	2	1	1	1			2	2		1	1	2	26
MVA AUTO PED	2	1				3	1	1	2				9
MVA BIKE MOTORCYCLE	2		2				1	1	1				5
MVA ENTRAPMENT	2					2	2						8
MVA HAZMAT											1		1
MVA HIGH VELOCITY						1			1				3
MVA INVOLVING ATV						1				1			2
MVA INVOLVING BUILDING	1	1	1					1	1				4
MVA NOT ALERT		1											1
MVA ROLL OVER	3	1	1	1		6	2	1	1	1			16
MVA UNCONSCIOUS			1			1	1						3



Harris County Emerg Corps

911 STATISTICS REPORT FOR PERIOD 04-01-20 to 04-30-20

5/12/2020 5:31:07 PM Page 5 of 9

Response Description	M91	M910	M92	M93	M930	M94	M940	M95	M950	M96	M97	M99	Total
O.B.	3		2	1	1		3	1			2		13
OVERDOSE	3	4	1	1		2	2	3		5	2		23
OVERDOSE/POISONING	4				2					4	2		12
PAIN							1			1		1	3
PARTY	1	3	3	4		1	1		1				15
PERSON	12	12	18	27	4	26	18	19		18	6	19	179
POSSIBLE D.O.A.	1	2				1				1			6
PROBLEM	12	6	14	6		4	6	6		10	4	4	72
PROBLEMS						4							4
PROBLEMS/AICD						4							4
PROBLEMS/ATRIC						1							1
PSYCHIATRIC	5	6	6	11	1	8	7	11		7	3	5	70
RESIDENTIAL FIRE		1		1	2		1	1		2			8
RESIDENTIAL FIRE MULT							1						1
RESPIRATORY	25	4	34	22	2	20	14	31		35	14	2	203
RESPIRATORY ARREST				1		1	1			1			4
SEIZURES	4	4	13	6	1	8	5	5		15	5		66
SHOOTING			1			1	1			1			4
STABBING										1			1
STABBING / SHOOTING	5	2	2	2		2	3			1	1		18
STROKE/CVA	2	2	2										6
UNCONSCIOUS PARTY	9	9	10	11	1	6	9	11		7	4		77
UNKNOWN PROBLEM	4	2	6	5	1	5	2	3		4	5		37
VEHICLE ACCIDENT	10	8	3	13	1	5	2	2		6	5	3	58
WITH ROLLOVER	1		2	1		1	1				1		6
Totals	252	136	263	260	35	198	199	202	5	247	133	101	2031



Division Harris County Emerg Corps

911 STATISTICS REPORT FOR PERIOD 04-01-20 to 04-30-20

5/12/2020 5:31:07 PM Page 6 of 9

Transported To	TRANSPORT DESTINATION SUMMARY BY UNIT													Total
	M91	M910	M92	M93	M930	M94	M940	M95	M96	M97	M99	Total		
ADVANCE DERMINTOLOGY				1									1	
ANY LAB TEST			1										1	
BEN TAUB HOSPITAL	1		1										2	
FIRST TEXAS HOSPITAL CY FAIR				2									2	
HOUSTON NORTH WEST	1												1	
HOUSTON NW	93	35	28	28	3	5	6	103	31		11		343	
KINGWOOD EMERGENCY CENTER			3				7			3	1		14	
KINGWOOD MEDICAL CENTER	1		1		32	1	4			6	4		92	
Kingwood Medical Dr										1			1	
Lyndon B. Johnson General Hospital	10	5	13		10	4		1		5	3		50	
MD ANDERSON CANCER CENTER													1	
MEMORIAL HERMANN CYPRESS				1									1	
MEMORIAL HERMANN GREATER HEIGHTS	4	10	7		2	1	11						35	
MEMORIAL HERMANN HOSPITAL	5	5	1		1	4	1						12	
MEMORIAL HERMANN NORTHEAST	8	10	93		82	84	7	2	41	16			343	
MEMORIAL HERMANN SUMMER CREEK EMERGENCY DEPARTMENT										3			3	
MEMORIAL HERMANN WOODLANDS	1						2						3	
METHODIST HOSPITAL	1		1	3	1			1					7	
METHODIST WEST PAVILION		1											1	
METHODIST WILLOWBROOK	20	9		1	9	1	2	6	97	7			263	
METHODIST WOODLANDS HOSPITAL				2			2						4	
ST LUKE'S MEDICAL CENTER	1			1		1					1		3	
ST LUKE'S VINTAGE				5	3		1	1		1	1		22	
ST LUKE'S WOODLANDS	4	1	1	3			1	1		2			12	
TEXAS CHILDRENS HOSPITAL	1		1		1			4			1		9	
TEXAS CHILDRENS THE WOODLANDS CAMPUS	3	1		2	1			3					10	
TOMBALL REGIONAL HOSPITAL	1							2					3	
Totals	150	77	168	168	17	135	128	126	164	59	47		1239	



Division Harris County Emerg Corps

911 STATISTICS REPORT FOR PERIOD 04-01-20 to 04-30-20

5/12/2020 5:31:07 PM Page 7 of 9

Disposition	DISPOSITION SUMMARY BY UNIT																Total
	D90	D901	M91	M910	M92	M93	M930	M94	M940	M95	M950	M95	M97	M99	Total		
Non-EMS Disposition	107	109													216		
Accidental Activation					1										1		
Accidental Activation,Disregar					1										1		
Call Cancelled					1	1			2	2			3	5	14		
Call Cancelled,Call Referred								1							1		
Call Complete			160	73	180	172	17	138	125	123		166	62	54	1270		
Call Out of Territory			1										2		3		
Call Reassigned						1									1		
Call Referred			4	1	11	5		10	1	2		9		3	46		
Call Referred to Air Ambulance			1					1	1						3		
Call Referred,Disregar					1					1					2		
Call Unfounded			1			3			1			2	2	2	11		
Clear Hospital			1				1		2			1		1	6		
Death on Scene			2	3	2			2	1	2		4	3	1	20		
Disregard			13	17	7	12	6	9	9	10	1	12	4	3	103		
Disregard by Alarm Co							1			1					2		
Disregard,Disregar by Alarm C			6	3	2	7	2		1			10	1		33		
Fire - Call Complete									2	2		2			4		
Fire - False Alarm									1						1		
Fire - Fire Extinguished															2		
Fire - First Responder only						1	1					1			4		
Fire - Settled at Scene						1		1							2		
Fleet Accident			1												1		
No Medical			8	2	4	5		4	8	4	1	3	5	1	45		
No Patient Contact			3	4					5				1		13		
Patient Gone on Arrival			2		2	2				1			1		8		
Public Assist Only					2				1						3		
Refusal AMA			46	31	49	45	7	26	39	46	3	30	44	31	397		
Refusal Parental			4	1	1	5	1	5	3	3		6	5		34		
Standby / Special Assignment							1								1		
Totals	107	109	252	136	263	260	35	198	199	202	5	247	133	101	2247		



Division
Harris County Emerg Corps

911 STATISTICS REPORT FOR PERIOD 04-01-20 to 04-30-20

5/12/2020 5:31:07 PM Page 8 of 9

NO TRANSPORT DISPOSITION SUMMARY BY UNIT													
Disposition	M91	M910	M92	M93	M930	M94	M940	M95	M950	M96	M97	M99	Total
Accidental Activation										1			1
Accidental Activation, Disregar			1										1
Call Cancelled			1	1			2	2			3		9
Call Cancelled, Call Referred							1						1
Call Complete	12	1	10		1	2	2	1		2	2	4	37
Call Out of Territory			1								2		3
Call Reassigned													1
Call Referred	4	1	11	5	10	1	1	2	9			3	46
Call Referred, Disregard	1				1								3
Call Referred to Air Ambulance			1										2
Call Unfounded	1			3				1		2	2	2	11
Death on Scene	2	3	2		2	1	2	4		3	1		20
Disregard	13	17	7	12	6	9	9	10	1	12	4	3	103
Disregard by Alarm Co					1								2
Disregard, Disregard by Alarm C						1							1
Fire - Call Complete	6	3	2	5	2			2	9		1		30
Fire - False Alarm								2		2			4
Fire - Fire Extinguished								1					1
Fire - First Responder only				1	1								2
Fire - Settled at Scene				1	1				1				4
Fleet Accident	1												1
No Medical	8	2	4	5		4	8	4	1	3	5	1	45
No Patient Contact	3	4					5				1		13
Patient Gone on Arrival	2		2					1			1		8
Public Assist Only			2										3
Refusal AMA	46	31	49	43	7	25	38	43	3	30	44	31	390
Refusal Parental	4	1	1	5	1	5	3	3		6	5		34
Standby / Special Assignment						1							1
Totals	103	64	93	84	18	61	73	77	5	81	73	45	777

MUTUAL AID PROVIDED BY YOUR DISTRICT									
Incident ID	Date	Time	Unit	Problem	Provided To	Map	Call Disposition		
20-04-14444	04/02/2020	06:22:17	M97	26A03 MEDICAL CALL	Atascocita FD	377K	REFUSAL AMA		
20-04-14579	04/03/2020	02:53:43	D901	6D02A RESPIRATORY	HC-Agency Unknown	412M	CALL COMPLETE		
20-04-14579	04/03/2020	02:53:43	M91	6D02A RESPIRATORY	HC-Agency Unknown	412M	CALL COMPLETE		
20-04-14586	04/03/2020	06:12:46	PPE	SICK PERSON	Eastex FD	414L	CALL COMPLETE		
20-04-14612	04/03/2020	11:52:05	PPE	SICK PERSON	Eastex FD	376U	REFUSAL AMA		
20-04-14626	04/03/2020	13:10:50	PPE	SICK PERSON	Eastex FD	374V	CALL COMPLETE		
20-04-14681	04/03/2020	19:59:46	M97	6D02O RESPIRATORY	Atascocita FD	377K	REFUSAL AMA		
20-04-14808	04/04/2020	19:18:01	PPE	SICK PERSON	Eastex FD	376F	CALL COMPLETE		
20-04-14813	04/04/2020	19:43:52	PPE	28C03K CVA SPEECH PROBLEM	Westfield FD	414G	CALL COMPLETE		
20-04-14910	04/05/2020	19:04:29	PPE	RESPIRATORY	Eastex FD	376U	CALL COMPLETE		
20-04-15022	04/06/2020	15:16:35	M97	28C01J CVA NOT ALERT	Atascocita FD	337Y	CALL COMPLETE		
20-04-15047	04/06/2020	18:32:23	PPE	SICK PERSON	Westfield FD	414N	CALL COMPLETE		



Division Harris County Emergency Corps

911 STATISTICS REPORT FOR PERIOD 04-01-20 to 04-30-20

5/12/2020 5:31:07 PM Page 9 of 9

20-04-15051	04/06/2020	18:54:02	CPR	9D01 RESPIRATORY ARREST	Eastex FD	374Z	CALL COMPLETE
20-04-15158	04/07/2020	14:48:10	M99	MOTOR VEHICLE ACCIDENT	CC-Cypress Creek EMS	370W	CALL COMPLETE
20-04-15199	04/07/2020	19:17:12	M97	69D6 RESIDENTIAL FIRE	Atascocita FD	376D	FIRE - CALL COMPLETE
20-04-15480	04/10/2020	09:17:57	PPE	26A03 MEDICAL CALL	Eastex FD	376F	CALL COMPLETE
20-04-15636	04/11/2020	13:34:12	M99	17B01 INJ. PARTY FROM A FALL	HC-Agency Unknown	NOT FOUND	REFUSAL-AMA
20-04-15783	04/12/2020	17:53:55	M99	MEDICAL CALL	Atascocita FD	377J	CALL COMPLETE
20-04-15963	04/14/2020	02:38:01	M95	MEDICAL CALL	HC-Agency Unknown	372H	CALL COMPLETE
20-04-16031	04/14/2020	16:44:40	M97	25B03 PSYCHIATRIC	Atascocita FD	377D	CALL COMPLETE
20-04-16273	04/16/2020	17:45:06	M910	6D02A RESPIRATORY	HC-Agency Unknown	NOT FOUND	CALL COMPLETE
20-04-16386	04/17/2020	17:10:31	PPE	10D04 CARDIAC	Eastex FD	374Y	CALL COMPLETE
20-04-16483	04/18/2020	12:12:09	9912	29A02V MOTOR VEHICLE ACCIDENT	Westfield FD	414P	CALL COMPLETE
20-04-16819	04/20/2020	23:30:04	PPE	10D04 CARDIAC	Westfield FD	413R	CALL COMPLETE
20-04-16845	04/21/2020	20:04:46	M97	31A11 UNCONSCIOUS PARTY	Atascocita FD	377K	REFUSAL-AMA
20-04-16979	04/22/2020	02:40:01	M93	MOTOR VEHICLE ACCIDENT	CC-Cypress Creek EMS	370K	CALL COMPLETE
20-04-17075	04/22/2020	18:32:07	M97	6D02 RESPIRATORY	Atascocita FD	376D	CALL CANCELLED
20-04-17140	04/23/2020	09:28:23	M93	PSYCHIATRIC	CC-Cypress Creek EMS	372K	DISREGARD
20-04-17140	04/23/2020	09:28:23	M95	PSYCHIATRIC	CC-Cypress Creek EMS	372K	DISREGARD
20-04-17168	04/23/2020	13:21:16	STROKE	28C01 CVA NOT ALERT	Westfield FD	414G	CALL COMPLETE
20-04-17372	04/24/2020	23:45:09	M940	RESIDENTIAL FIRE	HC-Agency Unknown	335Y	DISREGARD
20-04-17655	04/26/2020	22:43:51	M97	5A01 MEDICAL CALL	Atascocita FD	377J	CALL COMPLETE
20-04-17730	04/27/2020	12:48:17	M95	CARDIAC	CC-Cypress Creek EMS	333A	CALL COMPLETE
20-04-17734	04/27/2020	13:23:03	M91	FULL ARREST	CC-Cypress Creek EMS	293T	CALL COMPLETE
20-04-18002	04/29/2020	14:36:38	M97	29D5 MVA ENTRAPMENT	Atascocita FD	376H	CALL COMPLETE
20-04-18103	04/30/2020	09:35:16	Level 1	31E1 UNCONSCIOUS PARTY	Westfield FD	413U	CALL COMPLETE
20-04-18194	04/30/2020	21:09:17	D90	29B05U MOTOR VEHICLE ACCIDENT	HC-Agency Unknown	414T	REFUSAL-AMA
20-04-18194	04/30/2020	21:09:17	M92	29B05U MOTOR VEHICLE ACCIDENT	HC-Agency Unknown	414T	REFUSAL-AMA

Total Mutual Aid Responses Provided By Your District: 35

MUTUAL AID PROVIDED TO YOUR DISTRICT

** None Received **

HARRIS COUNTY EMERGENCY CORPS
BUDGET VS ACTUAL
Month and Year to Date Ending 4/30/2020

	Actual	April		Variance	Actual	2020YTD		% Variance
		Budget	Budget			Budget	Variance	
REVENUE								
Ambulance Services, Net	\$ 1,278,409	\$ 1,592,726	\$ (314,317)	\$ 6,226,148	\$ 6,370,905	\$ (144,757)	(2.3%)	
Dispatch Services	\$ 30,689	\$ 29,622	\$ 1,067	\$ 134,556	\$ 118,489	\$ 16,067	13.6%	
Special Events	\$ 7,333	\$ 82,907	\$ (75,573)	\$ 186,995	\$ 331,627	\$ (144,632)	(43.6%)	
Training and Education	\$ -	\$ 4,000	\$ (4,000)	\$ 4,817	\$ 16,000	\$ (11,183)	(69.9%)	
Misc/Investment Revenue	\$ 97,097	\$ 3,594	\$ 93,503	\$ 120,139	\$ 14,374	\$ 105,765	735.8%	
TOTAL REVENUE	\$ 1,413,528	\$ 1,712,849	\$ (299,321)	\$ 6,672,655	\$ 6,851,395	\$ (178,740)	(2.6%)	
EXPENSES								
Payroll	\$ 948,283	\$ 961,094	\$ (12,811)	\$ 3,757,582	\$ 3,844,377	\$ (86,795)	(2.3%)	
Business Expenses	\$ 7,260	\$ 18,392	\$ (11,132)	\$ 57,420	\$ 73,567	\$ (16,147)	(21.9%)	
Books/Subscriptions/Memberships	\$ 1,004	\$ 2,858	\$ (1,854)	\$ 3,137	\$ 11,433	\$ (8,296)	(72.6%)	
Computer Support	\$ 29,341	\$ 32,917	\$ (3,576)	\$ 112,164	\$ 131,667	\$ (19,503)	(14.8%)	
Contract Services	\$ 55,682	\$ 55,583	\$ 98	\$ 203,177	\$ 222,333	\$ (19,156)	(8.6%)	
Depreciation/Amortization	\$ 16,461	\$ -	\$ 16,461	\$ 62,731	\$ -	\$ 62,731	0.0%	
Education/Tuition	\$ 262	\$ 12,042	\$ (11,780)	\$ 27,043	\$ 48,167	\$ (21,124)	(43.9%)	
Fuel	\$ 12,571	\$ 17,500	\$ (4,929)	\$ 60,761	\$ 70,000	\$ (9,239)	(13.2%)	
Furniture/Equipment, Non-Capital	\$ 498	\$ 15,250	\$ (14,752)	\$ 34,321	\$ 61,001	\$ (26,681)	(43.7%)	
Employee-Related Expenses	\$ 22,283	\$ 17,500	\$ 4,783	\$ 76,336	\$ 70,000	\$ 6,336	9.1%	
Insurance	\$ 202,658	\$ 211,219	\$ (8,561)	\$ 811,056	\$ 844,875	\$ (33,819)	(4.0%)	
Marketing	\$ 2,596	\$ 833	\$ 1,763	\$ 2,807	\$ 3,333	\$ (527)	(15.8%)	
Med Supp/Oxygen/Emergency	\$ 180,282	\$ 45,833	\$ 134,448	\$ 450,727	\$ 183,333	\$ 267,393	145.9%	
Office Supplies/Consumables	\$ 6,131	\$ 4,250	\$ 1,881	\$ 18,127	\$ 17,000	\$ 1,127	6.6%	
Printing/Mailing	\$ 65	\$ 542	\$ (476)	\$ 2,875	\$ 2,167	\$ 708	32.7%	
Rents/Rentals	\$ 53,405	\$ 55,843	\$ (2,438)	\$ 215,483	\$ 223,371	\$ (7,888)	(3.5%)	
Repair/Maintenance	\$ 30,092	\$ 25,958	\$ 4,134	\$ 98,738	\$ 103,833	\$ (5,096)	(4.9%)	
Travel/Meetings	\$ (114)	\$ 17,083	\$ (17,197)	\$ 39,883	\$ 68,333	\$ (28,451)	(41.6%)	
Uniforms	\$ 13,540	\$ 9,750	\$ 3,790	\$ 40,795	\$ 39,000	\$ 1,795	4.6%	
Utilities/Telecommunication	\$ 30,941	\$ 28,133	\$ 2,808	\$ 121,255	\$ 112,533	\$ 8,721	7.8%	
TOTAL EXPENSES	\$ 1,613,242	\$ 1,532,581	\$ 80,661	\$ 6,196,415	\$ 6,130,324	\$ 66,091	1.1%	
CHANGES IN NET ASSETS BEFORE GAINS/LOSSES	\$ (199,714)	\$ 180,268	\$ (379,981)	\$ 476,240	\$ 721,071	\$ (244,831)	(34.0%)	
Gains/Losses	\$ -	\$ -	\$ -	\$ -	\$ -	\$ -	0.0%	
CHANGES IN NET ASSETS	\$ (199,714)	\$ 180,268	\$ (379,981)	\$ 476,240	\$ 721,071	\$ (244,831)	(34.0%)	

For Internal Management Use Only

HARRIS COUNTY EMERGENCY CORPS.
STATEMENT OF FINANCIAL POSITION
As of 4/30/2020

	3/31/2020	4/30/2020
ASSETS		
<i>Current Assets</i>		
<i>Cash and Cash Equivalents</i>	\$ 5,534,621	\$ 5,705,058
<i>Accounts Receivable, Net</i>	\$ 7,295,857	\$ 6,932,724
<i>Prepays</i>	\$ 236,019	\$ 256,401
<i>Other Assets - Short Term</i>		
<i>Total Current Assets</i>	\$ 13,066,497	\$ 12,894,183
<i>Fixed Assets</i>		
<i>Furniture & Equipment</i>	\$ 1,586,816	\$ 1,586,816
<i>Software</i>	\$ 895,519	\$ 895,519
<i>Vehicles</i>	\$ 1,367,962	\$ 1,367,962
<i>Leasehold Improvements</i>	\$ 629,815	\$ 629,815
<i>Work in Process</i>	\$ 202,756	\$ 105,933
<i>Buildings</i>	\$ 559,101	\$ 559,101
<i>Land & Land Improvements</i>	\$ 593,075	\$ 593,075
<i>Customer Accounts</i>	\$ 331,655	\$ 331,655
<i>Accumulated Depreciation/Amortization</i>	\$ (4,531,569)	\$ (4,548,030)
<i>Total Fixed Assets</i>	\$ 1,635,130	\$ 1,521,846
<i>Other Assets</i>		
<i>Security Deposits</i>	\$ 2,021,523	\$ 2,038,994
<i>Deferred Loss on Lease Term - Long Term</i>		
TOTAL ASSETS	\$ 16,723,150	\$ 16,455,023
LIABILITIES & EQUITY		
<i>Liabilities</i>		
<i>Accounts Payable</i>	\$ 260,475	\$ 186,073
<i>Payroll</i>	\$ 569,672	\$ 575,662
<i>NP - BBVA - Short Term</i>		
<i>Other Liabilities Short Term</i>	\$ 584	\$ 584
<i>Total Current Liabilities</i>	\$ 830,731	\$ 762,318
<i>Long Term Liabilities</i>		
<i>NP - BBVA Long Term</i>		
<i>Long Term Liabilities</i>	\$ -	\$ -
<i>Total Liabilities</i>	\$ 830,731	\$ 762,318
<i>Net Assets</i>		
<i>Unrestricted Net Assets</i>	\$ 15,216,465	\$ 15,216,465
<i>Change in Net Assets</i>	\$ 675,954	\$ 476,240
<i>Total Net Assets</i>	\$ 15,892,418	\$ 15,692,705
TOTAL LIABILITIES & EQUITY	\$ 16,723,150	\$ 16,455,023



Harris County Emergency Services District 1
2800 Aldine Bender Road
Houston, Texas 77032

**REGULAR BOARD MEETING
May 27, 2020
ROLL CALL OF COMMISSIONERS**

- CATHY SUNDAY, PRESIDENT**
- SHIRLEY REED, VICE PRESIDENT**
- FRED SCIBUOLA, TREASURER**
- VIRGINIA BAZAN, SECRETARY**
- PETE SERNA, ASSISTANT TREASURER**
- CARYN PAPANTONAKIS, LEGAL COUNSEL TO BOARD**

~~~~~

- JEREMY HYDE, HCEC PRESIDENT**
- HEATH WHITE, HCEC VP OF OPERATIONS**
- KEIR VERNON, HCEC VP OF ADMINISTRATION**
- MARK SMITH, HCEC GENERAL COUNSEL**

