



HARRIS COUNTY EMERGENCY SERVICES DISTRICT #1

BOARD OF COMMISSIONERS
REGULAR MEETING

Meeting Date: Tuesday, April 28, 2020 Location: VIA TELECONFERENCE
Meeting Time: 9:00 a.m. 281-612-4887
Posting Date: Thursday, April 23, 2020

AGENDA


- 1. Call to order
2. Moment of Silence and Pledge of Allegiance
3. Roll Call of Commissioners
4. Adoption of agenda
5. Open Forum\*
6. Open Comments from the Board of Commissioners
7. Review and possibly approve all Meeting Minutes
8. Report from Education for EMS Commissioners Working Group
9. Possible action on the Education for EMS Commissioners Working Group's report
10. Report from Building Committee
11. Possible action on Building Committee report
12. Discuss and possibly approve the Morton Accounting Services' monthly report and authorize payment of bills
13. Possible action on The Morton Accounting Services' monthly report
14. Discuss and possibly approve 2019 financial audit
15. Discuss and possibly approve refinancing construction loan
16. Discuss and possibly approve building maintenance items including surge protection for dispatch centers
17. Discuss and possibly approve building maintenance items including repainting 2800 Aldine Bender
18. Harris County Emergency Corps Report (JH)
19. Possible action on Harris County Emergency Corps Report
20. Adjourn to closed session
a. Meeting closed for the purposes to deliberate the appointment, employment, evaluation, reassignment, duties, discipline, or dismissal of a public employee, up to and including Commissioners, Executive Director, Director(s) and potential appointees to the Board of Commissioners - Tex. Gov't Code § 551.074(a) (1).
b. Confer with attorney re: pending or threatened litigation - Tex. Gov't Code § 551.071(1) (A).
c. Receive advice from attorney regarding legal issues - Tex. Gov't Code § 551.071(2).
d. Discussion regarding the purchase, exchange, lease, or value of real property - Tex. Gov't Code § 551.072.
21. Possible action on closed session
22. Announce next Board meeting
23. Adjourn

APPROVED
Document approved by Harris County ESD-1
Board of Commissioners
By a Majority Vote
on 4-28-2020 (Date)

Handwritten signatures and titles: President of ESD-1, Secretary of ESD-1, TREASURER

HARRIS COUNTY EMERGENCY SERVICES
DISTRICT #1

Caryn Papantonakis
Attorney for the District



\*Persons wishing to speak before the board may speak one time only and will be limited to 5 minutes per speaker



Harris County Emergency Services District 1  
2800 Aldine Bender Road  
Houston, Texas 77032

**REGULAR BOARD MEETING  
April 28, 2020  
ROLL CALL OF COMMISSIONERS**

- CATHY SUNDAY, PRESIDENT
- SHIRLEY REED, VICE PRESIDENT
- FRED SCIBUOLA, TREASURER
- VIRGINIA BAZAN, SECRETARY
- PETE SERNA, ASSISTANT TREASURER
- CARYN PAPANTONAKIS, LEGAL COUNSEL TO BOARD

**APPROVED**  
 Document approved by Harris County ESD-1  
 Board of Commissioners  
 By a Majority Vote  
 on 4-28-2020 (Date)  
 President of ESD-1: *[Signature]*  
 Secretary of ESD-1: *[Signature]*  
 VP: *[Signature]*

~~~~~

- JEREMY HYDE, HCEC PRESIDENT
- HEATH WHITE, HCEC VP OF OPERATIONS
- KEIR VERNON, HCEC VP OF ADMINISTRATION
- MARK SMITH, HCEC GENERAL COUNSEL
- MELISSA MORTON -



**Harris County Emergency Services District 1**  
2800 Aldine Bender Road  
Houston, Texas 77032

**REGULAR BOARD OF COMMISSIONERS MEETING**  
**April 28, 2020**  
**SIGN-IN SHEET**

*Alyssa Hill - CRI Auditors*

*Landon Newton - Government Capital*

*Michael Medwedeff - A&Cm*



**APPROVED**

Document approved by Harris County ESD-1  
Board of Commissioners

By a Majority Vote  
on 4-23-2020 (Date)

*[Signature]*  
President of ESD-1  
T/EA

*[Signature]*  
Secretary of ESD-1

Harris County Emergency Services District 1  
2800 Aldine Bender Road  
Houston, Texas 77032  
Page 1 of 3

**HARRIS COUNTY EMERGENCY SERVICES DISTRICT #1  
BOARD OF COMMISSIONERS  
REGULAR MEETING  
MINUTES – March 31, 2020**

1. **Call to Order:** Fred Scibuola called the meeting to order at 9:08 am.
2. **Moment of Silence and Pledge of Allegiance:** Fred called for a moment of silence at 9:08. Pledge of Allegiance was excluded due to phone meeting.
3. **Roll Call of Commissioners:** Present at call to order were HCESD-1 Commissioners: President Cathy Sunday (9:25am arrival), Vice President Shirley Reed (9:45am arrival), Treasurer Fred Scibuola, Asst. Treasurer Pete Serna, Secretary Virginia Bazan, and Melissa Morton with Morton Accounting Services along with Legal Counsel Caryn Papantonakis. Also present were Harris County Emergency Corps (HCEC) personnel: President Jeremy Hyde and Executive Administrative Asst. Michelle Sterling along with Legal Counsel Mark Smith. Guests present were Michael Medwedeff with AG/CM and Regina Adams with Radcliffe Bobbitt Adams Polley.
4. **Adoption of Agenda:** Pete Serna made a motion to adopt the agenda as presented. Seconded by Fred Scibuola. Motion carried.
5. **Open Forum:** Mr. Jeremy Hyde confirmed guests present on phone.
6. **Open Comments from the Board of Commissioners:** None.
7. **Review and possibly approve all Meeting Minutes:** Motion to approve regular Board of Commissioner Meeting minutes as presented was made by Fred Scibuola. Seconded by Pete Serna. Motion carried.
8. **Report from Education for EMS Commissioner Working Group:** None.
9. **Possible action on the Education for EMS Commissioners Working Group's report:** None.
10. **Report from Building Committee:** Mr. Michael Medwedeff reported as follows: Fire suppression contractor submitted revised drawings on March 10 for Station 97. Approval came through pending architectural provisions. This will provide massive savings. Ricardo resubmitted the plans to Harris County Fire Marshall on the 24<sup>th</sup>. The contractor has already proceeded while awaiting response. March 11-13 underground lines performed and passed inspection. April 6 is the target date for site concrete. Interior finishes are a project hurdle. Mr. Medwedeff will provide digital photos to the building committee due to remote work currently. Project scheduled to finish mid-April. Pay application #3 for Construction Masters will deduct \$250 from Owner's Contingency to eliminate the blinds and switch to double rollers. Station 92/94: March 5<sup>th</sup> Fire Marshall performed site walk for Certificate of Occupancy and did a site walk with HCESD-1 for progress verification on March 19. Mr. Pete Serna suggested shut-off valves for future water issues. Mr. Medwedeff said they can make an access in the wall. He will verify that the box in the ceiling is not already the water cutoff. Pay app #21 includes three allowance expenditures. #27 deduct of \$8,553 from Owner's Contingency for additional plugs and data outlets in 94 call center, #28 deduct of \$3000 from Owner's Contingency for additional power to access control boxes that were not indicated on drawings, and #29 deduct of \$1,464.40 from Owner's Contingency for perimeter fence rental.

11. **Possible action on Building Committee report:** Fred made a motion to accept approval for AER-OC-002 for \$250, AEE-OC-27 for \$8553.00, AER-OC-28 for \$3000, and AER-OC-29 for \$1464.40. Motion carried.
12. **Approve The Morton Accounting Services' monthly report and authorize payment of bills:** At the beginning of February, the Harris County Emergency Services District No 1 (HCESD No 1) beginning operating fund balance was \$20,816,991. During the month, HCESD No 1 received \$4,427,161 in revenue – the majority of which came from the county tax receipts. HCESD No 1 processed \$1,418,290 in disbursements during the month. 94% of this balance is a payment to HCEC for the monthly invoices related to Contract Revenue (\$1,208,609) and to Construction Masters of Houston for the Pay App Request (\$129,379). The ending balance as of February 29, 2020 is \$23,825,862. The invoices pending board approval total \$1,794,337. The audit is going smoothly and is almost completed. There is a slight delay due to COVID-19 and working remotely. The auditors will be able to present their report at the next meeting. Melissa will provide the report prior to the meeting for review. Motion to approve The Morton Accounting Services' monthly report and authorize payment of bills was made by Fred Scibuola. Motion carried.
13. **Possible action on The Morton Accounting Services' monthly report:** None.
14. **Discuss and possibly approve refinancing construction loan:** Mrs. Morton discussed 3 different options with the Board. Her recommendation is to go with option 2 which is a fixed interest rate of 2.15% with no fees or penalties after 5 years. Discussion was made among board members about the options. Motion made by Fred Scibuola to approve the refinance of the loan of \$6 million to option 2 with an interest rate not exceeding 2.15% with a callable of 5 years or less. Shirley Reed seconded. Motion carried. Mrs. Regina Adams presented a letter showing a possible conflict of interest with her current position. The letter explains that she would remove herself in the event that there is a potential conflict. Pete Serna made a motion to accept the conflict letter presented. Fred Scibuola seconded. Motion carried.
15. **Harris County Emergency Corps Report:** HCEC report was given by Mr. Hyde as follows:
  - HCEC responded to 1595 911 calls this month, compared to 1661 in the previous month. Response time is 8:32.
  - HCEC is responding well to the COVID-19 pandemic. We have approximately 7 transports per 24 hours which require full PPE.
  - We are taking steps to keep our employees safe during COVID-19 including self-monitoring, improved sickness guidelines, and working remote when possible. We also locked down our building and are not allowing visitors.
  - HCEC did a live test of the backup dispatch center on 3/26 and it worked well. We dispatched 911 calls for a few hours from that location.
  - As of now, we have an adequate supply of PPE. We have already put in requests to acquire more.
  - HCEC is having daily operational calls in order to track any trends and to make sure that our employees are being properly supported.
  - 4 medics are on quarantine with no symptoms with 1 coming out of quarantine on Friday. 2 employees are symptomatic and awaiting test results.
  - We will be spending several hundred thousand dollars on PPE, additional staffing and paid hours, and food.
  - Ambulance Failures: 10 (0 during response/patient care)
  - Fleet Accident: 0

16. **Possible action on Harris County Emergency Corps Report:** None.
17. **Adjourn to closed session:** None.
18. **Possible action on closed session:** None.
19. **Announce next Board meeting:** The Regular Board of Commissioners meeting will be held on Tuesday, April 28, 2020 at 9:00 am.
20. **Adjourn:** Fred Scibuola made a motion to adjourn. Seconded by Shirley Reed. Motion carried. Meeting adjourned at 10:13 am.

**Allowance Recap as of 4/1/20**

**Owner's Contingency**

1. (17) approved expenditure requests totaling \$99,640.01
2. Current remaining balance is \$359.99
3. Items to be submitted or pending approval
  - a. AER-OC-21: Station 94 Water Service - \$2,994.80
  - b. AER-OC-22: Station 94 After-hours camera inspection - \$3,368.97
  - c. AER-OC-23: FCR #2 Permit Fees - \$290.00
  - d. AER-OC-24: Station 92 Tank Ladder Repairs - \$2,374.00
  - e. AER-OC-25: Core drill opening in brick for tower installation - \$1,275
  - f. AER-OC-26: Furr-out south wall at multi-purpose - \$1,066
  - g. AER-OC-30: Station 94 Fire Line Repairs - \$4,210.99
  - h. AER-OC-31: Station 94 Gate Conduit Repairs - \$5,675
  - i. AER-OC-32: Projector Mount & Power - \$1,411.74

**Graphics Allowance**

1. (2) approved expenditure requests totaling \$11,213
2. \$11,557.10 transferred to hardware allowance to cover shortage
3. Current remaining balance is \$27,229.90

**Hardware Allowance**

1. (2) approved expenditure requests totaling \$111,557.10
2. This exceeds the \$100k allowance so \$11,557.10 was moved from Graphics
3. Current remaining balance is \$0.00

**Smoke Testing**

1. No money spent
2. Current remaining balance is \$5,000.00

**Water Tank**

1. (2) approved expenditure requests totaling \$64,842
2. Current remaining balance is \$15,158.00

**Septic Pumping**

1. (1) approved expenditure request totaling \$550
2. Current remaining balance is \$9,450

**Landscaping Beds**

1. No money spent
2. Current remaining balance is \$10,000.00

**Total Remaining Balance = \$67,197.89**

**Total of Open AER's = \$24,386.17**



**APPROVED**

Document approved by Harris County ESD-1  
Board of Commissioners  
By a Majority Vote

on 4-28-2020 (Date)

*[Signature]*  
President of ESD-1  
*[Signature]*  
Secretary of ESD-1  
*Treasurer*

P.O. Box 1587 – Pearland, Texas 77588 – 281/997-2640 – Fax: 281 / 485-4702

Allowance Expenditure Authorization – Contingency Allowance

Project: HCESD No 1 EMS 97  
Date: 4/24/20  
Request No: AER-OC-003  
To: AG/CM & Martinez Architects

Construction Masters is proposing to make the following changes to the **Contingency Allowance** for the EMS 97 project:

Description:

Modifications to openings 104B, 113B and 120B. Changes to apparatus bay wall.

| Item                                                                | Cost               |
|---------------------------------------------------------------------|--------------------|
| Change in door types during submittal process                       | \$ 1,140.00        |
| Add 90 min rating to door 113B and 120A                             | \$ 650.00          |
| Added extra layers of rock to apparatus bay to give a 2 hour rating | \$ 3,218.28        |
| Adding hat channel to apparatus walls for liner panel.              | \$ 1,072.95        |
| <b>Total</b>                                                        | <b>\$ 6,081.23</b> |

|                                                                 |                     |
|-----------------------------------------------------------------|---------------------|
| Beginning Balance                                               | \$ 55,000.00        |
| Amount of Allowance Expenditures Previously Approved            | \$ 3,505.00         |
| Balance Prior to this Authorization                             | \$ 51,495.00        |
| If approved, the allowance balance will decrease by this amount | \$ 6,081.23         |
| <b>New Allowance Balance</b>                                    | <b>\$ 45,413.77</b> |

Reason:

1. Door type changes during the submittal process.
2. Add 90 min rating to doors 113B and 120A.
3. Added extra layers of rock to apparatus bay to give a 2 hour rating.
4. Adding hat channel to apparatus walls for liner panel.

This is not a change order and does not increase the contract amount.

Attachments: H&H Door and Texas Premier Drywall Systems

Approvals

Owner

Architect/ Engineer/ Designer





H&H Doors and Hardware, LTD. - PO Box 3542, Victoria, TX, 77903 - Phone (361) 578-3664 - Fax (361) 578-0016

|                  |                                        |               |                     |
|------------------|----------------------------------------|---------------|---------------------|
| <b>TO:</b>       | <b>CONSTRUCTION MASTERS OF HOUSTI</b>  | <b>DATE:</b>  | <b>1/23/2020</b>    |
| <b>ATTN:</b>     | <b>DENNIS BUSBY</b>                    | <b>PHONE:</b> | <b>281-960-4491</b> |
| <b>JOB NAME:</b> | <b>HARRIS COUNTY EMS STATION NO 97</b> | <b>FAX:</b>   | <b>281-485-4702</b> |
| <b>JOB #:</b>    | <b>19081</b>                           |               |                     |

Per your request, this proposes a change to our purchase order # 2019.42 dated 10/11/19 for Hollow Metal Frames/Doors, Wood Doors, Finished Hardware & Storefront Hardware, to:

**Change exterior hollow metal assemblies to TDI rated.**

**Change doors at marks 104B & 113B to hollow metal.**

**Change door at mark 120A to fire rated plastic laminate.**

|                                                                |               |                 |
|----------------------------------------------------------------|---------------|-----------------|
| Total Price Increase (Decrease) Tax Not Included, FOB Jobsite: | \$            | <b>1,140.00</b> |
| Tax:                                                           | <b>EXEMPT</b> |                 |
| <b>Total Of Proposed Changes:</b>                              | <b>\$</b>     | <b>1,140.00</b> |

**Notes:**

- Your order will be on hold pending approval of this change order for no longer than \_\_\_\_ days.
- If we have not received authorization within \_\_\_\_ days after receipt of all required information to proceed with this order, we will proceed with the order as approved in order to avoid any delay in the current project's delivery schedule and this PCO will be void.
- Payable to H&H Doors & Hardware, LTD. 17610 NW Zac Lentz Parkway, Victoria, Texas 77905, Victoria County.
- This document serves as a "proposed change order" acknowledging the products to be supplied and the price to be added to the original purchase order.
- All work covered by this change shall be performed under the same terms and conditions as in the original purchase order and to match previous material and manufacturers, if applicable.
- This quote is subject to change if we are not notified to proceed by your signature below or if directed not to proceed, this quote is invalid.
- Prior to proceeding with the above changes, H&H must be in receipt of an executed Change Order inclusive of a change order number, or a new executed purchase order.

**Changes Accepted by:**  
 Authorized Signature \_\_\_\_\_  
 Sign / Print \_\_\_\_\_

**Change Order Number, #** \_\_\_\_\_  
**New Purchase Order, #** \_\_\_\_\_  
**Date of Acceptance** \_\_\_\_\_

**Changes Proposed by:**  
 Authorized Signature Jace Woodstock

**Date of Acceptance** 1/23/2020



PROPOSED CHANGE ORDER # 3r1

H&H Doors and Hardware, LTD. - PO Box 3542, Victoria, TX, 77903 - Phone (361) 578-3664 - Fax (361) 578-0016

TO: CONSTRUCTION MASTERS OF HOUSTON DATE: 3/31/2020 REV 4/22/2020
ATTN: DENNIS BUSBY PHONE: 281-960-4491
JOB NAME: HARRIS COUNTY EMS STATION NO 97 FAX: 281-485-4702
JOB #: 19081

Per your request, this proposes a change to our purchase order # 2019-42 dated 10/11/19 for Hollow Metal Frames/Doors, Wood Doors, Finished Hardware & Storefront Hardware, per RSD, to:

CHANGE OPENINGS 113B AND 120A TO 90 MIN FIRE RATED

113B-WALL TYPE N 7 5/8" THICK, ADD ONE LAYER OF SHEET ROCK TO BOTH SIDES 7 5/8 + 5/8 + 5/8 = 8 7/8" THROAT 9 7/8" DEPTH
113B WILL BE SUPPLIED WITH A 8 7/8" FRAME THROAT AND 9 7/8" FRAME DEPTH

120A-WALL TYPE B1 4 7/8" THICK, ADD ONE LAYER OF SHEET ROCK TO BOTH SIDES 4 7/8 + 5/8 + 5/8 = 6 1/8" THROAT 7 1/8" DEPTH
120A WILL BE SUPPLIED WITH A 6 1/8" FRAME THROAT AND 7 1/8" FRAME DEPTH

\*BECAUSE 120A HAS A NARROW LITE WITH A 90 MIN RATING, PLEASE INDICATE GLASS THICKNESS THAT WILL BE PROVIDED BY OTHERS SO WE CAN PROVIDE THE CORRECT LITE KIT TO ACCOMMODATE THE GLASS\* MFG STANDARD IS 3/16" FIRELITE

Total Price Increase (Decrease) Tax Not Included, FOB Jobsite: \$ 650.00
Tax: EXEMPT
Total Of Proposed Changes: \$ 650.00

Notes:

- Your order will be on hold pending approval of this change order, until receipt of approved shop drawings and all required information needed to complete the order.
- Required information status for current job:
- If we have not received authorization within days after receipt of all required information to proceed with this order, we will proceed with the order as approved in order to avoid any delay in the current project's delivery schedule and this PCO will be void.
- Payable to H&H Doors & Hardware, LTD, 17610 NW Zac Lentz Parkway, Victoria, Texas 77905, Victoria County.
- This document serves as a "proposed change order" acknowledging the products to be supplied and the price to be added to the original purchase order.
- All work covered by this change shall be performed under the same terms and conditions as in the original purchase order and to match previous material and manufacturers, if applicable.
- This quote is subject to change if we are not notified to proceed by your signature below or if directed not to proceed, this quote is invalid.
- Prior to proceeding with the above changes, H&H must be in receipt of an executed Change Order inclusive of a change order number, or a new executed purchase order.

Changes Accepted by:
Authorized Signature
Sign / Print

Change Order Number, #
New Purchase Order, #
Date of Acceptance

Changes Proposed by: Jace Woodstock
Authorized Signature

Date of Acceptance 3/31/2020 REV 4/22/2020

## DRYWALL SYSTEMS

Ref.# CO-0002

External/RCO#

GC Ref#

Date Apr 15, 2020

Job # 1445

To: **Construction Masters of Houston**  
PO Box 1587  
Pearland, TX 77588  
Phone: 281.997.2640 Fax: 281.485.4702

Project: **HC EMS 97**  
15600 Woodland Hills Drive  
Humble, TX 77346

Description: Add furring channel on apparatus bay side of 2 hour fire wall

| Labor              | # of Men | Quantity UOM | Unit Total | Rate  | Total           |
|--------------------|----------|--------------|------------|-------|-----------------|
| Carpenter          | 2        | 8.00 Hrs     | 16.00      | 39.50 | \$632.00        |
| <b>Total Labor</b> |          |              |            |       | <b>\$632.00</b> |

| Material                             | Size | Quantity UOM | Unit Price | Total           |
|--------------------------------------|------|--------------|------------|-----------------|
| 7/8" FURRING CHANNEL 20GA. (30MILS)  | 10'  | 50.00 PCS    | .462 LF    | \$231.00        |
| FASTENERS, SHOTS, PINS, BOLTS, MISC. | -    | 1.00 EA      | 70.00 EA   | \$70.00         |
| <b>Total Material</b>                |      |              |            | <b>\$301.00</b> |

REQUESTED BY:  
ON BEHALF OF: **Construction Masters of Houston**  
ESTIMATOR: James Chamberlain

|                        |                        |
|------------------------|------------------------|
| <b>Labor Total:</b>    | <b>\$632.00</b>        |
| <b>Material Total:</b> | <b>\$301.00</b>        |
| <b>Sub Total:</b>      | <b>\$933.00</b>        |
| <b>Mark Up:</b>        | <b>\$139.95 15.00%</b> |
| <b>Total:</b>          | <b>\$1,072.95</b>      |

SUBMITTED BY: Dale C Parchman

## DRYWALL SYSTEMS

Ref.# CO-0001

External/RCO#

GC Ref#

Date Mar 05, 2020

Job # 1445

**To: Construction Masters of Houston**  
 PO Box 1587  
 Pearland, TX 77588  
 Phone: 281.997.2640 Fax: 281.485.4702

**Project: HC EMS 97**  
 15600 Woodland Hills Drive  
 Humble, TX 77346

**Description:** Change 1 HR wall to a 2 HR wall

| Labor              | # of Men | Quantity UOM | Unit Total | Rate  | Total             |
|--------------------|----------|--------------|------------|-------|-------------------|
| Carpenters         | 2        | 20.00 Hrs    | 40.00      | 39.50 | \$1,580.00        |
| Finisher           | 1        | 8.00 Hrs     | 8.00       | 39.50 | \$316.00          |
| <b>Total Labor</b> |          |              |            |       | <b>\$1,896.00</b> |

| Material                                     | Size   | Quantity UOM | Unit Price | Total           |
|----------------------------------------------|--------|--------------|------------|-----------------|
| 5/8" TYPE "X" DRYWALL                        | 4'X12' | 40.00 SHT    | .35 SQFT   | \$672.00        |
| AD FIREBARRIER SILICONE - RED - (304ML)      | TUBE   | 5.00 EA      | 14.00 EA   | \$70.00         |
| USG PLUS-3 LW - 3.5 BOX                      | -      | 10.00 EA     | 10.00 EA   | \$100.00        |
| DRYWALL PAPER JOINT TAPE 2-1/16" X 250' ROLL | ROLL   | 3.00 EA      | 3.50 EA    | \$10.50         |
| FASTENERS, SHOTS, PINS, BOLTS, MISC.         | -      | 1.00 EA      | 50.00 EA   | \$50.00         |
| <b>Total Material</b>                        |        |              |            | <b>\$902.50</b> |

**REQUESTED BY:**

**ON BEHALF OF: Construction Masters of Houston**  
**ESTIMATOR: James Chamberlain**

**SUBMITTED BY: Dale C Parchman**

|                         |                        |
|-------------------------|------------------------|
| <b>Labor Total:</b>     | <b>\$1,896.00</b>      |
| <b>Material Total:</b>  | <b>\$902.50</b>        |
| <b>Sub Trade Total:</b> | <b>\$0.00</b>          |
| <b>Cleanup Total:</b>   | <b>\$0.00</b>          |
| <b>Equipment Total:</b> | <b>\$0.00</b>          |
| <b>Misc. Total:</b>     | <b>\$0.00</b>          |
| <b>Sub Total:</b>       | <b>\$2,798.50</b>      |
| <b>Mark Up:</b>         | <b>\$419.78 15.00%</b> |
| <b>Total:</b>           | <b>\$3,218.28</b>      |



P.O. Box 1587 – Pearland, Texas 77588 – 281/997-2640 – Fax: 281 / 485-4702

Allowance Expenditure Authorization – Contingency Allowance


Project: HCESD No 1 – EMS 92 & 94  
Date: 4/1/20  
Request No: AER-OC-32

Construction Masters is proposing to make the following changes to the **Contingency** Allowance:  
Description: Add receptacles for ceiling mounter projector and access control at opening A105A.

| Item                                                            | Cost               |
|-----------------------------------------------------------------|--------------------|
| Electrical labor and materials                                  | \$ 762.54          |
| Projector Mount (see spec sheet)                                | \$ 304.20          |
| Projector Mount Installation                                    | \$ 345.00          |
|                                                                 |                    |
|                                                                 |                    |
|                                                                 |                    |
| <b>Total</b>                                                    | <b>\$ 1,411.74</b> |
| If approved, the allowance balance will decrease by this amount | \$ 1,411.74        |


This is not a change order and does not increase the contract amount.


Approvals

  
\_\_\_\_\_  
Owner

\_\_\_\_\_  
Architect/ Engineer/ Designer

**APPROVED**  
Document approved by Harris County **ESD-1**  
Board of Commissioners  
By a Majority Vote  
on 4-28-2020 (Date)

  
\_\_\_\_\_  
President of ESD-1

  
\_\_\_\_\_  
Secretary of ESD-1

Treasurer



**Professional Solutions - Unrivaled Value**

Complete projector mount kit with suspended ceiling adapter. Three adjustable drop lengths (6" to 11", 12" to 18", 18" to 24"). Ideal for projectors weighing up to 50 lb. Built-in roll, pitch and yaw adjustments make alignment fast and easy. Quick release mechanism allows projector to be easily removed for service. Compatible with all 1.5 NPT threaded pipe.

50 LB / 22.7 kg

**Functional Specifications**

**Roll:**  $\pm 6^\circ$

**Pitch:**  $\pm 25^\circ$

**Yaw:**  $360^\circ$

**Mounting Surfaces:** Structural wood beams (with included hardware) & concrete & other structural surfaces (requires additional hardware or accessories)

**Max Mounting Pattern:**

16.9" (430mm) width

16.9" (430mm) height

**Load Capacity:** 50 LB / 22.7kg

■ **Universal Sizes**

*Universal ceiling mount for projectors weighing up to 50lb.*

■ **Pre-Assembled**

*Completely pre-assembled mounting interface for quick installation.*

■ **Easy Access**

*Quick release mechanism allows for easy service of projector.*

■ **Fully Adjustable**

*Roll, pitch and yaw adjustments with standard screwdriver.*

■ **Standard Interface**


*Mounts above false ceiling tile on standard 2'x2' or 2'x4' grid system.*

■ **Three Available Lengths**

*Available in 6"-11", 12"-18" and 18"-24" adjustable lengths.*

■ **Included Hardware**

*Pre-sorted hardware pack for easy component selection and installation (hardware for installation to wood studs or concrete surfaces included).*





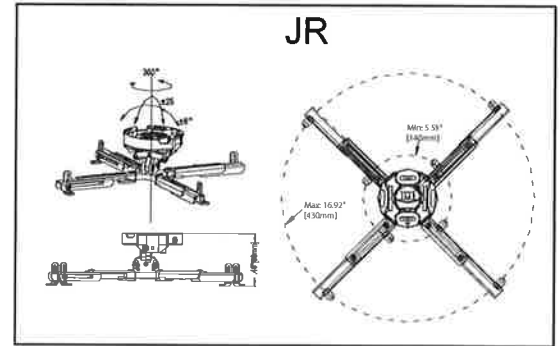
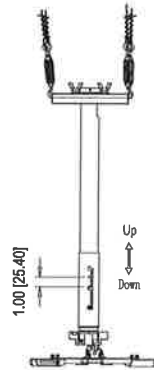
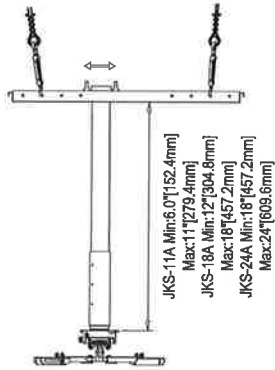
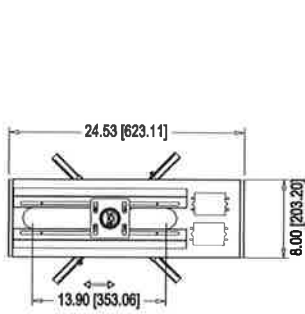
# Suspended Ceiling Projector Kit

Fits most projectors weighing 50lb or less

JKS-11A

JKS-18A

JKS-24A



| Product Specifications |                 |        |                                  | Package Specifications |             |          |  |
|------------------------|-----------------|--------|----------------------------------|------------------------|-------------|----------|--|
| PRODUCT WEIGHT         | LOAD CAPACITY   | COLORS | FINISH                           | PACKAGE SIZE (WxHxD)   | SHIP WEIGHT | UPC CODE |  |
| 12.8lb                 | 50 lb (22.7 Kg) | Black  | Scratch resistant powder coating | 12"x9"x7"              | 17.8lb      | JKR-11A  |  |
| 14.1lb                 |                 |        |                                  | 18.8lb                 | JKR-18A     |          |  |
| 15.2lb                 |                 |        |                                  | 20lb                   | JKR-24A     |          |  |

## Accessories

### Suspended Ceiling Adapter



CAS1W

For mounting above a false ceiling tile. 13° of lateral shift for fast project adjustment. Compatible with all 1.5" NTP threaded pipe.



CAS2W

Replaces a standard 2' x 2' grid. 13° of lateral shift for fast project adjustment. Compatible with all 1.5" NTP threaded pipe.

### Structural Ceiling Adapters



CA1  
Wood Single Joist / Concrete



CA2  
Wood 16" Double Joist / Concrete



CA4  
General Purpose 4x4"



CA8  
General Purpose 8x8"

### Truss Ceiling Adapter



CAT3

Mounts to round, square and rectangular trusses from .75" up to 3" in diameter and is compatible with all 1.5" NTP threaded pipe.

### Vaulted Ceiling Adapters



CAV1

For installation on cathedral or vaulted ceilings. Adjusts up to 94° and is compatible with all 1.5" NTP threaded pipe.

### Unistrut Ceiling Adapters



CAU1  
Bracket and hardware for mounting to single 1-5/8"x1-5/8" Unistrut

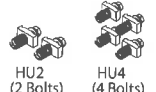


CAU4  
Bracket and hardware (4x4) for mounting to standard 1-5/8"x1-5/8" dual channels spaced on 2.25" centers.



CAU8  
Bracket and hardware (8x8) for mounting to standard 1-5/8"x1-5/8" dual channels spaced on 6" centers.

### Unistrut Bolts



HU2 (2 Bolts) HU4 (4 Bolts)  
3/8" bolts and spring nuts for mounting ceiling brackets to standard 1-5/8"x1-5/8" Unistrut HU2 / HU2

### Fixed Columns

Static ceiling columns for use with all ceiling adapters using standard 1.5" NTP interfaces. Connectors (sold separately) give ability to extend drop lengths by connecting two or more columns. Cable management with a completely open interior.



| BLACK | SILVER | WHITE | DROP |
|-------|--------|-------|------|
| E06   | E06S   | E06W  | 6"   |
| E1    | E1S    | E1W   | 12"  |
| E018  | E018S  | E018W | 18"  |
| E2    | E2S    | E2W   | 2'   |
| E3    | E3S    | E3W   | 3'   |
| E4    | E4S    | E4W   | 4'   |
| E5    | E5S    | E5W   | 5'   |
| E6    | E6S    | E6W   | 6'   |
| E7    | E7S    | E7W   | 7'   |
| E8    | E8S    | E8W   | 8'   |
| E9    | E9S    | E9W   | 9'   |
| E10   | E10S   | E10W  | 10'  |

### Adjustable Columns

Adjustable extension columns designed for use with all ceiling adapters using standard 1.5" NTP interfaces. Column allows for flexibility with quick 1" incremental drop length adjustments and cable management with a completely open interior. Connectors (sold separately) give ability to extend drop lengths by connecting two or more columns.



| BLACK   | SILVER   | WHITE    | DROP    |
|---------|----------|----------|---------|
| EA0611  | EA0611S  | EA0611W  | 6"-11"  |
| EA01218 | EA01218S | EA01218W | 12"-18" |
| EA01824 | EA01824S | EA01824W | 18"-24" |
| EA23    | EA23S    | EA23W    | 2'-3'   |
| EA24    | EA24S    | EA24W    | 2'-4'   |
| EA35    | EA35S    | EA35W    | 3'-5'   |
| EA46    | EA46S    | EA46W    | 4'-6'   |
| EA57    | EA57S    | EA57W    | 5'-7'   |
| EA68    | EA68S    | EA68W    | 6'-8'   |
| EA79    | EA79S    | EA79W    | 7'-9'   |
| EA810   | EA810S   | EA810W   | 8'-10'  |
| EA911   | EA911S   | EA911W   | 9'-11'  |
| EA1012  | EA1012S  | EA1012W  | 10'-12' |

Visit [crimsonav.com](http://crimsonav.com) to see the full line of vidamounts LCD/plasma, projector and TV/monitor mounts. © 2010 Crimson AV LLC. All rights reserved.

[www.crimsonav.com](http://www.crimsonav.com) | ph: 866.668.6888 | fax: 847.919.3483 | [support@crimsonav.com](mailto:support@crimsonav.com)

**SGG - Generators/Electrical Contractors**  
 4501 Dixie Farm Rd  
 Pearland, TX 77581 US  
 281-648-2177  
 customercare@stormgg.com  
 www.stormgg.com

**Invoice 382691**



|                                                                                 |                                                                                 |                           |                                      |                               |
|---------------------------------------------------------------------------------|---------------------------------------------------------------------------------|---------------------------|--------------------------------------|-------------------------------|
| <b>BILL TO</b><br>Construction Masters<br>3908 3rd Street<br>Pearland, TX 77581 | <b>SHIP TO</b><br>Construction Masters<br>3908 3rd Street<br>Pearland, TX 77581 | <b>DATE</b><br>03/26/2020 | <b>PLEASE PAY</b><br><b>\$762.54</b> | <b>DUE DATE</b><br>04/25/2020 |
|---------------------------------------------------------------------------------|---------------------------------------------------------------------------------|---------------------------|--------------------------------------|-------------------------------|

| DATE       | ACTIVITY                               | DESCRIPTION                                                                      | QTY |
|------------|----------------------------------------|----------------------------------------------------------------------------------|-----|
| 03/26/2020 | <b>Electrical Contracting</b>          | Run power to door controllers, add plug for projector at EMS 92 (materials only) | 1   |
| 03/26/2020 | <b>Electrical Services (journeyma)</b> | Journeyman electrician labor services                                            | 4   |
| 03/26/2020 | <b>Electrical Services (Apprentic)</b> | Apprentice electrician labor services                                            | 4   |

Don't forget we provide power services for just about everything!

**TOTAL DUE** **\$762.54**

---

THANK YOU.





P.O. Box 1587 – Pearland, Texas 77588 – 281/997-2640 – Fax: 281 / 485-4702

Allowance Expenditure Authorization – Contingency Allowance

Project: HCESD No 1 – EMS 92 & 94

Date: 4/24/20

Request No: AER-OC-33

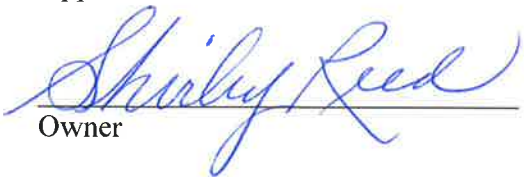
Construction Masters is proposing to make the following changes to the **Contingency** Allowance:

Description: Add 3 TLS1 cards per station to OHD motors and required electrical. In Response to RFI #27.

| Item                                                            | Cost        |
|-----------------------------------------------------------------|-------------|
| Electrical labor and materials                                  | \$ 2,184.00 |
| TLS1 Card Material and Labor                                    | \$ 1,885.00 |
|                                                                 |             |
|                                                                 |             |
|                                                                 |             |
| Total                                                           | \$ 4,069.00 |
| If approved, the allowance balance will decrease by this amount | \$ 4,069.00 |

This is not a change order and does not increase the contract amount.

Approvals

  
Owner

\_\_\_\_\_  
Architect/ Engineer/ Designer



**Generators - Electrical Contractors**

4501 Dixie Farm Rd – Suite 100 – Pearland, TX 77581 - 281-648-2177 – Fax: 281-648-2577

**CHANGE ORDER BETWEEN CONTRACTOR AND SUB-CONTRACTOR / VENDOR**

C.O. # 13  
Date: April 23, 2020  
Project: Harris County EMS #94 & #94

Job Number: N/A  
Requesting POC: Dennis Busby

The contract proposed changes are as follows:

| Add controls to overhead motor to strobes                         |              |
|-------------------------------------------------------------------|--------------|
| <b>EMS #92 Connect 3 strobes</b>                                  | <b>Total</b> |
| 1. Materials                                                      | \$225        |
| 2. Labor (1 day 2 men)1.7 per strobe                              | \$867        |
| <b>EMS #94 Connect 3 strobes</b>                                  |              |
| 1. Materials                                                      | \$225        |
| 2. Labor (1 day 2 men)1.7 per strobe                              | \$867        |
| The contract will increase by this change order in the amount of: | \$2,184      |

*Note: Not valid until signed by the contractor*

Contractor:  
Construction Masters of Houston

Signature:

Date:



Fairborn Equipment South Texas  
 32015 Tamina Rd  
 Magnolia, TX 77354  
 281-435-8097

4/16/2020

PROPOSAL SUBMITTED TO:  
 Dennis Busby

WORK PERFORMED AT:  
 EMS 92/94

| Description | Total Cost |
|-------------|------------|
|-------------|------------|

6 ea. - TLS1 Card, Timer Light Status Card from Liftmaster

*No tax is included. Will be added if necessary*

*No inline fuses or strobe lights included in this quote.*

*Price includes Material, Mechanical Installation, and Freight. NO ELECTRICAL IS INCLUDED IN THIS QUOTE.*

|                      |            |
|----------------------|------------|
| SUB TOTAL            | \$ 1885.00 |
| NEW CONSTRUCTION TAX | \$         |
| TOTAL                | \$ 1885.00 |

All material is guaranteed to be as specified and the above work to be performed in accordance with the drawings and specification submitted for above work and completed in a substantial workmanlike manner for the sum of \$ 1885.00 , with payment to be made as follows: PROGRESSIVE DRAW.

Any alteration or deviation from above specifications involving additional costs will be executed only upon written orders and will become an extra charge over and above this estimate. All agreements are contingent upon strikes, accidents or any delays which are beyond our control. It is the Owner's responsibility to carry property insurance coverage on the work described herein. Fairborn Equipment South Texas LLC will provide General Liability and Worker's Compensation insurance coverage. This proposal is good for 30 days.

Respectfully Submitted:

Fairborn Equipment South Texas

Thad Bolin  
 Vice-President

The above prices, specifications, conditions and payment terms are satisfactory and hereby accepted. You are authorized to do the work as specified.

ACCEPTED: \_\_\_\_\_ Date: \_\_\_\_\_  
 (Company Name)  
 By: \_\_\_\_\_ Title: \_\_\_\_\_

# AIA<sup>®</sup> Document G704<sup>™</sup> – 2017

## Certificate of Substantial Completion

|                                                                                                                        |                                                                                                                                      |                                                                                                                                     |
|------------------------------------------------------------------------------------------------------------------------|--------------------------------------------------------------------------------------------------------------------------------------|-------------------------------------------------------------------------------------------------------------------------------------|
| <b>PROJECT:</b> <i>(name and address)</i><br>Harris County Emergency Corps HCESD1<br>EMS Fire Stations #92             | <b>CONTRACT INFORMATION:</b><br>Contract For: General Construction<br><br>Date: May 23, 2018                                         | <b>CERTIFICATE INFORMATION:</b><br>Certificate Number: 01<br><br>Date: April 7, 2020                                                |
| <b>OWNER:</b> <i>(name and address)</i><br>Harris County ESD #1<br><br>2800 Aldine Bender Road<br>Houston, Texas 77032 | <b>ARCHITECT:</b> <i>(name and address)</i><br>Joiner Architects, Inc.<br><br>700 Rockmead Drive, Suite 265<br>Kingwood, Texas 77339 | <b>CONTRACTOR:</b> <i>(name and address)</i><br>Construction Masters of Houston, Inc.<br><br>P.O. Box 1587<br>Pearland, Texas 77588 |

The Work identified below has been reviewed and found, to the Architect's best knowledge, information, and belief, to be substantially complete. Substantial Completion is the stage in the progress of the Work when the Work or designated portion is sufficiently complete in accordance with the Contract Documents so that the Owner can occupy or utilize the Work for its intended use. The date of Substantial Completion of the Project or portion designated below is the date established by this Certificate.  
*(Identify the Work, or portion thereof, that is substantially complete.)*

|                              |                                                                                   |                        |                                |
|------------------------------|-----------------------------------------------------------------------------------|------------------------|--------------------------------|
| Joiner Architects, Inc.      |  | CHAD JOINER<br>PARTNER | March 12, 2020                 |
| ARCHITECT <i>(Firm Name)</i> | SIGNATURE                                                                         | PRINTED NAME AND TITLE | DATE OF SUBSTANTIAL COMPLETION |

### WARRANTIES

The date of Substantial Completion of the Project or portion designated above is also the date of commencement of applicable warranties required by the Contract Documents, except as stated below:  
*(Identify warranties that do not commence on the date of Substantial Completion, if any, and indicate their date of commencement.)*

### WORK TO BE COMPLETED OR CORRECTED



A list of items to be completed or corrected is attached hereto, or transmitted as agreed upon by the parties, and identified as follows:  
*(Identify the list of Work to be completed or corrected.)*  
See attached punch list.

The failure to include any items on such list does not alter the responsibility of the Contractor to complete all Work in accordance with the Contract Documents. Unless otherwise agreed to in writing, the date of commencement of warranties for items on the attached list will be the date of issuance of the final Certificate of Payment or the date of final payment, whichever occurs first. The Contractor will complete or correct the Work on the list of items attached hereto within Thirty (30) days from the above date of Substantial Completion.

Cost estimate of Work to be completed or corrected: \$20,000.00

The responsibilities of the Owner and Contractor for security, maintenance, heat, utilities, damage to the Work, insurance, and other items identified below shall be as follows:  
*(Note: Owner's and Contractor's legal and insurance counsel should review insurance requirements and coverage.)*

The Owner and Contractor hereby accept the responsibilities assigned to them in this Certificate of Substantial Completion:

|                                          |                                                                                     |                         |           |
|------------------------------------------|-------------------------------------------------------------------------------------|-------------------------|-----------|
| Construction Masters of<br>Houston, Inc. |  | Justin Davis, President | 4-27-2020 |
| CONTRACTOR <i>(Firm Name)</i>            | SIGNATURE                                                                           | PRINTED NAME AND TITLE  | DATE      |
| Harris County ESD #1                     |  | FRED SCIBUOLA-TREASURER | 4-28-2020 |
| OWNER <i>(Firm Name)</i>                 | SIGNATURE                                                                           | PRINTED NAME AND TITLE  | DATE      |

# AIA<sup>®</sup> Document G704<sup>™</sup> – 2017

## Certificate of Substantial Completion

|                                                                                                                        |                                                                                                                                      |                                                                                                                                     |
|------------------------------------------------------------------------------------------------------------------------|--------------------------------------------------------------------------------------------------------------------------------------|-------------------------------------------------------------------------------------------------------------------------------------|
| <b>PROJECT:</b> <i>(name and address)</i><br>Harris County Emergency Corps HCESD1<br>EMS Fire Stations #92             | <b>CONTRACT INFORMATION:</b><br>Contract For: General Construction<br><br>Date: May 23, 2018                                         | <b>CERTIFICATE INFORMATION:</b><br>Certificate Number: 01<br><br>Date: April 7, 2020                                                |
| <b>OWNER:</b> <i>(name and address)</i><br>Harris County ESD #1<br><br>2800 Aldine Bender Road<br>Houston, Texas 77032 | <b>ARCHITECT:</b> <i>(name and address)</i><br>Joiner Architects, Inc.<br><br>700 Rockmead Drive, Suite 265<br>Kingwood, Texas 77339 | <b>CONTRACTOR:</b> <i>(name and address)</i><br>Construction Masters of Houston, Inc.<br><br>P.O. Box 1587<br>Pearland, Texas 77588 |

The Work identified below has been reviewed and found, to the Architect's best knowledge, information, and belief, to be substantially complete. Substantial Completion is the stage in the progress of the Work when the Work or designated portion is sufficiently complete in accordance with the Contract Documents so that the Owner can occupy or utilize the Work for its intended use. The date of Substantial Completion of the Project or portion designated below is the date established by this Certificate.  
*(Identify the Work, or portion thereof, that is substantially complete.)*

Joiner Architects, Inc.  
ARCHITECT *(Firm Name)*

  
SIGNATURE

CHAD JOINER  
PARTNER  
PRINTED NAME AND TITLE

March 12, 2020  
DATE OF SUBSTANTIAL COMPLETION

### WARRANTIES

The date of Substantial Completion of the Project or portion designated above is also the date of commencement of applicable warranties required by the Contract Documents, except as stated below:  
*(Identify warranties that do not commence on the date of Substantial Completion, if any, and indicate their date of commencement.)*

### WORK TO BE COMPLETED OR CORRECTED

A list of items to be completed or corrected is attached hereto, or transmitted as agreed upon by the parties, and identified as follows:  
*(Identify the list of Work to be completed or corrected.)*  
See attached punch list.

The failure to include any items on such list does not alter the responsibility of the Contractor to complete all Work in accordance with the Contract Documents. Unless otherwise agreed to in writing, the date of commencement of warranties for items on the attached list will be the date of issuance of the final Certificate of Payment or the date of final payment, whichever occurs first. The Contractor will complete or correct the Work on the list of items attached hereto within Thirty (30) days from the above date of Substantial Completion.

Cost estimate of Work to be completed or corrected: \$20,000.00

The responsibilities of the Owner and Contractor for security, maintenance, heat, utilities, damage to the Work, insurance, and other items identified below shall be as follows:

*(Note: Owner's and Contractor's legal and insurance counsel should review insurance requirements and coverage.)*

The Owner and Contractor hereby accept the responsibilities assigned to them in this Certificate of Substantial Completion:

Construction Masters of  
Houston, Inc.  
CONTRACTOR *(Firm Name)*

  
SIGNATURE

Justin Davis, President  
PRINTED NAME AND TITLE

4-27-2020  
DATE

Harris County ESD #1  
OWNER *(Firm Name)*

  
SIGNATURE

FRED SCIBUOLA - TREASURER  
PRINTED NAME AND TITLE

4-28-2020  
DATE

4/28/2018

| Trade               | Photo # | Rm.No.                 | Description                                                                                       | Initials    |
|---------------------|---------|------------------------|---------------------------------------------------------------------------------------------------|-------------|
| <b>Source: AGCM</b> |         |                        |                                                                                                   |             |
| Specialties         | 7       | A116                   | No FEC installed. Looks like there is one detailed on A201                                        | <b>OPEN</b> |
| ADA                 | N/A     | N/A                    | No Striping or ADA Painting/Signage                                                               | <b>OPEN</b> |
| <b>Source: HCEC</b> |         |                        |                                                                                                   |             |
|                     |         | A101                   | Remove carboard from diffusers                                                                    | <b>OPEN</b> |
|                     |         | A101                   | Remove protective covers from smoke detectors                                                     | <b>OPEN</b> |
| Architectural       | 20      | A101                   | Repair dywall/caulk etc behind column                                                             | <b>OPEN</b> |
| Mechanical          | 18      | A105                   | Thermostat has screw hole beside needs repair and PTU                                             | <b>OPEN</b> |
| Data                | 19      | A105                   | PTU at fixed data outlet.                                                                         | <b>OPEN</b> |
| Data/Electrical     | 27      | A106                   | Label Conduits                                                                                    | <b>OPEN</b> |
| Millwork            | 16      | A113                   | Counter top scratched bad by outlet at left of sink                                               | <b>OPEN</b> |
| Doors               | 13      | A121                   | Install threshold and door sweep                                                                  | <b>OPEN</b> |
| Plumbing            | 12      | A131                   | Floor drain concrete needs sealing.                                                               | <b>OPEN</b> |
| Masonry             | 28      | Exterior East side     | Rodent guards at weep holes entire building                                                       | <b>OPEN</b> |
| Fencing             | 1       | West Exterior          | Repair Damaged Fence                                                                              | <b>OPEN</b> |
| Plumbing            | 4       | West Exterior          | Flex pipe installed incorrectly on generator. Flex pipe must be vertical inside cabinet           | <b>OPEN</b> |
| Access Control      | N/A     | North Exterior         | Verify gate controller is Operational                                                             | <b>OPEN</b> |
| Access Control      | 5       | Premise Access         | All readers and inoperable                                                                        | <b>OPEN</b> |
| Access Control      | 6       | Premise Access         | Driveway to bay side door missing card reader                                                     | <b>OPEN</b> |
| Access Control      | 22      | Premise Access         | Training room- wrong doors installed, not setup for electronic access, no access hinges installed | <b>OPEN</b> |
| Data                | 27      | Premise Access         | Conduit needs labeling in server room                                                             | <b>OPEN</b> |
| Well Tank           |         | Well Tank              | Address Leaking at base and mid seam of tank                                                      | <b>OPEN</b> |
| Electrical          |         | Well Tank              | Address Securement of 3/4" conduit to float switch. (Currently Taped).                            | <b>OPEN</b> |
| Fire Supression     |         | Fire Control Pump Room | Leak at 1/4" tube under control panel (looks like a pressure transducer).                         | <b>OPEN</b> |

Contractor \_\_\_\_\_  
 User Representative 

\_\_\_\_\_ Date Completed

4/29/2013

| Trade                                     | Photo # | Rm.No.             | Description                                                                                                                                                                                                                                      | 7/10/2013 | Initials |
|-------------------------------------------|---------|--------------------|--------------------------------------------------------------------------------------------------------------------------------------------------------------------------------------------------------------------------------------------------|-----------|----------|
| Controls                                  |         | Ambulance Bay      | Amber lights constantly flashing.                                                                                                                                                                                                                |           | OPEN     |
|                                           |         | Ambulance Bay      | CO2 Monitor needs to be wired hot. Place blank plate in lieu of switch.                                                                                                                                                                          |           | OPEN     |
|                                           |         | Ambulance Bay      | Address Bay Fan Operation Issues.                                                                                                                                                                                                                |           | OPEN     |
| <b>Source: DAC Controls (TAB)</b>         |         |                    |                                                                                                                                                                                                                                                  |           |          |
|                                           |         | Dampers            | Balancing dampers for linear slots<br>Resolution: The linear slots are adjustable flow for control of airflow per approved submittals.                                                                                                           |           | VERIFY   |
|                                           |         | TEF-8              | Resolution: The EFs need the speed controllers installed to achieve required cfm, this is a high voltage installation.                                                                                                                           |           | VERIFY   |
|                                           |         | OA-FCU-1           | Resolution: Controls in progress                                                                                                                                                                                                                 |           | VERIFY   |
|                                           |         | OA-FCU-2           | Unit is operational running at 166%<br>Resolution: Controls in progress.<br>***Report – Current pulley is a 9" Bk90 1275, 3/4" shaft, and a bx39 belt***<br>TAB company will advise on adjustment and accessories to achieve spec for equipment. |           | VERIFY   |
|                                           |         | FCU's              | Filters<br>Resolution: Filters have been changed on 3 separate dates                                                                                                                                                                             |           | VERIFY   |
|                                           |         | FCU-1              | Resolution: FCU1 – changed blower speed from high to medium speed.                                                                                                                                                                               |           | VERIFY   |
|                                           |         | TEF-1 & 2          | Resolution: Needs power ran and connected.                                                                                                                                                                                                       |           | VERIFY   |
|                                           |         | FCU-4              | No access<br>Resolution: Need access Panels throughout.                                                                                                                                                                                          |           | VERIFY   |
| <b>Source: Norex (Windstorm)</b>          |         |                    |                                                                                                                                                                                                                                                  |           |          |
|                                           |         | Exterior Elevation | Missing Fasteners at Laps (General)                                                                                                                                                                                                              |           | VERIFY   |
|                                           |         | Mechanical         | All (4) AC Units require fastening (anchors) on every corner.                                                                                                                                                                                    |           | VERIFY   |
|                                           |         | Exterior           | Use 3/8" Jamb bolts per documents.                                                                                                                                                                                                               |           | VERIFY   |
|                                           |         | OH Doors           | OH Doors missing fasteners per details                                                                                                                                                                                                           |           | VERIFY   |
| <b>Source: Envelope Consultant (Kuhn)</b> |         |                    |                                                                                                                                                                                                                                                  |           |          |

Contractor




User Representative

Date Completed \_\_\_\_\_


4/28/2020

| Trade                 | Photo # | Rm.No.              | Description                                                          | Initials |
|-----------------------|---------|---------------------|----------------------------------------------------------------------|----------|
| AGCM                  |         | Envelope Consultant | Have Hunter Booth provide a final acceptance letter/inspection of 94 | OPEN     |
| <b>Source: Joiner</b> |         |                     |                                                                      |          |
|                       | N/A     | General             | CONFORM TO SPEC SECTION 01 77 00                                     | OPEN     |
|                       | N/A     | General             | CLOSEOUT DOCUMENTS                                                   | OPEN     |
|                       | N/A     | General             | O & M MANUALS                                                        | OPEN     |
|                       | N/A     | General             | RECORD DRAWINGS                                                      | OPEN     |
|                       | N/A     | General             | OWNER TRAINING                                                       | OPEN     |
|                       | N/A     | General             | TAB REPORT                                                           | OPEN     |
|                       | 24      | General             | INSTALL INSECT/RODENT GUARDS AT WEEPS                                | OPEN     |
|                       | 23      | General             | LANDSCAPING/PAVING/TRIPPING/IRRIGATION                               | OPEN     |
|                       | N/A     | A132                | ENSURE WATER HEATER OPERATIONAL                                      | OPEN     |
|                       | 24      | Ext. East           | INSTALL INSECT/RODENT GUARDS AT WEEPS                                | OPEN     |
|                       | 26      | Ext. East           | PAINT ALL INLET GRATES BLACK                                         | OPEN     |
|                       | 1       | Ext. West           | REPAIR DAMAGED WALL/FENCE                                            | OPEN     |
|                       | 25      | Ext. West           | CUT ALL AREA INLETS TO GRADE                                         | OPEN     |
|                       | N/A     | Ext. North          | INSTALL CURBSTOPS                                                    | OPEN     |
|                       |         |                     |                                                                      |          |
|                       |         |                     |                                                                      |          |
|                       |         |                     |                                                                      |          |
|                       |         |                     |                                                                      |          |
|                       |         |                     |                                                                      |          |
|                       |         |                     |                                                                      |          |
|                       |         |                     |                                                                      |          |
|                       |         |                     |                                                                      |          |
|                       |         |                     |                                                                      |          |
|                       |         |                     |                                                                      |          |
|                       |         |                     |                                                                      |          |
|                       |         |                     |                                                                      |          |
|                       |         |                     |                                                                      |          |
|                       |         |                     |                                                                      |          |
|                       |         |                     |                                                                      |          |
|                       |         |                     |                                                                      |          |
|                       |         |                     |                                                                      |          |

Contractor  
  
 User Representative

\_\_\_\_\_  
 Date Completed





1


2



3




4



5




6



7




8






9




10




11




12




13




14



15



16






17




18




19



20




21



22

HCEC  
TRAINING



23



24






25





27



28



DAC, Inc. Test & Balance - Deficiency Log  
819-03-00-01  
Project Name:  
HC ESD 1 Station 92  
Date of Issue:  
4/7/2020

| #  | Equipment ID | Physical Location    | Date Issued                                    | Assignment            | Description                                                                                                                                                                                                                                                                                                                                                                                                                                                                                                                                                                                                                                                                                                                                                                                                                                                                                                 | Status | Date Resolved | Resolution                             |
|----|--------------|----------------------|------------------------------------------------|-----------------------|-------------------------------------------------------------------------------------------------------------------------------------------------------------------------------------------------------------------------------------------------------------------------------------------------------------------------------------------------------------------------------------------------------------------------------------------------------------------------------------------------------------------------------------------------------------------------------------------------------------------------------------------------------------------------------------------------------------------------------------------------------------------------------------------------------------------------------------------------------------------------------------------------------------|--------|---------------|----------------------------------------|
| 1  | FCU-4-9      | Day Room             | 9/23/2019                                      | Mechanical Contractor | Outlet number 9 is not accessible. Per construction notes, it is to be a tap above the ceiling. The room it is installed in is a hard ceiling with no access panels to allow balancing.<br>Updated 10/30/2019: This item remains open, uncorrected.<br>Updated 11/18/19: This item remains open, uncorrected.<br>Updated 2/14/2020: This item remains open, uncorrected.<br>There are no balancing dampers installed that can be seen or are accessible for the linear outlets that are installed on this system.<br>Updated 2/14/2020: MC has indicated that the linear slot diffusers are adjustable per approved submittals. DAC has not been provided with the diffuser submittals to-date.                                                                                                                                                                                                             | Open   |               |                                        |
| 2  | FCU-4        | Day Room             | 9/23/2019                                      | Mechanical Contractor | There are no balancing dampers installed that can be seen or are accessible for the linear outlets that are installed on this system.<br>Updated 2/14/2020: MC has indicated that the linear slot diffusers are adjustable per approved submittals. DAC has not been provided with the diffuser submittals to-date.                                                                                                                                                                                                                                                                                                                                                                                                                                                                                                                                                                                         | Open   |               |                                        |
| 3  | EF-1         | Laundry/Utility Room | 9/23/2019                                      | Mechanical Contractor | 1. There is no inlet installed for EF-1 in this room as indicated on the drawings provided. Closed<br>Updated 11/18/19: Inlet was installed but is not sealed.<br>2. This unit is currently not operational<br>Updated 10/30/19: This item remains open, uncorrected.<br>Updated 11/18/19: This item remains open, uncorrected.<br>Updated 2/13/2020 This item remains open, uncorrected.                                                                                                                                                                                                                                                                                                                                                                                                                                                                                                                   | Closed | 2/13/2020     | This issue has been resolved.          |
| 4  | TEF-8        | Restroom A117        | 9/23/2019<br>10/20/19<br>2/14/2020<br>4/7/2020 | Mechanical Contractor | 3. There is no backdraft damper installed for this fan. With the fan not in operation, this can allow raw air to come into the building.<br>Updated 10/30/19: This item remains open, uncorrected.<br>Updated 11/18/19: This item remains open, uncorrected.<br>Updated 2/13/2020: This item remains open, uncorrected.<br>This fan is currently at 236% of design. There is no speed controller installed to slow it down to design parameters.<br>Updated 10/30/19: This item remains open, uncorrected.<br>Updated 2/14/2020: This item remains open, uncorrected.<br>This unit is not currently operational. The wiring is incomplete and start up has not been performed.<br>Updated 10/30/19: This item remains open, uncorrected.<br>Updated 11/18/19: This item remains open, uncorrected.<br>This unit is not currently operational. The wiring is incomplete and start up has not been performed. | Open   | 2/13/2020     | This issue has been resolved.          |
| 7  | OA-FCU-1     | Call Center          | 9/23/2019                                      | Mechanical Contractor | This unit is not currently operational. The wiring is incomplete and start up has not been performed.<br>Updated 10/30/19: This item remains open, uncorrected.<br>This unit is not currently operational. The wiring is incomplete and start up has not been performed.                                                                                                                                                                                                                                                                                                                                                                                                                                                                                                                                                                                                                                    | Closed | 11/18/2019    | This issue has been resolved.          |
| 8  | OA-FCU-2     | Call Center          | 9/23/2019                                      | Mechanical Contractor | This unit is not currently operational. The wiring is incomplete and start up has not been performed.<br>Updated 10/30/19: This item remains open, uncorrected.<br>This unit is not currently operational. The wiring is incomplete and start up has not been performed.                                                                                                                                                                                                                                                                                                                                                                                                                                                                                                                                                                                                                                    | Closed | 11/18/2019    | This issue has been resolved.          |
| 10 | FCU's        | Throughout           | 9/24/2019                                      | Mechanical Contractor | The filters for the FCU's are loaded and need to be changed.<br>Updated 2/14/2020: Reported as corrected by project team.                                                                                                                                                                                                                                                                                                                                                                                                                                                                                                                                                                                                                                                                                                                                                                                   | Closed | 2/14/2020     | Reported as corrected by project team. |
| 11 | FCU-1        | Call Center          | 9/24/2019                                      | Mechanical Contractor | 1. This FCU is currently running at 166% of design. The unit can not currently be slowed down. This is a direct drive ECM motor that is set by the controller for the FCU. Changing the RPM's on the controller has no impact on the running RPM's.<br>Updated 10/30/19: This item remains open, uncorrected.<br>Updated 1/23/2020: Reported as corrected by project team. DAC to re-test.                                                                                                                                                                                                                                                                                                                                                                                                                                                                                                                  | Closed | 2/13/2020     | This issue has been resolved.          |
| 12 | FCU-4        | Storage              | 9/24/2019                                      | Mechanical Contractor | 2. The thermostat for this unit is not located in the space served by this unit, as is indicated on the provided drawings.<br>Updated 10/30/19: The thermostat location has been corrected.                                                                                                                                                                                                                                                                                                                                                                                                                                                                                                                                                                                                                                                                                                                 | Closed | 1/23/2020     | This issue has been resolved.          |
| 13 | FCU's 2 & 3  | Call Center          | 9/24/2019                                      | Mechanical Contractor | The drain lines from this FCU are supported and run at an upward angle at the 90° at the P-trap. This will not allow the unit to drain properly and potentially cause leakage issues.<br>There is insufficient access to allow filters to be removed or inserted without damaging the filters. This is due to the close proximity of duct, piping, and conduit to the unit.                                                                                                                                                                                                                                                                                                                                                                                                                                                                                                                                 | Open   |               |                                        |
| 14 | TEF-1        | Call Center          | 9/24/2019<br>4/7/2020                          | Mechanical Contractor | TEF-1 is to be interlocked with TEFs 4 & 5. It does not come on at all when either one of the TEFs are running. There is no power to the speed controller.<br>Updated 2/13/2020: This item remains open, uncorrected.<br>Updated 4/7/2020: This item remains open, uncorrected.                                                                                                                                                                                                                                                                                                                                                                                                                                                                                                                                                                                                                             | Open   |               |                                        |
| 15 | TEF-2        | Call Center          | 9/24/2019                                      | Mechanical Contractor | TEF-2 is to be interlocked with TEFs 3, 6, 7 & 8. It does not come on at all when any one of the TEFs are running. There is no power to the speed controller.                                                                                                                                                                                                                                                                                                                                                                                                                                                                                                                                                                                                                                                                                                                                               | Closed | 2/13/2020     | This issue has been resolved.          |
| 16 | OA-FCU-2     | Call Center          | 11/18/2019<br>4/6/2020                         | Mechanical Contractor | This unit is currently performing at 166% of design airflow.<br>New Fan shave suggested is a BK140 3/4" Bore with a BX48 Belt.<br>Updated 4/6/2020: This item remains open, uncorrected.                                                                                                                                                                                                                                                                                                                                                                                                                                                                                                                                                                                                                                                                                                                    | Open   |               |                                        |

| #  | Equipment ID | Physical Location | Date Issued            | Assignment               | Description                                                                                                                                                                                                                                                                                  | Status | Date Resolved | Resolution                    |
|----|--------------|-------------------|------------------------|--------------------------|----------------------------------------------------------------------------------------------------------------------------------------------------------------------------------------------------------------------------------------------------------------------------------------------|--------|---------------|-------------------------------|
| 17 | TEF-1        | Dom A123          | 11/18/2019<br>4/7/2020 | Electrical<br>Contractor | Unit is inoperable.                                                                                                                                                                                                                                                                          | Open   |               |                               |
| 18 | FCU-4        | Kitchen           | 11/18/2019             | General<br>Contractor    | The grille serving the kitchen is 50% of design. There is no means of access to investigate why this grille is so low.                                                                                                                                                                       | Open   |               |                               |
| 19 | EDH-2        | Corridor A107     | 2/14/2020<br>4/6/2020  | Mechanical<br>Contractor | Heat strip not engaging in Heat Mode.                                                                                                                                                                                                                                                        | Open   |               |                               |
| 20 | EDH-1        | Call Center       | 2/18/2020<br>4/6/2020  | Mechanical<br>Contractor | Verified a voltage break in the second heat strip.                                                                                                                                                                                                                                           | Open   |               |                               |
| 21 | FCU-1        | Call Center       | 2/18/2020              | Mechanical<br>Contractor | Cooling coil discharge leaving temp is high suction line coming into unit is warm. It is recommended that the outdoor CU be checked for adequate refrigerant charge.                                                                                                                         | Closed | 4/6/2020      | This issue has been resolved. |
| 22 | OA-FCU-1     | Call Center       | 2/13/2020              | Mechanical<br>Contractor | Unit is supplying 668 cfm running at 50hz when bumped up to 40hz unit begin to shake and become noisy. Will need mechanical contractor assistance with speeding unit up to achieve design airflow, need to confirm vibration isolation is in place and all shipping bolts have been removed. | Closed | 4/6/2020      | This issue has been resolved. |



**AIA**

**Document G704™ - 2017**

**APPROVED**

Document approved by Harris County ESD-1 Board of Commissioners

By a Majority Vote

on 4-28-2020 (Date)

President of ESD-1

Treasurer

Secretary of ESD-1

VP

**Certificate of Substantial Completion**

**PROJECT:** (name and address)  
Harris County Emergency Corps HCESD1  
EMS Fire Stations #92

**CONTRACT INFORMATION:**  
Contract For: General Construction  
Date: May 23, 2018

**CERTIFICATE INFORMATION:**  
Certificate Number: 01  
Date: April 7, 2020

**OWNER:** (name and address)  
Harris County ESD #1

**ARCHITECT:** (name and address)  
Joiner Architects, Inc.

**CONTRACTOR:** (name and address)  
Construction Masters of Houston, Inc.

2800 Aldine Bender Road  
Houston, Texas 77032

700 Rockmead Drive, Suite 265  
Kingwood, Texas 77339

P.O. Box 1587  
Pearland, Texas 77588

The Work identified below has been reviewed and found, to the Architect's best knowledge, information, and belief, to be substantially complete. Substantial Completion is the stage in the progress of the Work when the Work or designated portion is sufficiently complete in accordance with the Contract Documents so that the Owner can occupy or utilize the Work for its intended use. The date of Substantial Completion of the Project or portion designated below is the date established by this Certificate.

(Identify the Work, or portion thereof, that is substantially complete.)

Joiner Architects, Inc.  
ARCHITECT (Firm Name)

  
SIGNATURE

CHAD JOINER  
PARTNER  
PRINTED NAME AND TITLE

March 12, 2020  
DATE OF SUBSTANTIAL COMPLETION

**WARRANTIES**

The date of Substantial Completion of the Project or portion designated above is also the date of commencement of applicable warranties required by the Contract Documents, except as stated below:

(Identify warranties that do not commence on the date of Substantial Completion, if any, and indicate their date of commencement.)

**WORK TO BE COMPLETED OR CORRECTED**

A list of items to be completed or corrected is attached hereto, or transmitted as agreed upon by the parties, and identified as follows:

(Identify the list of Work to be completed or corrected.)

See attached punch list.

The failure to include any items on such list does not alter the responsibility of the Contractor to complete all Work in accordance with the Contract Documents. Unless otherwise agreed to in writing, the date of commencement of warranties for items on the attached list will be the date of issuance of the final Certificate of Payment or the date of final payment, whichever occurs first. The Contractor will complete or correct the Work on the list of items attached hereto within Thirty (30) days from the above date of Substantial Completion.

Cost estimate of Work to be completed or corrected: \$20,000.00

The responsibilities of the Owner and Contractor for security, maintenance, heat, utilities, damage to the Work, insurance, and other items identified below shall be as follows:

(Note: Owner's and Contractor's legal and insurance counsel should review insurance requirements and coverage.)

The Owner and Contractor hereby accept the responsibilities assigned to them in this Certificate of Substantial Completion:

Construction Masters of  
Houston, Inc.

CONTRACTOR (Firm Name)

  
SIGNATURE

Justin Davis, President

PRINTED NAME AND TITLE

4-27-2020

DATE

Harris County ESD #1

OWNER (Firm Name)

  
SIGNATURE

FRED SCIBONA - TREASURER

PRINTED NAME AND TITLE

4-28-2020


DATE

**APPROVED**

Document approved by Harris County ESD-1  
Board of Commissioners  
By a Majority Vote

on 4-28-2020 (Date)

  
President of ESD-1

  
Secretary of ESD-1



# Document G704™ - 2017

## Certificate of Substantial Completion

|                                                                                                                        |                                                                                                                                      |                                                                                                                                     |
|------------------------------------------------------------------------------------------------------------------------|--------------------------------------------------------------------------------------------------------------------------------------|-------------------------------------------------------------------------------------------------------------------------------------|
| <b>PROJECT:</b> <i>(name and address)</i><br>Harris County Emergency Corps HCESD1<br>EMS Fire Stations #94             | <b>CONTRACT INFORMATION:</b><br>Contract For: General Construction<br><br>Date: May 23, 2018                                         | <b>CERTIFICATE INFORMATION:</b><br>Certificate Number: 01<br><br>Date: March 23, 2020                                               |
| <b>OWNER:</b> <i>(name and address)</i><br>Harris County ESD #1<br><br>2800 Aldine Bender Road<br>Houston, Texas 77032 | <b>ARCHITECT:</b> <i>(name and address)</i><br>Joiner Architects, Inc.<br><br>700 Rockmead Drive, Suite 265<br>Kingwood, Texas 77339 | <b>CONTRACTOR:</b> <i>(name and address)</i><br>Construction Masters of Houston, Inc.<br><br>P.O. Box 1587<br>Pearland, Texas 77588 |

The Work identified below has been reviewed and found, to the Architect's best knowledge, information, and belief, to be substantially complete. Substantial Completion is the stage in the progress of the Work when the Work or designated portion is sufficiently complete in accordance with the Contract Documents so that the Owner can occupy or utilize the Work for its intended use. The date of Substantial Completion of the Project or portion designated below is the date established by this Certificate.

*(Identify the Work, or portion thereof, that is substantially complete.)*

|                                                                |                                                                                                       |                                                                       |                                                         |
|----------------------------------------------------------------|-------------------------------------------------------------------------------------------------------|-----------------------------------------------------------------------|---------------------------------------------------------|
| Joiner Architects, Inc.<br><b>ARCHITECT</b> <i>(Firm Name)</i> | <br><b>SIGNATURE</b> | <b>CHAD JOINER</b><br><b>PARTNER</b><br><b>PRINTED NAME AND TITLE</b> | March 12, 2020<br><b>DATE OF SUBSTANTIAL COMPLETION</b> |
|----------------------------------------------------------------|-------------------------------------------------------------------------------------------------------|-----------------------------------------------------------------------|---------------------------------------------------------|

### WARRANTIES

The date of Substantial Completion of the Project or portion designated above is also the date of commencement of applicable warranties required by the Contract Documents, except as stated below:

*(Identify warranties that do not commence on the date of Substantial Completion, if any, and indicate their date of commencement.)*

### WORK TO BE COMPLETED OR CORRECTED

A list of items to be completed or corrected is attached hereto, or transmitted as agreed upon by the parties, and identified as follows:  
*(Identify the list of Work to be completed or corrected.)*

See attached punch list.



The failure to include any items on such list does not alter the responsibility of the Contractor to complete all Work in accordance with the Contract Documents. Unless otherwise agreed to in writing, the date of commencement of warranties for items on the attached list will be the date of issuance of the final Certificate of Payment or the date of final payment, whichever occurs first. The Contractor will complete or correct the Work on the list of items attached hereto within Thirty (30) days from the above date of Substantial Completion.

Cost estimate of Work to be completed or corrected: \$20,000.00

The responsibilities of the Owner and Contractor for security, maintenance, heat, utilities, damage to the Work, insurance, and other items identified below shall be as follows:

*(Note: Owner's and Contractor's legal and insurance counsel should review insurance requirements and coverage.)*

The Owner and Contractor hereby accept the responsibilities assigned to them in this Certificate of Substantial Completion:

|                                                                                  |                                                                                                         |                                                           |                          |
|----------------------------------------------------------------------------------|---------------------------------------------------------------------------------------------------------|-----------------------------------------------------------|--------------------------|
| Construction Masters of<br>Houston, Inc.<br><b>CONTRACTOR</b> <i>(Firm Name)</i> | <br><b>SIGNATURE</b> | Justin Davis, President<br><b>PRINTED NAME AND TITLE</b>  | 4-27-2020<br><b>DATE</b> |
| Harris County ESD #1<br><b>OWNER</b> <i>(Firm Name)</i>                          | <br><b>SIGNATURE</b> | Fred Scibuola - TREASURE<br><b>PRINTED NAME AND TITLE</b> | 4/28-2020<br><b>DATE</b> |





# AIA Document G704™ – 2017

## Certificate of Substantial Completion

|                                                                                                                        |                                                                                                                                      |                                                                                                                                     |
|------------------------------------------------------------------------------------------------------------------------|--------------------------------------------------------------------------------------------------------------------------------------|-------------------------------------------------------------------------------------------------------------------------------------|
| <b>PROJECT:</b> <i>(name and address)</i><br>Harris County Emergency Corps HCESD1<br>EMS Fire Stations #94             | <b>CONTRACT INFORMATION:</b><br>Contract For: General Construction<br><br>Date: May 23, 2018                                         | <b>CERTIFICATE INFORMATION:</b><br>Certificate Number: 01<br><br>Date: March 23, 2020                                               |
| <b>OWNER:</b> <i>(name and address)</i><br>Harris County ESD #1<br><br>2800 Aldine Bender Road<br>Houston, Texas 77032 | <b>ARCHITECT:</b> <i>(name and address)</i><br>Joiner Architects, Inc.<br><br>700 Rockmead Drive, Suite 265<br>Kingwood, Texas 77339 | <b>CONTRACTOR:</b> <i>(name and address)</i><br>Construction Masters of Houston, Inc.<br><br>P.O. Box 1587<br>Pearland, Texas 77588 |

The Work identified below has been reviewed and found, to the Architect's best knowledge, information, and belief, to be substantially complete. Substantial Completion is the stage in the progress of the Work when the Work or designated portion is sufficiently complete in accordance with the Contract Documents so that the Owner can occupy or utilize the Work for its intended use. The date of Substantial Completion of the Project or portion designated below is the date established by this Certificate.

*(Identify the Work, or portion thereof, that is substantially complete.)*

|                                                         |                                                                                                |                                                  |                                                  |
|---------------------------------------------------------|------------------------------------------------------------------------------------------------|--------------------------------------------------|--------------------------------------------------|
| Joiner Architects, Inc.<br>ARCHITECT <i>(Firm Name)</i> | <br>SIGNATURE | CHAD JOINER<br>PARTNER<br>PRINTED NAME AND TITLE | March 12, 2020<br>DATE OF SUBSTANTIAL COMPLETION |
|---------------------------------------------------------|------------------------------------------------------------------------------------------------|--------------------------------------------------|--------------------------------------------------|

### WARRANTIES

The date of Substantial Completion of the Project or portion designated above is also the date of commencement of applicable warranties required by the Contract Documents, except as stated below:

*(Identify warranties that do not commence on the date of Substantial Completion, if any, and indicate their date of commencement.)*

### WORK TO BE COMPLETED OR CORRECTED

A list of items to be completed or corrected is attached hereto, or transmitted as agreed upon by the parties, and identified as follows:

*(Identify the list of Work to be completed or corrected.)*

See attached punch list.



The failure to include any items on such list does not alter the responsibility of the Contractor to complete all Work in accordance with the Contract Documents. Unless otherwise agreed to in writing, the date of commencement of warranties for items on the attached list will be the date of issuance of the final Certificate of Payment or the date of final payment, whichever occurs first. The Contractor will complete or correct the Work on the list of items attached hereto within Thirty (30) days from the above date of Substantial Completion.

Cost estimate of Work to be completed or corrected: \$20,000.00

The responsibilities of the Owner and Contractor for security, maintenance, heat, utilities, damage to the Work, insurance, and other items identified below shall be as follows:

*(Note: Owner's and Contractor's legal and insurance counsel should review insurance requirements and coverage.)*

The Owner and Contractor hereby accept the responsibilities assigned to them in this Certificate of Substantial Completion:

|                                                                               |                                                                                                  |                                                    |                   |
|-------------------------------------------------------------------------------|--------------------------------------------------------------------------------------------------|----------------------------------------------------|-------------------|
| Construction Masters of<br>Houston, Inc.<br>CONTRACTOR <i>(Firm<br/>Name)</i> | <br>SIGNATURE | Justin Davis, President<br>PRINTED NAME AND TITLE  | 4-27-2020<br>DATE |
| Harris County ESD #1<br>OWNER <i>(Firm Name)</i>                              | <br>SIGNATURE | FRED SCIBUDA - TREASURER<br>PRINTED NAME AND TITLE | 4/28/2020<br>DATE |



# AIA Document G704™ – 2017

## Certificate of Substantial Completion

|                                                                                                                        |                                                                                                                                      |                                                                                                                                     |
|------------------------------------------------------------------------------------------------------------------------|--------------------------------------------------------------------------------------------------------------------------------------|-------------------------------------------------------------------------------------------------------------------------------------|
| <b>PROJECT:</b> <i>(name and address)</i><br>Harris County Emergency Corps HCESD1<br>EMS Fire Stations #94             | <b>CONTRACT INFORMATION:</b><br>Contract For: General Construction<br><br>Date: May 23, 2018                                         | <b>CERTIFICATE INFORMATION:</b><br>Certificate Number: 01<br><br>Date: March 23, 2020                                               |
| <b>OWNER:</b> <i>(name and address)</i><br>Harris County ESD #1<br><br>2800 Aldine Bender Road<br>Houston, Texas 77032 | <b>ARCHITECT:</b> <i>(name and address)</i><br>Joiner Architects, Inc.<br><br>700 Rockmead Drive, Suite 265<br>Kingwood, Texas 77339 | <b>CONTRACTOR:</b> <i>(name and address)</i><br>Construction Masters of Houston, Inc.<br><br>P.O. Box 1587<br>Pearland, Texas 77588 |

The Work identified below has been reviewed and found, to the Architect's best knowledge, information, and belief, to be substantially complete. Substantial Completion is the stage in the progress of the Work when the Work or designated portion is sufficiently complete in accordance with the Contract Documents so that the Owner can occupy or utilize the Work for its intended use. The date of Substantial Completion of the Project or portion designated below is the date established by this Certificate.  
*(Identify the Work, or portion thereof, that is substantially complete.)*

|                                                         |                                                                                                |                                                  |                                                  |
|---------------------------------------------------------|------------------------------------------------------------------------------------------------|--------------------------------------------------|--------------------------------------------------|
| Joiner Architects, Inc.<br>ARCHITECT <i>(Firm Name)</i> | <br>SIGNATURE | CHAD JOINER<br>PARTNER<br>PRINTED NAME AND TITLE | March 12, 2020<br>DATE OF SUBSTANTIAL COMPLETION |
|---------------------------------------------------------|------------------------------------------------------------------------------------------------|--------------------------------------------------|--------------------------------------------------|

### WARRANTIES

The date of Substantial Completion of the Project or portion designated above is also the date of commencement of applicable warranties required by the Contract Documents, except as stated below:  
*(Identify warranties that do not commence on the date of Substantial Completion, if any, and indicate their date of commencement.)*

### WORK TO BE COMPLETED OR CORRECTED



A list of items to be completed or corrected is attached hereto, or transmitted as agreed upon by the parties, and identified as follows:  
*(Identify the list of Work to be completed or corrected.)*  
See attached punch list.

The failure to include any items on such list does not alter the responsibility of the Contractor to complete all Work in accordance with the Contract Documents. Unless otherwise agreed to in writing, the date of commencement of warranties for items on the attached list will be the date of issuance of the final Certificate of Payment or the date of final payment, whichever occurs first. The Contractor will complete or correct the Work on the list of items attached hereto within Thirty (30) days from the above date of Substantial Completion.

Cost estimate of Work to be completed or corrected: \$20,000.00

The responsibilities of the Owner and Contractor for security, maintenance, heat, utilities, damage to the Work, insurance, and other items identified below shall be as follows:  
*(Note: Owner's and Contractor's legal and insurance counsel should review insurance requirements and coverage.)*

The Owner and Contractor hereby accept the responsibilities assigned to them in this Certificate of Substantial Completion:

|                                                                           |                                                                                                  |                                                     |                   |
|---------------------------------------------------------------------------|--------------------------------------------------------------------------------------------------|-----------------------------------------------------|-------------------|
| Construction Masters of<br>Houston, Inc.<br>CONTRACTOR <i>(Firm Name)</i> | <br>SIGNATURE | Justin Davis, President<br>PRINTED NAME AND TITLE   | 4-27-2020<br>DATE |
| Harris County ESD #1<br>OWNER <i>(Firm Name)</i>                          | <br>SIGNATURE | FRED SCIBUOLA - TREASURER<br>PRINTED NAME AND TITLE | 4-28-2020<br>DATE |

Project No. 16-036  
 Contract No.  
 Date: 3-12-2020

HCESD 1  
 EMS Station 94

Page 1

4/28/2020

| Trade               | Photo # | Rm. No.        | Description                                                                                                                        | Status |
|---------------------|---------|----------------|------------------------------------------------------------------------------------------------------------------------------------|--------|
| <b>Source: AGCM</b> |         |                |                                                                                                                                    |        |
| Specialities        | N/A     | A116           | No FEC installed. Looks like there is one detailed on A201                                                                         | OPEN   |
| Plumbing            | N/A     | A116           | Gas Shutoff Silonoid Valve is leaking. Therefore Not giving gas to burners.                                                        | OPEN   |
| Plumbing            | N/A     |                | Confirm Water Heaters are circulating HW. Plumber was supposed to install equipment to keep them from working against one another. | OPEN   |
| Doors               |         | Pantry         | Why does this door not have a closer on it?                                                                                        | OPEN   |
| Fire Marshal        | N/A     | North Exterior | 6" Letters in lieu of 4" Letters                                                                                                   | OPEN   |
| Plumbing            | N/A     | Laundry        | Wall boxes don't have supply hoses? Dryer Vent?                                                                                    | OPEN   |
| Plumbing            | N/A     | GENSET         | Flex needs to be vertical into cabinet.                                                                                            | OPEN   |
| <b>Source: HCEC</b> |         |                |                                                                                                                                    |        |
| Plumbing            |         | Restrooms      | Flush Valves getting Stuck.                                                                                                        | OPEN   |
| Doors               |         | A101           | Install door sweep left leaf                                                                                                       | OPEN   |
| Flooring/Tile       |         | Restroom       | Tile Threshold at showers not catching and sloping water to drain.                                                                 | OPEN   |
| Access Control      | N/A     | A101           | Complete access control                                                                                                            | OPEN   |
| Doors               |         | A101           | Caulk cylinder column                                                                                                              | OPEN   |
| Mechanical          |         | A101           | Clean caulk from diffusers                                                                                                         | OPEN   |
| Doors               |         | A101           | Adjust weather stripping, daylight shows                                                                                           | OPEN   |
| Mechanical          |         | A103           | Plumb Access Panel                                                                                                                 | OPEN   |
| Electrical          |         | A104           | PTU around light cans and diffuser                                                                                                 | OPEN   |
| Paint               | 1       | A104           | Paint cleanup on fire strobe                                                                                                       | OPEN   |
| Paint               |         | A104           | Paint on tile at hollow metal frame                                                                                                | OPEN   |
| Plumbing            | 2       | A105           | 45 Sink paddles                                                                                                                    | OPEN   |
| Millwork            | 3       | A105           | Shelves missing upper cabinets                                                                                                     | OPEN   |
|                     |         | A105           | PTU at furr downs                                                                                                                  | OPEN   |
| Flooring            |         | A105           | Loose carpet tiles                                                                                                                 | OPEN   |
| Electrical          |         | A106           | Plumb, level all faceplates                                                                                                        | OPEN   |
| Electrical          |         | 4-5/A106       | Conduits need labeling                                                                                                             | OPEN   |

Contractor

User Representative

HCESD-1 Representative

Date Completed

Project No. 16-036  
 Contract No.  
 Date: 3-12-2020

HCESD 1  
 EMS Station 94

Page 2

4/28/2026

| Trade              | Photo # | Rm. No. | Description                                                     | Status |
|--------------------|---------|---------|-----------------------------------------------------------------|--------|
| Doors              | 6       | A106    | Install door stop                                               | OPEN   |
| Electrical         | 7       | A106    | conduit ran to gate controller                                  | OPEN   |
| Acoustical Ceiling | 8       | A107    | Damaged ceiling tiles                                           | OPEN   |
| Acoustical Ceiling |         | A108    | Repair grid at corner                                           | OPEN   |
| Opening            |         | A108    | PTU window sill                                                 | OPEN   |
| Doors              |         | A109    | Bondo/repair metal door frame                                   | OPEN   |
|                    |         | A111    | PTU at daylight sensor                                          | OPEN   |
| Electrical         | 9       | A111    | Screw missing on blank plate                                    | OPEN   |
| Fire Suppression   | 10      | A111    | Flush sprinkler caps                                            | OPEN   |
| Doors              |         | A114    | Install cover on hollow metal door frame                        | OPEN   |
| Millwork           |         | A114    | Screws missing on shelves                                       | OPEN   |
| Paint              |         | A114    | Paint behind shelves                                            | OPEN   |
| Acoustical Ceiling |         | A115    | Bent grid at 2x4 fixture                                        | OPEN   |
| Millwork           |         | A115    | Shelving missing anchor screws                                  | OPEN   |
| Acoustical Ceiling |         | A115    | Damaged ceiling tile                                            | OPEN   |
| Paint              | 11      | A118    | Paint on receptacle by door                                     | OPEN   |
| Electrical         | 12      | A118    | Faulty light switch                                             | OPEN   |
| Plumbing           | 13      | A118    | Screws missing at cleanout cover                                | OPEN   |
| Doors              |         | A120    | Missing doors                                                   | OPEN   |
| Doors              | 14      | A120    | Missing door silencers on door leading to EMS bay               | OPEN   |
| Drywall            |         | A122    | PTU return air grille                                           | OPEN   |
| Mechanical         |         | A125    | Repair hole in sheetrock at corner                              | OPEN   |
| Doors              |         | A129    | Square up exhaust fan to wall                                   | OPEN   |
|                    |         | A121    | Install threshold and door sweep                                | OPEN   |
| Data               | 15      | A130    | Data outlet obstructed at bay door - Place Surface Mounted Box. | OPEN   |
| Data               | 16      | A130    | No PA speaker installed                                         | OPEN   |
| Plumbing           | 12      | A131    | 45 sink paddles                                                 | OPEN   |
| Paint              | 17      | A131    | Clean paint from hinges                                         | OPEN   |
| Plumbing           |         | A131    | Low water flow at shower                                        | OPEN   |
| Electrical         | 18      | A133    | 2x4 fixture not flush                                           | OPEN   |
| Plumbing           |         | A133    | Plumb outlets                                                   | OPEN   |
| Plumbing           | 2       | A133    | 45 sink paddles                                                 | OPEN   |

Contractor



User Representative

HCESD-1 Representative

Date Completed

Project No. 16-036  
 Contract No.  
 Date: 3-12-2020

HCESD 1  
 EMS Station 94

Page 3

4/28/2020  
 7/16/2018

| Trade                             | Photo # | Rm.No.          | Description                                                                                                                                                                  | Status |
|-----------------------------------|---------|-----------------|------------------------------------------------------------------------------------------------------------------------------------------------------------------------------|--------|
| Doors                             |         | A136            | Missing doors                                                                                                                                                                | OPEN   |
| Doors                             |         | A136            | Missing door silencers on door leading to EMS bay                                                                                                                            | OPEN   |
|                                   |         | A130            | Add missing shelf in upper cabinets and screw Covers                                                                                                                         | OPEN   |
| Avadek                            | 19      | North Exterior  | Missing bolts at avadek overhangs                                                                                                                                            | OPEN   |
| Mason                             | 20      | North Exterior  | Rodent protection at weep holes                                                                                                                                              | OPEN   |
|                                   |         | East Exterior   | Seal wall penetrations                                                                                                                                                       | OPEN   |
| Mason                             |         | East Exterior   | Drill weep holes in patio wall for rain water                                                                                                                                | OPEN   |
| Avadek                            |         | South Exterior  | Rusted avadek canopy spacers                                                                                                                                                 | OPEN   |
| Access Control                    | 21      | South Exterior  | Complete access control                                                                                                                                                      | OPEN   |
| Plumbing                          | 22      | West Exterior   | Natural Gas Leak                                                                                                                                                             | OPEN   |
|                                   |         | West Exterior   | Foam around wall penetrations                                                                                                                                                | OPEN   |
| Access Control                    | 23      | Premise Access  | Data room-408 inoperative, missing card reader, wrong doors installed for elec access, no access control door hinges installed, no 120volt to 12 volt power supply installed | OPEN   |
| Access Control                    | 24      | Premise Access  | Main entrance- 401 inoperative, no access control door hinges installed                                                                                                      | OPEN   |
| Access Control                    | 25      | Premise Access  | Patio 404- inoperative, no access control door hinges installed                                                                                                              | OPEN   |
| Access Control                    | 26      | Premise Access  | Driveway to bay side door 407-inoperative                                                                                                                                    | OPEN   |
| Access Control                    | 27      | Premise Access  | Bay to dorm rooms-406 inoperative, 120 to 12volt power supply not installed                                                                                                  | OPEN   |
| Audio                             | 28      | Audio           | No speakers installed in bay                                                                                                                                                 | OPEN   |
| Electrical                        |         | Ambulance Bay   | Wire CO2 Detector Hot and Place Blank Cover.                                                                                                                                 | OPEN   |
| <b>Source: Joiner</b>             |         |                 |                                                                                                                                                                              |        |
|                                   |         | General         | REMOVE ALL SMOKE DEVICE DUST COVERS                                                                                                                                          | OPEN   |
|                                   |         | A101            | REMOVE PROTECTIVE COVERS FROM SMOKE DEVICES                                                                                                                                  | OPEN   |
|                                   |         | A135            | INSTALL FEMALE RECEIVER FOR DOOR PINS                                                                                                                                        | OPEN   |
|                                   |         | Electrical Room | Patch Electrical Room Double Door                                                                                                                                            | OPEN   |
|                                   |         | A130            | CONFIRM OPERATION OF UNIT HEATERS                                                                                                                                            | OPEN   |
|                                   |         | Ext. East       | INSTALL WEEPS AT PATIO WALL                                                                                                                                                  | OPEN   |
|                                   |         | Ext. East       | CURBSTOPS                                                                                                                                                                    | OPEN   |
| <b>Source: DAC Controls (TAB)</b> |         |                 |                                                                                                                                                                              |        |
|                                   |         | 1FCU's          | Filter Changes<br>Resolution: Filters have been changed on 3 separate dates.                                                                                                 | Verify |

Contractor



User Representative

HCESD-1 Representative

Date Completed


Project No. 16-036  
 Contract No.  
 Date: 3-12-2020

HCESD 1  
 EMS Station 94

Page 4

4/28/2020

| Trade                            | Photo # | Rm.No.             | Description                                                                                                                                 | Status |
|----------------------------------|---------|--------------------|---------------------------------------------------------------------------------------------------------------------------------------------|--------|
|                                  |         |                    | 7/10/2018                                                                                                                                   |        |
|                                  | 1       | EDH-2              | Bad Transformer<br>Resolution: Replaced 3 pole contactor (because of direct shorts in the contactor) Replaced transformer (not sending 24v) | Verify |
|                                  | 1       | EF's               | 10, 11, 12, 13, 14 & 15 have excessive flow<br>Resolution: all need speed controllers installed.                                            | Verify |
|                                  | 1       | GEF                | 1, 2 & 3 - 2 Speed<br>Resolution: I am confirming sequence of operation for these GEFs.                                                     | Verify |
|                                  | 1       | OAU                | 1 & 2<br>Resolution: Controls in progress.                                                                                                  | Verify |
|                                  | 1       | FCU-1              | 6" Tap & Volume Damper serving ab ove ceiling on supply duct not installed (Note 28)                                                        | OPEN   |
|                                  | 1       | FCU-2              | 6" Tap & Volume Damper serving ab ove ceiling on supply duct not installed (Note 28)                                                        | OPEN   |
|                                  | 1       | FCU-3              | 6" Tap & Volume Damper serving ab ove ceiling on supply duct not installed (Note 33)                                                        | OPEN   |
|                                  | 1       | FCU-3              | 6" Tap & Volume Damper serving ab ove ceiling on supply duct not installed (Note 33)                                                        | OPEN   |
|                                  | 1       | FCU-4              | Unable to check or set flow the the 6" Tap & Volume Damper serving ab ove ceiling on supply duct not installed (Note 28)                    | OPEN   |
|                                  | 1       | FCU-4              | 6" Tap & Volume Damper serving ab ove ceiling on return duct not installed (Note 28) above hard ceiling                                     | OPEN   |
| <b>Source: Norex (Windstorm)</b> |         |                    |                                                                                                                                             |        |
|                                  | 1       | Exterior Elevation | Missing Fastners at Laps (General)                                                                                                          | OPEN   |
|                                  | 1       | Mechanical         | All (4) AC Units require fastening (anchors) on every corner.                                                                               | OPEN   |
|                                  | 1       | Exterior           | Use 3/8" Jamb bolts per documents.                                                                                                          | OPEN   |
|                                  | 1       | OH Doors           | OH Doors missing fasteners per details                                                                                                      | OPEN   |
| <b>Source: DBR</b>               |         |                    |                                                                                                                                             |        |
| <b>Source: Harper Bros.</b>      |         |                    |                                                                                                                                             |        |
|                                  |         | Fire Line          | Fix or forward the cost of the repair for the fire line.                                                                                    | OPEN   |
|                                  |         | Aldine-Bender Road | Fix Potholes or Patch needed ASAP.                                                                                                          | OPEN   |

Contractor 

User Representative \_\_\_\_\_ Date Completed \_\_\_\_\_


Project No. 16-036  
 Contract No.  
 Date: 3-12-2020

HCESD 1  
 EMS Station 94

Page 5

4/28/2020

| Trade                                                | Photo # | Rm.No.               | Description                                                          | Status |
|------------------------------------------------------|---------|----------------------|----------------------------------------------------------------------|--------|
| <b>Source: Windrose Survey</b>                       |         |                      |                                                                      |        |
|                                                      |         | As-Built             | As-Built Topo Survey for Detention Area and Impervious Surfaces      | OPEN   |
| <b>Source: Misc. (Verbal &amp; Joint Agreements)</b> |         |                      |                                                                      |        |
| Construction Masters                                 |         | Main Approach        | Dennis to provide a better finish to Aldine-Bender.                  | OPEN   |
| HCESD-1                                              |         | 94 - Perimeter Fence | Ask Willie where fence is to terminate into the building on W. Side. | OPEN   |
| HCESD-10                                             |         | 94 - Perimeter Fence | Let Heather know we are ready for fence installation                 | OPEN   |
| <b>Source: Envelope Consultant (Kuhn)</b>            |         |                      |                                                                      |        |
| AGCM                                                 |         | Envelope Consultant  | Have Hunter Booth provide a final acceptance letter/inspection of 94 | OPEN   |

Contractor \_\_\_\_\_  
 User Representative  \_\_\_\_\_

\_\_\_\_\_ Date Completed

1






2



3




4



5



6




7



8




9






10




11




12




13



14




15



16




17





18





19

04

TEXAS 300

20




21




22



23



24



25








27



28




29

Why is this different than 92? We need a closer.



30

Substantial Leak in  
Storage Room off  
Kitchen. NOT pantry.




31

Not Working Near  
Kitchen.



32



DAC, Inc. Test & Balance - Deficiency Log  
DAC, Inc. Project Number: 819-03-00-2  
Project Name: HC ESD 1 Station 94  
Date of Issue: 4/6/2020

| #  | Equipment ID        | Physical Location               | Date Issued | Assignment            | Description                                                                                                                                                                                                                                                                                                                                                                                                                                                         | Status | Date Resolved | Resolution                                  |
|----|---------------------|---------------------------------|-------------|-----------------------|---------------------------------------------------------------------------------------------------------------------------------------------------------------------------------------------------------------------------------------------------------------------------------------------------------------------------------------------------------------------------------------------------------------------------------------------------------------------|--------|---------------|---------------------------------------------|
| 1  | FCU-2               | Above lobby ceiling             | 11/18/2019  | Mechanical Contractor | 6" Tap and volume damper serving above ceiling on supply duct is not installed. (note 28)                                                                                                                                                                                                                                                                                                                                                                           | Closed | 2/10/2020     | Added 6" tap, this issue has been resolved. |
| 2  | ALL FCU's           | Building                        | 11/18/2019  | Mechanical Contractor | All filters need to be replaced on all FCU's.                                                                                                                                                                                                                                                                                                                                                                                                                       | Closed | 1/23/2020     | MC has reported this item as corrected.     |
| 3  | FCU-2 EDH-2         | Above corridor/lobby ceiling    | 11/18/2019  | Mechanical Contractor | Updated 1/23/2020: MC has reported this item as corrected. The EDH for FCU-2 is inoperable seems to have a bad transformer. Updated 1/23/2020: Reported as corrected by MC. DAC to re-test.                                                                                                                                                                                                                                                                         | Closed | 2/26/2020     | Issue has been resolved                     |
| 4  | FCU-3               | Above corridor ceiling          | 11/18/2019  | Mechanical Contractor | 6" Tap and volume damper serving above ceiling on supply duct is not installed. (note 33)                                                                                                                                                                                                                                                                                                                                                                           | Closed | 2/10/2020     | Added 6" tap, this issue has been resolved  |
| 5  | FCU-3               | Above restroom ceiling          | 11/18/2019  | Mechanical Contractor | 6" Tap and volume damper serving above ceiling on supply duct is not installed. (note 33)                                                                                                                                                                                                                                                                                                                                                                           | Closed | 2/26/2020     | Issue has been resolved                     |
| 6  | FCU-1               | Above training ceiling          | 11/18/2019  | Mechanical Contractor | Updated 1/23/2020: Reported as corrected. DAC to re-test.                                                                                                                                                                                                                                                                                                                                                                                                           | Closed | 2/10/2020     | Added 6" tap, this issue has been resolved. |
| 7  | FCU-4               | Above day room ceiling          | 11/18/2019  | Mechanical Contractor | 6" Tap and volume damper serving above ceiling on supply duct is not installed. (note 28) Unable to check or set flow to the 6" Tap and volume damper serving above ceiling (note 28) (above hard ceiling)                                                                                                                                                                                                                                                          | Open   |               |                                             |
| 8  | FCU-4               | Above storage A115 ceiling      | 11/18/2019  | Mechanical Contractor | Updated 1/23/2020: Reported as corrected. DAC to re-test.                                                                                                                                                                                                                                                                                                                                                                                                           | Closed | 2/10/2020     | Added 6" tap, this issue has been resolved. |
| 9  | TEF-1, TEF-2        | Corridor                        | 11/20/2019  | Mechanical Contractor | 6" Tap and volume damper serving above ceiling on the return duct is not installed. (note 28)                                                                                                                                                                                                                                                                                                                                                                       | Open   |               |                                             |
| 10 | TEF-3               | Restroom A125                   | 11/20/2019  | Mechanical Contractor | These fans cannot be completed until the corresponding TEF's are corrected for their excessive flow.                                                                                                                                                                                                                                                                                                                                                                | Open   |               |                                             |
| 11 | TEF-4               | Restroom A103                   | 11/20/2019  | Mechanical Contractor | Unit is currently operating at 141% of design airflow producing 148cfm for a design of 105cfm and is not equipped with a speed controller.                                                                                                                                                                                                                                                                                                                          | Open   |               |                                             |
| 12 | TEF-5               | Restroom A104                   | 11/20/2019  | Mechanical Contractor | Unit is currently operating at 116% of design airflow producing 174cfm for a design of 150cfm and is not equipped with a speed controller.                                                                                                                                                                                                                                                                                                                          | Open   |               |                                             |
| 13 | TEF-6               | Restroom A131                   | 11/20/2019  | Mechanical Contractor | Unit is currently operating at 119% of design airflow producing 178cfm for a design of 150cfm and is not equipped with a speed controller.                                                                                                                                                                                                                                                                                                                          | Open   |               |                                             |
| 14 | TEF-7               | Restroom A117                   | 11/20/2019  | Mechanical Contractor | Unit is currently operating at 142% of design airflow producing 142cfm for a design of 100cfm and is not equipped with a speed controller.                                                                                                                                                                                                                                                                                                                          | Open   |               |                                             |
| 15 | TEF-8               | Restroom A129                   | 11/20/2019  | Mechanical Contractor | Unit is currently operating at 192% of design airflow producing 163cfm for a design of 85cfm and is not equipped with a speed controller.                                                                                                                                                                                                                                                                                                                           | Open   |               |                                             |
| 16 | GEF-1, GEF-2, GEF-3 | Ambulance Bay A130              | 11/20/2019  | Mechanical Contractor | Unit is currently operating at 142% of design airflow producing 142cfm for a design of 100cfm and is not equipped with a speed controller. According to the mechanical schedule these fans are supposed to modulate between two speeds and running in a normal speed unless the CO level reaches above 25 PPM. They are currently running off of a thermostat, and are set for the high speed.                                                                      | Open   |               |                                             |
| 17 | OA-FCU-1            | Call Center / Multipurpose A105 | 11/20/2019  | Mechanical Contractor | This unit is currently inoperable.                                                                                                                                                                                                                                                                                                                                                                                                                                  | Closed | 4/6/2020      |                                             |
| 18 | OA-FCU-2            | Call Center / Multipurpose A105 | 11/20/2019  | Mechanical Contractor | Updated 2/26/2020: No change. This unit is currently inoperable.                                                                                                                                                                                                                                                                                                                                                                                                    | Closed | 4/6/2020      | This issue has been resolved.               |
| 19 | FCU-4               | Above ceiling in storage rm     | 2/10/2020   | Mechanical Contractor | Updated 2/26/2020: No change.                                                                                                                                                                                                                                                                                                                                                                                                                                       | Open   |               |                                             |
| 20 | EF-2                | Electrical Closet A120          | 4/6/2020    | Mechanical Contractor | Heat strip is not staying engaged going on and off. Item backchecked and still deficient as off 4/6/2020                                                                                                                                                                                                                                                                                                                                                            | Open   |               |                                             |
| 21 | EDH-1               | Call Center / Multipurpose A105 | 2/11/2020   | Mechanical Contractor | Unit is not installed.                                                                                                                                                                                                                                                                                                                                                                                                                                              | Open   |               |                                             |
| 22 | EDH-3               | Corridor A119                   | 4/6/2020    | Mechanical Contractor | Item backchecked and still deficient as off 4/6/2020                                                                                                                                                                                                                                                                                                                                                                                                                | Open   |               |                                             |
| 23 | OA-FCU-1            | Above Training Rm Ceiling       | 2/26/2020   | Mechanical Contractor | No power coming into heater. Circuit Breaker is on.                                                                                                                                                                                                                                                                                                                                                                                                                 | Open   |               |                                             |
| 24 | OA-FCU-2            | Call Center / Multipurpose A105 | 4/6/2020    | Mechanical Contractor | Heat not engaging in heat mode. Item backchecked and still deficient as off 4/6/2020                                                                                                                                                                                                                                                                                                                                                                                | Open   |               |                                             |
| 25 | FCU-4               | Above storage A115 ceiling      | 2/11/2020   | Mechanical Contractor | Unit is currently operating at 179% of design airflow producing 538cfm for a design of 300cfm and will require a new 1VP30 x 5/8" motor sheave and a BX46 belt to achieve design air flow. Unit is currently operating at 189% of design airflow producing 888cfm for a design of 470cfm and will require a new 1VP30 x 5/8" motor sheave and a BX41 belt to achieve design air flow. No Access to volume dampers that serve Linear slots due to sheetrock ceiling. | Open   |               |                                             |





**HCESD No 1 Monthly Financial Report Summary**  
**April Board Meeting**  
**Tuesday, April 28, 2020**

At the beginning of March, the Harris County Emergency Services District No 1 (HCESD No 1) beginning Operating Fund Balance was \$23,825,862. During the month, HCESD No 1 received \$495,277 in revenue – the majority of which came from the county tax receipts. HCESD No 1 processed \$1,794,349 in disbursements during the month. 73% of this balance is a payment to HCEC for the monthly invoices related to Contract Revenue (\$1,219,448) and to Construction Masters of Houston for the Pay App Request (\$95,124). The ending balance as of February 29, 2020 is \$22,526,790.

The invoices pending board approval total \$1,450,079. See page 3 and 4 for “Unpaid Bills Detail” report.

**APPROVED**  
Document approved by Harris County **ESD-1**  
Board of Commissioners  
By a Majority Vote  
on 4-28-2020 (Date)  
  
President of ESD-1  
Treasurer  
  
Secretary of ESD-1  
VP

**Harris County ESD No 1  
General Operating Fund  
As of March 31, 2020**

**General Operating Fund**

**BEGINNING BALANCE:** 23,825,862.41

**REVENUE**

|                      |            |                   |                   |
|----------------------|------------|-------------------|-------------------|
| Deposits             |            |                   |                   |
| Deposits             | 474,720.46 | Tax Revenue       |                   |
| Interest             | 98.33      | Savings Interest  |                   |
| Interest             | 20,458.06  | TX Class Interest |                   |
| <b>Total Revenue</b> |            |                   | <b>495,276.85</b> |

**DISBURSEMENTS**

|                            |                                  |              |                            |
|----------------------------|----------------------------------|--------------|----------------------------|
| EFT                        | Chase                            | 12.00        | Bank Service Chg           |
| 15911                      | Radcliffe Bobbitt Adams          | 1,316.27     | Election Costs             |
| 15902                      | Caryn Papantonakis               | 6,000.00     | Legal Fees                 |
| 15907                      | HCEC                             | 1,219,448.00 | Monthly Reimbursement      |
| 15906                      | Fred Scibuola                    | 842.58       | Commissioner Reimbursement |
| 15905                      | DeLage Laden Public Finance      | 36,939.53    | Monthly Loan               |
| 15910                      | Oak Interactive                  | 450.00       | Website Maintenance        |
| 15904                      | Construction Masters of Houston  | 95,124.45    | Pay App                    |
| 15885                      | Shirley Reed                     | 600.00       | Commissioner Reimbursement |
| 15909                      | Chase Card Services              | 2,955.20     | Credit Card                |
| 15908                      | Harris County Appraisal District | 33,893.00    | 2nd Qtr Assessment         |
| 15903                      | Interbelt North Business Owners  | 32.09        | HOA                        |
| 15887                      | The Morton Acct. Serv            | 4,271.24     | Accounting Services        |
| 15901                      | AGCM Inc.                        | 392,464.75   | Equipment Payment          |
| <b>Total Disbursements</b> |                                  |              | <b>1,794,349.11</b>        |

**ENDING BALANCE:** **22,526,790.15**

**3/31/2020**

| <b>LOCATION OF ASSETS</b>    | <b>Interest Rate</b> | <b>Balance</b>       |
|------------------------------|----------------------|----------------------|
| Chase Operating              |                      | 12,596.23            |
| Chase Savings                | 0.1800%              | 745,238.77           |
| Texas Class                  | 1.6100%              | 21,768,955.15        |
| <b>Total Account Balance</b> |                      | <b>22,526,790.15</b> |

**Harris County ESD No. 1 - GOF**  
**Unpaid Bills Detail**  
As of April 24, 2020

| Type                                         | Date       | Num                | Memo                                           | Due Date   | Open Balance        |
|----------------------------------------------|------------|--------------------|------------------------------------------------|------------|---------------------|
| <b>AG CM Inc.</b>                            |            |                    |                                                |            |                     |
| Bill                                         | 03/30/2020 | 7566               | Project Management Support #97 - February 2020 | 04/09/2020 | 4,982.50            |
| Bill                                         | 03/30/2020 | 7561               | Project Management Support - March 2020        | 04/09/2020 | 10,712.00           |
| Total AG CM Inc.                             |            |                    |                                                |            | 15,694.50           |
| <b>Carr Riggs &amp; Ingram</b>               |            |                    |                                                |            |                     |
| Bill                                         | 03/18/2020 | 16851935           | 2019 Audit Billing                             | 03/28/2020 | 14,000.00           |
| Total Carr Riggs & Ingram                    |            |                    |                                                |            | 14,000.00           |
| <b>Caryn Papantonakis</b>                    |            |                    |                                                |            |                     |
| Bill                                         | 04/11/2020 |                    | Legal Fees                                     | 04/21/2020 | 6,000.00            |
| Total Caryn Papantonakis                     |            |                    |                                                |            | 6,000.00            |
| <b>Construction Masters of Houston, Inc.</b> |            |                    |                                                |            |                     |
| Bill                                         | 02/27/2020 | Pay Request 3 - 97 | Pay Request 3 - Total Contract \$1,819,000     | 03/08/2020 | 86,777.75           |
| Total Construction Masters of Houston, Inc.  |            |                    |                                                |            | 86,777.75           |
| <b>De Lage Laden Public Finance</b>          |            |                    |                                                |            |                     |
| Bill                                         | 03/22/2020 |                    | Building Note - Monthly                        | 04/01/2020 | 36,939.53           |
| Total De Lage Laden Public Finance           |            |                    |                                                |            | 36,939.53           |
| <b>Fred A Scibuola</b>                       |            |                    |                                                |            |                     |
| Bill                                         | 04/24/2020 | Apr Reimb          | March 30 - April 28, 2020 Reimbursement        | 05/04/2020 | 600.00              |
| Total Fred A Scibuola                        |            |                    |                                                |            | 600.00              |
| <b>HCEC</b>                                  |            |                    |                                                |            |                     |
| Bill                                         | 03/31/2020 | 2111               | March 2020                                     | 04/10/2020 | 1,130,129.00        |
| Total HCEC                                   |            |                    |                                                |            | 1,130,129.00        |
| <b>Oak Interactive, LLC</b>                  |            |                    |                                                |            |                     |
| Bill                                         | 03/31/2020 | 12623              | Monthly Website Maintenance                    | 04/10/2020 | 450.00              |
| Total Oak Interactive, LLC                   |            |                    |                                                |            | 450.00              |
| <b>Radcliffe Bobbitt Adams Polley</b>        |            |                    |                                                |            |                     |
| Bill                                         | 03/31/2020 | 209592             | Legal - Election and Litigation                | 04/10/2020 | 304.56              |
| Total Radcliffe Bobbitt Adams Polley         |            |                    |                                                |            | 304.56              |
| <b>Shirley Reed</b>                          |            |                    |                                                |            |                     |
| Bill                                         | 03/31/2020 | Reimb Mar 25       | Reimbursement Request Mar 5 - Mar 25, 2020     | 04/10/2020 | 1,200.00            |
| Total Shirley Reed                           |            |                    |                                                |            | 1,200.00            |
| <b>The Morton Accounting Services</b>        |            |                    |                                                |            |                     |
| Bill                                         | 03/31/2020 | 2039               | February CPA Services                          | 04/10/2020 | 4,610.86            |
| Total The Morton Accounting Services         |            |                    |                                                |            | 4,610.86            |
| <b>TOTAL</b>                                 |            |                    |                                                |            | <b>1,296,706.20</b> |

2:02 PM

04/24/20

Harris County ESD No. 1 - GOF  
**Unpaid Bills Detail**  
As of April 24, 2020

---

| Type                                          | Date       | Num                | Memo                                       | Due Date   | Open Balance      |
|-----------------------------------------------|------------|--------------------|--------------------------------------------|------------|-------------------|
| Construction Masters of Houston, Inc.<br>Bill | 03/24/2020 | Pay Request 4 - 97 | Pay Request 4 - Total Contract \$1,819,000 | 04/03/2020 | 153,372.75        |
| Total Construction Masters of Houston, Inc.   |            |                    |                                            |            | 153,372.75        |
| <b>TOTAL</b>                                  |            |                    |                                            |            | <b>153,372.75</b> |

---

**Harris County ESD No. 1 - GOF**  
**Profit & Loss Budget vs. Actual**  
**January through March 2020**

|                                                 | Jan - Mar 20 | Budget        | \$ Over Budget | % of Budget |
|-------------------------------------------------|--------------|---------------|----------------|-------------|
| <b>Ordinary Income/Expense</b>                  |              |               |                |             |
| <b>Income</b>                                   |              |               |                |             |
| <b>41000 · Service Revenue</b>                  |              |               |                |             |
| 41100 · HCEC Ambulance Lease Revenue            | 21,000.00    | 84,000.00     | -63,000.00     | 25.0%       |
| 41200 · HCEC Property Lease Revenue             | 136,659.00   | 546,636.00    | -409,977.00    | 25.0%       |
| <b>Total 41000 · Service Revenue</b>            | 157,659.00   | 630,636.00    | -472,977.00    | 25.0%       |
| <b>42000 · Tax Revenues</b>                     | 5,955,044.05 | 17,934,534.00 | -11,979,489.95 | 33.2%       |
| <b>43000 · Other Income</b>                     |              |               |                |             |
| 43100 · Miscellaneous Income                    | 9,579.70     | 2,000.00      | 7,579.70       | 479.0%      |
| 43150 · Proceeds from Sale of Asset             | 0.00         | 2,000.00      | -2,000.00      | 0.0%        |
| 43200 · Donations & Contributions               | 0.00         | 8,400.00      | -8,400.00      | 0.0%        |
| 43550 · Interest Earned on Checking             | 19,612.28    | 350,000.00    | -330,387.72    | 5.6%        |
| 43700 · Interest Earned on Temp. Invest         | 47,120.69    |               |                |             |
| <b>Total 43000 · Other Income</b>               | 76,312.67    | 362,400.00    | -286,087.33    | 21.1%       |
| <b>Total Income</b>                             | 6,189,015.72 | 18,927,570.00 | -12,738,554.28 | 32.7%       |
| <b>Gross Profit</b>                             | 6,189,015.72 | 18,927,570.00 | -12,738,554.28 | 32.7%       |
| <b>Expense</b>                                  |              |               |                |             |
| 143502 · Commissions Paid from Levy             | 35,342.89    | 90,000.00     | -54,657.11     | 39.3%       |
| 170000 · Capital Purchases                      | 0.00         | 2,550,000.00  | -2,550,000.00  | 0.0%        |
| 50000 · Commissioner Salaries and Wages         | 5,889.76     | 36,000.00     | -30,110.24     | 16.4%       |
| 51000 · HCEC Program Expense                    | 3,653,127.00 | 17,217,152.64 | -13,564,025.64 | 21.2%       |
| 52000 · Contract Services (DNU)                 |              |               |                |             |
| 52100 · Accounting Fees                         | 12,900.97    | 45,000.00     | -32,099.03     | 28.7%       |
| 52200 · Audit Fees                              | 14,000.00    | 18,000.00     | -4,000.00      | 77.8%       |
| 52300 · Legal Fees                              | 18,000.00    | 72,000.00     | -54,000.00     | 25.0%       |
| 52350 · Outside Contract Services               | 30,986.76    | 200,000.00    | -169,013.24    | 15.5%       |
| 52550 · Election Expense                        | 4,960.96     | 7,000.00      | -2,039.04      | 70.9%       |
| <b>Total 52000 · Contract Services (DNU)</b>    | 80,848.69    | 342,000.00    | -261,151.31    | 23.6%       |
| 53000 · Operations (DNU)                        |              |               |                |             |
| 53100 · Banking Fees                            | 36.00        | 230.00        | -194.00        | 15.7%       |
| 53150 · Dues & Subscriptions                    | 1,382.09     | 8,000.00      | -6,617.91      | 17.3%       |
| 53200 · Postage                                 | 44.80        | 450.00        | -405.20        | 10.0%       |
| 53300 · Printing & Copying                      | 50.46        | 300.00        | -249.54        | 16.8%       |
| 53350 · Legal Notices & Filing Fees             | 0.00         | 20,000.00     | -20,000.00     | 0.0%        |
| 53400 · Office Supplies                         | 47.73        | 2,000.00      | -1,952.27      | 2.4%        |
| <b>Total 53000 · Operations (DNU)</b>           | 1,561.08     | 30,980.00     | -29,418.92     | 5.0%        |
| 54000 · General and Admin Expenses              |              |               |                |             |
| 54150 · Insurance - Gen Liab-Err & Omis         | 52,344.00    | 27,500.00     | 24,844.00      | 190.3%      |
| 54200 · Insurance - Treasurer's Bond            | 0.00         | 600.00        | -600.00        | 0.0%        |
| 54300 · Other Costs (Contingency Funds)         | 0.00         | 15,000.00     | -15,000.00     | 0.0%        |
| 54400 · HCAD Qtr Expenses                       | 33,893.00    | 122,000.00    | -88,107.00     | 27.8%       |
| 54450 · Depreciation Expense                    | 0.00         | 500,000.00    | -500,000.00    | 0.0%        |
| 54600 · Travel & Meetings                       | 126.10       | 4,000.00      | -3,873.90      | 3.2%        |
| 54650 · Conference, Conven & Meetings           | 1,275.00     | 6,000.00      | -4,725.00      | 21.3%       |
| 54700 · Travel/Lodging                          | 2,796.69     | 5,000.00      | -2,203.31      | 55.9%       |
| <b>Total 54000 · General and Admin Expenses</b> | 90,434.79    | 680,100.00    | -589,665.21    | 13.3%       |
| 60000 · Interest Expense                        | 25,912.68    | 290,545.36    | -264,632.68    | 8.9%        |
| 66900 · Reconciliation Discrepancies            | 32.41        |               |                |             |
| <b>Total Expense</b>                            | 3,893,149.30 | 21,236,778.00 | -17,343,628.70 | 18.3%       |
| <b>Net Ordinary Income</b>                      | 2,295,866.42 | -2,309,208.00 | 4,605,074.42   | -99.4%      |
| <b>Net Income</b>                               | 2,295,866.42 | -2,309,208.00 | 4,605,074.42   | -99.4%      |

**Harris County ESD No. 1 - GOF**  
**Balance Sheet Prev Year Comparison**  
**As of March 31, 2020**

|                                                   | Mar 31, 20           | Mar 31, 19           | \$ Change            | % Change      |
|---------------------------------------------------|----------------------|----------------------|----------------------|---------------|
| <b>ASSETS</b>                                     |                      |                      |                      |               |
| <b>Current Assets</b>                             |                      |                      |                      |               |
| <b>Checking/Savings</b>                           |                      |                      |                      |               |
| 11100 · Cash in Bank                              | -8,676.39            | 695,416.95           | -704,093.34          | -101.3%       |
| 11300 · Time Deposits                             | 745,238.77           | 144,782.06           | 600,456.71           | 414.7%        |
| 11350 · Texas Class Investment                    | 21,768,955.15        | 24,211,909.73        | -2,442,954.58        | -10.1%        |
| <b>Total Checking/Savings</b>                     | <b>22,505,517.53</b> | <b>25,052,108.74</b> | <b>-2,546,591.21</b> | <b>-10.2%</b> |
| <b>Accounts Receivable</b>                        |                      |                      |                      |               |
| 11001 · *Accounts Receivable                      | 11.57                | 11.57                | 0.00                 | 0.0%          |
| <b>Total Accounts Receivable</b>                  | <b>11.57</b>         | <b>11.57</b>         | <b>0.00</b>          | <b>0.0%</b>   |
| <b>Other Current Assets</b>                       |                      |                      |                      |               |
| <b>11500 · Accounts Receivable</b>                |                      |                      |                      |               |
| 11510 · Current Taxes Receivables                 | 6,386,863.41         | 4,784,985.51         | 1,601,877.90         | 33.5%         |
| 11520 · Delinquent Taxes Receivable               | 1,492,777.46         | 1,032,133.97         | 460,643.49           | 44.6%         |
| 11550 · Due from Tax Assessor                     | -0.60                | -0.60                | 0.00                 | 0.0%          |
| 11590 · Allowance Doubtful Accts-Tax              | -903,020.00          | -903,020.00          | 0.00                 | 0.0%          |
| 11500 · Accounts Receivable - Other               | 17,125.50            | 17,125.50            | 0.00                 | 0.0%          |
| <b>Total 11500 · Accounts Receivable</b>          | <b>6,993,745.77</b>  | <b>4,931,224.38</b>  | <b>2,062,521.39</b>  | <b>41.8%</b>  |
| <b>11600 · Fees for Services Receivable</b>       |                      |                      |                      |               |
| 11610 · Service Fee Receivable                    | 63,986,572.82        | 64,053,743.27        | -67,170.45           | -0.1%         |
| 11650 · Allowance for Bad Debt                    | -63,961,127.00       | -63,961,127.00       | 0.00                 | 0.0%          |
| <b>Total 11600 · Fees for Services Receivable</b> | <b>25,445.82</b>     | <b>92,616.27</b>     | <b>-67,170.45</b>    | <b>-72.5%</b> |
| <b>11800 · Prepaid Expense</b>                    |                      |                      |                      |               |
| 11800 · Prepaid Expense                           | 39,848.00            | 39,848.00            | 0.00                 | 0.0%          |
| <b>Total Other Current Assets</b>                 | <b>7,059,039.59</b>  | <b>5,063,688.65</b>  | <b>1,995,350.94</b>  | <b>39.4%</b>  |
| <b>Total Current Assets</b>                       | <b>29,564,568.69</b> | <b>30,115,808.96</b> | <b>-551,240.27</b>   | <b>-1.8%</b>  |
| <b>Fixed Assets</b>                               |                      |                      |                      |               |
| <b>15000 · Vehicle Assets</b>                     |                      |                      |                      |               |
| 15010 · Vehicles                                  | 2,669,050.50         | 2,600,167.89         | 68,882.61            | 2.7%          |
| 15020 · Vehicles on Order                         | 449,559.68           | 0.00                 | 449,559.68           | 100.0%        |
| <b>Total 15000 · Vehicle Assets</b>               | <b>3,118,610.18</b>  | <b>2,600,167.89</b>  | <b>518,442.29</b>    | <b>19.9%</b>  |
| <b>16000 · Land</b>                               |                      |                      |                      |               |
| 16010 · Land- 1620 Isom Property                  | 235,546.58           | 235,546.58           | 0.00                 | 0.0%          |
| 16020 · Land- Fallbrook Property                  | 30,809.15            | 30,809.15            | 0.00                 | 0.0%          |
| 16030 · Land- Old Humble Rd Property              | 117,980.67           | 117,980.67           | 0.00                 | 0.0%          |
| 16040 · Land- 2800 Aldine Bender                  | 309,467.00           | 309,467.00           | 0.00                 | 0.0%          |
| 16000 · Land - Other                              | 885,097.93           | 885,097.93           | 0.00                 | 0.0%          |
| <b>Total 16000 · Land</b>                         | <b>1,578,901.33</b>  | <b>1,578,901.33</b>  | <b>0.00</b>          | <b>0.0%</b>   |
| <b>17000 · Furniture and Equipment</b>            |                      |                      |                      |               |
| 17010 · Off. & Maint Equipment                    | 1,514,002.60         | 1,026,880.12         | 487,122.48           | 47.4%         |
| 17020 · Medical Equipment                         | 3,561,022.98         | 3,521,797.98         | 39,225.00            | 1.1%          |
| 17030 · Software & License Agreements             | 55,296.84            | 0.00                 | 55,296.84            | 100.0%        |
| 17040 · Furniture & Fixtures                      | 247,256.48           | 87,885.48            | 159,371.00           | 181.3%        |
| 17050 · Communication Cntr New Station            | 431,434.26           | 0.00                 | 431,434.26           | 100.0%        |
| 17000 · Furniture and Equipment - Other           | 14,850.00            | 14,850.00            | 0.00                 | 0.0%          |
| <b>Total 17000 · Furniture and Equipment</b>      | <b>5,823,863.16</b>  | <b>4,651,413.58</b>  | <b>1,172,449.58</b>  | <b>25.2%</b>  |
| <b>18000 · Building and Improvements</b>          |                      |                      |                      |               |
| 18010 · 1620 Isom Admin Bldg                      | 488,507.62           | 488,507.62           | 0.00                 | 0.0%          |
| 18020 · 2800 Aldine Bender Bldg                   | 5,758,586.91         | 5,758,586.91         | 0.00                 | 0.0%          |
| 18030 · 7710 Fallbrook Station                    | 476,537.75           | 476,537.75           | 0.00                 | 0.0%          |
| 18040 · 10512 Airline Station                     | 238,339.00           | 238,339.00           | 0.00                 | 0.0%          |
| 18050 · 6310 Aldine Bender Station                | 523,695.00           | 523,695.00           | 0.00                 | 0.0%          |
| 18060 · Station #92                               | 3,312,438.49         | 2,007,937.33         | 1,304,501.16         | 65.0%         |
| 18070 · Station #94                               | 2,803,348.43         | 1,815,499.41         | 987,849.02           | 54.4%         |
| 18080 · Station #97                               | 422,480.88           | 15,278.69            | 407,202.19           | 2,665.2%      |
| <b>Total 18000 · Building and Improvements</b>    | <b>14,023,934.08</b> | <b>11,324,381.71</b> | <b>2,699,552.37</b>  | <b>23.8%</b>  |

**Harris County ESD No. 1 - GOF**  
**Balance Sheet Prev Year Comparison**  
**As of March 31, 2020**

|                                            | Mar 31, 20           | Mar 31, 19           | \$ Change            | % Change      |
|--------------------------------------------|----------------------|----------------------|----------------------|---------------|
| 19000 · Accumulated Depreciation           | -8,709,866.56        | -7,527,584.50        | -1,182,282.06        | -15.7%        |
| <b>Total Fixed Assets</b>                  | <b>15,835,442.19</b> | <b>12,627,280.01</b> | <b>3,208,162.18</b>  | <b>25.4%</b>  |
| <b>Other Assets</b>                        |                      |                      |                      |               |
| 19500 · Call Center License                |                      |                      |                      |               |
| 19550 · Old Comm Center Other              | 800,000.00           | 800,000.00           | 0.00                 | 0.0%          |
| <b>Total 19500 · Call Center License</b>   | <b>800,000.00</b>    | <b>800,000.00</b>    | <b>0.00</b>          | <b>0.0%</b>   |
| <b>Total Other Assets</b>                  | <b>800,000.00</b>    | <b>800,000.00</b>    | <b>0.00</b>          | <b>0.0%</b>   |
| <b>TOTAL ASSETS</b>                        | <b>46,200,010.88</b> | <b>43,543,088.97</b> | <b>2,656,921.91</b>  | <b>6.1%</b>   |
| <b>LIABILITIES &amp; EQUITY</b>            |                      |                      |                      |               |
| <b>Liabilities</b>                         |                      |                      |                      |               |
| <b>Current Liabilities</b>                 |                      |                      |                      |               |
| <b>Accounts Payable</b>                    |                      |                      |                      |               |
| 20000 · Accounts Payable                   | 1,443,478.95         | 1,761,333.88         | -317,854.93          | -18.1%        |
| 20050 · Unclaimed Property                 | 352.41               | 352.41               | 0.00                 | 0.0%          |
| <b>Total Accounts Payable</b>              | <b>1,443,831.36</b>  | <b>1,761,686.29</b>  | <b>-317,854.93</b>   | <b>-18.0%</b> |
| <b>Other Current Liabilities</b>           |                      |                      |                      |               |
| 22000 · Accrued Expenses                   |                      |                      |                      |               |
| 22200 · Interest Payable                   | 27,777.65            | 0.00                 | 27,777.65            | 100.0%        |
| <b>Total 22000 · Accrued Expenses</b>      | <b>27,777.65</b>     | <b>0.00</b>          | <b>27,777.65</b>     | <b>100.0%</b> |
| 23000 · Other Payables                     |                      |                      |                      |               |
| 23020 · Deferred Taxes                     | 17,879,361.16        | 16,228,687.07        | 1,650,674.09         | 10.2%         |
| <b>Total 23000 · Other Payables</b>        | <b>17,879,361.16</b> | <b>16,228,687.07</b> | <b>1,650,674.09</b>  | <b>10.2%</b>  |
| 24000 · Current Notes Payable              |                      |                      |                      |               |
| 24040 · De Lage Landen Principle           | 249,839.00           | 266,873.51           | -17,034.51           | -6.4%         |
| 24050 · Government Capital Debt            | 381,905.32           | 369,062.83           | 12,842.49            | 3.5%          |
| <b>Total 24000 · Current Notes Payable</b> | <b>631,744.32</b>    | <b>635,936.34</b>    | <b>-4,192.02</b>     | <b>-0.7%</b>  |
| <b>Total Other Current Liabilities</b>     | <b>18,538,883.13</b> | <b>16,864,623.41</b> | <b>1,674,259.72</b>  | <b>9.9%</b>   |
| <b>Total Current Liabilities</b>           | <b>19,982,714.49</b> | <b>18,626,309.70</b> | <b>1,356,404.79</b>  | <b>7.3%</b>   |
| <b>Long Term Liabilities</b>               |                      |                      |                      |               |
| 25000 · Long Term Debt                     |                      |                      |                      |               |
| 25020 · Note Payable- WF                   | -0.01                | -0.01                | 0.00                 | 0.0%          |
| 25040 · Note Payable- DeLage Landen        | 1,232,849.19         | 1,604,533.63         | -371,684.44          | -23.2%        |
| 25050 · Note Payable - Government Cap      | 6,059,288.97         | 6,441,194.29         | -381,905.32          | -5.9%         |
| 25060 · Note - Stryker Equipment           | 1,177,394.25         | 1,569,859.00         | -392,464.75          | -25.0%        |
| <b>Total 25000 · Long Term Debt</b>        | <b>8,469,532.40</b>  | <b>9,615,586.91</b>  | <b>-1,146,054.51</b> | <b>-11.9%</b> |
| <b>Total Long Term Liabilities</b>         | <b>8,469,532.40</b>  | <b>9,615,586.91</b>  | <b>-1,146,054.51</b> | <b>-11.9%</b> |
| <b>Total Liabilities</b>                   | <b>28,452,246.89</b> | <b>28,241,896.61</b> | <b>210,350.28</b>    | <b>0.7%</b>   |
| <b>Equity</b>                              |                      |                      |                      |               |
| 30000 · Opening Bal Equity                 | 5,996,412.00         | 5,996,412.00         | 0.00                 | 0.0%          |
| 30100 · Unassigned Fund Balance            | 8,040,485.54         | 6,733,189.23         | 1,307,296.31         | 19.4%         |
| 30400 · Unrestricted Net Assets            | 1,415,000.03         | 1,415,000.03         | 0.00                 | 0.0%          |
| Net Income                                 | 2,295,866.42         | 1,156,591.10         | 1,139,275.32         | 98.5%         |
| <b>Total Equity</b>                        | <b>17,747,763.99</b> | <b>15,301,192.36</b> | <b>2,446,571.63</b>  | <b>16.0%</b>  |
| <b>TOTAL LIABILITIES &amp; EQUITY</b>      | <b>46,200,010.88</b> | <b>43,543,088.97</b> | <b>2,656,921.91</b>  | <b>6.1%</b>   |

**Harris County ESD No. 1 - GOF  
Profit & Loss Detail  
January through March 2020**

| Type                                        | Date       | Num  | Adj | Name                     | Memo                                        | Amount       |
|---------------------------------------------|------------|------|-----|--------------------------|---------------------------------------------|--------------|
| <b>Ordinary Income/Expense</b>              |            |      |     |                          |                                             |              |
| <b>Income</b>                               |            |      |     |                          |                                             |              |
| <b>41000 · Service Revenue</b>              |            |      |     |                          |                                             |              |
| <b>41100 · HCEC Ambulance Lease Revenue</b> |            |      |     |                          |                                             |              |
| Bill                                        | 01/31/2020 | 2077 |     | HCEC                     | Master Lease for Vehicles                   | 7,000.00     |
| Bill                                        | 02/29/2020 | 2095 |     | HCEC                     | Master Lease for Vehicles                   | 7,000.00     |
| Bill                                        | 03/31/2020 | 2111 |     | HCEC                     | Master Lease for Vehicles                   | 7,000.00     |
| Total 41100 · HCEC Ambulance Lease Revenue  |            |      |     |                          |                                             | 21,000.00    |
| <b>41200 · HCEC Property Lease Revenue</b>  |            |      |     |                          |                                             |              |
| Bill                                        | 01/31/2020 | 2077 |     | HCEC                     | Original Agreement                          | 45,553.00    |
| Bill                                        | 02/29/2020 | 2095 |     | HCEC                     | Original Agreement                          | 45,553.00    |
| Bill                                        | 03/31/2020 | 2111 |     | HCEC                     | Original Agreement                          | 45,553.00    |
| Total 41200 · HCEC Property Lease Revenue   |            |      |     |                          |                                             | 136,659.00   |
| Total 41000 · Service Revenue               |            |      |     |                          |                                             | 157,659.00   |
| <b>42000 · Tax Revenues</b>                 |            |      |     |                          |                                             |              |
| <b>42100 · Penalty &amp; Interest</b>       |            |      |     |                          |                                             |              |
| Deposit                                     | 01/09/2020 |      |     | Harris County Tax Office | Deliquent P&I                               | 1,507.79     |
| Deposit                                     | 01/14/2020 |      |     | Harris County Tax Office | Deliquent P&I                               | 2,458.21     |
| Deposit                                     | 01/22/2020 |      |     | Harris County Tax Office | Deliquent P&I                               | 1,953.09     |
| Deposit                                     | 01/27/2020 |      |     | Harris County Tax Office | Deliquent P&I                               | 1,490.61     |
| Deposit                                     | 01/30/2020 |      |     | Harris County Tax Office | P&I                                         | 0.00         |
| Deposit                                     | 01/30/2020 |      |     | Harris County Tax Office | Deliquent P&I                               | 1,557.55     |
| Deposit                                     | 01/31/2020 |      |     | Harris County Tax Office | P&I                                         | 0.00         |
| Deposit                                     | 01/31/2020 |      |     | Harris County Tax Office | Deliquent P&I                               | 1,216.52     |
| Deposit                                     | 02/02/2020 |      |     | Harris County Tax Office | Deliquent P&I                               | 1,596.01     |
| Deposit                                     | 02/11/2020 |      |     | Harris County Tax Office | Deliquent P&I                               | 61.24        |
| Deposit                                     | 02/11/2020 |      |     | Harris County Tax Office | Deliquent P&I                               | 489.22       |
| Deposit                                     | 02/12/2020 |      |     | Harris County Tax Office | P&I                                         | 3,489.37     |
| Deposit                                     | 02/12/2020 |      |     | Harris County Tax Office | Deliquent P&I                               | 4,607.39     |
| Deposit                                     | 02/13/2020 |      |     | Harris County Tax Office | P&I                                         | 241.48       |
| Deposit                                     | 02/13/2020 |      |     | Harris County Tax Office | Deliquent P&I                               | 1,001.99     |
| Deposit                                     | 02/19/2020 |      |     | Harris County Tax Office | P&I                                         | 2,212.29     |
| Deposit                                     | 02/19/2020 |      |     | Harris County Tax Office | Deliquent P&I                               | 766.19       |
| Deposit                                     | 02/20/2020 |      |     | Harris County Tax Office | P&I                                         | 1,747.54     |
| Deposit                                     | 02/20/2020 |      |     | Harris County Tax Office | Deliquent P&I                               | 551.33       |
| Deposit                                     | 02/26/2020 |      |     | Harris County Tax Office | P&I                                         | 2,512.98     |
| Deposit                                     | 02/26/2020 |      |     | Harris County Tax Office | Deliquent P&I                               | 1,055.34     |
| Deposit                                     | 02/28/2020 |      |     | Harris County Tax Office | P&I                                         | 2,422.86     |
| Deposit                                     | 02/28/2020 |      |     | Harris County Tax Office | Deliquent P&I                               | 1,276.16     |
| Deposit                                     | 03/05/2020 |      |     | Harris County Tax Office | P&I                                         | 5,864.14     |
| Deposit                                     | 03/05/2020 |      |     | Harris County Tax Office | Deliquent P&I                               | 515.20       |
| Deposit                                     | 03/06/2020 |      |     | Harris County Tax Office | P&I                                         | 39.84        |
| Deposit                                     | 03/06/2020 |      |     | Harris County Tax Office | Deliquent P&I                               | 61.12        |
| Deposit                                     | 03/09/2020 |      |     | Harris County Tax Office | P&I                                         | 4,748.42     |
| Deposit                                     | 03/09/2020 |      |     | Harris County Tax Office | Deliquent P&I                               | 831.62       |
| Deposit                                     | 03/12/2020 |      |     | Harris County Tax Office | P&I                                         | 2,526.55     |
| Deposit                                     | 03/12/2020 |      |     | Harris County Tax Office | Deliquent P&I                               | 1,841.03     |
| Deposit                                     | 03/17/2020 |      |     | Harris County Tax Office | P&I                                         | 2,388.03     |
| Deposit                                     | 03/17/2020 |      |     | Harris County Tax Office | Deliquent P&I                               | 665.85       |
| Deposit                                     | 03/20/2020 |      |     | Harris County Tax Office | P&I                                         | 1,528.73     |
| Deposit                                     | 03/20/2020 |      |     | Harris County Tax Office | Deliquent P&I                               | 432.20       |
| Deposit                                     | 03/25/2020 |      |     | Harris County Tax Office | P&I                                         | 1,416.60     |
| Deposit                                     | 03/25/2020 |      |     | Harris County Tax Office | Deliquent P&I                               | 459.30       |
| Deposit                                     | 03/30/2020 |      |     | Harris County Tax Office | P&I                                         | 2,186.12     |
| Deposit                                     | 03/30/2020 |      |     | Harris County Tax Office | Deliquent P&I                               | 763.75       |
| Total 42100 · Penalty & Interest            |            |      |     |                          |                                             | 60,483.66    |
| <b>42300 · Tax Revenue</b>                  |            |      |     |                          |                                             |              |
| Deposit                                     | 01/09/2020 |      |     | Harris County Tax Office | Current Levy                                | 413,991.06   |
| Deposit                                     | 01/14/2020 |      |     | Harris County Tax Office | Current Levy                                | 579,953.62   |
| Deposit                                     | 01/22/2020 |      |     | Harris County Tax Office | Current Levy                                | 1,149,496.56 |
| Deposit                                     | 01/27/2020 |      |     | Harris County Tax Office | Current Levy                                | 1,416,911.07 |
| Deposit                                     | 01/30/2020 |      |     | Harris County Tax Office | Current Levy                                | 754,257.58   |
| Deposit                                     | 01/31/2020 |      |     | Harris County Tax Office | Current Levy                                | 50,448.82    |
| Deposit                                     | 01/31/2020 |      |     | Harris County Tax Office | Current Levy                                | 1,529,501.68 |
| Total 42300 · Tax Revenue                   |            |      |     |                          |                                             | 5,894,560.39 |
| Total 42000 · Tax Revenues                  |            |      |     |                          |                                             | 5,955,044.05 |
| <b>43000 · Other Income</b>                 |            |      |     |                          |                                             |              |
| <b>43100 · Miscellaneous Income</b>         |            |      |     |                          |                                             |              |
| Deposit                                     | 02/18/2020 |      |     | Harris County Tax Office | Overpayments over three years ago unclaimed | 9,579.70     |
| Total 43100 · Miscellaneous Income          |            |      |     |                          |                                             | 9,579.70     |
| <b>43550 · Interest Earned on Checking</b>  |            |      |     |                          |                                             |              |
| Deposit                                     | 01/31/2020 |      |     |                          | Interest                                    | 19,562.02    |



**Harris County ESD No. 1 - GOF  
Profit & Loss Detail  
January through March 2020**

| Type                                           | Date       | Num      | Adj | Name                           | Memo                                                   | Amount       |
|------------------------------------------------|------------|----------|-----|--------------------------------|--------------------------------------------------------|--------------|
| Deposit                                        | 01/31/2020 |          |     |                                | Interest                                               | 50.26        |
| Total 43550 · Interest Earned on Checking      |            |          |     |                                |                                                        | 19,612.28    |
| <b>43700 · Interest Earned on Temp. Invest</b> |            |          |     |                                |                                                        |              |
| Deposit                                        | 02/29/2020 |          |     |                                | Interest                                               | 26,484.62    |
| Deposit                                        | 02/29/2020 |          |     |                                | Interest                                               | 79.68        |
| Deposit                                        | 03/31/2020 |          |     |                                | Interest                                               | 20,458.06    |
| Deposit                                        | 03/31/2020 |          |     |                                | Interest                                               | 98.33        |
| Total 43700 · Interest Earned on Temp. Invest  |            |          |     |                                |                                                        | 47,120.69    |
| Total 43000 · Other Income                     |            |          |     |                                |                                                        | 76,312.67    |
| Total Income                                   |            |          |     |                                |                                                        | 6,189,015.72 |
| Gross Profit                                   |            |          |     |                                |                                                        | 6,189,015.72 |
| <b>Expense</b>                                 |            |          |     |                                |                                                        |              |
| <b>143502 · Commissions Paid from Levy</b>     |            |          |     |                                |                                                        |              |
| Deposit                                        | 01/09/2020 |          |     | Harris County Tax Office       | Adj/Fees                                               | 4,203.37     |
| Deposit                                        | 01/14/2020 |          |     | Harris County Tax Office       | Adj/Fees                                               | 5,712.42     |
| Deposit                                        | 01/22/2020 |          |     | Harris County Tax Office       | Deposit                                                | 11,607.82    |
| Deposit                                        | 01/27/2020 |          |     | Harris County Tax Office       | Deposit                                                | 13,819.28    |
| Total 143502 · Commissions Paid from Levy      |            |          |     |                                |                                                        | 35,342.89    |
| <b>50000 · Commissioner Salaries and Wages</b> |            |          |     |                                |                                                        |              |
| <b>50250 · Commissioner Reimbursement</b>      |            |          |     |                                |                                                        |              |
| Bill                                           | 02/19/2020 | Feb R... |     | Fred A Scibuola                | Jan 12 - Feb 19, 2020 Reimbursement                    | 1,200.00     |
| Bill                                           | 02/25/2020 | Reimb... |     | Shirley Reed                   | Reimbursement Request Jan 1 -Feb 21, 2019              | 1,950.00     |
| Bill                                           | 02/25/2020 | Reimb... |     | Shirley Reed                   | Reimbursement Request Jan 1 -Feb 21, 2019              | 97.18        |
| Bill                                           | 03/16/2020 | Feb R... |     | Fred A Scibuola                | Feb 20 - March 16, 2020 Reimbursement                  | 842.58       |
| Bill                                           | 03/24/2020 | Reimb... |     | Shirley Reed                   | Reimbursement Request Feb 22 - Feb 26, 2020            | 600.00       |
| Bill                                           | 03/31/2020 | Reimb... |     | Shirley Reed                   | Reimbursement Request Mar 5 - Mar 25, 2020             | 1,200.00     |
| Total 50250 · Commissioner Reimbursement       |            |          |     |                                |                                                        | 5,889.76     |
| Total 50000 · Commissioner Salaries and Wages  |            |          |     |                                |                                                        | 5,889.76     |
| <b>51000 · HCEC Program Expense</b>            |            |          |     |                                |                                                        |              |
| <b>51100 · HCEC Contract Expense</b>           |            |          |     |                                |                                                        |              |
| Bill                                           | 01/31/2020 | 2077     |     | HCEC                           | Rate change to \$984.21 @ 1661 trips (less \$436,32... | 1,198,444.00 |
| Bill                                           | 02/29/2020 | 2095     |     | HCEC                           | Rate change to \$984.21 @ 1595 trips (less \$297,81... | 1,272,001.00 |
| Bill                                           | 03/31/2020 | 2111     |     | HCEC                           | Rate change to \$984.21 @ 1595 trips (less \$297,81... | 1,182,682.00 |
| Total 51100 · HCEC Contract Expense            |            |          |     |                                |                                                        | 3,653,127.00 |
| Total 51000 · HCEC Program Expense             |            |          |     |                                |                                                        | 3,653,127.00 |
| <b>52000 · Contract Services (DNU)</b>         |            |          |     |                                |                                                        |              |
| <b>52100 · Accounting Fees</b>                 |            |          |     |                                |                                                        |              |
| Bill                                           | 01/31/2020 | 2031     |     | The Morton Accounting Services | January CPA Services                                   | 4,077.31     |
| Bill                                           | 02/29/2020 | 2035     |     | The Morton Accounting Services | February CPA Services                                  | 4,243.82     |
| Bill                                           | 03/31/2020 | 2039     |     | The Morton Accounting Services | February CPA Services                                  | 4,579.84     |
| Total 52100 · Accounting Fees                  |            |          |     |                                |                                                        | 12,900.97    |
| <b>52200 · Audit Fees</b>                      |            |          |     |                                |                                                        |              |
| Bill                                           | 03/18/2020 | 16851... |     | Carr Riggs & Ingram            | 2019 Audit Billing                                     | 14,000.00    |
| Total 52200 · Audit Fees                       |            |          |     |                                |                                                        | 14,000.00    |
| <b>52300 · Legal Fees</b>                      |            |          |     |                                |                                                        |              |
| Bill                                           | 01/11/2020 |          |     | Caryn Papantonakis             | Legal Fees                                             | 6,000.00     |
| Bill                                           | 02/11/2020 |          |     | Caryn Papantonakis             | Legal Fees                                             | 6,000.00     |
| Bill                                           | 03/11/2020 |          |     | Caryn Papantonakis             | Legal Fees                                             | 6,000.00     |
| Total 52300 · Legal Fees                       |            |          |     |                                |                                                        | 18,000.00    |
| <b>52350 · Outside Contract Services</b>       |            |          |     |                                |                                                        |              |
| Bill                                           | 01/31/2020 | 7419     |     | AG CM Inc.                     | Station #97                                            | 15,292.26    |
| Bill                                           | 03/30/2020 | 7566     |     | AG CM Inc.                     | Project Management Support #97 - February 2020         | 4,982.50     |
| Bill                                           | 03/30/2020 | 7561     |     | AG CM Inc.                     | Project Management Support - March 2020                | 10,712.00    |
| Total 52350 · Outside Contract Services        |            |          |     |                                |                                                        | 30,986.76    |
| <b>52550 · Election Expense</b>                |            |          |     |                                |                                                        |              |
| Bill                                           | 01/31/2020 | 209308   |     | Radcliffe Bobbitt Adams Polley | Legal - Election and Litigation                        | 3,340.13     |
| Bill                                           | 02/29/2020 | 209454   |     | Radcliffe Bobbitt Adams Polley | Legal - Election and Litigation                        | 1,316.27     |
| Bill                                           | 03/31/2020 | 209592   |     | Radcliffe Bobbitt Adams Polley | Legal - Election and Litigation                        | 304.56       |
| Total 52550 · Election Expense                 |            |          |     |                                |                                                        | 4,960.96     |
| Total 52000 · Contract Services (DNU)          |            |          |     |                                |                                                        | 80,848.69    |
| <b>53000 · Operations (DNU)</b>                |            |          |     |                                |                                                        |              |

**Harris County ESD No. 1 - GOF  
Profit & Loss Detail  
January through March 2020**

| Type                                               | Date       | Num       | Adj | Name                                   | Memo                                            | Amount    |
|----------------------------------------------------|------------|-----------|-----|----------------------------------------|-------------------------------------------------|-----------|
| <b>53100 · Banking Fees</b>                        |            |           |     |                                        |                                                 |           |
| Check                                              | 01/04/2020 |           |     |                                        | Service Charge                                  | 12.00     |
| Check                                              | 02/04/2020 |           |     |                                        | Service Charge                                  | 12.00     |
| Check                                              | 03/04/2020 |           |     |                                        | Service Charge                                  | 12.00     |
| Total 53100 · Banking Fees                         |            |           |     |                                        |                                                 | 36.00     |
| <b>53150 · Dues &amp; Subscriptions</b>            |            |           |     |                                        |                                                 |           |
| Bill                                               | 01/31/2020 | 12584     |     | Oak Interactive, LLC                   | Monthly Website Maintenance                     | 450.00    |
| Bill                                               | 02/29/2020 | 2019 ...  |     | Interbelt North Business Owner's As... | Acct #314573 Annual Dues 2019                   | 32.09     |
| Bill                                               | 02/29/2020 | 12595     |     | Oak Interactive, LLC                   | Monthly Website Maintenance                     | 450.00    |
| Bill                                               | 03/31/2020 | 12623     |     | Oak Interactive, LLC                   | Monthly Website Maintenance                     | 450.00    |
| Total 53150 · Dues & Subscriptions                 |            |           |     |                                        |                                                 | 1,382.09  |
| <b>53200 · Postage</b>                             |            |           |     |                                        |                                                 |           |
| Bill                                               | 01/31/2020 | 2031      |     | The Morton Accounting Services         | January CPA Services                            | 22.90     |
| Bill                                               | 02/29/2020 | 2035      |     | The Morton Accounting Services         | February CPA Services                           | 12.05     |
| Bill                                               | 03/31/2020 | 2039      |     | The Morton Accounting Services         | February CPA Services                           | 9.85      |
| Total 53200 · Postage                              |            |           |     |                                        |                                                 | 44.80     |
| <b>53300 · Printing &amp; Copying</b>              |            |           |     |                                        |                                                 |           |
| Bill                                               | 01/31/2020 | 2031      |     | The Morton Accounting Services         | January CPA Services                            | 13.92     |
| Bill                                               | 02/29/2020 | 2035      |     | The Morton Accounting Services         | February CPA Services                           | 15.37     |
| Bill                                               | 03/31/2020 | 2039      |     | The Morton Accounting Services         | February CPA Services                           | 21.17     |
| Total 53300 · Printing & Copying                   |            |           |     |                                        |                                                 | 50.46     |
| <b>53400 · Office Supplies</b>                     |            |           |     |                                        |                                                 |           |
| Bill                                               | 01/31/2020 | 2031      |     | The Morton Accounting Services         | January CPA Services                            | 47.73     |
| Total 53400 · Office Supplies                      |            |           |     |                                        |                                                 | 47.73     |
| Total 53000 · Operations (DNU)                     |            |           |     |                                        |                                                 | 1,561.08  |
| <b>54000 · General and Admin Expenses</b>          |            |           |     |                                        |                                                 |           |
| <b>54150 · Insurance - Gen Liab-Err &amp; Omis</b> |            |           |     |                                        |                                                 |           |
| Bill                                               | 01/14/2020 | 2020 I... |     | VFIS of Texas                          | HARC0-1 Insurance Coverage - 1/1/20 to 12/31/20 | 52,344.00 |
| Total 54150 · Insurance - Gen Liab-Err & Omis      |            |           |     |                                        |                                                 | 52,344.00 |
| <b>54400 · HCAD Qtr Expenses</b>                   |            |           |     |                                        |                                                 |           |
| Bill                                               | 03/24/2020 | PSI20...  |     | Harris County Appraisal District       | 2nd Quarter 2020 Assessment                     | 33,893.00 |
| Total 54400 · HCAD Qtr Expenses                    |            |           |     |                                        |                                                 | 33,893.00 |
| <b>54600 · Travel &amp; Meetings</b>               |            |           |     |                                        |                                                 |           |
| Bill                                               | 03/16/2020 | Feb/M...  |     | Chase Card Services                    | Shrimp & Stuff - Safe D                         | 23.02     |
| Bill                                               | 03/16/2020 | Feb/M...  |     | Chase Card Services                    | Costco Gas - Safe D                             | 49.73     |
| Bill                                               | 03/16/2020 | Feb/M...  |     | Chase Card Services                    | Moody Gardens - Safe D                          | 25.73     |
| Bill                                               | 03/16/2020 | Feb/M...  |     | Chase Card Services                    | Shrimp & Stuff - Safe D                         | 27.62     |
| Total 54600 · Travel & Meetings                    |            |           |     |                                        |                                                 | 126.10    |
| <b>54650 · Conference, Conven &amp; Meetings</b>   |            |           |     |                                        |                                                 |           |
| Bill                                               | 02/10/2020 | Jan/F...  |     | Chase Card Services                    | Safe D                                          | 1,275.00  |
| Total 54650 · Conference, Conven & Meetings        |            |           |     |                                        |                                                 | 1,275.00  |
| <b>54700 · Travel/Lodging</b>                      |            |           |     |                                        |                                                 |           |
| Bill                                               | 03/16/2020 | Feb/M...  |     | Chase Card Services                    | Doubletree Hilton - Safe D                      | 6.00      |
| Bill                                               | 03/16/2020 | Feb/M...  |     | Chase Card Services                    | Doubletree Hilton - Safe D                      | 469.65    |
| Bill                                               | 03/16/2020 | Feb/M...  |     | Chase Card Services                    | Doubletree Hilton - Safe D                      | 489.42    |
| Bill                                               | 03/16/2020 | Feb/M...  |     | Chase Card Services                    | Doubletree Hilton - Safe D                      | 180.36    |
| Bill                                               | 03/16/2020 | Feb/M...  |     | Chase Card Services                    | Doubletree Hilton - Safe D                      | 513.32    |
| Bill                                               | 03/16/2020 | Feb/M...  |     | Chase Card Services                    | Doubletree Hilton - Safe D                      | 479.14    |
| Bill                                               | 03/16/2020 | Feb/M...  |     | Chase Card Services                    | Doubletree Hilton - Safe D                      | 6.00      |
| Bill                                               | 03/16/2020 | Feb/M...  |     | Chase Card Services                    | Doubletree Hilton - Safe D                      | 343.68    |
| Bill                                               | 03/16/2020 | Feb/M...  |     | Chase Card Services                    | Doubletree Hilton - Safe D                      | 150.42    |
| Bill                                               | 03/16/2020 | Feb/M...  |     | Chase Card Services                    | Doubletree Hilton - Safe D                      | 158.70    |
| Total 54700 · Travel/Lodging                       |            |           |     |                                        |                                                 | 2,796.69  |
| Total 54000 · General and Admin Expenses           |            |           |     |                                        |                                                 | 90,434.79 |
| <b>60000 · Interest Expense</b>                    |            |           |     |                                        |                                                 |           |
| Bill                                               | 01/01/2020 | 66241...  |     | De Lage Laden Public Finance           | Building Note - Monthly                         | 6,667.39  |
| Bill                                               | 01/25/2020 | 66665...  |     | De Lage Laden Public Finance           | Building Note - Monthly                         | 6,541.59  |
| Bill                                               | 02/22/2020 | 66978...  |     | De Lage Laden Public Finance           | Building Note - Monthly                         | 6,415.27  |
| Bill                                               | 03/22/2020 |           |     | De Lage Laden Public Finance           | Building Note - Monthly                         | 6,288.43  |
| Total 60000 · Interest Expense                     |            |           |     |                                        |                                                 | 25,912.68 |
| <b>66900 · Reconciliation Discrepancies</b>        |            |           |     |                                        |                                                 |           |
| Bill                                               | 03/16/2020 | Feb/M...  |     | Chase Card Services                    | Walmart                                         | 20.42     |

9:13 PM

04/24/20

Accrual Basis

Harris County ESD No. 1 - GOF  
Profit & Loss Detail  
January through March 2020

| Type                                       | Date       | Num      | Adj | Name                | Memo         | Amount              |
|--------------------------------------------|------------|----------|-----|---------------------|--------------|---------------------|
| Bill                                       | 03/16/2020 | Feb/M... |     | Chase Card Services | Micro Center | 11.99               |
| Total 66900 · Reconciliation Discrepancies |            |          |     |                     |              | 32.41               |
| Total Expense                              |            |          |     |                     |              | 3,893,149.30        |
| Net Ordinary Income                        |            |          |     |                     |              | 2,295,866.42        |
| Net Income                                 |            |          |     |                     |              | <b>2,295,866.42</b> |

**Harris County Emergency Services District #1  
Construction Summary  
March 31, 2020**

**AG CM Inc. - Project Management**

|        |                   |
|--------|-------------------|
| Jan-18 | 4,261.25          |
| Feb-18 | 4,995.00          |
| Mar-18 | 31,996.25         |
| Apr-18 | 8,076.25          |
| May-18 | 3,045.00          |
| Jun-18 | 11,587.50         |
| Jul-18 | 24,167.58         |
| Aug-18 | 11,888.00         |
| Sep-18 | 16,239.39         |
| Oct-18 | 14,983.68         |
| Nov-18 | 13,200.03         |
| Dec-18 |                   |
| Jan-19 | 24,955.51         |
| Feb-19 | 36,164.11         |
| Mar-19 | 10,353.99         |
| Apr-19 | 4,381.50          |
| May-19 | 825.00            |
| Jun-19 | 16,453.53         |
| Jul-19 | 18,587.39         |
| Aug-19 | 11,847.72         |
| Sep-19 | 5,510.50          |
| Oct-19 | 4,200.10          |
| Nov-19 | 6,368.00          |
| Dec-19 | 1,786.39          |
| Mar-20 | 10,712.00         |
|        | <b>296,585.67</b> |

**Total Project Mngt 296,585.67**

**Station 92**

**Joiner Architects**

|        |           |
|--------|-----------|
| Jan-18 | 3,566.00  |
| Feb-18 |           |
| Mar-18 |           |
| Apr-18 | 30,430.00 |
| May-18 |           |
| Jun-18 | 3,213.00  |
| Jul-18 | 3,213.00  |
| Aug-18 | 3,213.00  |
| Sep-18 |           |
| Oct-18 |           |
| Nov-18 |           |
| Dec-18 | 4,418.00  |
| Jan-19 | 4,573.05  |
| Feb-19 | 4,830.62  |
| Mar-19 | 4,886.41  |
| Apr-19 | 4,016.00  |
| May-19 | 2,008.00  |

**Construction Masters of Houston**

|                       |            |
|-----------------------|------------|
| <b>Pay Request 1</b>  | 132,610.97 |
| <b>Pay Request 2</b>  | 55,086.51  |
| <b>Pay Request 3</b>  | 128,081.34 |
| <b>Pay Request 4</b>  | 87,885.01  |
| <b>Pay Request 5</b>  | 49,711.00  |
| <b>Pay Request 6</b>  | 57,752.02  |
| <b>Pay Request 7</b>  | 202,626.90 |
| <b>Pay Request 8</b>  | 331,908.48 |
| <b>Pay Request 9</b>  | 336,977.59 |
| <b>Pay Request 10</b> | 380,702.97 |
| <b>Pay Request 11</b> | 439,383.45 |
| <b>Pay Request 12</b> | 151,048.79 |

|        |                  |                |                     |
|--------|------------------|----------------|---------------------|
| Jun-19 | 2,008.00         | Pay Request 13 | 158,316.60          |
| Jul-19 | 2,009.00         | Pay Request 14 | 86,685.49           |
| Aug-19 | 803.00           | Pay Request 15 | 100,015.06          |
| Sep-19 | 1,205.00         | Pay Request 16 | 64,931.81           |
|        |                  | Pay Request 17 | 23,090.13           |
| Dec-19 | 2,008.00         | Pay Request 18 | 86,881.58           |
|        |                  | Pay Request 19 | 87,328.75           |
|        |                  | Pay Request 20 | 91,200.00           |
|        | <u>76,400.08</u> |                | <u>3,052,224.45</u> |

Total Station 92 3,128,624.53

Station 94

Joiner Architects

|        |           |
|--------|-----------|
| Jan-18 | 1,972.00  |
| Feb-18 |           |
| Mar-18 |           |
| Apr-18 | 57,396.37 |
| May-18 | 7,337.57  |
| Jun-18 | 10,281.32 |
| Jul-18 | 4,993.97  |
| Aug-18 | 897.00    |
| Sep-18 | 2,614.72  |
| Oct-18 | 2,807.40  |
| Nov-18 |           |
| Dec-18 | 3,902.36  |
| Jan-19 | 2,801.05  |
| Feb-19 | 3,059.61  |
| Mar-19 | 3,389.40  |
| Apr-19 | 2,244.00  |
| May-19 | 1,123.00  |
| Jun-19 | 1,678.05  |
| Jul-19 | 1,122.00  |
| Aug-19 | 449.00    |
| Sep-19 | 674.00    |
| Dec-19 | 1,122.00  |

109,864.82

Construction Masters of Houston

|                |            |
|----------------|------------|
| Pay Request 1  | 34,634.15  |
| Pay Request 2  | 37,974.35  |
| Pay Request 3  | 123,832.22 |
| Pay Request 4  | 89,579.74  |
| Pay Request 5  | 28,367.00  |
| Pay Request 6  | 69,881.69  |
| Pay Request 7  | 269,487.10 |
| Pay Request 8  | 319,833.65 |
| Pay Request 9  | 385,915.77 |
| Pay Request 10 | 255,843.85 |
| Pay Request 11 | 304,096.71 |
| Pay Request 12 | 228,485.22 |
| Pay Request 13 | 118,177.57 |
| Pay Request 14 | 48,907.85  |
| Pay Request 15 | 84,964.45  |
| Pay Request 16 | 86,319.45  |
| Pay Request 17 | 58,919.22  |
| Pay Request 18 | 40,853.35  |
| Pay Request 19 | 3,226.20   |
| Pay Request 20 | 3,924.45   |

2,593,223.99

Total Station 94 2,703,088.81

Grand Total 6,128,299.01

|                           |                   |
|---------------------------|-------------------|
| Loan Proceeds - 5/30/2018 | 7,000,000.00      |
| Less YTD Spending         | (6,128,299.01)    |
| Remaining                 | <u>871,700.99</u> |



AG|CM, Inc.  
 1101 Ocean Dr.  
 P.O. Box 2682  
 Corpus Christi, TX 78403  
 361-882-0469

Harris County Emergency Svc District #1  
 Attn: Jeremy Hyde  
 2800 Aldine Bender Rd.  
 Houston, TX 77032

Invoice number 7561  
 Date 04/02/2020

Project **16-036P Harris County ESD #1 Support Services**

Billing Period 03/01/2020 - 03/29/2020

**Invoice Summary**

| Description                          | Contract Amount | Total Billed | Prior Billed | Current Billed | Remaining | Percent Complete |
|--------------------------------------|-----------------|--------------|--------------|----------------|-----------|------------------|
| <b>PROJECT MANAGEMENT SUPPORT</b>    | 245,748.35      | 245,748.86   | 245,748.86   | 0.00           | -0.51     | 100.00           |
| <b>REIMBERSABLE EXPENSES AT 1.10</b> |                 |              |              |                |           |                  |
| <b>CONSULTANTS</b>                   | 125,283.00      | 112,184.48   | 101,472.48   | 10,712.00      | 13,098.52 | 89.54            |
| <b>EXPENSES</b>                      | 1,870.06        | 0.00         | 0.00         | 0.00           | 1,870.06  | 0.00             |
| Subtotal                             | 127,153.06      | 112,184.48   | 101,472.48   | 10,712.00      | 14,968.58 | 88.23            |
| <b>CREDIT - OVER CONTRACT</b>        | 0.00            | -0.51        | -0.51        | 0.00           | 0.51      | 0.00             |
| Total                                | 372,901.41      | 357,932.83   | 347,220.83   | 10,712.00      | 14,968.58 | 95.99            |

**Professional Fees**

|                              | Units | Rate          | Billed Amount    |
|------------------------------|-------|---------------|------------------|
| Other Consultant<br>DAC-Inc. | 1.00  | 10,711.998    | 10,712.00        |
|                              |       | Invoice total | <b>10,712.00</b> |

**Aging Summary**

| Invoice Number | Invoice Date | Outstanding | Current   | Over 30 | Over 60 | Over 90 | Over 120 |
|----------------|--------------|-------------|-----------|---------|---------|---------|----------|
| 7561           | 04/02/2020   | 10,712.00   | 10,712.00 |         |         |         |          |
|                | Total        | 10,712.00   | 10,712.00 | 0.00    | 0.00    | 0.00    | 0.00     |

Approved by:

Martin J. Schmitt  
 Vice President - East Texas

**Invoice Supporting Detail**

16-036P Harris County ESD #1 Support Services  
 PROJECT MANAGEMENT SUPPORT  
 Original Phase 1: A/E Selection

Phase Status: Active

Billing Cutoff: 03/29/2020

WIP Status:

| Date     | Units | Rate | Amount |
|----------|-------|------|--------|
| Subtotal |       |      | 0.00   |
| total    |       |      | 0.00   |

PROJECT MANAGEMENT SUPPORT  
 Admendment #1 Phase 1: A/E Selection - Contract Review

Phase Status: Active

Billing Cutoff: 03/29/2020

WIP Status:

| Date     | Units | Rate | Amount |
|----------|-------|------|--------|
| Subtotal |       |      | 0.00   |
| total    |       |      | 0.00   |

PROJECT MANAGEMENT SUPPORT  
 Original Design/Procurement/Pre-Construction Phase

Phase Status: Active

Billing Cutoff: 03/29/2020

WIP Status:

| Date     | Units | Rate | Amount |
|----------|-------|------|--------|
| Subtotal |       |      | 0.00   |
| total    |       |      | 0.00   |

PROJECT MANAGEMENT SUPPORT  
 Preconstruction & Design

Phase Status: Active

Billing Cutoff: 03/29/2020

WIP Status:

| Date     | Units | Rate | Amount |
|----------|-------|------|--------|
| Subtotal |       |      | 0.00   |
| total    |       |      | 0.00   |

PROJECT MANAGEMENT SUPPORT  
 Construction Management CY 2018

Phase Status: Work Hold

Billing Cutoff: 03/29/2020

WIP Status:

| Date     | Units | Rate | Amount |
|----------|-------|------|--------|
| Subtotal |       |      | 0.00   |
| total    |       |      | 0.00   |

PROJECT MANAGEMENT SUPPORT  
 Construction Management CY 2019

Phase Status: Active

Billing Cutoff: 03/29/2020

WIP Status:

| Date     | Units | Rate | Amount |
|----------|-------|------|--------|
| Subtotal |       |      | 0.00   |

**Invoice Supporting Detail**

16-036P Harris County ESD #1 Support Services  
 PROJECT MANAGEMENT SUPPORT  
 Construction Management CY 2019

Phase Status: Active

Billing Cutoff: 03/29/2020

| Date  | Units | Rate | Amount |
|-------|-------|------|--------|
| total |       |      | 0.00   |

PROJECT MANAGEMENT SUPPORT  
 RadioTower Change Order

Phase Status: Active

Billing Cutoff: 03/29/2020

WIP Status:

| Date     | Units | Rate | Amount |
|----------|-------|------|--------|
| Subtotal |       |      | 0.00   |
| total    |       |      | 0.00   |

Reimbursable Expenses at 1.10  
 Consultants

Phase Status: Active

Billing Cutoff: 03/29/2020

Consultant

WIP Status: Billable

DAC-Inc.

Other Consultant

| Date             | Units | Rate      | Amount    |
|------------------|-------|-----------|-----------|
| 03/09/2020       | 1.00  | 10,712.00 | 10,712.00 |
| Subtotal         |       |           | 10,712.00 |
| Consultant total |       |           | 10,712.00 |

Reimbursable Expenses at 1.10  
 Expenses

Phase Status: Active

Billing Cutoff: 03/29/2020

WIP Status:

| Date     | Units | Rate | Amount |
|----------|-------|------|--------|
| Subtotal |       |      | 0.00   |
| total    |       |      | 0.00   |

Credit - over contract

Phase Status: Active

Billing Cutoff: 03/29/2020

WIP Status:

| Date     | Units | Rate | Amount |
|----------|-------|------|--------|
| Subtotal |       |      | 0.00   |
| total    |       |      | 0.00   |

Invoice Summary

|              | Contract          | Billed            | %         | Remaining        | %        |
|--------------|-------------------|-------------------|-----------|------------------|----------|
| Labor        | 245,748.35        | 242,805.79        | 99        | 2,942.56         | 1        |
| Expense      | 1,870.06          | 1,870.06          | 100       |                  |          |
| Consultant   | 125,283.00        | 113,256.98        | 90        | 12,026.02        | 10       |
| <b>Total</b> | <b>372,901.41</b> | <b>357,932.83</b> | <b>96</b> | <b>14,968.58</b> | <b>4</b> |





DAC, Inc.  
11251 Northwest Freeway  
Suite 200  
Houston TX 77092  
713-975-8160

# Contract Invoice

Invoice#: 29512

Date: 02/28/2020

License: Security # B16589

8190300

**Billed To:** AG  
CM, Inc.  
PO Box 2682  
Corpus Christi TX 78404

**Project:** HC ESD Station 92 & 94  
1618 & 1620 Isom Road  
Houston TX 77039

---

**Due Date:** 03/29/2020

**Terms:** 30DY

**Order#** Marty Schmitt

---

| <b>Description</b>  | <b>Amount</b> |
|---------------------|---------------|
| Progress Billing# 2 | 8,996.00      |

*Thank you for your prompt payment!*

|                   |                 |
|-------------------|-----------------|
| Sales Tax:        | 742.18          |
| Invoice Total:    | 9,738.18        |
| Retention:        | 0.00            |
| Amount Paid:      | 0.00            |
| <b>Amount Due</b> | <b>9,738.18</b> |

# Progress Recap

Application: 2

Period: 02/28/2020

8190300

DAC, Inc.  
11251 Northwest Freeway  
Suite 200  
Houston TX 77092  
713-975-8160

License: Security # B15589

**Owner:** AG  
CM, Inc.  
3200 Wilcrest Dr  
Suite 100  
Houston TX 77042

**Job Location:** HC ESD Station 92 & 94  
1618 & 1620 Isom Road  
Houston TX 77039

## Application For Payment On Contract

|                                  |           |
|----------------------------------|-----------|
| Original Contract.....           | 14,440.00 |
| Net Change by Change Orders..... | 0.00      |
| Contract Sum to Date.....        | 14,440.00 |
| Total Complete to Date.....      | 12,996.00 |
| Total Retained.....              | 0.00      |
| Total Earned Less Retained.....  | 12,996.00 |
| Less Previous Billings.....      | 4,000.00  |
| Current Payment Due.....         | 8,996.00  |
| Balance on Contract.....         | 1,444.00  |

## Contractor's Certification of Work

The undersigned contractor certifies that, to the best of the contractor's knowledge, the work on the above named job has been completed in accordance with the plans and specifications to the level of completion indicated on the attached schedule of completion.

Contractor: *D.K. G...*

Date: 3/9/2020

Terms: Invoices are due and payable 30DY from the date of invoice. All overdue amounts will be charged a service charge of 18.00 % per annum. Please make checks payable to: DAC, Inc.

Thank you for your prompt payment.

**PROGRESS BILLING**

Application: 2

Period: 02/28/2020

**Schedule of Work Completed**

| Description of Work<br>Progress Billing #1 | Scheduled        | Changes | Contract         | Previous        | Current Comp.   | Stored Mat. | Total Comp.      | %            | Balance         | Retained        |
|--------------------------------------------|------------------|---------|------------------|-----------------|-----------------|-------------|------------------|--------------|-----------------|-----------------|
|                                            | 14,440.00        |         | 14,440.00        | 4,000.00        | 8,996.00        |             | 12,996.00        | 90.00        | 1,444.00        |                 |
| <b>Totals:</b>                             | <b>14,440.00</b> |         | <b>14,440.00</b> | <b>4,000.00</b> | <b>8,996.00</b> |             | <b>12,996.00</b> | <b>90.00</b> | <b>1,444.00</b> | <b>1,444.00</b> |



AG|CM, Inc.  
 1101 Ocean Dr.  
 P.O. Box 2682  
 Corpus Christi, TX 78403  
 361-882-0469

Harris County Emergency Svc District #1  
 Attn: Jeremy Hyde  
 2800 Aldine Bender Rd.  
 Houston, TX 77032

Invoice number 7566  
 Date 04/02/2020

Project **18-060P Harris County ESD#1 - Station 97**

Billing Period 03/01/2020 - 03/29/2020

**Invoice Summary**

| Description                          | Contract Amount | Total Billed | Prior Billed | Current Billed | Remaining  | Percent Complete |
|--------------------------------------|-----------------|--------------|--------------|----------------|------------|------------------|
| <b>PROJECT MANAGEMENT SUPPORT</b>    | 188,860.00      | 93,628.90    | 88,646.40    | 4,982.50       | 95,231.10  | 49.58            |
| <b>REIMBERSABLE EXPENSES AT 1.10</b> |                 |              |              |                |            |                  |
| <b>CONSULTANTS</b>                   | 68,250.00       | 20,548.69    | 20,548.69    | 0.00           | 47,701.31  | 30.11            |
| <b>EXPENSES</b>                      | 0.00            | 4,556.96     | 4,556.96     | 0.00           | -4,556.96  | 0.00             |
| Subtotal                             | 68,250.00       | 25,105.65    | 25,105.65    | 0.00           | 43,144.35  | 36.78            |
| Total                                | 257,110.00      | 118,734.55   | 113,752.05   | 4,982.50       | 138,375.45 | 46.18            |

**Professional Fees**

|                            | Hours | Rate   | Billed Amount |
|----------------------------|-------|--------|---------------|
| Project Manager            |       |        |               |
| Michael D. Medwedeff       | 30.25 | 130.00 | 3,932.50      |
| Troy J. Byington           | 7.00  | 150.00 | 1,050.00      |
| Professional Fees subtotal | 37.25 |        | 4,982.50      |

Invoice total **4,982.50**

**Aging Summary**

| Invoice Number | Invoice Date | Outstanding | Current   | Over 30 | Over 60 | Over 90 | Over 120 |
|----------------|--------------|-------------|-----------|---------|---------|---------|----------|
| 7524           | 03/04/2020   | 7,880.00    | 7,880.00  |         |         |         |          |
| 7566           | 04/02/2020   | 4,982.50    | 4,982.50  |         |         |         |          |
| Total          |              | 12,862.50   | 12,862.50 | 0.00    | 0.00    | 0.00    | 0.00     |

Approved by:

Martin J. Schmitt  
Vice President - East Texas

**Invoice Supporting Detail**

18-060P Harris County ESD#1 - Station 97

**PROJECT MANAGEMENT SUPPORT**

Phase 1: A/E Selection

Original Phase 1: A/E Selection / Design/Procurement/Pre-Construction Phase

Phase Status: Work Hold

Billing Cutoff: 03/29/2020

| Date | Units | Rate | Amount |
|------|-------|------|--------|
|------|-------|------|--------|

WIP Status:

|          |  |  |      |
|----------|--|--|------|
| Subtotal |  |  | 0.00 |
| total    |  |  | 0.00 |

**PROJECT MANAGEMENT SUPPORT**

Phase 2: Construction Management

Phase Status: Active

Billing Cutoff: 03/29/2020

| Date | Units | Rate | Amount |
|------|-------|------|--------|
|------|-------|------|--------|

**Labor**

WIP Status: Billable

Project Manager

Michael D. Medwedeff

|                                                                    |            |      |        |        |
|--------------------------------------------------------------------|------------|------|--------|--------|
| Billable Time                                                      | 03/02/2020 | 1.00 | 130.00 | 130.00 |
| Billable Time                                                      | 03/03/2020 | 0.50 | 130.00 | 65.00  |
| <i>Submittal recording.</i>                                        |            |      |        |        |
| Billable Time                                                      | 03/04/2020 | 2.50 | 130.00 | 325.00 |
| <i>Project Progress Meeting.</i>                                   |            |      |        |        |
| Billable Time                                                      | 03/06/2020 | 0.50 | 130.00 | 65.00  |
| <i>Emails.</i>                                                     |            |      |        |        |
| Billable Time                                                      | 03/09/2020 | 0.75 | 130.00 | 97.50  |
| <i>Fire Sprinkler Coordination with Impact.</i>                    |            |      |        |        |
| Billable Time                                                      | 03/10/2020 | 0.50 | 130.00 | 65.00  |
| <i>Fire Line Updates.</i>                                          |            |      |        |        |
| Billable Time                                                      | 03/11/2020 | 2.50 | 130.00 | 325.00 |
| <i>Inspection for Civil Storm.</i>                                 |            |      |        |        |
| Billable Time                                                      | 03/12/2020 | 2.00 | 130.00 | 260.00 |
| <i>Inspection. Site Report.</i>                                    |            |      |        |        |
| Billable Time                                                      | 03/13/2020 | 1.00 | 130.00 | 130.00 |
| <i>Civil Inspection.</i>                                           |            |      |        |        |
| Billable Time                                                      | 03/16/2020 | 1.25 | 130.00 | 162.50 |
| <i>Coordination with Construction Masters on Punch List.</i>       |            |      |        |        |
| Billable Time                                                      | 03/17/2020 | 1.00 | 130.00 | 130.00 |
| <i>General emails and Coorespondence.</i>                          |            |      |        |        |
| Billable Time                                                      | 03/18/2020 | 1.25 | 130.00 | 162.50 |
| <i>Phone Calls/Emails.</i>                                         |            |      |        |        |
| Billable Time                                                      | 03/19/2020 | 1.50 | 130.00 | 195.00 |
| <i>Observation Report. Forward 92/94 finish board to Martinez.</i> |            |      |        |        |
| Billable Time                                                      | 03/20/2020 | 2.00 | 130.00 | 260.00 |
| <i>Coordination with Fire Supression.</i>                          |            |      |        |        |
| Billable Time                                                      | 03/23/2020 | 1.50 | 130.00 | 195.00 |
| <i>Prep for Board Meeting.</i>                                     |            |      |        |        |
| Billable Time                                                      | 03/24/2020 | 1.50 | 130.00 | 195.00 |

**Invoice Supporting Detail**

**18-060P Harris County ESD#1 - Station 97**  
**PROJECT MANAGEMENT SUPPORT**  
**Phase 2: Construction Management**

Phase Status: Active

Billing Cutoff: 03/29/2020

| Date | Units | Rate | Amount |
|------|-------|------|--------|
|------|-------|------|--------|

**Labor** WIP Status: Billable

Project Manager

Michael D. Medwedeff  
*Coordination.*

Billable Time 03/25/2020 2.75 130.00 357.50

*Submittal Reviews.*

Billable Time 03/26/2020 4.00 130.00 520.00

*Drive out to site. Follow up and site observation of progress. Coordination with EDP on tap fee and construction progress.*

Billable Time 03/27/2020 2.25 130.00 292.50

*Email to Jeremy on 97 finishes. Coordination with Martinez architects on proposed finishes along with Construction Masters.*

Subtotal **30.25 3,932.50**

Troy J. Byington

Billable Time 03/04/2020 1.00 150.00 150.00

*oac meeting*

Billable Time 03/06/2020 1.00 150.00 150.00

*pay app*

Billable Time 03/09/2020 1.00 150.00 150.00

*fire line, color board*

Billable Time 03/16/2020 0.50 150.00 75.00

*fire protection*

Billable Time 03/18/2020 1.25 150.00 187.50

*fire protection, oac*

Billable Time 03/20/2020 0.50 150.00 75.00

*coordination*

Billable Time 03/23/2020 0.75 150.00 112.50

*coordination*

Billable Time 03/24/2020 0.50 150.00 75.00

*coordination*

Billable Time 03/27/2020 0.50 150.00 75.00

*coordination*

Subtotal **7.00 1,050.00**

Labor total **37.25 4,982.50**

**Reimbursable Expenses at 1.10**  
**Consultants**

Phase Status: Active

Billing Cutoff: 03/29/2020

| Date | Units | Rate | Amount |
|------|-------|------|--------|
|------|-------|------|--------|

WIP Status:

Subtotal **0.00**

total **0.00**

**Invoice Supporting Detail**

18-060P Harris County ESD#1 - Station 97  
 Reimbursable Expenses at 1.10  
 Expenses

Phase Status: Active

Billing Cutoff: 03/29/2020

| Date | Units | Rate | Amount |
|------|-------|------|--------|
|------|-------|------|--------|

WIP Status:

|          |  |  |      |
|----------|--|--|------|
| Subtotal |  |  | 0.00 |
| total    |  |  | 0.00 |

**Invoice Summary**

|              | Contract          | Billed            | %         | Remaining         | %         |
|--------------|-------------------|-------------------|-----------|-------------------|-----------|
| Labor        | 188,860.00        | 93,628.90         | 50        | 95,231.10         | 50        |
| Expense      |                   | 4,556.96          |           | -4,556.96         |           |
| Consultant   | 68,250.00         | 20,548.69         | 30        | 47,701.31         | 70        |
| <b>Total</b> | <b>257,110.00</b> | <b>118,734.55</b> | <b>46</b> | <b>138,375.45</b> | <b>54</b> |





# AIA Document G702™ - 1992

## Application and Certificate for Payment

Medwedeff  
03.03.2020

# APPROVED

**TO OWNER:** Harris County ESD # 1  
2800 Aldine Bender Rd.  
Houston, TX 77032

**PROJECT:** EMS Station 97  
15600 Woodland Hills Dr.  
Humble, TX 77346

**FROM:** Construction Masters of Houston, Inc. VIA  
CONTRACTOR: P. O. Box 1587 ARCHITECT:  
Pearland, TX 77588

**APPLICATION NO:** 003  
**PERIOD TO:** February 27, 2020  
**CONTRACT FOR:** General Construction  
**CONTRACT DATE:** October 07, 2019  
**PROJECT NOS:** / 5919 /

**Distribution to:**  
OWNER:   
ARCHITECT:   
CONTRACTOR:   
FIELD:   
OTHER:

### CONTRACTOR'S APPLICATION FOR PAYMENT

Application is made for payment, as shown below, in connection with the Contract. Continuation Sheet, AIA Document G703, is attached.

- 1. ORIGINAL CONTRACT SUM ..... \$1,819,000.00
- 2. NET CHANGE BY CHANGE ORDERS ..... -\$55,000.00
- 3. CONTRACT SUM TO DATE (Line 1 + 2) ..... \$1,764,000.00
- 4. TOTAL COMPLETED & STORED TO DATE (Column G on G703) ..... \$197,483.00
- 5. RETAINAGE:
  - a. 5.00 % of Completed Work (Column D + E on G703) ..... \$9,874.15
  - b. 5.00 % of Stored Material (Column F on G703) ..... \$0.00

- 6. TOTAL EARNED LESS RETAINAGE ..... \$1,754,128.85
- (Line 4 Less Line 5 Total)
- 7. LESS PREVIOUS CERTIFICATES FOR PAYMENT ..... \$100,831.10
- (Line 6 from prior Certificate)

- 8. CURRENT PAYMENT DUE ..... \$86,777.75
- 9. BALANCE TO FINISH, INCLUDING RETAINAGE (Line 3 less Line 6) ..... \$1,576,391.15

| CHANGE ORDER SUMMARY                               | ADDITIONS     | DEDUCTIONS         |
|----------------------------------------------------|---------------|--------------------|
| Total changes approved in previous months by Owner | \$0.00        | \$55,000.00        |
| Total approved this Month                          | \$0.00        | \$0.00             |
| <b>TOTALS</b>                                      | <b>\$0.00</b> | <b>\$55,000.00</b> |
| NET CHANGES by Change Order                        |               | -\$55,000.00       |

The undersigned Contractor certifies that to the best of the Contractor's knowledge, information and belief the Work covered by this Application for Payment has been completed in accordance with the Contract Documents, that all amounts have been paid by the Contractor for Work for which previous Certificates for Payment were issued and payments received from the Owner, and that current payment shown herein is now due.

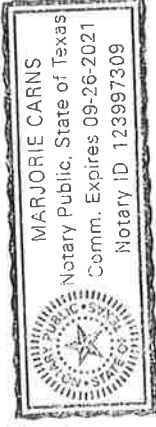
**CONTRACTOR:**

By: \_\_\_\_\_  
State of: Texas

County of: Brazoria

Subscribed and sworn to before me this 27<sup>th</sup> day of February, 2020

Notary Public: Marjorie Carns   
My Commission expires: September 26, 2021



Date: February 27, 2020

### ARCHITECT'S CERTIFICATE FOR PAYMENT

In accordance with the Contract Documents, based on on-site observations and the data comprising this application, the Architect certifies to the Owner that to the best of the Architect's knowledge, information and belief the Work has progressed as indicated, the quality of the Work is in accordance with the Contract Documents, and the Contractor is entitled to payment of the AMOUNT CERTIFIED.

**AMOUNT CERTIFIED** ..... \$86,777.75  
*(Attach explanation if amount certified differs from the amount applied. Initial all figures on this Application and on the Continuation Sheet that are changed to conform with the amount certified.)*

**ARCHITECT:**

By: \_\_\_\_\_ Date: 3.30.20

This Certificate is non-negotiable. The AMOUNT CERTIFIED is payable only to the Contractor named herein. Issuance, payment and acceptance of payment are without prejudice to any rights of the Owner or Contractor under this Contract.

# AIA<sup>®</sup> Document G703<sup>™</sup> - 1992

## Continuation Sheet

AIA Document, G702<sup>™</sup>-1992, Application and Certification for Payment, or G736<sup>™</sup>-2009, Project Application and Project Certificate for Payment, Construction Manager as Adviser Edition, containing Contractor's signed certification is attached.

In tabulations below, amounts are in US dollars.

Use Column I on Contracts where variable retainage for line items may apply.

APPLICATION NO: 003  
 APPLICATION DATE: February 27, 2020  
 PERIOD TO: February 27, 2020  
 ARCHITECT'S PROJECT NO: EMS Station 97

| A<br>ITEM NO. | B<br>DESCRIPTION OF WORK      | C<br>SCHEDULED VALUE | D<br>WORK COMPLETED               |          | E<br>THIS PERIOD | F<br>MATERIALS PRESENTLY STORED (NOT IN D OR E) | G<br>TOTAL COMPLETED AND STORED TO DATE (D + E + F) | H<br>BALANCE TO FINISH (C - G) | I<br>RETAINAGE (IF VARIABLE RATE) |
|---------------|-------------------------------|----------------------|-----------------------------------|----------|------------------|-------------------------------------------------|-----------------------------------------------------|--------------------------------|-----------------------------------|
|               |                               |                      | FROM PREVIOUS APPLICATION (D + E) |          |                  |                                                 |                                                     |                                |                                   |
| 1.01          | Owner's Contingency Allowance | 55,000.00            | 0.00                              | 0.00     | 0.00             | 0.00                                            | 0.00                                                | 55,000.00                      | 0.00                              |
| 1.02          | Material Testing Allowance    | 0.00                 | 0.00                              | 0.00     | 0.00             | 0.00                                            | 0.00                                                | 0.00                           | 0.00                              |
| 1.03          | Utility Services Allowance    | 0.00                 | 0.00                              | 0.00     | 0.00             | 0.00                                            | 0.00                                                | 0.00                           | 0.00                              |
| 1.04          | Site Miscellaneous Allowance  | 0.00                 | 0.00                              | 0.00     | 0.00             | 0.00                                            | 0.00                                                | 0.00                           | 0.00                              |
| 1.05          | Supervision / PM              | 79,587.00            | 11,108.00                         | 7,608.00 | 0.00             | 0.00                                            | 18,716.00                                           | 60,871.00                      | 0.00                              |
| 1.06          | Temporary Utilities           | 8,798.00             | 3,500.00                          | 0.00     | 0.00             | 0.00                                            | 3,500.00                                            | 5,298.00                       | 0.00                              |
| 1.07          | Construction Facilities       | 12,869.00            | 3,000.00                          | 1,500.00 | 0.00             | 0.00                                            | 4,500.00                                            | 8,369.00                       | 0.00                              |
| 1.08          | Dumpsters                     | 9,385.00             | 0.00                              | 0.00     | 0.00             | 0.00                                            | 0.00                                                | 9,385.00                       | 0.00                              |
| 1.09          | Surveying                     | 5,865.00             | 2,500.00                          | 0.00     | 0.00             | 0.00                                            | 2,500.00                                            | 3,365.00                       | 0.00                              |
| 1.10          | Equipmental Rental            | 5,865.00             | 0.00                              | 0.00     | 0.00             | 0.00                                            | 0.00                                                | 5,865.00                       | 0.00                              |
| 1.11          | General Labor                 | 6,745.00             | 0.00                              | 0.00     | 0.00             | 0.00                                            | 0.00                                                | 6,745.00                       | 0.00                              |
| 1.12          | Final Cleaning                | 2,112.00             | 0.00                              | 0.00     | 0.00             | 0.00                                            | 0.00                                                | 2,112.00                       | 0.00                              |
| 1.13          | BR / GL Insurance             | 21,656.00            | 2,165.00                          | 2,165.00 | 0.00             | 0.00                                            | 4,330.00                                            | 17,326.00                      | 0.00                              |
| 1.14          | P&P Bonds                     | 25,202.00            | 25,202.00                         | 0.00     | 0.00             | 0.00                                            | 25,202.00                                           | 0.00                           | 0.00                              |
| 2.01          | Earthwork                     | 53,961.00            | 27,972.00                         | 0.00     | 0.00             | 0.00                                            | 27,972.00                                           | 25,989.00                      | 0.00                              |
| 2.02          | SWPPP                         | 5,347.00             | 5,347.00                          | 0.00     | 0.00             | 0.00                                            | 5,347.00                                            | 0.00                           | 0.00                              |
| 2.03          | Sanitary Sewer                | 17,596.00            | 0.00                              | 0.00     | 0.00             | 0.00                                            | 0.00                                                | 17,596.00                      | 0.00                              |
| 2.04          | Storm Sewer                   | 16,423.00            | 0.00                              | 0.00     | 0.00             | 0.00                                            | 0.00                                                | 16,423.00                      | 0.00                              |
| 2.05          | Site Water                    | 32,260.00            | 0.00                              | 0.00     | 0.00             | 0.00                                            | 0.00                                                | 32,260.00                      | 0.00                              |

AIA Document G703<sup>™</sup> - 1992. Copyright © 1963, 1965, 1966, 1967, 1970, 1976, 1983 and 1992 by The American Institute of Architects. All rights reserved. WARNING: This AIA<sup>®</sup> Document is protected by U.S. Copyright Law and International Treaties. Unauthorized reproduction or distribution of this AIA<sup>®</sup> Document, or any portion of it, may result in severe civil and criminal penalties, and will be prosecuted to the maximum extent possible under the law. This document was produced by AIA software at 11:18:57 ET on 02/27/2020 under Order No. 3126274972 which expires on 02/13/2021, and is not for resale.

User Notes:

(3B99DA5A)

| A<br>ITEM<br>NO. | B<br>DESCRIPTION OF<br>WORK | C<br>SCHEDULED<br>VALUE | D                                          |             | E                                                       |              | F<br>MATERIALS<br>PRESENTLY<br>STORED<br>(NOT IN D OR E) | G              |           | H<br>BALANCE TO<br>FINISH<br>(C - G) | I<br>RETAINAGE<br>(IF VARIABLE<br>RATE) |
|------------------|-----------------------------|-------------------------|--------------------------------------------|-------------|---------------------------------------------------------|--------------|----------------------------------------------------------|----------------|-----------|--------------------------------------|-----------------------------------------|
|                  |                             |                         | FROM<br>PREVIOUS<br>APPLICATION<br>(D + E) | THIS PERIOD | TOTAL<br>COMPLETED AND<br>STORED TO DATE<br>(D + E + F) | %<br>(G + C) |                                                          |                |           |                                      |                                         |
|                  |                             |                         |                                            |             |                                                         |              |                                                          | WORK COMPLETED |           |                                      |                                         |
| 2.06             | Parking Lot Accessories     | 1,775.00                | 0.00                                       | 0.00        | 0.00                                                    | 0.00         | 0.00                                                     | 0.00%          | 1,775.00  | 0.00                                 |                                         |
| 2.07             | Unit Pavers                 | 10,210.00               | 0.00                                       | 0.00        | 0.00                                                    | 0.00         | 0.00                                                     | 0.00%          | 10,210.00 | 0.00                                 |                                         |
| 2.08             | Irrigation                  | 8,212.00                | 0.00                                       | 0.00        | 0.00                                                    | 0.00         | 0.00                                                     | 0.00%          | 8,212.00  | 0.00                                 |                                         |
| 2.09             | Landscaping                 | 19,737.00               | 0.00                                       | 0.00        | 0.00                                                    | 0.00         | 0.00                                                     | 0.00%          | 19,737.00 | 0.00                                 |                                         |
| 2.10             | Fence & Gates               | 12,890.00               | 0.00                                       | 0.00        | 0.00                                                    | 0.00         | 0.00                                                     | 0.00%          | 12,890.00 | 0.00                                 |                                         |
| 3.01             | Foundation                  | 61,822.00               | 20,000.00                                  | 41,822.00   | 0.00                                                    | 0.00         | 61,822.00                                                | 100.00%        | 0.00      | 0.00                                 |                                         |
| 3.02             | Paving                      | 57,363.00               | 0.00                                       | 5,350.00    | 0.00                                                    | 0.00         | 5,350.00                                                 | 9.33%          | 52,013.00 | 0.00                                 |                                         |
| 3.03             | Sidewalks                   | 12,141.00               | 0.00                                       | 0.00        | 0.00                                                    | 0.00         | 0.00                                                     | 0.00%          | 12,141.00 | 0.00                                 |                                         |
| 3.04             | Dumpsters                   | 5,748.00                | 0.00                                       | 0.00        | 0.00                                                    | 0.00         | 0.00                                                     | 0.00%          | 5,748.00  | 0.00                                 |                                         |
| 3.05             | Curbs                       | 2,757.00                | 0.00                                       | 0.00        | 0.00                                                    | 0.00         | 0.00                                                     | 0.00%          | 2,757.00  | 0.00                                 |                                         |
| 3.06             | Light Pole Bases            | 2,170.00                | 0.00                                       | 0.00        | 0.00                                                    | 0.00         | 0.00                                                     | 0.00%          | 2,170.00  | 0.00                                 |                                         |
| 3.07             | Transformer Pad             | 3,848.00                | 0.00                                       | 0.00        | 0.00                                                    | 0.00         | 0.00                                                     | 0.00%          | 3,848.00  | 0.00                                 |                                         |
| 3.08             | Special Concrete            |                         |                                            |             |                                                         |              |                                                          |                |           |                                      |                                         |
|                  | Finishes                    | 4,956.00                | 0.00                                       | 0.00        | 0.00                                                    | 0.00         | 0.00                                                     | 0.00%          | 4,956.00  | 0.00                                 |                                         |
| 4.01             | Masonry                     | 46,923.00               | 0.00                                       | 0.00        | 0.00                                                    | 0.00         | 0.00                                                     | 0.00%          | 46,923.00 | 0.00                                 |                                         |
| 5.01             | PEMB Erection               | 51,146.00               | 0.00                                       | 0.00        | 0.00                                                    | 0.00         | 0.00                                                     | 0.00%          | 51,146.00 | 0.00                                 |                                         |
| 5.02             | Miscellaneous Metals        | 12,142.00               | 0.00                                       | 0.00        | 0.00                                                    | 0.00         | 0.00                                                     | 0.00%          | 12,142.00 | 0.00                                 |                                         |
| 6.01             | Rough Carpentry             | 3,461.00                | 0.00                                       | 0.00        | 0.00                                                    | 0.00         | 0.00                                                     | 0.00%          | 3,461.00  | 0.00                                 |                                         |
| 6.02             | Millwork Fabrication        | 13,969.00               | 0.00                                       | 0.00        | 0.00                                                    | 0.00         | 0.00                                                     | 0.00%          | 13,969.00 | 0.00                                 |                                         |
| 6.03             | Millwork Installation       | 7,522.00                | 0.00                                       | 0.00        | 0.00                                                    | 0.00         | 0.00                                                     | 0.00%          | 7,522.00  | 0.00                                 |                                         |
| 7.01             | Waterproofing               | 23,755.00               | 0.00                                       | 0.00        | 0.00                                                    | 0.00         | 0.00                                                     | 0.00%          | 23,755.00 | 0.00                                 |                                         |
| 7.02             | Vinyl Insulation            | 6,569.00                | 0.00                                       | 0.00        | 0.00                                                    | 0.00         | 0.00                                                     | 0.00%          | 6,569.00  | 0.00                                 |                                         |
|                  | Doors, Frames,              |                         |                                            |             |                                                         |              |                                                          |                |           |                                      |                                         |
| 8.01             | Hardware                    | 32,934.00               | 0.00                                       | 0.00        | 0.00                                                    | 0.00         | 0.00                                                     | 0.00%          | 32,934.00 | 0.00                                 |                                         |
| 8.02             | Overhead Doors              | 24,765.00               | 0.00                                       | 0.00        | 0.00                                                    | 0.00         | 0.00                                                     | 0.00%          | 24,765.00 | 0.00                                 |                                         |
| 8.03             | Entrances & Storefront      | 40,903.00               | 0.00                                       | 0.00        | 0.00                                                    | 0.00         | 0.00                                                     | 0.00%          | 40,903.00 | 0.00                                 |                                         |
| 9.01             | Metal Stud Framing          | 27,153.00               | 0.00                                       | 0.00        | 0.00                                                    | 0.00         | 0.00                                                     | 0.00%          | 27,153.00 | 0.00                                 |                                         |
| 9.02             | Exterior Sheathing          | 7,254.00                | 0.00                                       | 0.00        | 0.00                                                    | 0.00         | 0.00                                                     | 0.00%          | 7,254.00  | 0.00                                 |                                         |
| 9.03             | Batt Insulation             | 6,072.00                | 0.00                                       | 0.00        | 0.00                                                    | 0.00         | 0.00                                                     | 0.00%          | 6,072.00  | 0.00                                 |                                         |
| 9.04             | Drywall                     | 17,372.00               | 0.00                                       | 0.00        | 0.00                                                    | 0.00         | 0.00                                                     | 0.00%          | 17,372.00 | 0.00                                 |                                         |

AIA Document G703™ - 1992. Copyright © 1963, 1965, 1966, 1967, 1970, 1978, 1983 and 1992 by The American Institute of Architects. All rights reserved. WARNING: This AIA® Document is protected by U.S. Copyright Law and International Treaties. Unauthorized reproduction or distribution of this AIA® Document, or any portion of it, may result in severe civil and criminal penalties, and will be prosecuted to the maximum extent possible under the law. This document was produced by AIA software at 11:18:57 ET on 02/27/2020 under Order No. 3126274972 which expires on 02/13/2021, and is not for resale.

User Notes:

(389ADA5A)

| A<br>ITEM<br>NO. | B<br>DESCRIPTION OF<br>WORK | C<br>SCHEDULED<br>VALUE | D<br>WORK COMPLETED                        |             | E<br>THIS PERIOD | F<br>MATERIALS<br>PRESENTLY<br>STORED<br>(NOT IN D OR E) | G                                                       |              | H<br>BALANCE TO<br>FINISH<br>(C - G) | I<br>RETAINAGE<br>(IF VARIABLE<br>RATE) |
|------------------|-----------------------------|-------------------------|--------------------------------------------|-------------|------------------|----------------------------------------------------------|---------------------------------------------------------|--------------|--------------------------------------|-----------------------------------------|
|                  |                             |                         | FROM<br>PREVIOUS<br>APPLICATION<br>(D + E) | THIS PERIOD |                  |                                                          | TOTAL<br>COMPLETED AND<br>STORED TO DATE<br>(D + E + F) | %<br>(G ÷ C) |                                      |                                         |
| 9.05             | Tape & Float                | 6,536.00                | 0.00                                       | 0.00        | 0.00             | 0.00                                                     | 0.00                                                    | 0.00%        | 6,536.00                             | 0.00                                    |
| 9.06             | In-Wall Blocking            | 1,049.00                | 0.00                                       | 0.00        | 0.00             | 0.00                                                     | 0.00                                                    | 0.00%        | 1,049.00                             | 0.00                                    |
| 9.07             | Equipment                   | 9,385.00                | 0.00                                       | 0.00        | 0.00             | 0.00                                                     | 0.00                                                    | 0.00%        | 9,385.00                             | 0.00                                    |
| 9.08             | Carpet                      | 5,612.00                | 0.00                                       | 0.00        | 0.00             | 0.00                                                     | 0.00                                                    | 0.00%        | 5,612.00                             | 0.00                                    |
| 9.09             | LVT                         | 11,185.00               | 0.00                                       | 0.00        | 0.00             | 0.00                                                     | 0.00                                                    | 0.00%        | 11,185.00                            | 0.00                                    |
| 9.10             | Tile                        | 17,031.00               | 0.00                                       | 0.00        | 0.00             | 0.00                                                     | 0.00                                                    | 0.00%        | 17,031.00                            | 0.00                                    |
| 9.11             | Acoustical Ceilings         | 9,150.00                | 0.00                                       | 0.00        | 0.00             | 0.00                                                     | 0.00                                                    | 0.00%        | 9,150.00                             | 0.00                                    |
| 9.12             | Painting & Wall<br>Covering | 16,828.00               | 0.00                                       | 0.00        | 0.00             | 0.00                                                     | 0.00                                                    | 0.00%        | 16,828.00                            | 0.00                                    |
| 12.01            | Window Treatments           | 2,686.00                | 0.00                                       | 0.00        | 0.00             | 0.00                                                     | 0.00                                                    | 0.00%        | 2,686.00                             | 0.00                                    |
| 13.01            | PEMB                        | 116,721.00              | 0.00                                       | 0.00        | 0.00             | 0.00                                                     | 0.00                                                    | 0.00%        | 116,721.00                           | 0.00                                    |
| 13.02            | Access Controls             | 9,082.00                | 0.00                                       | 0.00        | 0.00             | 0.00                                                     | 0.00                                                    | 0.00%        | 9,082.00                             | 0.00                                    |
| 13.03            | Fire Alarm                  | 23,180.00               | 0.00                                       | 0.00        | 0.00             | 0.00                                                     | 0.00                                                    | 0.00%        | 23,180.00                            | 0.00                                    |
| 13.04            | Fire Sprinkler              | 31,556.00               | 3,759.00                                   | 800.00      | 0.00             | 0.00                                                     | 4,559.00                                                | 14.45%       | 26,997.00                            | 0.00                                    |
| 22.01            | Building Underground        | 40,647.00               | 0.00                                       | 0.00        | 0.00             | 0.00                                                     | 0.00                                                    | 0.00%        | 40,647.00                            | 0.00                                    |
| 22.02            | Plumbing Rough-In           | 47,422.00               | 0.00                                       | 0.00        | 0.00             | 0.00                                                     | 0.00                                                    | 0.00%        | 47,422.00                            | 0.00                                    |
| 22.03            | Plumbing Fixtures           | 47,421.00               | 0.00                                       | 0.00        | 0.00             | 0.00                                                     | 0.00                                                    | 0.00%        | 47,421.00                            | 0.00                                    |
| 23.01            | Hangers/Supports/Ducts      | 38,593.00               | 0.00                                       | 0.00        | 0.00             | 0.00                                                     | 0.00                                                    | 0.00%        | 38,593.00                            | 0.00                                    |
| 23.02            | Insulation                  | 16,410.00               | 0.00                                       | 0.00        | 0.00             | 0.00                                                     | 0.00                                                    | 0.00%        | 16,410.00                            | 0.00                                    |
| 23.03            | Equipment                   | 91,338.00               | 0.00                                       | 0.00        | 0.00             | 0.00                                                     | 0.00                                                    | 0.00%        | 91,338.00                            | 0.00                                    |
| 23.04            | Controls                    | 5,736.00                | 0.00                                       | 0.00        | 0.00             | 0.00                                                     | 0.00                                                    | 0.00%        | 5,736.00                             | 0.00                                    |
| 26.01            | Electrical                  | 52,788.00               | 0.00                                       | 32,100.00   | 0.00             | 0.00                                                     | 32,100.00                                               | 60.81%       | 20,688.00                            | 0.00                                    |
| 26.02            | Electrical Site Lighting    | 11,731.00               | 0.00                                       | 0.00        | 0.00             | 0.00                                                     | 0.00                                                    | 0.00%        | 11,731.00                            | 0.00                                    |
| 26.03            | Raceways & Wire             | 58,654.00               | 0.00                                       | 0.00        | 0.00             | 0.00                                                     | 0.00                                                    | 0.00%        | 58,654.00                            | 0.00                                    |
| 26.04            | Panels & Gear               | 29,327.00               | 0.00                                       | 0.00        | 0.00             | 0.00                                                     | 0.00                                                    | 0.00%        | 29,327.00                            | 0.00                                    |
| 26.05            | Terminations                | 23,461.00               | 0.00                                       | 0.00        | 0.00             | 0.00                                                     | 0.00                                                    | 0.00%        | 23,461.00                            | 0.00                                    |
| 26.06            | Fixtures & Devices          | 58,654.00               | 0.00                                       | 0.00        | 0.00             | 0.00                                                     | 0.00                                                    | 0.00%        | 58,654.00                            | 0.00                                    |
| 26.07            | Generator                   | 60,115.00               | 0.00                                       | 0.00        | 0.00             | 0.00                                                     | 0.00                                                    | 0.00%        | 60,115.00                            | 0.00                                    |
| 26.08            | Lightning Protection        | 17,710.00               | 1,585.00                                   | 0.00        | 0.00             | 0.00                                                     | 1,585.00                                                | 8.95%        | 16,125.00                            | 0.00                                    |
| 27.01            | Communications              | 19,752.00               | 0.00                                       | 0.00        | 0.00             | 0.00                                                     | 0.00                                                    | 0.00%        | 19,752.00                            | 0.00                                    |

AIA Document G703™ - 1992. Copyright © 1963, 1965, 1966, 1967, 1970, 1978, 1983 and 1992 by The American Institute of Architects. All rights reserved. WARNING: This AIA® Document is protected by U.S. Copyright Law and International Treaties. Unauthorized reproduction or distribution of this AIA® Document, or any portion of it, may result in severe civil and criminal penalties, and will be prosecuted to the maximum extent possible under the law. This document was produced by AIA software at 11:18:57 ET on 02/27/2020 under Order No. 3126274972 which expires on 02/13/2021, and is not for resale.

User Notes:

(3BSAD45A)

| A<br>ITEM<br>NO. | B<br>DESCRIPTION OF<br>WORK | C<br>SCHEDULED<br>VALUE | D<br>WORK COMPLETED                        |             | E<br>THIS PERIOD | F<br>MATERIALS<br>PRESENTLY<br>STORED<br>(NOT IN D OR E) | G                                                       |                | H<br>BALANCE TO<br>FINISH<br>(C - G) | I<br>RETAINAGE<br>(IF VARIABLE<br>RATE) |
|------------------|-----------------------------|-------------------------|--------------------------------------------|-------------|------------------|----------------------------------------------------------|---------------------------------------------------------|----------------|--------------------------------------|-----------------------------------------|
|                  |                             |                         | FROM<br>PREVIOUS<br>APPLICATION<br>(D + E) |             |                  |                                                          | TOTAL<br>COMPLETED AND<br>STORED TO DATE<br>(D + E + F) | %<br>(G ÷ C)   |                                      |                                         |
|                  | <b>GRAND TOTAL</b>          | \$1,764,000.00          | \$106,138.00                               | \$91,345.00 | \$0.00           | \$197,483.00                                             | 11.20%                                                  | \$1,566,517.00 | \$0.00                               |                                         |

AIA Document G703™ - 1992. Copyright © 1963, 1965, 1966, 1967, 1970, 1978, 1983 and 1992 by The American Institute of Architects. All rights reserved. WARNING: This AIA® Document is protected by U.S. Copyright Law and International Treaties. Unauthorized reproduction or distribution of this AIA® Document, or any portion of it, may result in severe civil and criminal penalties, and will be prosecuted to the maximum extent possible under the law. This document was produced by AIA software at 11:18:57 ET on 02/27/2020 under Order No. 3126274972 which expires on 02/13/2021, and is not for resale.

User Notes:

(3B9ADA5A)

## Conditional Waiver & Release Upon Partial Payment

Whereas, the undersigned **Construction Masters of Houston, Inc.** has performed work or furnished materials for improvement to property known as **Harris County ESD #1, EMS Station 97**, located in the city of Houston, state of Texas.

The undersigned further certifies that all labor and materials furnished by the undersigned in connection with the above named project has been paid in full and agrees to indemnify and save harmless the said Owner, **Harris County ESD #1**, against all loss, damages, cost or expense of any character whatsoever that may arise by reason of claims for labor or unpaid material used in connection with said improvements. When the check has been properly endorsed, and has been paid by the bank upon which it is drawn, this document shall become effective to release pro tanto, any mechanic's lien, stop notice or bond right the undersigned has on the job.

Signed, Sealed and Delivered This 27<sup>th</sup> Day of February, 2020

**Construction Masters of Houston, Inc.**

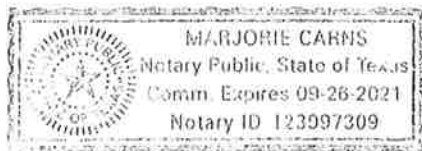
By:  \_\_\_\_\_

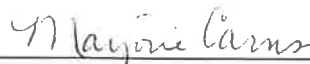
Title: **President**

State of Texas }  
County of Brazoria }

Before me, the undersigned authority, on this day appeared **Justin Davis**, a person known to me, who upon being placed under oath, stated that he read and signed the foregoing instrument for the purposes and consideration therein stated and as the act and deed of **Construction Masters of Houston, Inc.** and further stated that each statement therein is within his knowledge and is true and correct.

Sworn and subscribed to before me on the 27<sup>th</sup> day of February, 2020.



  
\_\_\_\_\_  
Notary Public in and for Brazoria County, Texas  
My commission expires: 9/26/21



# AIA Document G702™ - 1992

## Application and Certificate for Payment

Medwedeff  
03.30.2020

# APPROVED

**TO OWNER:** Harris County ESD # 1  
2800 Aldine Bender Rd.  
Houston, TX 77032

**PROJECT:** EMS Station 97  
15600 Woodland Hills Dr.  
Humble, TX 77346

**FROM:** Construction Masters of Houston, Inc. VIA

**CONTRACTOR:** P. O. Box 1587  
Pearland, TX 77588

**ARCHITECT:** Martinez Architects  
900 Rockmead, #250  
Houston, TX 77339

**APPLICATION NO:** 004

**PERIOD TO:** March 24, 2020

**CONTRACT FOR:** General Construction

**CONTRACT DATE:** October 07, 2019

**PROJECT NOS:** / 5919 /

**Distribution to:**  
OWNER:  ARCHITECT:   
CONTRACTOR:  FIELD:   
OTHER:

### CONTRACTOR'S APPLICATION FOR PAYMENT

Application is made for payment, as shown below, in connection with the Contract Continuation Sheet, AIA Document G703, is attached.

1. ORIGINAL CONTRACT SUM ..... \$1,819,000.00
2. NET CHANGE BY CHANGE ORDERS ..... -\$55,000.00
3. CONTRACT SUM TO DATE (Line 1 ± 2) ..... \$1,764,000.00
4. TOTAL COMPLETED & STORED TO DATE (Column G on G703) ..... \$358,928.00

#### 5. RETAINAGE:

- a. 5.00 % of Completed Work (Column D + E on G703) ..... \$17,946.40
- b. 5.00 % of Stored Material (Column F on G703) ..... \$0.00

Total Retainage (Lines 5a + 5b or Total in Column I of G703) ..... \$17,946.40

6. TOTAL EARNED LESS RETAINAGE ..... \$340,981.60

(Line 4 Less Line 5 Total)

7. LESS PREVIOUS CERTIFICATES FOR PAYMENT ..... \$187,608.85

(Line 6 from prior Certificate)

8. CURRENT PAYMENT DUE ..... \$153,372.75

#### 9. BALANCE TO FINISH, INCLUDING RETAINAGE

(Line 3 less Line 6) ..... \$1,423,018.40

| CHANGE ORDER SUMMARY                               | ADDITIONS     | DEDUCTIONS         |
|----------------------------------------------------|---------------|--------------------|
| Total changes approved in previous months by Owner | \$0.00        | \$55,000.00        |
| Total approved this Month                          | \$0.00        | \$0.00             |
| <b>TOTALS</b>                                      | <b>\$0.00</b> | <b>\$55,000.00</b> |
| NET CHANGES by Change Order                        |               | -\$55,000.00       |

The undersigned Contractor certifies that to the best of the Contractor's knowledge, information and belief the Work covered by this Application for Payment has been completed in accordance with the Contract Documents, that all amounts have been paid by the Contractor for Work for which previous Certificates for Payment were issued and payments received from the Owner, and that current payment shown herein is now due.

**CONTRACTOR:** *[Signature]*

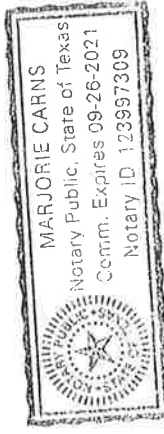
By: \_\_\_\_\_ Date: March 24, 2020

State of: Texas

County of: Brazoria

Subscribed and sworn to before me this \_\_\_\_\_ day of \_\_\_\_\_, 2020.

Notary Public: Marjorie Carns / My Commission expires: September 26, 2021



### ARCHITECT'S CERTIFICATE FOR PAYMENT

In accordance with the Contract Documents, based on on-site observations and the data comprising this application, the Architect certifies to the Owner that to the best of the Architect's knowledge, information and belief the Work has progressed as indicated, the quality of the Work is in accordance with the Contract Documents, and the Contractor is entitled to payment of the AMOUNT CERTIFIED.

AMOUNT CERTIFIED ..... \$153,372.75  
(Attach explanation if amount certified differs from the amount applied. Initial all figures on this Application and on the Continuation Sheet that are changed to conform with the amount certified.)

**ARCHITECT:** *[Signature]*

By: \_\_\_\_\_ Date: 3.30.20

This Certificate is not negotiable. The AMOUNT CERTIFIED is payable only to the Contractor named herein. Issuance, payment and acceptance of payment are without prejudice to any rights of the Owner or Contractor under this Contract.

# AIA<sup>®</sup> Document G703<sup>™</sup> - 1992

## Continuation Sheet

AIA Document, G702<sup>™</sup>-1992, Application and Certification for Payment, or G736<sup>™</sup>-2009, Project Application and Project Certificate for Payment, Construction Manager as Adviser Edition, containing Contractor's signed certification is attached.

In tabulations below, amounts are in US dollars.

Use Column I on Contracts where variable retainage for line items may apply.

| A<br>ITEM NO. | B<br>DESCRIPTION OF WORK      | C<br>SCHEDULED VALUE | D<br>WORK COMPLETED               |             | E<br>THIS PERIOD | F<br>MATERIALS PRESENTLY STORED (NOT IN D OR E) | G<br>TOTAL COMPLETED AND STORED TO DATE (D + E + F) | H<br>BALANCE TO FINISH (C - G) | I<br>RETAINAGE (IF VARIABLE RATE) |
|---------------|-------------------------------|----------------------|-----------------------------------|-------------|------------------|-------------------------------------------------|-----------------------------------------------------|--------------------------------|-----------------------------------|
|               |                               |                      | FROM PREVIOUS APPLICATION (D + E) | THIS PERIOD |                  |                                                 |                                                     |                                |                                   |
| 1.01          | Owner's Contingency Allowance | 51,745.00            | 0.00                              | 0.00        | 0.00             | 0.00                                            | 0.00                                                | 51,745.00                      | 0.00                              |
| 1.01a         | AER-OC-01 - Door Hardware     | 3,255.00             | 0.00                              | 0.00        | 0.00             | 0.00                                            | 0.00                                                | 3,255.00                       | 0.00                              |
| 1.02          | Material Testing Allowance    | 0.00                 | 0.00                              | 0.00        | 0.00             | 0.00                                            | 0.00                                                | 0.00                           | 0.00                              |
| 1.03          | Utility Services Allowance    | 0.00                 | 0.00                              | 0.00        | 0.00             | 0.00                                            | 0.00                                                | 0.00                           | 0.00                              |
| 1.04          | Site Miscellaneous Allowance  | 0.00                 | 0.00                              | 0.00        | 0.00             | 0.00                                            | 0.00                                                | 0.00                           | 0.00                              |
| 1.05          | Supervision / PM              | 79,587.00            | 18,716.00                         | 7,608.00    | 7,608.00         | 0.00                                            | 26,324.00                                           | 53,263.00                      | 0.00                              |
| 1.06          | Temporary Utilities           | 8,798.00             | 3,500.00                          | 750.00      | 750.00           | 0.00                                            | 4,250.00                                            | 4,548.00                       | 0.00                              |
| 1.07          | Construction Facilities       | 12,869.00            | 4,500.00                          | 1,500.00    | 1,500.00         | 0.00                                            | 6,000.00                                            | 6,869.00                       | 0.00                              |
| 1.08          | Dumpsters                     | 9,385.00             | 0.00                              | 0.00        | 0.00             | 0.00                                            | 0.00                                                | 9,385.00                       | 0.00                              |
| 1.09          | Surveying                     | 5,865.00             | 2,500.00                          | 0.00        | 0.00             | 0.00                                            | 2,500.00                                            | 3,365.00                       | 0.00                              |
| 1.10          | Equipmental Rental            | 5,865.00             | 0.00                              | 0.00        | 0.00             | 0.00                                            | 0.00                                                | 5,865.00                       | 0.00                              |
| 1.11          | General Labor                 | 6,745.00             | 0.00                              | 0.00        | 0.00             | 0.00                                            | 0.00                                                | 6,745.00                       | 0.00                              |
| 1.12          | Final Cleaning                | 2,112.00             | 0.00                              | 0.00        | 0.00             | 0.00                                            | 0.00                                                | 2,112.00                       | 0.00                              |
| 1.13          | BR / GL Insurance             | 21,656.00            | 4,330.00                          | 2,165.00    | 2,165.00         | 0.00                                            | 6,495.00                                            | 15,161.00                      | 0.00                              |
| 1.14          | P&P Bonds                     | 25,202.00            | 25,202.00                         | 0.00        | 0.00             | 0.00                                            | 25,202.00                                           | 0.00                           | 0.00                              |
| 2.01          | Earthwork                     | 53,961.00            | 27,972.00                         | 0.00        | 0.00             | 0.00                                            | 27,972.00                                           | 25,989.00                      | 0.00                              |
| 2.02          | SWPPP                         | 5,347.00             | 5,347.00                          | 0.00        | 0.00             | 0.00                                            | 5,347.00                                            | 0.00                           | 0.00                              |
| 2.03          | Sanitary Sewer                | 17,596.00            | 0.00                              | 16,000.00   | 16,000.00        | 0.00                                            | 16,000.00                                           | 1,596.00                       | 0.00                              |

004  
 APPLICATION NO:  
 APPLICATION DATE:  
 PERIOD TO:  
 ARCHITECT'S PROJECT NO:

March 24, 2020  
 March 24, 2020  
 EMS Station 97

AIA Document G703<sup>™</sup> - 1992. Copyright © 1963, 1965, 1966, 1967, 1970, 1978, 1983 and 1992 by The American Institute of Architects. All rights reserved. WARNING: This AIA<sup>®</sup> Document is protected by U.S. Copyright Law and International Treaties. Unauthorized reproduction or distribution of this AIA<sup>®</sup> Document, or any portion of it, may result in severe civil and criminal penalties, and will be prosecuted to the maximum extent possible under the law. This document was produced by AIA software at 15:19:07 ET on 03/24/2020 under Order No. 3126274972 which expires on 02/13/2021, and is not for resale.

User Notes:

(389ADA58)



| A    | B                       | C         | D               |                                                  | E           |                                            | F         | G                                              |           | H    | I    |
|------|-------------------------|-----------|-----------------|--------------------------------------------------|-------------|--------------------------------------------|-----------|------------------------------------------------|-----------|------|------|
|      |                         |           | SCHEDULED VALUE | WORK COMPLETED FROM PREVIOUS APPLICATION (D + E) | THIS PERIOD | MATERIALS PRESENTLY STORED (NOT IN D OR E) |           | TOTAL COMPLETED AND STORED TO DATE (D + E + F) | % (G ÷ C) |      |      |
| 2.04 | Storm Sewer             | 16,423.00 | 0.00            | 15,000.00                                        | 0.00        | 0.00                                       | 15,000.00 | 91.34%                                         | 1,423.00  | 0.00 | 0.00 |
| 2.05 | Site Water              | 32,260.00 | 0.00            | 30,000.00                                        | 0.00        | 0.00                                       | 30,000.00 | 92.99%                                         | 2,260.00  | 0.00 | 0.00 |
| 2.06 | Parking Lot Accessories | 1,775.00  | 0.00            | 0.00                                             | 0.00        | 0.00                                       | 0.00      | 0.00%                                          | 1,775.00  | 0.00 | 0.00 |
| 2.07 | Unit Pavers             | 10,210.00 | 0.00            | 0.00                                             | 0.00        | 0.00                                       | 0.00      | 0.00%                                          | 10,210.00 | 0.00 | 0.00 |
| 2.08 | Irrigation              | 8,212.00  | 0.00            | 0.00                                             | 0.00        | 0.00                                       | 0.00      | 0.00%                                          | 8,212.00  | 0.00 | 0.00 |
| 2.09 | Landscaping             | 19,737.00 | 0.00            | 0.00                                             | 0.00        | 0.00                                       | 0.00      | 0.00%                                          | 19,737.00 | 0.00 | 0.00 |
| 2.10 | Fence & Gates           | 12,890.00 | 0.00            | 0.00                                             | 0.00        | 0.00                                       | 0.00      | 0.00%                                          | 12,890.00 | 0.00 | 0.00 |
| 3.01 | Foundation              | 61,822.00 | 61,822.00       | 0.00                                             | 0.00        | 0.00                                       | 61,822.00 | 100.00%                                        | 0.00      | 0.00 | 0.00 |
| 3.02 | Paving                  | 57,363.00 | 5,350.00        | 0.00                                             | 0.00        | 0.00                                       | 5,350.00  | 9.33%                                          | 52,013.00 | 0.00 | 0.00 |
| 3.03 | Sidewalks               | 12,141.00 | 0.00            | 0.00                                             | 0.00        | 0.00                                       | 0.00      | 0.00%                                          | 12,141.00 | 0.00 | 0.00 |
| 3.04 | Dumpsters               | 5,748.00  | 0.00            | 0.00                                             | 0.00        | 0.00                                       | 0.00      | 0.00%                                          | 5,748.00  | 0.00 | 0.00 |
| 3.05 | Curbs                   | 2,757.00  | 0.00            | 0.00                                             | 0.00        | 0.00                                       | 0.00      | 0.00%                                          | 2,757.00  | 0.00 | 0.00 |
| 3.06 | Light Pole Bases        | 2,170.00  | 0.00            | 0.00                                             | 0.00        | 0.00                                       | 0.00      | 0.00%                                          | 2,170.00  | 0.00 | 0.00 |
| 3.07 | Transformer Pad         | 3,848.00  | 0.00            | 0.00                                             | 0.00        | 0.00                                       | 0.00      | 0.00%                                          | 3,848.00  | 0.00 | 0.00 |
| 3.08 | Special Concrete        | 4,956.00  | 0.00            | 0.00                                             | 0.00        | 0.00                                       | 0.00      | 0.00%                                          | 4,956.00  | 0.00 | 0.00 |
| 4.01 | Finishes                | 46,923.00 | 0.00            | 0.00                                             | 0.00        | 0.00                                       | 0.00      | 0.00%                                          | 46,923.00 | 0.00 | 0.00 |
| 5.01 | Masonry                 | 51,146.00 | 0.00            | 0.00                                             | 0.00        | 0.00                                       | 0.00      | 0.00%                                          | 51,146.00 | 0.00 | 0.00 |
| 5.02 | PEMB Erection           | 12,142.00 | 0.00            | 0.00                                             | 0.00        | 0.00                                       | 0.00      | 0.00%                                          | 12,142.00 | 0.00 | 0.00 |
| 6.01 | Miscellaneous Metals    | 3,461.00  | 0.00            | 0.00                                             | 0.00        | 0.00                                       | 0.00      | 0.00%                                          | 3,461.00  | 0.00 | 0.00 |
| 6.02 | Rough Carpentry         | 13,969.00 | 0.00            | 0.00                                             | 0.00        | 0.00                                       | 0.00      | 0.00%                                          | 13,969.00 | 0.00 | 0.00 |
| 6.03 | Millwork Fabrication    | 7,522.00  | 0.00            | 0.00                                             | 0.00        | 0.00                                       | 0.00      | 0.00%                                          | 7,522.00  | 0.00 | 0.00 |
| 7.01 | Millwork Installation   | 23,755.00 | 0.00            | 0.00                                             | 0.00        | 0.00                                       | 0.00      | 0.00%                                          | 23,755.00 | 0.00 | 0.00 |
| 7.02 | Waterproofing           | 6,569.00  | 0.00            | 0.00                                             | 0.00        | 0.00                                       | 0.00      | 0.00%                                          | 6,569.00  | 0.00 | 0.00 |
| 8.01 | Vinyl Insulation        | 32,934.00 | 0.00            | 0.00                                             | 0.00        | 0.00                                       | 0.00      | 0.00%                                          | 32,934.00 | 0.00 | 0.00 |
| 8.02 | Doors, Frames, Hardware | 24,765.00 | 0.00            | 0.00                                             | 0.00        | 0.00                                       | 0.00      | 0.00%                                          | 24,765.00 | 0.00 | 0.00 |
| 8.03 | Overhead Doors          | 40,903.00 | 0.00            | 0.00                                             | 0.00        | 0.00                                       | 0.00      | 0.00%                                          | 40,903.00 | 0.00 | 0.00 |
| 9.01 | Entrances & Storefront  | 27,153.00 | 0.00            | 0.00                                             | 0.00        | 0.00                                       | 0.00      | 0.00%                                          | 27,153.00 | 0.00 | 0.00 |
| 9.02 | Metal Stud Framing      | 7,254.00  | 0.00            | 0.00                                             | 0.00        | 0.00                                       | 0.00      | 0.00%                                          | 7,254.00  | 0.00 | 0.00 |
| 9.02 | Exterior Sheathing      | 7,254.00  | 0.00            | 0.00                                             | 0.00        | 0.00                                       | 0.00      | 0.00%                                          | 7,254.00  | 0.00 | 0.00 |

AIA Document G703™ - 1992. Copyright © 1963, 1965, 1966, 1967, 1970, 1976, 1983 and 1992 by The American Institute of Architects. All rights reserved. WARNING: This AIA® Document is protected by U.S. Copyright Law and International Treaties. Unauthorized reproduction or distribution of this AIA® Document, or any portion of it, may result in severe civil and criminal penalties, and will be prosecuted to the maximum extent possible under the law. This document was produced by AIA software at 15:19:07 ET on 03/24/2020 under Order No. 3126274972 which expires on 02/13/2021, and is not for resale.

User Notes:

(389ADA58)

| A        | B                        | C          | D                                 |                | E                                          |                                                | F      | G         |                           | H    | I    |
|----------|--------------------------|------------|-----------------------------------|----------------|--------------------------------------------|------------------------------------------------|--------|-----------|---------------------------|------|------|
|          |                          |            | SCHEDULED VALUE                   | WORK COMPLETED | MATERIALS PRESENTLY STORED (NOT IN D OR E) | TOTAL COMPLETED AND STORED TO DATE (D + E + F) |        | % (G ÷ C) | BALANCE TO FINISH (C - G) |      |      |
| ITEM NO. | DESCRIPTION OF WORK      |            | FROM PREVIOUS APPLICATION (D + E) | THIS PERIOD    |                                            |                                                |        |           |                           |      |      |
| 9.03     | Batt Insulation          | 6,072.00   | 0.00                              | 0.00           | 0.00                                       | 0.00                                           | 0.00%  | 0.00      | 6,072.00                  | 0.00 | 0.00 |
| 9.04     | Drywall                  | 17,372.00  | 0.00                              | 0.00           | 0.00                                       | 0.00                                           | 0.00%  | 0.00      | 17,372.00                 | 0.00 | 0.00 |
| 9.05     | Tape & Float             | 6,536.00   | 0.00                              | 0.00           | 0.00                                       | 0.00                                           | 0.00%  | 0.00      | 6,536.00                  | 0.00 | 0.00 |
| 9.06     | In-Wall Blocking         | 1,049.00   | 0.00                              | 0.00           | 0.00                                       | 0.00                                           | 0.00%  | 0.00      | 1,049.00                  | 0.00 | 0.00 |
| 9.07     | Equipment                | 9,385.00   | 0.00                              | 0.00           | 0.00                                       | 0.00                                           | 0.00%  | 0.00      | 9,385.00                  | 0.00 | 0.00 |
| 9.08     | Carpet                   | 5,612.00   | 0.00                              | 0.00           | 0.00                                       | 0.00                                           | 0.00%  | 0.00      | 5,612.00                  | 0.00 | 0.00 |
| 9.09     | LVT                      | 11,185.00  | 0.00                              | 0.00           | 0.00                                       | 0.00                                           | 0.00%  | 0.00      | 11,185.00                 | 0.00 | 0.00 |
| 9.10     | Tile                     | 17,031.00  | 0.00                              | 0.00           | 0.00                                       | 0.00                                           | 0.00%  | 0.00      | 17,031.00                 | 0.00 | 0.00 |
| 9.11     | Acoustical Ceilings      | 9,150.00   | 0.00                              | 0.00           | 0.00                                       | 0.00                                           | 0.00%  | 0.00      | 9,150.00                  | 0.00 | 0.00 |
| 9.12     | Painting & Wall Covering | 16,828.00  | 0.00                              | 0.00           | 0.00                                       | 0.00                                           | 0.00%  | 0.00      | 16,828.00                 | 0.00 | 0.00 |
| 12.01    | Window Treatments        | 2,686.00   | 0.00                              | 0.00           | 0.00                                       | 0.00                                           | 0.00%  | 0.00      | 2,686.00                  | 0.00 | 0.00 |
| 13.01    | PEMB                     | 116,721.00 | 0.00                              | 0.00           | 0.00                                       | 0.00                                           | 0.00%  | 0.00      | 116,721.00                | 0.00 | 0.00 |
| 13.02    | Access Controls          | 9,082.00   | 0.00                              | 0.00           | 0.00                                       | 0.00                                           | 0.00%  | 0.00      | 9,082.00                  | 0.00 | 0.00 |
| 13.03    | Fire Alarm               | 23,180.00  | 0.00                              | 0.00           | 0.00                                       | 0.00                                           | 0.00%  | 0.00      | 23,180.00                 | 0.00 | 0.00 |
| 13.04    | Fire Sprinkler           | 31,556.00  | 4,559.00                          | 0.00           | 0.00                                       | 0.00                                           | 14.45% | 4,559.00  | 26,997.00                 | 0.00 | 0.00 |
| 22.01    | Building Underground     | 40,647.00  | 0.00                              | 37,422.00      | 0.00                                       | 0.00                                           | 92.07% | 37,422.00 | 3,225.00                  | 0.00 | 0.00 |
| 22.02    | Plumbing Rough-In        | 47,422.00  | 0.00                              | 0.00           | 0.00                                       | 0.00                                           | 0.00%  | 0.00      | 47,422.00                 | 0.00 | 0.00 |
| 22.03    | Plumbing Fixtures        | 47,421.00  | 0.00                              | 0.00           | 0.00                                       | 0.00                                           | 0.00%  | 0.00      | 47,421.00                 | 0.00 | 0.00 |
| 23.01    | Hangers/Supports/Ducts   | 38,593.00  | 0.00                              | 0.00           | 0.00                                       | 0.00                                           | 0.00%  | 0.00      | 38,593.00                 | 0.00 | 0.00 |
| 23.02    | Insulation               | 16,410.00  | 0.00                              | 0.00           | 0.00                                       | 0.00                                           | 0.00%  | 0.00      | 16,410.00                 | 0.00 | 0.00 |
| 23.03    | Equipment                | 91,338.00  | 0.00                              | 0.00           | 0.00                                       | 0.00                                           | 0.00%  | 0.00      | 91,338.00                 | 0.00 | 0.00 |
| 23.04    | Controls                 | 5,736.00   | 0.00                              | 0.00           | 0.00                                       | 0.00                                           | 0.00%  | 0.00      | 5,736.00                  | 0.00 | 0.00 |
| 26.01    | Electrical               | 52,788.00  | 32,100.00                         | 0.00           | 0.00                                       | 0.00                                           | 60.81% | 32,100.00 | 20,688.00                 | 0.00 | 0.00 |
| 26.02    | Electrical Site Lighting | 11,731.00  | 0.00                              | 0.00           | 0.00                                       | 0.00                                           | 0.00%  | 0.00      | 11,731.00                 | 0.00 | 0.00 |
| 26.03    | Raceways & Wire          | 58,654.00  | 0.00                              | 0.00           | 0.00                                       | 0.00                                           | 0.00%  | 0.00      | 58,654.00                 | 0.00 | 0.00 |
| 26.04    | Panels & Gear            | 29,327.00  | 0.00                              | 0.00           | 0.00                                       | 0.00                                           | 0.00%  | 0.00      | 29,327.00                 | 0.00 | 0.00 |
| 26.05    | Terminations             | 23,461.00  | 0.00                              | 0.00           | 0.00                                       | 0.00                                           | 0.00%  | 0.00      | 23,461.00                 | 0.00 | 0.00 |
| 26.06    | Fixtures & Devices       | 58,654.00  | 0.00                              | 0.00           | 0.00                                       | 0.00                                           | 0.00%  | 0.00      | 58,654.00                 | 0.00 | 0.00 |
| 26.07    | Generator                | 60,115.00  | 0.00                              | 51,000.00      | 0.00                                       | 0.00                                           | 84.84% | 51,000.00 | 9,115.00                  | 0.00 | 0.00 |

AIA Document G703™ - 1992. Copyright © 1963, 1965, 1966, 1967, 1970, 1978, 1983 and 1992 by The American Institute of Architects. All rights reserved. WARNING: This AIA® Document is protected by U.S. Copyright Law and International Treaties. Unauthorized reproduction or distribution of this AIA® Document, or any portion of it, may result in severe civil and criminal penalties, and will be prosecuted to the maximum extent possible under the law. This document was produced by AIA software at 15:19:07 ET on 03/24/2020 under Order No. 3126274972 which expires on 02/13/2021, and is not for resale.

User Notes:

(3899ADA58)

| A<br>ITEM<br>NO. | B<br>DESCRIPTION OF<br>WORK | C<br>SCHEDULED<br>VALUE | D<br>WORK COMPLETED                        |  | E<br>THIS PERIOD    | F<br>MATERIALS<br>PRESENTLY<br>STORED<br>(NOT IN D OR E) | G                                                       |               | H<br>BALANCE TO<br>FINISH<br>(C - G) | I<br>RETAINAGE<br>(IF VARIABLE<br>RATE) |
|------------------|-----------------------------|-------------------------|--------------------------------------------|--|---------------------|----------------------------------------------------------|---------------------------------------------------------|---------------|--------------------------------------|-----------------------------------------|
|                  |                             |                         | FROM<br>PREVIOUS<br>APPLICATION<br>(D + E) |  |                     |                                                          | TOTAL<br>COMPLETED AND<br>STORED TO DATE<br>(D + E + F) | %<br>(G ÷ C)  |                                      |                                         |
| 26.08            | Lightning Protection        | 17,710.00               | 1,585.00                                   |  | 0.00                | 0.00                                                     | 1,585.00                                                | 8.95%         | 16,125.00                            | 0.00                                    |
| 27.01            | Communications              | 19,752.00               | 0.00                                       |  | 0.00                | 0.00                                                     | 0.00                                                    | 0.00%         | 19,752.00                            | 0.00                                    |
|                  | <b>GRAND TOTAL</b>          | <b>\$1,764,000.00</b>   | <b>\$197,483.00</b>                        |  | <b>\$161,445.00</b> | <b>\$0.00</b>                                            | <b>\$358,928.00</b>                                     | <b>20.35%</b> | <b>\$1,405,072.00</b>                | <b>\$0.00</b>                           |

AIA Document G703™ - 1992. Copyright © 1963, 1965, 1966, 1967, 1970, 1978, 1983 and 1992 by The American Institute of Architects. All rights reserved. WARNING: This AIA® Document is protected by U.S. Copyright Law and International Treaties. Unauthorized reproduction or distribution of this AIA® Document, or any portion of it, may result in severe civil and criminal penalties, and will be prosecuted to the maximum extent possible under the law. This document was produced by AIA software at 15:19:07 ET on 03/24/2020 under Order No. 3126274972 which expires on 02/13/2021, and is not for resale.

User Notes:

(3B9ADA58)

## Conditional Waiver & Release Upon Partial Payment

Whereas, the undersigned **Construction Masters of Houston, Inc.** has performed work or furnished materials for improvement to property known as **Harris County ESD #1, EMS Station 97**, located in the city of Houston, state of Texas.

The undersigned further certifies that all labor and materials furnished by the undersigned in connection with the above named project has been paid in full and agrees to indemnify and save harmless the said Owner, **Harris County ESD #1**, against all loss, damages, cost or expense of any character whatsoever that may arise by reason of claims for labor or unpaid material used in connection with said improvements. When the check has been properly endorsed, and has been paid by the bank upon which it is drawn, this document shall become effective to release pro tanto, any mechanic's lien, stop notice or bond right the undersigned has on the job.

Signed, Sealed and Delivered This 24<sup>th</sup> Day of March, 2020

**Construction Masters of Houston, Inc.**

By: 

Title: **President**

State of Texas }  
County of Brazoria }

Before me, the undersigned authority, on this day appeared **Justin Davis**, a person known to me, who upon being placed under oath, stated that he read and signed the foregoing instrument for the purposes and consideration therein stated and as the act and deed of **Construction Masters of Houston, Inc.** and further stated that each statement therein is within his knowledge and is true and correct.

Sworn and subscribed to before me on the 24<sup>th</sup> day of March, 2020.



  
Notary Public in and for Brazoria County, Texas  
My commission expires: 9/26/21



Two Riverway, 15th Floor  
Houston, TX 77056  
713-621-8090  
Federal ID 72-1396621

Harris County EMS District I (Audit)  
2800 Aldine Bender Road  
Houston, TX 77032

Invoice No. 16851935 (include on check)  
Date 03/18/2020  
Client No. 94-02081.001

Professional services rendered as follows:

Progress billing for the financial statement audit of  
Harris County EMS District #1 as of and for the year  
ended December 31, 2019.

Current Amount Due \$ 14,000.00

We accept most major credit cards. Please complete the following information or contact our office to submit your payment over the phone.

Invoice Date: 03/18/2020 Client No: 94-02081  
Invoice Number: 16851935 Total Amount Due: \$ 14,000.00 Harris County EMS District I (Audit)

Name as it appears on card: \_\_\_\_\_

Billing Address: \_\_\_\_\_

Card # \_\_\_\_\_ Exp Date: \_\_\_\_\_ Security # \_\_\_\_\_

Payment Amount: \_\_\_\_\_ Signature: \_\_\_\_\_

Carr, Riggs & Ingram, LLC reserves the right to assess finance charges on past due balances up to the maximum amount allowed under State law.



**CRI** CARR  
RIGGS &  
INGRAM  
CPAs and Advisors

**Two Riverway, 15th Floor  
Houston, TX 77056  
713-621-8090  
Federal ID 72-1396621**

Harris County EMS District I (Audit)  
2800 Aldine Bender Road  
Houston, TX 77032

Invoice No. 16851935 (include on check)  
Date 03/18/2020  
Client No. 94-02081.001

Professional services rendered as follows:

Progress billing for the financial statement audit of  
Harris County EMS District #1 as of and for the year  
ended December 31, 2019.

Current Amount Due

\$ 14,000.00

We accept most major credit cards. Please complete the following information or contact our office to submit your payment over the phone.

Invoice Date: 03/18/2020 Client No: 94-02081  
Invoice Number: 16851935 Total Amount Due: \$ 14,000.00 Harris County EMS District I (Audit)

Name as it appears on card: \_\_\_\_\_

Billing Address: \_\_\_\_\_

Card # \_\_\_\_\_ Exp Date: \_\_\_\_\_ Security # \_\_\_\_\_

Payment Amount: \_\_\_\_\_ Signature: \_\_\_\_\_

Carr, Riggs & Ingram, LLC reserves the right to assess finance charges on past due balances up to the maximum amount allowed under State law.



DE LAGE LANDEN PUBLIC FINANCE LLC  
P.O. BOX 41602  
PHILADELPHIA, PA 19101-1602

**REMITTANCE SECTION**

Invoice Number: 67399822  
Due Date: 04/15/2020  
Due This Period: \$36,939.53

**Amount Enclosed:** \$ \_\_\_\_\_

HARRIS CO EMERGENCY SVS  
ATTN AP  
2800 ALDINE BENDER RD  
HOUSTON TX 77032-3502

Please make check payable to:

DE LAGE LANDEN PUBLIC FINANCE LLC  
P.O. BOX 41602  
PHILADELPHIA, PA 19101-1602



2100000673998220036939531

Detach here. Please include the top payment coupon with your payment. Please allow 5-7 days for U.S. Postal Service delivery.



DE LAGE LANDEN PUBLIC FINANCE LLC  
P.O. BOX 41602  
PHILADELPHIA, PA 19101-1602

Contract Number: 803-0002145-000  
Invoice Number: 67399822  
Account Number: 234825  
Site Number: 1334834  
Invoice Date: 03/22/2020  
Period of Performance: 03/15/2020-04/14/2020  
Due This Period: \$36,939.53

[WWW.LESSEEDIRECT.COM](http://WWW.LESSEEDIRECT.COM)

**IMPORTANT MESSAGES**

\*Please review your equipment location(s) for tax purposes.

**Visit WWW.LESSEEDIRECT.COM**

Did you know you can...

- ✓ View copies of your contract and open invoices
- ✓ Enroll in paperless invoicing
- ✓ Make a payment
- ✓ Set up automated/recurring payments

See Reverse For Important Information

**INVOICE DETAILS**

| Description         | Payment Amount | Tax    | Total Amount | Applied Amount | Remaining Amount Due |
|---------------------|----------------|--------|--------------|----------------|----------------------|
| PAYMENT             | \$36,939.53    | \$0.00 | \$36,939.53  | \$0.00         | \$36,939.53          |
| Billed this Invoice | \$36,939.53    | \$0.00 | \$36,939.53  | \$0.00         | \$36,939.53          |

(Please see the following pages for details.)

# Invoice



Page 1/1  
 Invoice 02111  
 Date 3/31/2020

**Harris County Emergency Corps**  
 2800 Aldine Bender Road  
 Houston TX 77032

**Bill To:** Harris County ESD#1  
 2800 Aldine Bender Rd  
 Houston Texas 77032

**Ship To:** Harris County ESD#1  
 2800 Aldine Bender Rd  
 Houston Texas 77032

| Purchase Order No. |         | Customer ID |                  | Salesperson ID                               |          | Payment Terms  | Req Ship Date  | Master No. |
|--------------------|---------|-------------|------------------|----------------------------------------------|----------|----------------|----------------|------------|
|                    |         | H0001       |                  |                                              |          | Due on Receipt | 3/31/2020      | 1,694      |
| Ordered            | Shipped | B/O         | Item Number      | Description                                  | Discount | Unit Price     | Ext. Price     |            |
| 1.00               | 1.00    | 0.00        | 911 SERVICES     | 1611 Responses x \$984.21 - IMX<br>\$402,880 | \$0.00   | \$1,182,682.00 | \$1,182,682.00 |            |
| 1.00               | 1.00    | 0.00        | LEASE PAYMENTS   | Lease payments to ESD1 Bldg/Eq               | \$0.00   | -\$45,553.00   | -\$45,553.00   |            |
| 1.00               | 1.00    | 0.00        | LEASE AMBULANCES | Lease Payments ESD1 ambulances               | \$0.00   | -\$7,000.00    | -\$7,000.00    |            |

|                |                       |
|----------------|-----------------------|
| Subtotal       | \$1,130,129.00        |
| Misc           | \$0.00                |
| Tax            | \$0.00                |
| Freight        | \$0.00                |
| Trade Discount | \$0.00                |
| <b>Total</b>   | <b>\$1,130,129.00</b> |





HARRIS COUNTY EMERGENCY SERVICES DISTRICT #1  
 QUARTERLY INVESTMENT REPORT  
 1st QUARTER FISCAL YEAR 2020  
 January 1, 2020 to  
 March 31, 2020

| Transaction Date |                       | General Fund<br>Texas Class |
|------------------|-----------------------|-----------------------------|
| 1/1/2020         | Beginning Balance     | \$ 13,402,450.45            |
| Jan 2020         | Withdrawals           | -                           |
| Jan 2020         | Deposits              | 5,300,000.00                |
| Jan 2020         | Interest 1.6%         | 19,562.02                   |
| Feb 2020         | Withdrawals           | -                           |
| Feb 2020         | Deposits              | 4,500,000.00                |
| Feb 2020         | Interest 1.61%        | 26,484.62                   |
| Mar 2020         | Withdrawals           | (1,500,000.00)              |
| Mar 2020         | Deposits              | -                           |
| Mar 2020         | Interest 1.04%        | 20,458.06                   |
| <b>6/30/2019</b> | <b>Ending Balance</b> | <b>\$ 21,768,955.15</b>     |

The investments for the District for the period are in compliance with the Public Funds Investment Act, the District's investment policy and the District's investment strategy.

Investment Officer:



# INVOICE

## OAK Interactive, LLC

1819 Blue Water Bay Dr.  
Katy, TX 77494  
United States

info@oakinteractive.com  
www.oakinteractive.com

Invoice #: 12623  
Invoice date: Mar 31, 2020  
Reference: Media Services  
Due date: Apr 30, 2020

Amount due:  
**\$450.00**

### Bill To:

HCESD-1.org  
Melissa Morton  
2800 Aldine Bender Rd.  
Houston, TX 77032  
United States

| Description                                    | Quantity | Price        | Amount              |
|------------------------------------------------|----------|--------------|---------------------|
| Website Maintenance - 450<br>HCESD-1.org March | 1        | \$450.00     | \$450.00            |
|                                                |          | Subtotal     | \$450.00            |
|                                                |          | <b>Total</b> | <b>\$450.00 USD</b> |

### Notes

March, 2020

Kindly Remit to: OAK Interactive, LLC;  
1819 Blue Water Bay Drive, Katy, TX 77494

THANK YOU FOR YOUR BUSINESS!

### Terms and Conditions

Net 30 - Interest accrued at 2% per month, thereafter.

Make all checks payable to: OAK Interactive, LLC or pay via Credit Card with a 4% processing fee. Total due within 30 days. Interest accrues at 2% per month, thereafter.

Sales Tax applied to:

- Website Maintenance
- Website Design & Development
- Hard Cost for production items

---

**RBAP**

---

**RADCLIFFE  
BOBBITT  
ADAMS  
POLLEY**

America Tower  
2929 Allen Parkway, Suite 3450  
Houston, Texas 77019  
(713) 237-1221  
www.rbaplaw.com

Harris County ESD No. 1  
c/o The Morton Accounting Services  
1125 Cypress Station Drive, Building H-4  
Houston, Texas 77090

April 8, 2020

Client No.: 1850.0000  
Invoice No.: 209592

**Attention:**

**RE:** Elections

| <b>DATE</b> | <b>DESCRIPTION</b>                                                                                                                                                                                                                              | <b>HOURS</b> | <b>AMOUNT</b> |     |
|-------------|-------------------------------------------------------------------------------------------------------------------------------------------------------------------------------------------------------------------------------------------------|--------------|---------------|-----|
| Mar-11-20   | Prepare Certificates of Election, Affidavit of Director, Oaths of Office, Statement of Elected Officer and Confidentiality Memo, and Certificate of Posting and letter for posting Order Declaring Unopposed Candidates and Canceling Election. | 1.25         | 187.50        | RRR |
| Mar-12-20   | Further revise Order Calling Commissioners Election.                                                                                                                                                                                            | 0.25         | 37.50         | RRR |
| Mar-27-20   | Review and revise 2/25 minutes; correspond with J. Hyde regarding same.                                                                                                                                                                         | 0.25         | 68.75         | RDA |
|             | Totals                                                                                                                                                                                                                                          | 1.75         | \$293.75      |     |

**DISBURSEMENTS**

|           |                                         |  |         |  |
|-----------|-----------------------------------------|--|---------|--|
| Mar-03-20 | Mileage (2/25/2020 Board Meeting - RDA) |  | 10.81   |  |
|           | Totals                                  |  | \$10.81 |  |

**Total Fee & Disbursements**

\$304.56

**Balance Now Due**

\$304.56





# Invoice

|           |           |
|-----------|-----------|
| Date      | Invoice # |
| 3/31/2020 | 2039      |

|                                                                    |
|--------------------------------------------------------------------|
| <b>Bill To</b>                                                     |
| Harris County ESD #1<br>2800 Aldine Bender Rd<br>Houston, TX 77032 |

|              |                 |
|--------------|-----------------|
| <b>Terms</b> | <b>Due Date</b> |
| Net 15       | 4/15/2020       |

| Serviced  | Description                                                                                                                              | Hours   | Rate     | Amount   |
|-----------|------------------------------------------------------------------------------------------------------------------------------------------|---------|----------|----------|
| 3/31/2020 | March Financial Statements                                                                                                               |         | 2,750.00 | 2,750.00 |
| 3/31/2020 | Special reporting                                                                                                                        | 0.5     | 140.00   | 70.00    |
| 3/31/2020 | Additional Hours (Debt planning, fixed asset management, construction invoice review, construction reporting, meeting with bankers, etc) | 12.5703 | 140.00   | 1,759.84 |
| 3/31/2020 | Postage                                                                                                                                  |         | 9.85     | 9.85     |
| 3/31/2020 | Copies                                                                                                                                   | 73      | 0.29     | 21.17    |

Please Remit Payment to:  
The Morton Accounting Service  
1125 Cypress Station Dr. Bldg H-4  
Houston, TX 77090

or via the Intuit payment link in the email.

|                         |            |
|-------------------------|------------|
| <b>Total</b>            | \$4,610.86 |
| <b>Payments/Credits</b> | \$0.00     |
| <b>Balance Due</b>      | \$4,610.86 |



**Harris County Emergency Services District 1**

2800 Aldine Bender  
Houston, Texas 77032  
281-449-3131

April 28, 2020

Carr, Riggs & Ingram, LLC  
Two Riverway, 15<sup>th</sup> Floor

Houston, Texas 77056

This representation letter is provided in connection with your audit of the financial statements of Harris County Emergency Services District #1 (the District), which comprise the respective financial position of the governmental activities and major fund as of December 31, 2019, and the respective changes in financial position for the year then ended, and the related notes to the financial statements, for the purpose of expressing opinions as to whether the financial statements are presented fairly, in all material respects, in accordance with accounting principles generally accepted in the United States of America (U.S. GAAP).

Certain representations in this letter are described as being limited to matters that are material. Items are considered material, regardless of size, if they involve an omission or misstatement of accounting information that, in light of surrounding circumstances, makes it probable that the judgment of a reasonable person relying on the information would be changed or influenced by the omission or misstatement. An omission or misstatement that is monetarily small in amount could be considered material as a result of qualitative factors.

We confirm, to the best of our knowledge and belief, based solely on reliance on professional advice from counsel and other qualified professionals, as of the date of this letter, the following representations made to you during your audit.

**Financial Statements**

- 1) We have fulfilled our responsibilities, as set out in the terms of the audit engagement letter dated January 14, 2020, including our responsibility for the preparation and fair presentation of the financial statements in accordance with U.S. GAAP and for preparation of the supplementary information in accordance with the applicable criteria.
- 2) The financial statements referred to above are fairly presented in conformity with U.S. GAAP and include all properly classified funds and other financial information of the primary government and all component units required by generally accepted accounting principles to be included in the financial reporting entity.
- 3) We acknowledge our responsibility for the design, implementation, and maintenance of internal control relevant to the preparation and fair presentation of financial statements that are free from material misstatement, whether due to fraud or error.
- 4) We acknowledge our responsibility for the design, implementation, and maintenance of internal control to prevent and detect fraud.
- 5) Significant assumptions we used in making accounting estimates, including those measured at fair value, are reasonable.





**Harris County Emergency Services District 1**

2800 Aldine Bender  
Houston, Texas 77032  
281-449-3131

- 6) Transactions with Harris County Emergency Corps and transactions, including revenues, expenditures/expenses, loans, transfers, leasing arrangements, and guarantees, and amounts receivable from or payable to related parties have been appropriately accounted for and disclosed in accordance with U.S. GAAP. Adjustments or disclosures have been made for all events, including instances of noncompliance, subsequent to the date of the financial statements that would require adjustment to or disclosure in the financial statements.
- 7) The effects of uncorrected misstatements are immaterial, both individually and in the aggregate, to the financial statements as a whole for each opinion unit. A list of the uncorrected misstatements is attached to the representation letter.

*Adjust under accrual of tax receivable allowance*

|                                         |           |
|-----------------------------------------|-----------|
| Tax revenue                             | \$ 42,971 |
| Allowance for doubtful accounts – taxes | (42,971)  |

*Reserve remainder of fees for service due to declining collections*

|                                                    |           |
|----------------------------------------------------|-----------|
| Bad debt expense                                   | \$ 88,130 |
| Allowance for doubtful accounts – fees for service | (88,130)  |

- 8) The effects of all known actual or possible litigation, claims, and assessments have been accounted for and disclosed in accordance with U.S. GAAP.
- 9) Guarantees, whether written or oral, under which the District is contingently liable, if any, have been properly recorded or disclosed.

**Information Provided**

- 10) We have provided you with:
  - a) Access to all information, of which we are aware, that is relevant to the preparation and fair presentation of the financial statements, such as records, documentation, and other matters.
  - b) Additional information that you have requested from us for the purpose of the audit.
  - c) Unrestricted access to persons within the District from whom you determined it necessary to obtain audit evidence.
  - d) Minutes of the meetings of Board of Commissioners or summaries of actions of recent meetings for which minutes have not yet been prepared.
- 11) All material transactions have been recorded in the accounting records and are reflected in the financial statements.
- 12) We have disclosed to you the results of our assessment of the risk that the financial statements may be materially misstated as a result of fraud.



**Harris County Emergency Services District 1**

2800 Aldine Bender  
Houston, Texas 77032  
281-449-3131

- 13) We have no knowledge of any fraud or suspected fraud that affects the District and involves—
  - Management,
  - Others where the fraud could have a material effect on the financial statements.
- 14) We have no knowledge of any allegations of fraud or suspected fraud affecting the District's financial statements communicated by consultants and other professionals, regulators, or others.
- 15) We have no knowledge of instances of noncompliance or suspected noncompliance with provisions of laws, regulations, contracts, or grant agreements, or abuse, whose effects should be considered when preparing financial statements.
- 16) We have disclosed to you all known actual or possible litigation, claims, and assessments whose effects should be considered when preparing the financial statements.
- 17) We have disclosed to you the identity of the District's related parties and all the related party relationships and transactions of which we are aware.

**Government-specific**

- 18) There have been no communications from regulatory agencies concerning noncompliance with, or deficiencies in, financial reporting practices.
- 19) We have identified to you any previous audits, attestation engagements, and other studies related to the audit objectives and whether related recommendations have been implemented.
- 20) The District has no plans or intentions that may materially affect the carrying value or classification of assets, deferred outflows of resources, liabilities, deferred inflows of resources, and fund balance or net position.
- 21) We are responsible for compliance with the laws, regulations, and provisions of contracts and grant agreements applicable to us, including tax or debt limits and debt contracts, and legal and contractual provisions for reporting specific activities in separate funds.
- 22) We have identified and disclosed to you all instances that have occurred or are likely to have occurred, of fraud and noncompliance with provisions of laws and regulations that we believe have a material effect on the financial statements or other financial data significant to the audit objectives, and any other instances that warrant the attention of those charged with governance.
- 23) We have identified and disclosed to you all instances that have occurred or are likely to have occurred, of noncompliance with provisions of contracts and grant agreements that we believe have a material effect on the determination of financial statement amounts or other financial data significant to the audit objectives.
- 24) We have identified and disclosed to you all instances that have occurred or are likely to have occurred, of abuse that could be quantitatively or qualitatively material to the financial statements or other financial data significant to the audit objectives.
- 25) There are no violations or possible violations of budget ordinances, laws and regulations (including those pertaining to adopting, approving, and amending budgets), provisions of contracts and grant agreements, tax or debt limits, and any related debt covenants whose effects should be considered



**Harris County Emergency Services District 1**

2800 Aldine Bender  
Houston, Texas 77032  
281-449-3131

for disclosure in the financial statements, or as a basis for recording a loss contingency, or for reporting on noncompliance.

- 26) As part of your audit, you assisted with preparation of the financial statements and related notes. We acknowledge our responsibility as it relates to those nonaudit services, including that we assume all management responsibilities; oversee the services by designating Melissa Morton, Accountant, who possesses suitable skill, knowledge, or experience; evaluate the adequacy and results of the services performed; and accept responsibility for the results of the services. We have reviewed, approved, and accepted responsibility for those financial statements and related notes.
- 27) The District has satisfactory title to all owned assets, and there are no liens or encumbrances on such assets nor has any asset been pledged as collateral except as made known to you and disclosed in the notes to the financial statements.
- 28) The District has complied with all aspects of contractual agreements that would have a material effect on the financial statements in the event of noncompliance.
- 29) The financial statements include all component units, appropriately present majority equity interests in legally separate organizations and joint ventures with an equity interest, and properly disclose all other joint ventures and other related organizations.
- 30) The financial statements properly classify all funds and activities in accordance with [GASBS No. 34](#), as amended, and [GASBS No. 84](#).
- 31) All funds that meet the quantitative criteria in [GASBS Nos. 34](#) and [37](#) for presentation as major are identified and presented as such and all other funds that are presented as major are particularly important to financial statement users.
- 32) Components of net position (net investment in capital assets; restricted; and unrestricted) and classifications of fund balance (non-spendable, restricted, committed, assigned, and unassigned) are properly classified and, if applicable, approved.
- 33) Investments, derivative instruments, and land and other real estate held by endowments are properly valued.
- 34) Provisions for uncollectible receivables have been properly identified and recorded.
- 35) Expenses have been appropriately classified in or allocated to functions and programs in the statement of activities, and allocations have been made on a reasonable basis.
- 36) Revenues are appropriately classified in the statement of activities within program revenues, general revenues, contributions to term or permanent endowments, or contributions to permanent fund principal.
- 37) Deposits and investment securities and derivative instruments are properly classified as to risk and are properly disclosed.
- 38) Capital assets, including infrastructure and intangible assets, are properly capitalized, reported, and, if applicable, depreciated or amortized.



**Harris County Emergency Services District 1**

2800 Aldine Bender  
Houston, Texas 77032  
281-449-3131

39) We acknowledge our responsibility for the required supplementary information (RSI). The RSI is measured and presented within prescribed guidelines and the methods of measurement and presentation have not changed from those used in the prior period. We have disclosed to you any significant assumptions and interpretations underlying the measurement and presentation of the RSI.

Signature: [Handwritten Signature]



Signature: Shirley Reed

Title: Treasurer

Title: Vice-President

**APPROVED**  
Document approved by Harris County ESD-1  
Board of Commissioners  
By a Majority Vote  
on 4-28-2020 (Date)  
[Handwritten Signature] Shirley Reed  
President of ESD-1 Secretary of ESD-1  
Treasurer VP

DRAFT

**APPROVED**  
Document approved by Harris County ESD-1  
Board of Commissioners  
By a Majority Vote  
on 4-28-2020 (Date)  
  
President of ESD-1  
Treasurer  
  
Secretary of ESD-1  
VP

**Harris County Emergency  
Services District #1**

**FINANCIAL STATEMENTS AND  
REQUIRED SUPPLEMENTARY INFORMATION**

December 31, 2019



DRAFT

Harris County Emergency Services District #1  
Table of Contents  
December 31, 2019

|                                                                                                            | Page |
|------------------------------------------------------------------------------------------------------------|------|
| <b>REPORT</b>                                                                                              |      |
| Independent Auditors' Report .....                                                                         | 1    |
| <b>REQUIRED SUPPLEMENATRY INFORMATION</b>                                                                  |      |
| Management's Discussion and Analysis .....                                                                 | 3    |
| <b>FINANCIAL STATEMENTS</b>                                                                                |      |
| Governmental Fund Balance Sheet and Statement of Net Position.....                                         | 9    |
| Governmental Fund Revenues, Expenditures and Changes<br>in Fund Balance and Statement of Activities.....   | 11   |
| Notes to Financial Statements .....                                                                        | 13   |
| <b>REQUIRED SUPPLEMENTARY INFORMATION</b>                                                                  |      |
| Statement of Revenues, Expenditures and Changes in Fund<br>Balance – Budget to Actual – General Fund ..... | 23   |

# DRAFT

## **INDEPENDENT AUDITORS' REPORT**

To the Board of Commissioners  
Harris County Emergency Services District #1  
Houston, Texas

We have audited the accompanying financial statements of the governmental activities and major fund of Harris County Emergency Services District #1 (the "District"), as of and for the year ended December 31, 2019, and the related notes to the financial statements, which collectively comprise the District's basic financial statements as listed in the table of contents.

### **Management's Responsibility for the Financial Statements**

Management is responsible for the preparation and fair presentation of these financial statements in accordance with accounting principles generally accepted in the United States of America; this includes the design, implementation, and maintenance of internal control relevant to the preparation and fair presentation of financial statements that are free from material misstatement, whether due to fraud or error.

### **Auditors' Responsibility**

Our responsibility is to express opinions on these financial statements based on our audit. We conducted our audit in accordance with auditing standards generally accepted in the United States of America. Those standards require that we plan and perform the audit to obtain reasonable assurance about whether the financial statements are free from material misstatement.

An audit involves performing procedures to obtain audit evidence about the amounts and disclosures in the financial statements. The procedures selected depend on the auditors' judgment, including the assessment of the risks of material misstatement of the financial statements, whether due to fraud or error. In making those risk assessments, the auditor considers internal control relevant to the entity's preparation and fair presentation of the financial statements in order to design audit procedures that are appropriate in the circumstances, but not for the purpose of expressing an opinion on the effectiveness of the District's internal control. Accordingly, we express no such opinion. An audit also includes evaluating the appropriateness of accounting policies used and the reasonableness of significant accounting estimates made by management, as well as evaluating the overall presentation of the financial statements.

We believe that the audit evidence we have obtained is sufficient and appropriate to provide a basis for our audit opinions.

**DRAFT**  
Opinions

In our opinion, the financial statements referred to above present fairly, in all material respects, the respective financial position of the governmental activities and major fund of Harris County Emergency Services District #1, as of December 31, 2019, and the respective changes in financial position for the year then ended in accordance with accounting principles generally accepted in the United States of America.

**Other Matters**

*Required Supplementary Information*

Accounting principles generally accepted in the United States of America require that the management's discussion and analysis on pages 3 through 8 and the budget to actual comparison for the major fund on page 23 be presented to supplement the basic financial statements. Such information, although not a part of the basic financial statements, is required by the Governmental Accounting Standards Board, who considers it to be an essential part of financial reporting for placing the basic financial statements in an appropriate operational, economic, or historical context. We have applied certain limited procedures to the required supplementary information in accordance with auditing standards generally accepted in the United States of America, which consisted of inquiries of management about the methods of preparing the information and comparing the information for consistency with management's responses to our inquiries, the basic financial statements, and other knowledge we obtained during our audit of the basic financial statements. We do not express an opinion or provide any assurance on the information because the limited procedures do not provide us with sufficient evidence to express an opinion or provide any assurance.

Houston, Texas  
April XX, 2020



DRAFT

**Harris County Emergency Services District #1  
Management's Discussion and Analysis  
(Unaudited)**

This discussion and analysis of Harris County Emergency Services District #1's (the "District") financial statements provides an overview of the District's financial performance for the year ended December 31, 2019. It includes comparative data for the year ended December 31, 2018 with a brief explanation for significant changes between the periods. Because the Management's Discussion and Analysis is designed to focus on current activities, resulting changes and current known facts, please read in conjunction with the District's basic financial statements and the footnotes. Responsibility for the completeness of this information rests with the management of the District.

**FINANCIAL HIGHLIGHTS**

The following highlight certain events that occurred during 2019:

- The District contracts with Harris County Emergency Corps ("HCEC") a nonprofit entity to provide emergency ambulance services to the citizens of North Harris County. Under the terms of the Ambulance and Emergency Service Agreement, the District agrees to pay HCEC an agreed upon amount per trip less amounts collected by third parties. The District paid HCEC approximately \$14,170,000 in connection with this agreement for services provided in 2019.
- The District tax rate remained at \$0.10 per \$100 for the fiscal year.
- The District continues to utilize the tax consultants hired in 2014 to review and ensure the accuracy of the tax rolls. During the current review, they identified several new properties missing from the tax rolls that represent new tax value to the district.
- Under the Ambulance and Emergency Service Agreement, the District agrees to purchase at least two new ambulances annually. During 2018, the District approved the remounting of three existing ambulances with new chassis which were delivered in 2019. Additionally, the District approved in August 2019 the purchase of two response support vehicles to replace aging fleet vehicles not to exceed \$90,970.
- In February 2019, the District approved the Schematic Design for the new Station 97.
- The District agreed in June 2019 to upgrade the Bender office phone system for \$43,635.
- The District continued construction on Stations 92 and 94. Construction and related costs for these stations totaled approximately \$5.7 million during 2019.

**GENERAL ECONOMIC FACTORS**

The District is a local governmental agency created by a vote of the public to provide emergency medical services in the specific unincorporated area of Harris County. The District is a taxing entity with the majority of its revenue coming from property taxes in the area it serves. The general economic climate continues to be of concern to the District, specifically in regards to property values due to the fact a decline in property values could lead to a decrease in tax revenues.

**OVERVIEW OF THE FINANCIAL STATEMENTS**

This discussion and analysis is intended to serve as an introduction to the District's basic financial statements. The basic financial statements are comprised of three components: 1) government-wide financial statements, 2) fund financial statements, and 3) notes to the financial statements.

Harris County Emergency Services District #1  
 Management’s Discussion and Analysis  
 (Unaudited)

**OVERVIEW OF THE FINANCIAL STATEMENTS (Continued)**

Government-wide statements report information about the District as a whole using accounting methods similar to those used in private-sector companies. The Statement of Net Position includes all of the District’s assets and deferred outflows of resources and liabilities and deferred inflows of resources, with the difference between them presented as net position. Over time, increases or decreases in the District’s net position may serve as a useful indicator of whether the financial position of the District is improving or deteriorating. All of the current year’s revenues and expenses are accounted for in the Statement of Activities, regardless of when cash is received or paid.

The fund financial statements report information about the District on the modified accrual basis, which only accounts for revenues that are measurable and available within the current period or soon enough thereafter to pay liabilities of the current period. Reconciliations are provided that reconcile the fund statements to the government-wide statements.

The notes to the financial statements provide required disclosures and other information that are essential to a full understanding of material data provided in the statements. The notes present information about the District’s accounting policies, significant account balances, and activities.

Statement of Net Position

The Statement of Net Position includes all assets, liabilities, and deferred inflows of resources using the accrual basis of accounting. The following table reflects condensed information (rounded to the nearest thousand) on the District’s net position:

| <i>December 31,</i>              | <b>2019</b>       | <b>2018</b>       | <b>Increase<br/>(Decrease)</b> |
|----------------------------------|-------------------|-------------------|--------------------------------|
| <b>Assets:</b>                   |                   |                   |                                |
| Cash and cash equivalents        | \$ 250,000        | \$ 3,303,000      | \$ (3,053,000)                 |
| Investments                      | 13,402,000        | 15,094,000        | (1,692,000)                    |
| Property taxes receivable, net   | 15,431,000        | 12,789,000        | 2,642,000                      |
| Patient services receivable, net | 88,000            | 92,000            | (4,000)                        |
| Other receivable                 | 17,000            | 106,000           | (89,000)                       |
| Prepaid expenses                 | 40,000            | 40,000            | -                              |
| Capital assets, net              | 15,592,000        | 10,529,000        | 5,063,000                      |
| Other assets                     | 800,000           | 800,000           | -                              |
| <b>Total assets</b>              | <b>45,620,000</b> | <b>42,753,000</b> | <b>2,867,000</b>               |

DRAFT

Harris County Emergency Services District #1  
Management's Discussion and Analysis  
(Unaudited)

OVERVIEW OF THE FINANCIAL STATEMENTS (Continued)

| <i>December 31,</i>                        | <b>2019</b>          | <b>2018</b>          | <b>Increase<br/>(Decrease)</b> |
|--------------------------------------------|----------------------|----------------------|--------------------------------|
| <b>Liabilities:</b>                        |                      |                      |                                |
| Accounts payable                           | \$ 1,961,000         | \$ 1,620,000         | \$ 341,000                     |
| Retainage payable                          | 290,000              | -                    | 290,000                        |
| Interest payable                           | 28,000               | 29,000               | (1,000)                        |
| Long-term debt - due within one year       | 1,146,000            | 1,115,000            | 31,000                         |
| Long-term debt - due in more than one year | 8,470,000            | 9,616,000            | (1,146,000)                    |
| <b>Total liabilities</b>                   | <b>11,895,000</b>    | <b>12,380,000</b>    | <b>(485,000)</b>               |
| <b>Deferred inflows of resources</b>       |                      |                      |                                |
| Deferred property tax revenue              | 17,879,000           | 16,229,000           | 1,650,000                      |
| <b>Net position</b>                        |                      |                      |                                |
| Net investment in capital assets           | 6,488,000            | 5,097,000            | 1,391,000                      |
| Unrestricted                               | 9,358,000            | 9,047,000            | 311,000                        |
| <b>Total net position</b>                  | <b>\$ 15,846,000</b> | <b>\$ 14,144,000</b> | <b>\$ 1,702,000</b>            |

The District's cash and cash equivalents is held in demand and money market funds. During 2018, the District's Board of Commissioners approved transferring excess funds into a public funds investment pool. The District's balance of patient service receivable on activity related to the ambulance services performed prior to June 30, 2011 remained flat to 2019. Collections remain slow on patient receivables. Although the District continues collection efforts on these outstanding balances, ultimate collection becomes more doubtful the older the accounts become. The increase in property tax receivables is driven by increased valuations of properties and timing of remittance of payments to the District.

During 2019, the District's fixed asset activity consisted of the continuing construction of three new EMS facilities totaling \$5,706,730, ambulances and vehicles totaling \$450,843, and various equipment totaling \$87,949 with a grand total of additions in the amount of \$6,245,522. This increase was offset by annual depreciation expense totaling \$1,182,283 for the year.

At December 31, 2019, the District owed HCEC \$1,646,992 for ambulances services. During 2018 the District entered into additional debt agreements for capital related projects totaling approximately \$9.3 million. During 2019, the District paid down these debts by \$1,115,170, leaving an outstanding balance of \$9,615,586 at December 31, 2019. See the long-term debt section for more information.

Deferred property tax revenue increased by approximately \$1.65 million due to increased valuations of properties in North Harris County by the Harris County Tax Assessor's office. The District's tax rate of \$0.10 per \$100 remains consistent between 2019 and 2018 tax levy years. Tax collection is handled by the Harris County Tax Assessor's Office.

DRAFT

Harris County Emergency Services District #1  
Management's Discussion and Analysis  
(Unaudited)

**OVERVIEW OF THE FINANCIAL STATEMENTS (Continued)**

Statement of Activities

The Statement of Activities presents the operating results of the District. The following table reflects condensed information (rounded to the nearest thousand) on the District's operations:

| <i>For the years ended December 31,</i> | <b>2019</b>          | <b>2018</b>          | <b>Increase<br/>(Decrease)</b> |
|-----------------------------------------|----------------------|----------------------|--------------------------------|
| Revenues:                               |                      |                      |                                |
| Property taxes, net                     | \$ 16,947,000        | \$ 15,919,000        | \$ 1,028,000                   |
| Lease revenue                           | 631,000              | 631,000              | -                              |
| Other general revenues                  | 436,000              | 196,000              | 240,000                        |
| Contributions                           | 5,000                | 9,000                | (4,000)                        |
| <b>Total revenues</b>                   | <b>18,019,000</b>    | <b>16,755,000</b>    | <b>1,264,000</b>               |
| Expenditures:                           |                      |                      |                                |
| Program                                 | 15,997,000           | 13,460,000           | 2,537,000                      |
| Interest                                | 320,000              | 219,000              | 101,000                        |
| <b>Total expenditures</b>               | <b>16,317,000</b>    | <b>13,679,000</b>    | <b>2,638,000</b>               |
| <b>Change in net position</b>           | <b>1,702,000</b>     | <b>3,076,000</b>     | <b>(1,374,000)</b>             |
| <b>Net position, beginning of year</b>  | <b>14,144,000</b>    | <b>11,068,000</b>    | <b>3,076,000</b>               |
| <b>Net position, end of year</b>        | <b>\$ 15,846,000</b> | <b>\$ 14,144,000</b> | <b>\$ 1,702,000</b>            |

In 2019, property tax revenue increased approximately \$1 million compared to 2018, due to the additional annexed areas and increase in property valuations. During 2019 the District continued to lease buildings and ambulances to HCEC under a master leasing agreement. In April 2019, a new lease agreement was executed with terms expiring through December 31, 2024. Other general revenues includes interest income from the District's investments in a public funds investment pool and totaled approximately \$409,000 and \$117,000 for the years ended December 31, 2019 and 2018, respectively.

The District's major expenditures continue to be payments to HCEC for emergency medical services, which increased approximately \$2.4 million over 2018 and totaled approximately \$14.1 million and depreciation expense which totaled approximately \$1.2 million for the year ended December 31, 2019.

Governmental Funds

At the end of the current fiscal year, the District's governmental fund (general fund) reported an ending fund position of approximately \$8.6 million, which is approximately \$4.9 million less than the prior fiscal year. This decrease is due to the District funding the ongoing construction of the new stations during 2019. The balance of these funds are considered restricted (approximately \$500,000) with all of the remaining assets in the general fund being available resources to be used at the District's discretion.

DRAFT

Harris County Emergency Services District #1  
Management's Discussion and Analysis  
(Unaudited)

OVERVIEW OF THE FINANCIAL STATEMENTS (Continued)

Capital Assets

| <i>December 31,</i>                  | <b>2019</b>          | <b>2018</b>          |
|--------------------------------------|----------------------|----------------------|
| <b>Capital assets</b>                |                      |                      |
| Land                                 | \$ 1,579,000         | \$ 1,579,000         |
| Construction in progress             | 7,495,000            | 1,789,000            |
| Buildings and improvements           | 7,486,000            | 7,486,000            |
| Ambulances and other vehicles        | 3,051,000            | 2,600,000            |
| Furniture, fixtures and equipment    | 4,691,000            | 4,603,000            |
| <b>Total gross capital assets</b>    | <b>24,302,000</b>    | <b>18,057,000</b>    |
| <b>Less accumulated depreciation</b> | <b>(8,710,000)</b>   | <b>(7,528,000)</b>   |
| <b>Total net capital assets</b>      | <b>\$ 15,592,000</b> | <b>\$ 10,529,000</b> |

Capital assets, net increased during 2019 as a result of continuing construction in progress for three new EMS facilities for approximately \$5,707,000, ambulances and vehicles totaling \$451,000, and various equipment totaling \$87,900, offset by depreciation expense of approximately \$1,182,000.

Long-term Debt

| <i>December 31,</i>                        | <b>2019</b>         | <b>2018</b>          |
|--------------------------------------------|---------------------|----------------------|
| <b>Debt</b>                                |                     |                      |
| De Lage Landen Public Finance note payable | \$ 1,605,000        | \$ 1,958,000         |
| Government Capital note payable            | 6,441,000           | 6,810,000            |
| Stryker Finance capital lease              | 1,570,000           | 1,963,000            |
|                                            | <b>\$ 9,616,000</b> | <b>\$ 10,731,000</b> |

No new debt was entered into during 2019. The District's debt relates to the construction of two new EMS facilities and equipment financing.

The District continued to make scheduled payments in accordance with the debt agreements. During 2019, the District made principal payments totaling \$1,115,169 and interest payments totaling \$319,920.

DRAFT

Harris County Emergency Services District #1  
Management's Discussion and Analysis  
(Unaudited)

**OVERVIEW OF THE FINANCIAL STATEMENTS (Continued)**

**GENERAL FUND BUDGETARY HIGHLIGHTS**

The District budgets conservatively. Revenues are budgeted based on historic trends and the adopted levy. General Fund revenues were higher than budget as interest income is not included in the general fund budget. Expenditures were lower than budget by \$1.3 million as although the District budgets the amount reimbursable to HCEC under the Ambulance and Emergency Service Agreement at the maximum projected amount collected from annual tax revenues (96%), this favorable budget variance for program expense was offset by principal payments made on long-term debt agreements previously discussed in the Long Term Debt section. The amount of capital outlay for asset additions was lower than budgeted resulting in a favorable variance. The District's budget was not amended during the fiscal year.

**CURRENTLY KNOWN FACTS, DECISIONS AND CONDITIONS**

In 2016, the Board voted to hire an architect firm to design two future stations to replace stations 92 and 94. During 2018, construction began on the \$6.2 million project of both stations with an initial projected completion date of May 2019. Due to delays in the projects during 2019, projected completion date was moved to August 2020.

In March 2018, the District agreed to purchase two parcels of land from Harris County Emergency Services District #10 for the constructions of new EMS stations. This purchase allows future station 94 to be located on Aldine Bender Road and future station 97 to be located on the second land parcel on Woodland Hills Drive. The Board has approved the architect firm to design station 97. Construction of the \$1.8 million station began at the end of 2019.

**CONTACTING THE DISTRICT'S FINANCIAL MANAGEMENT**

This financial report is designed to provide a general overview of the Harris County Emergency Services District #1's finances for all those with an interest in the government's finances and to show the District's accountability for the money it receives. Questions concerning any of the information provided in this report or requests for additional information should be addressed to Ms. Cathy Sunday, Board Chair, 2800 Aldine Bender Rd., Houston, TX 77032.

DRAFT

Harris County Emergency Services District #1  
Governmental Fund Balance Sheet  
and Statement of Net Position

| <i>December 31, 2019</i>                                                      | General Fund         | Adjustments          | Statement of<br>Net Position |
|-------------------------------------------------------------------------------|----------------------|----------------------|------------------------------|
| <b>Assets</b>                                                                 |                      |                      |                              |
| Cash and cash equivalents                                                     | \$ 249,889           | \$ -                 | \$ 249,889                   |
| Investments                                                                   | 13,402,450           | -                    | 13,402,450                   |
| Property taxes receivable, net                                                | 15,431,052           | -                    | 15,431,052                   |
| Patient services receivable, net                                              | 88,130               | -                    | 88,130                       |
| Other receivables                                                             | 17,138               | -                    | 17,138                       |
| Prepaid expenses                                                              | 39,848               | -                    | 39,848                       |
| Capital assets, net                                                           | -                    | 15,591,795           | 15,591,795                   |
| Other assets                                                                  | -                    | 800,000              | 800,000                      |
| <b>Total assets</b>                                                           | <b>\$ 29,228,507</b> | <b>\$ 16,391,795</b> | <b>\$ 45,620,302</b>         |
| <b>Liabilities</b>                                                            |                      |                      |                              |
| Accounts payable                                                              | \$ 1,960,607         | \$ -                 | 1,960,607                    |
| Retainage payable                                                             | -                    | 290,620              | 290,620                      |
| Interest payable                                                              | -                    | 27,778               | 27,778                       |
| Long-term debt - due in one year                                              | -                    | 1,146,054            | 1,146,054                    |
| Long-term debt - due in more than one year                                    | -                    | 8,469,532            | 8,469,532                    |
| <b>Total liabilities</b>                                                      | <b>1,960,607</b>     | <b>9,933,984</b>     | <b>11,894,591</b>            |
| <b>Deferred inflows of resources</b>                                          |                      |                      |                              |
| Deferred property tax revenue                                                 | 18,628,371           | (749,010)            | 17,879,361                   |
| <b>Fund balance</b>                                                           |                      |                      |                              |
| Restricted                                                                    | 512,417              | (512,417)            |                              |
| Unassigned                                                                    | 8,127,112            | (8,127,112)          |                              |
| <b>Total fund balance</b>                                                     | <b>8,639,529</b>     | <b>(8,639,529)</b>   |                              |
| <b>Total liabilities, deferred inflows of resources,<br/>and fund balance</b> | <b>\$ 29,228,507</b> |                      |                              |
| <b>Net Position</b>                                                           |                      |                      |                              |
| Net investment in capital assets                                              |                      | 6,488,626            | 6,488,626                    |
| Unrestricted                                                                  |                      | 9,357,724            | 9,357,724                    |
| <b>Total net position</b>                                                     |                      | <b>\$ 15,846,350</b> | <b>\$ 15,846,350</b>         |

The accompanying notes are an integral part of these basic financial statements.

DRAFT

Harris County Emergency Services District #1  
Governmental Fund Balance Sheet  
and Statement of Net Position (Continued)

|                                                                                                                                                 |                      |
|-------------------------------------------------------------------------------------------------------------------------------------------------|----------------------|
| Total fund balance of governmental fund                                                                                                         | \$ 8,639,529         |
| Amounts reported for governmental activities in the statement of net position are different because:                                            |                      |
| The communication center license used in governmental activities is not a financial resource and therefore is not reported in governmental fund | 800,000              |
| Capital assets used in government activities are not resources and therefore are not reported in governmental funds                             |                      |
| Capital assets not being depreciated - land                                                                                                     | 1,578,902            |
| Capital assets not being depreciated - construction in progress                                                                                 | 7,495,444            |
| Capital assets being depreciated - buildings and improvements, vehicles, and equipment                                                          | 15,227,316           |
| Less accumulated depreciation                                                                                                                   | (8,709,867)          |
| Other long-term assets are available to pay for current period expenditures and are current inflows of resources in the funds.                  | 749,010              |
| Certain liabilities are not due and payable in the current period and therefore are not reported in the funds                                   | (290,620)            |
| Debt payable and interest payable are not due and payable in the current period and therefore not reported in the general fund                  | (9,643,364)          |
| <u>Net position of governmental activities</u>                                                                                                  | <u>\$ 15,846,350</u> |

*The accompanying notes are an integral part of these basic financial statements.*



DRAFT

Harris County Emergency Services District #1  
Governmental Fund Revenues, Expenditures and  
Changes in Fund Balance and Statement of Activities

| <i>For the year ended December 31, 2019</i>       | General Fund        | Adjustments         | Statement of<br>Activities |
|---------------------------------------------------|---------------------|---------------------|----------------------------|
| <b>Revenues</b>                                   |                     |                     |                            |
| Property taxes revenue, net                       | \$ 16,087,673       | \$ 687,025          | \$ 16,774,698              |
| Lease revenues                                    | 630,636             | -                   | 630,636                    |
| Property taxes penalties and interest             | 172,843             | -                   | 172,843                    |
| Other income                                      | 26,009              | -                   | 26,009                     |
| Interest income                                   | 409,770             | -                   | 409,770                    |
| Contributions                                     | 5,165               | -                   | 5,165                      |
| <b>Total revenues</b>                             | <b>17,332,096</b>   | <b>687,025</b>      | <b>18,019,121</b>          |
| <b>Expenditures</b>                               |                     |                     |                            |
| Current:                                          |                     |                     |                            |
| Program expense                                   | 14,169,537          | -                   | 14,169,537                 |
| Depreciation                                      | -                   | 1,182,283           | 1,182,283                  |
| Collection fees                                   | 78,010              | -                   | 78,010                     |
| Professional fees                                 | 349,350             | -                   | 349,350                    |
| Appraisal fees                                    | 122,167             | -                   | 122,167                    |
| General and administrative expenses               | 96,108              | -                   | 96,108                     |
| Capital outlay                                    | 5,954,902           | (5,954,902)         | -                          |
| Debt service:                                     |                     |                     |                            |
| Principal payment                                 | 1,115,169           | (1,115,169)         | -                          |
| Interest expense                                  | 321,509             | (1,589)             | 319,920                    |
| <b>Total expenditures</b>                         | <b>22,206,752</b>   | <b>(5,889,377)</b>  | <b>16,317,375</b>          |
| Excess (deficiency) of revenues over expenditures | (4,874,656)         | 4,874,656           | -                          |
| <b>Change in net position</b>                     |                     | <b>1,701,746</b>    | <b>1,701,746</b>           |
| <b>Fund balance/net position:</b>                 |                     |                     |                            |
| <b>Beginning of year</b>                          | <b>13,514,185</b>   | <b>630,419</b>      | <b>14,144,604</b>          |
| <b>End of year</b>                                | <b>\$ 8,639,529</b> | <b>\$ 7,206,821</b> | <b>\$ 15,846,350</b>       |

The accompanying notes are an integral part of these basic financial statements.

DRAFT

Harris County Emergency Services District #1  
Governmental Fund Revenues, Expenditures and  
Changes in Fund Balance and Statement of Activities (Continued)

|                                                                                                                                                                                                                  |                     |
|------------------------------------------------------------------------------------------------------------------------------------------------------------------------------------------------------------------|---------------------|
| Net change in fund balance of governmental fund                                                                                                                                                                  | \$ (4,874,656)      |
| Amounts reported for governmental activities in the statement of activities are different because:                                                                                                               |                     |
| Governmental funds report capital outlays as expenditures. However, in the statement of activities the cost of those assets is allocated over their estimated useful lives and reported as depreciation expense. |                     |
| Expenditure for capital assets                                                                                                                                                                                   | 6,245,522           |
| Depreciation expense                                                                                                                                                                                             | (1,182,283)         |
| Repayment of loan principal is an expenditure in the governmental fund, but the repayment reduces loans payable in the statement of net position                                                                 | 1,115,169           |
| Some expenses reported in the statement of activities do not require the use of current financial resources and therefore are not reported as expenditures in the government fund                                | (289,031)           |
| Revenues in the statement of activities that do not provide current financial resources are not reported as revenues in the funds.                                                                               |                     |
| This represents the net change in deferred property tax revenue                                                                                                                                                  | 687,025             |
| <b>Change in net position of governmental activities</b>                                                                                                                                                         | <b>\$ 1,701,746</b> |

*The accompanying notes are an integral part of these basic financial statements.*

### **Note 1: DESCRIPTION OF ORGANIZATION**

Harris County Emergency Services District #1 (the "District") was created on May 4, 1991 by approval of the voters of North Harris County, Texas. The purpose of the District is to provide emergency ambulance services and medical aid, generally within the boundaries of the District in North Harris County. The governing statutes for emergency service districts are Chapter 755 of the Texas Health and Safety Code. The District is not a component unit of another governmental entity. The District is governed by a five-member board of commissioners elected by the residents of North Harris County.

Effective June 1, 2011 the District created Harris County Emergency Corps ("HCEC") and transferred emergency medical services to HCEC.

### **Note 2: SUMMARY OF SIGNIFICANT ACCOUNTING POLICIES**

#### ***Measurement Focus and Basis of Accounting***

##### *Government-Wide Financial Statements*

The statement of net position and the statement of activities display information about the reporting government as a whole. These statements are prepared on the "economic resources" measurement focus and the accrual basis of accounting. Accordingly, all of the District's assets, deferred outflows of resources, liabilities, and deferred inflows of resources are included in the accompanying Statement of Net Position. The Statement of Activities presents changes in net position. Under the accrual basis of accounting, revenues are recognized when earned and expenses are recorded when the liability is incurred, regardless of the timing of the related cash flow. Annual assessments are recognized as revenues in the year for which they are levied.

Government-wide statements distinguish between governmental-type and business-type activities. Governmental activities are those financed through taxes, intergovernmental revenues, and other non-exchange revenues and are usually reported in governmental and internal service funds. Business activities are financed in whole or in part through fees charged for goods or services to the general public and are usually reported in proprietary funds. The District does not have any business-type activities.

Under the government-wide financial statements, net position is classified into two components as follows:

**Net Investment in Capital Assets** - This component of net position consists of capital assets, including restricted capital assets, net of accumulated depreciation and reduced by outstanding balances of any bonds, notes or other borrowings.

**Unrestricted** - This component of net position consists of resources derived from the collection of property taxes and the collection of medical services provided prior to June 1, 2011. These resources are used for transactions relating to the funding of the ambulance services provided by HCEC and general operations of the District, and may be used at the discretion of the board to meet current expenses for any purposes.

### Note 2: SUMMARY OF SIGNIFICANT ACCOUNTING POLICIES (Continued)

#### Fund Financial Statements

The accounting and financial reporting treatment applied to a fund is determined by its measurement focus. All governmental funds are accounted for using a current financial resources measurement focus and have been prepared using the modified accrual basis of accounting. Under the modified accrual basis of accounting, revenues are recognized when susceptible to accrual (i.e., when they are “measurable and available”). “Measurable” means the amount of the transaction that can be determined and “available” means collectible within the current period or soon enough thereafter to pay liabilities of the current period. The District considers all revenue available if it is collected within 60 days after the year-end. Expenditures are recorded when the related fund liability is incurred as under accrual accounting. However, debt service expenditures as well as expenditures related to compensated absences and claims and judgments, are recorded only when payment is due.

#### **Fund Accounting**

The District uses funds to report on its financial position and the results of its operations. Fund accounting is designed to demonstrate legal compliance and to aid financial management by segregating transactions relating to certain government functions or activities. A fund is an accountability unit used to maintain control over resources segregated for specific activities or objectives. The fund the District uses is described below:

General Fund - The general fund is the general operating fund of the District. It accounts for all activities.

#### **Fund Balance Classification**

The governmental fund financial statements present fund balances based on classifications that comprise a hierarchy that is based primarily on the extent to which the District is bound to honor constraints on the specific purposes for which amounts in the respective governmental funds can be spent.

Restricted fund balance – this classification includes amounts that have constraints placed on the use of resources that are either externally imposed by creditors, grantors, contributors, laws and regulations or through enabling legislation. The District’s balance that is restricted by creditors is to be used for expenditures related construction of the new EMS facilities.

Unassigned fund balance – this classification includes amounts that have not been assigned to other funds and have not been restricted, committed, or assigned for specific purposes within the general fund.

When both restricted and unrestricted resources are available for use, it is the District’s policy to use restricted resources first, then unrestricted resources (committed, assigned, and unassigned) as they are needed.

### **Note 2: SUMMARY OF SIGNIFICANT ACCOUNTING POLICIES (Continued)**

#### ***Deferred Inflows of Resources***

The District's collection or billing of the subsequent year's property tax represents an acquisition of net position or fund balance that applies to a future period and thus, will not be recognized as an inflow of resources (revenue) until that time.

#### ***Ambulance and Emergency Service Agreement***

The District has contracted with HCEC, a non-profit corporation, to furnish emergency medical service and transportation to the District service area. The District acknowledges that a majority of emergency medical services conducted within its service area are to indigent, uninsured or underinsured individuals. Under the terms of the Ambulance and Emergency Service Agreement, the District agreed to serve as the payer of last resort. The District transferred operational responsibility of these emergency services to HCEC and agreed to compensate HCEC for transport services provided to uninsured patients. The District pays HCEC the adjusted average cost of transport (agreed to annually) less any payments received from third parties. The total amount of this compensation is limited to 96% of the District's annual collected tax revenue.

Also under the Ambulance Service Agreement the District agrees to lease real and emergency service equipment under master leases to HCEC. The District also agrees to purchase two new ambulances annually.

The service agreement was renewed January 28, 2014 and the initial term of the agreement expired December 31, 2018. The agreement included a provision to continue until December 31, 2020 of which the District and HCEC operated under until March 31, 2019. Effective April 1, 2019, the District and HCEC entered into a new agreement at substantially the same terms expiring December 31, 2024.

#### ***Capital Assets***

Capital assets are stated at cost; items costing less than \$5,000 are expensed when purchased. Depreciation is calculated using the straight-line method over estimated useful lives of 20 years for buildings, 10 years for improvements and 3 to 5 years for other depreciable assets. Costs of minor repairs and maintenance are charged to expense when incurred.

#### ***Federal Income Tax***

The District is a political subdivision of the State of Texas and is exempt from federal income taxes.

#### ***Use of Estimates***

Management uses estimates and assumptions in preparing financial statements in accordance with generally accepted accounting principles. These estimates and assumptions affect the reported amounts of assets and liabilities, the disclosure of contingent assets and liabilities, and the reported revenues and expenses. Actual results could vary from the estimates that were used.

DRAFT

Harris County Emergency Services District #1  
Notes to Financial Statements

**Note 2: SUMMARY OF SIGNIFICANT ACCOUNTING POLICIES (Continued)**

***Budget and Budgetary Accounting***

Prior to the start of each fiscal year, the District approves an operating budget in accordance with accounting principles generally accepted in the United States of America. Any revisions to the budget have to be approved. Accordingly, a budget to actual comparison is presented as required supplementary information.

**Note 3: DEPOSITS**

Custodial credit risk for deposit with financial institutions is the risk that in the event of bank failure the District's deposits may not be returned.

The carrying amount (book balance) of the District's demand deposits with financial institutions as of December 31, 2019 totaled \$249,889 and the bank balance totaled \$269,045. At December 31, 2019, interest bearing deposits were covered by collateral pledged in the District's name in addition to \$250,000 FDIC insurance.

**Note 4: AUTHORIZED INVESTMENTS**

The Board of Commissioners has adopted a written investment policy regarding the investments of its funds as defined in the Public Funds Investment Act of 1997 (Chapter 2256, Texas Government Code). Such investments include (1) obligations of the United States or its agencies and instrumentalities; (2) direct obligations of the State of Texas or its agencies and instrumentalities; (3) local government investment pools; and (4) various other items that comply with the Public Funds Investment Act and the District's investment policy.

**Note 5: INVESTMENTS**

Interest rate risk is the risk that changes in the interest rates will adversely affect the fair value of an investment. In accordance with the District's investment policy, the District limits its exposure to interest rate risk by structuring its portfolio to provide safety and liquidity of funds while maximizing yields for operating funds not immediately needed. The investment policy limits the maximum stated maturity on any investments to six months. Concentration of credit risk is the risk of loss attributed to the magnitude of investment in a single issuer. The District's investment policy does not limit the amount of funds that may be invested in any authorized investment.

The District's investment in the Texas CLASS local government investment pool is rated AAAM by Standard & Poors and maintains a weighted average maturity of 82 days or less. The District considers the investments to have maturities of less than one year due to the fact that share position can usually be redeemed each day at the discretion of the District, unless there has been a significant change in value.

**Note 5: INVESTMENTS (Continued)**

Investments are reported at fair value in accordance with GASB Statements No. 79 and Statement No. 31, and therefore is not required to be categorized within the fair value hierarchy for purposes of GASB Statement No. 72. There is no material difference between the fair value of the District's position in TexasCLASS and the amortized costs of the pool shares at December 31, 2019.

**Note 6: ACCOUNTS RECEIVABLE**

Accounts receivable and the related allowance for doubtful accounts consist of the following:

| <i>December 31,</i>                     | 2019                 |
|-----------------------------------------|----------------------|
| Patient services receivable             | \$ 64,049,257        |
| Less allowance for doubtful accounts    | (63,961,127)         |
| <b>Patient services receivable, net</b> | <b>\$ 88,130</b>     |
| Property taxes receivable               | \$ 16,334,072        |
| Less allowance for doubtful accounts    | (903,020)            |
| <b>Property taxes receivable, net</b>   | <b>\$ 15,431,052</b> |

The allowance for doubtful accounts for patient services receivable is based upon management's estimate. The allowance for property taxes receivable is based upon historical experience in collecting property taxes (Note 10).

**Note 7: OTHER ASSETS**

Other assets consist of an emergency communication center. The District acquired the communication center license for \$800,000 which is recorded in the statement of net position as other assets. The license is perpetual and is not required to be reported as a capital asset because it is used to generate revenue for the District. The communication center receives emergency calls and dispatches the appropriate emergency services team. HCEC uses the communication center under the facility lease with the District (Note 11) and assumed the contracts with local volunteer fire departments. The District evaluates intangible assets for impairment annually. Management believes there has been no impairment to the communication license, and accordingly no provision for impairment has been made.

DRAFT

Harris County Emergency Services District #1  
Notes to Financial Statements

**Note 8: CAPITAL ASSETS**

Capital assets activities for the year ended December 31, 2019 were as follows:

| <i>December 31,</i>                            | Balance<br>January 1,<br>2019 | Increase     | Decrease | Balance<br>December 31,<br>2019 |
|------------------------------------------------|-------------------------------|--------------|----------|---------------------------------|
| Not depreciated                                |                               |              |          |                                 |
| Land                                           | \$ 1,578,902                  | \$ -         | \$ -     | \$ 1,578,902                    |
| Construction in progress                       | 1,788,714                     | 5,706,730    | -        | 7,495,444                       |
| Other capital assets                           |                               |              |          |                                 |
| Buildings and improvements                     | 7,485,667                     | -            | -        | 7,485,667                       |
| Ambulances and<br>other vehicles               | 2,600,168                     | 450,843      | -        | 3,051,011                       |
| Furniture and equipment                        | 4,602,689                     | 87,949       | -        | 4,690,638                       |
| Total depreciated                              | 14,688,524                    | 538,792      | -        | 15,227,316                      |
| Less accumulated depreciation                  |                               |              |          |                                 |
| Buildings and improvements                     | (4,015,151)                   | (346,708)    | -        | (4,361,859)                     |
| Ambulances and<br>other vehicles               | (2,347,499)                   | (234,937)    | -        | (2,582,436)                     |
| Furniture and equipment                        | (1,164,934)                   | (600,638)    | -        | (1,765,572)                     |
| Total accumulated depreciation                 | (7,527,584)                   | (1,182,283)  | -        | (8,709,867)                     |
| Net capital assets subject<br>to depreciation  | 7,160,940                     | (643,491)    | -        | 6,517,449                       |
| Government Activities -<br>capital assets, net | \$ 10,528,556                 | \$ 5,063,239 | \$ -     | \$ 15,591,795                   |

Depreciation expense for the year ended December 31, 2019 totaled \$1,182,283.



**Note 9: LONG-TERM DEBT**

On August 5, 2008, the District acquired a note payable with DeLage Landen Public Finance, LLC of \$4,920,533, with an interest rate of 4.987%, for the purchase of land, a building and building improvements. An initial interest-only payment of \$111,000 was due in January 2009, followed by monthly payments, including accrued interest, of approximately \$39,800 beginning February 15, 2009 through June 15, 2018, and approximately \$36,900 beginning July 15, 2018 through December 15, 2023.

The note carries a prepayment penalty for the first five years. Future tax receipts are pledged as collateral for the note. The balance of the note at December 31, 2019 was \$1,604,533.

During 2018, the District acquired a note payable with Government Capital Corporation, ("Government Capital") of \$7,000,000, with an interest rate of 3.45%, for the construction of two buildings. Semi-annual payments, including interest, of \$300,430 are due on May 15 and November 15 of each year through 2033. The note is secured by the ad valorem tax revenues.

During 2018, the District acquired a capital lease finance note from Stryker Sales Corporation of \$2,354,789, with an interest rate of 0.00%, for new medical equipment. Annual payments of approximately \$392,465 are due on May 1 of each year through 2023. At December 31, 2019, the equipment totaling \$2,354,789 is reported net of accumulated amortization totaling \$420,498 in the government wide financial statements. Amortization of leased equipment under capital leases is included with depreciation expense.

Long-term debt activities for the year ended December 31, 2019 were as follows:

|                               | Balance<br>January 1,<br>2019 | Increase    | Decrease              | Balance<br>December 31,<br>2019 | Current<br>Portion  |
|-------------------------------|-------------------------------|-------------|-----------------------|---------------------------------|---------------------|
| Notes payable                 |                               |             |                       |                                 |                     |
| De Lage Landen Public Finance | \$ 1,958,175                  | \$ -        | \$ (353,642)          | \$ 1,604,533                    | \$ 371,684          |
| Government Capital            | 6,810,257                     | -           | (369,063)             | 6,441,194                       | 381,905             |
| Capital lease payable         |                               |             |                       |                                 |                     |
| Stryker                       | 1,962,324                     | -           | (392,465)             | 1,569,859                       | 392,465             |
| <b>Total notes payable</b>    | <b>\$ 10,730,756</b>          | <b>\$ -</b> | <b>\$ (1,115,170)</b> | <b>\$ 9,615,586</b>             | <b>\$ 1,146,054</b> |

DRAFT

Harris County Emergency Services District #1  
Notes to Financial Statements

**Note 9: LONG-TERM DEBT (Continued)**

Future annual payments for the District's long-term debt are as follows:

| <i>Years ending December 31,</i> | <u>Notes Payable</u> |                     | <u>Capital Lease</u> | <u>Total</u>         |
|----------------------------------|----------------------|---------------------|----------------------|----------------------|
|                                  | <u>Principal</u>     | <u>Interest</u>     | <u>Principal</u>     |                      |
| 2020                             | \$ 753,589           | \$ 290,545          | \$ 392,465           | \$ 1,436,599         |
| 2021                             | 785,844              | 258,292             | 392,465              | 1,436,601            |
| 2022                             | 819,528              | 224,608             | 392,465              | 1,436,601            |
| 2023                             | 854,798              | 189,430             | 392,464              | 1,436,692            |
| 2024                             | 437,902              | 162,958             | -                    | 600,860              |
| 2025 - 2029                      | 2,428,965            | 575,337             | -                    | 3,004,302            |
| 2030 - 2033                      | 1,965,101            | 137,911             | -                    | 2,103,012            |
| <b>Total future payments</b>     | <b>\$ 8,045,727</b>  | <b>\$ 1,839,081</b> | <b>\$ 1,569,859</b>  | <b>\$ 11,454,667</b> |

**Note 10: PROPERTY TAX**

The District's property tax is levied each October 1<sup>st</sup> on the assessed value listed as of the prior January 1 for all real and personal property located in the tax area of the District. Taxes are due on the receipt of the tax bill and are delinquent if not paid before February 1 of the year following the year in which imposed. These property tax receivables are presented on the statement of net position with offsetting deferred revenue to reflect amounts not collected as of December 31, 2019. The Harris County Tax Assessor and Collector is the collecting agency and remits collections to the District, net of a collection fee.

For the 2019 tax year, the District levied an assessment of \$0.10 per \$100 of assessed valuation, resulting in an adjusted assessment of \$17,879,361 on the assessment valuation of approximately \$17,879,361,000. As of December 31, 2019, \$6,303,499 of the 2019 assessment has been collected and applied against the property tax receivable balance outstanding. The current assessed value is preliminary and the District expects that the tax collector will adjust values as protested value and additional properties are identified. Revenue recognition for the 2019 assessment has been fully deferred to 2020.

The \$903,020 allowance for uncollectible taxes is based upon historical experience in collecting property taxes.

**Note 11: TRANSACTION WITH HARRIS COUNTY EMERGENCY CORPS**

Under the terms of the Ambulance and Emergency Service Agreement, during the year ended December 31, 2019, the District recorded program expenses totaling \$14,169,537 consisting of payment to HCEC for services provided, of which \$1,649,992 is due to HCEC as of December 31, 2019, and is included in accounts payable on the accompanying financial statements.

The District has entered into a lease agreement with HCEC for the use of various other properties for monthly payments totaling \$45,553 and expiring on December 31, 2024. The District also leases ambulances and vehicles under another lease agreement totaling \$7,000 per month and expiring on March 31, 2024. During 2019, the District received rental income for the property and capital assets totaling \$630,636, respectively (Note 12).

Upon transferring operations to HCEC on June 1, 2011, the District agreed to donate to HCEC all cash received from collections of patient services receivable as of June 1, 2011. During 2019, there were no collected receivables donated to HCEC.

Commissioners are reimbursed a maximum of \$7,200 annually for their service. Reimbursements totaled \$23,332 for the year ended December 31, 2019, and are included in general and administrative expenses on the accompanying financial statements.

**Note 12: OPERATING LEASES**

The District leases property and equipment under non-cancellable arrangements to HCEC expiring through December 2024. Property and equipment under leases consist of substantially all capital assets listed in Note 8. Minimum lease payments due to the District under the non-cancellable agreements is as follows:

| <i>Year ending December 31,</i>     |                     |
|-------------------------------------|---------------------|
| 2020                                | \$ 630,624          |
| 2021                                | 630,624             |
| 2022                                | 630,624             |
| 2023                                | 630,624             |
| 2024                                | 567,624             |
| <b>Total minimum lease payments</b> | <b>\$ 3,090,120</b> |

Rental income for the property and equipment totaled \$630,636 for the year ended December 31, 2019.

### **Note 13: COMMITMENTS - CONSTRUCTION**

During 2018, the District entered into a construction agreement with a contractor for the construction of two new EMS stations within the District. The agreement totals \$6,178,460 of which \$718,691 remains under the agreement at December 31, 2019. In addition, a contract for construction management services totaling \$389,725 was also entered into during 2018 for this project. At December 31, 2019 \$15,681 remains under this agreement.

During 2019, the District entered into a professional services agreement with an architect for the construction of a third new EMS station within the District. The agreement totaled \$100,800 of which \$32,521 remains under the agreement at December 31, 2019. In addition, during 2019, the District entered into a contract for the construction of the third EMS station which totals \$1,819,000 of which \$1,756,993 remains under agreement at December 31, 2019. The District also has a contract for construction management services for the third EMS station totaling \$212,917. At December 31, 2019 \$122,338 remains under this agreement.

### **Note 14: SUBSEQUENT EVENTS**

In March 2020, the World Health Organization made the assessment that the outbreak of a novel coronavirus (COVID-19) can be characterized as a pandemic. As a result, there may be a significant impact on the operating activities and results of the District. The occurrence and extent of such an impact will depend on future developments, including (i) the duration and spread of the virus, (ii) government quarantine measures, (iii) voluntary and precautionary restrictions on travel or meetings, (iv) the effects on the financial markets, and (v) the effects on the economy overall, all of which are uncertain.

The District has evaluated subsequent events through the date the financial statements were available for issuance on April XX, 2020. No matters were identified affecting the District's financial statements or related disclosures, other than mentioned above.

DRAFT

**REQUIRED SUPPLEMENTARY INFORMATION**

DRAFT

Harris County Emergency Services District #1  
Statement of Revenues, Expenditures and Changes in  
Fund Balance – Budget to Actual – General Fund

| <i>For the year ended December 31, 2019</i>     | Original and<br>Final Budget | Actual                | Variance with<br>Final Budget |
|-------------------------------------------------|------------------------------|-----------------------|-------------------------------|
| <b>Revenues</b>                                 |                              |                       |                               |
| Property taxes revenue, net                     | \$ 16,167,280                | \$ 16,087,673         | \$ (79,607)                   |
| Lease revenues                                  | 630,636                      | 630,636               | -                             |
| Property taxes penalties and interest           | 190,000                      | 172,843               | (17,157)                      |
| Interest income                                 | -                            | 409,770               | 409,770                       |
| Contributions                                   | 8,400                        | 5,165                 | (3,235)                       |
| Other income                                    | 3,000                        | 26,009                | 23,009                        |
| <b>Total available revenues</b>                 | <b>16,999,316</b>            | <b>17,332,096</b>     | <b>332,780</b>                |
| <b>Expenditures</b>                             |                              |                       |                               |
| Program expense                                 | 15,702,989                   | 14,169,537            | 1,533,452                     |
| Collection fees                                 | 40,000                       | 78,010                | (38,010)                      |
| Professional fees                               | 310,500                      | 349,350               | (38,850)                      |
| Appraisal fees                                  | 120,000                      | 122,167               | (2,167)                       |
| General and administrative expenses             | 106,950                      | 96,108                | 10,842                        |
| Capital outlay                                  | 6,520,000                    | 5,954,902             | 565,098                       |
| Depreciation expense                            | 354,000                      | -                     | 354,000                       |
| Debt service                                    |                              |                       |                               |
| Principal payments                              | -                            | 1,115,169             | (1,115,169)                   |
| Interest expense                                | 322,000                      | 321,509               | 491                           |
| <b>Total expenditures</b>                       | <b>23,476,439</b>            | <b>22,206,752</b>     | <b>1,269,687</b>              |
| <b>Excess of revenues<br/>over expenditures</b> | <b>\$ (6,477,123)</b>        | <b>\$ (4,874,656)</b> | <b>\$ 1,602,467</b>           |

See independent auditors' report.



**GOVERNMENT CAPITAL CORPORATION**

Harris County ESD NO. 1

April 27, 2020

**Re: OPTION 1 - Refunding for real estate projects**

We are pleased to offer the following preliminary overview of the financing terms:

|                      |                                                                     |
|----------------------|---------------------------------------------------------------------|
| Financing structure: | Health and Safety Code 775.085-Ad Valorem Tax Pledge                |
| Project Description: | Refunding real estate projects                                      |
| Project Pricing:     | \$6,251,874.61                                                      |
| Down Payment:        | \$0.00                                                              |
| Lender:              | J.P. Morgan Chase Bank                                              |
| Lender Counsel:      | Naman Howell Smith & Lee                                            |
| Lender Counsel Fee:  | \$4,000.00 (paid by HCESD1) ✓                                       |
| Tax Counsel:         | Radcliffe, Bobbitt, Adams, Polley PLLC (paid by Government Capital) |
| Issuance Costs:      | \$70,000 (paid by issuer at closing) ✓                              |

---

|                       |                                                      |
|-----------------------|------------------------------------------------------|
| Term:                 | 13 Years                                             |
| Semi-Annual Payments: | 26@ \$263,839.96                                     |
| Payments Commencing:  | 11/15/2020                                           |
| Interest Rate:        | 1.400% fixed ✓                                       |
| TIC*:                 | 1.571%                                               |
| Prepayment:           | Callable on 11/15/2025 at par without fee or penalty |
| Closing Date:         | 05/15/20                                             |

---

TIC\*: Represents the yield to Harris County ESD NO. 1 after all issuance cost

Previous annual payment for transaction # 8203: **\$600,860.76** (13 years remaining)  
Estimated Total Saving: **\$877,350.92** (Savings amount includes GCC fee and bank council fee)

The above financing structure will be secured by a pledge of ad valorem tax revenue. As a result, a lien will not be placed on the property. Furthermore, traditional real estate expenses such as the cost for an appraisal, title policy, environmental studies, survey etc. will not be required.

The above terms are subject to qualifications under 265(b)3 of the Internal Revenue Code, underwriting approval, bank qualification and mutually acceptable documentation. Proposed funding considers all cost of borrowing. **Terms subject to change if funding occurs after May 15, 2020.**

Our team is prepared to move forward or provide other terms for consideration as needed.

Landon Newton  
Government Capital Corporation  
345 Miron Dr  
Southlake, Texas 76092  
(817) 722-0213 Direct  
[Landon.Newton@govcap.com](mailto:Landon.Newton@govcap.com)

**APPROVED**  
Document approved by Harris County ESD-1  
Board of Commissioners  
By a Majority Vote  
on 4-28-2020 (Date)

*[Signature]*  
President of ESD-1  
Treasurer

*[Signature]*  
Secretary of ESD-1  
VP

*The transaction described herein is an arm's length, commercial transaction between you and Government Capital Corporation ("GCC"), in which GCC: (i) is acting solely for its own financial and other interests that may differ from yours; (ii) is not acting as your municipal advisor or financial advisor, and has no fiduciary duty to you with respect to this transaction; and (iii) is not recommending that you take an action with respect to this transaction.*



**GOVERNMENT CAPITAL**  
**CORPORATION**

Harris County ESD NO. 1

April 27, 2020

**Re: OPTION 2 - Refunding for real estate projects**

We are pleased to offer the following preliminary overview of the financing terms:

|                      |                                                                     |
|----------------------|---------------------------------------------------------------------|
| Financing structure: | Health and Safety Code 775.085-Ad Valorem Tax Pledge                |
| Project Description: | Refunding real estate projects                                      |
| Project Pricing:     | \$6,251,874.61                                                      |
| Down Payment:        | \$0.00                                                              |
| Lender:              | National Bank                                                       |
| Lender Counsel:      | N/A                                                                 |
| Lender Counsel Fee:  | \$0.00                                                              |
| Tax Counsel:         | Radcliffe, Bobbitt, Adams, Polley PLLC (paid by Government Capital) |
| Issuance Costs:      | \$70,000 (paid by issuer at closing)                                |

|                       |                                                      |
|-----------------------|------------------------------------------------------|
| Term:                 | 13 Years                                             |
| Semi-Annual Payments: | 26@ \$280,274.83                                     |
| Payments Commencing:  | 11/15/2020                                           |
| Interest Rate:        | 2.34% fixed ✓                                        |
| TIC*:                 | 1.516%                                               |
| Prepayment:           | Callable on 11/15/2025 at par without fee or penalty |
| Closing Date:         | 05/15/20                                             |

TIC\*: Represents the yield to Harris County ESD NO. 1 after all issuance cost

Previous annual payment for transaction # 8203: **\$600,860.76** (13 years remaining)

Estimated Total Saving: **\$442,452.66** (Savings amount includes GCC fee and bank council fee)

The above financing structure will be secured by a pledge of ad valorem tax revenue. As a result, a lien will not be placed on the property. Furthermore, traditional real estate expenses such as the cost for an appraisal, title policy, environmental studies, survey etc. will not be required.

The above terms are subject to qualifications under 265(b)3 of the Internal Revenue Code, underwriting approval, bank qualification and mutually acceptable documentation. Proposed funding considers all cost of borrowing. **Terms subject to change if funding occurs after May 15, 2020.**

Our team is prepared to move forward or provide other terms for consideration as needed.

Landon Newton  
Government Capital Corporation  
345 Miron Dr  
Southlake, Texas 76092  
(817) 722-0213 Direct  
[Landon.Newton@govcap.com](mailto:Landon.Newton@govcap.com)

*The transaction described herein is an arm's length, commercial transaction between you and Government Capital Corporation ("GCC"), in which GCC: (i) is acting solely for its own financial and other interests that may differ from yours; (ii) is not acting as your municipal advisor or financial advisor, and has no fiduciary duty to you with respect to this transaction; and (iii) is not recommending that you take an action with respect to this transaction.*





**GOVERNMENT CAPITAL**  
CORPORATION

345 MIRON DRIVE SOUTHLAKE, TEXAS 76092 817.421.5400  
WWW.GOVCAP.COM

**Offers are due on Monday, April 27, 2020 @ 9:00 p.m. CST via email to susan.harbaugh@govcap.com**

**INVESTOR OFFER**

**Interest Rate:** See Attached Addendum  
**Fees (if any):** See Attached Addendum  
**Prepayment Option/Terms:** See Attached Addendum  
**Alternate Structures:** See Attached Addendum

The sale of the Note will be awarded to the bidder making an offer that conforms to the specifications herein and which produces the lowest true interest cost rate to the District. If two or more equal offers are received the District will determine which offer, if any, shall be accepted, and such determination shall be final. The interest rate will be calculated on an annually compounding basis using a 30/360 calendar.

The District reserves the right to reject any and all offers, to waive irregularities and to change the time that offers are due. Bidders agree to hold the District, the Placement Agent and its consultants and agents harmless in the submission of an offer. The bidders are also responsible for their own legal counsel fees and expenses and for any and all costs associated with the submission of the offer.

The bank's offer is subject to the following conditions (if any):

**See Attached Addendum**

---

(If left blank or there are no additional attachments, it is assumed that there are no conditions to the offer.)

Submitted by:

Bank Name: JPMorgan Chase Bank, N.A. Contact Name: Andre' J. Bradley

Signed: Andre' J. Bradley Title: Vice-President Dated: April 27, 2020

ADDENDUM TO  
REQUEST FOR BANK LOAN PROPOSALS

This Addendum dated April 27, 2020 is attached to and hereby incorporated by reference into that certain Bid Form from JPMorgan Chase Bank, NA (“Bank”) to the Harris County Emergency Services District No. 1 (the “District”) Houston, Texas regarding the \$6,251,875 Promissory Note and Security Agreement (Bank Qualified), Series 2020 (the “Note”). This Addendum shall supplement the Request for Bank Loan Proposals as indicated below.

**FORM OF NOTE:**

Bank will require a single Note with mandatory sinking fund maturities. The Bank shall not require the Note to be rated by any rating agency. The Note shall not be initially registered to participate in DTC and will not be in book-entry form, shall not contain a CUSIP number and shall not be marketed during any period in which the Note is held by the Bank pursuant to any Official Statement, Offering Memorandum or any other disclosure documentation.

**PURPOSE:**

To Refinance 2018 Note for Fire Station Facilities.

**SECURITY:**

Principal and interest on the Note will be payable from the proceeds of an annual ad valorem tax levied upon all taxable property within the District, up to the legal limitation as to rate or amount. The Note is an obligation of the District, and is not an obligation of the State of Texas, Harris County, Texas, the City of Houston, Texas or any other entity other than the District.

**INTEREST RATE:**

*The rates provided below are provided exclusively for fixed purposes, based upon market conditions as of April 27, 2020. The actual rate of interest borne by the Note will be set by mutual agreement between Bank and the District.*

The interest rate will be fixed as described above, however, prior to acceptance the interest rate may increase if the Bank’s cost of funds increases. Bank’s cost of funds may increase due to a number of factors including, but not limited to, changes in market conditions. Interest will be calculated on a 30/360 basis.

**OPTION A:**

**1.26%** Fixed, Tax-exempt, Fixed Rate, with no optional redemption.

**OPTION B:**

**1.40%** Fixed, Tax-exempt, Fixed Rate, with optional redemption, in whole or in part, subsequent to November 15, 2025

**ELIGIBILITY:**

Bank assumes the District will designate the Note as “bank qualified.”

**REPAYMENT TERMS:**

Principal and interest payments will be due on May 15<sup>th</sup> and November 15<sup>th</sup> of each year, beginning November 15<sup>th</sup>, 2020 with a final maturity of May 15<sup>th</sup>, 2033.

**INDEPENDENT BANK COUNSEL FEE:**

Not to exceed \$4,000.00 to be paid by the District at closing, as a cost of issuance. Bank will engage Mr. Andrew D. Clark of the firm Naman Howell Smith & Lee, PLLC.

**LEGAL OPINION:**

The District's bond counsel, or Bank counsel as the case may be, will deliver opinion as to (i) validity and enforceability of the Note under state statutes, (ii) exemption of interest on the Note from Federal income and state taxes, and (iii) designation of the Note as "qualified tax-exempt obligations" under Section 265(b) of the Internal Revenue Code of 1986, as amended. Bond Counsel approving opinion must be addressed to Bank or permit reliance by Bank.

**FINANCIAL REPORTING:**

The District will be required to provide Bank with audited annual financial statements, free of significant deficiencies or material weakness, and prepared by an independent Certified Public Accountant, within 270 days of the close of its fiscal year.

**ADDITIONAL REPORTING:**

The District shall provide the Bank, within 270 days after the close of each fiscal year, if not otherwise then disclosed by a Comprehensive Annual Financial Report or a Continuing Disclosure filing with EMMA (MSRB) the following information relating to the City:

- Ad Valorem tax collection rate

**MUNICIPAL ADVISOR DISCLAIMER:**

The District acknowledges and agrees that (i) the transaction contemplated herein is an arm's length commercial transaction between the Issuer and the Bank and its affiliates, (ii) in connection with such transaction, the Bank and its affiliates are acting solely as a principal and not as an advisor including, without limitation, a "Municipal Advisor" as such term is defined in Section 15B of the Securities and Exchange Act of 1934, as amended, and the related final rules (the "Municipal Advisor Rules"), agent or a fiduciary of the District, (iii) the Bank and its affiliates are relying on the Bank exemption in the Municipal Advisor Rules, (iv) the Bank and its affiliates have not provided any advice or assumed any advisory or fiduciary responsibility in favor of the District with respect to the transaction contemplated hereby and the discussions, undertakings and procedures leading thereto (whether or not the Bank, or any affiliate of the Bank, has provided other services or advised, or is currently providing other services or advising the District on other matters), (v) the Bank and its affiliates have financial and other interests that differ from those of the District, and (vi) the District has consulted with its own financial, legal, accounting, tax and other advisors, as applicable, to the extent it deemed appropriate.

**WEBSITE DISCLOSURE:**

As a best practice to maintain transparency, final Note documentation may be posted by the District on a national public bond market repository provided that certain information is redacted by the District as directed by the Bank. Items that should be redacted include pricing, financial ratio covenants, signatures/names, account numbers, wire transfer and payment instructions and any other data that could be construed as sensitive information.

**MISCELLANEOUS:**

The documents shall provide that the Bank shall be entitled to a writ of mandamus or ruling in any other suit, action or special proceeding in equity or at law in a court of competent jurisdiction compelling and requiring the District and the officials thereof to observe and perform the contracts, covenants, obligations or conditions of the District as prescribed in the Note.

A material change in the aggregate amount of the Note, plus or minus, will constitute a re-pricing event and the interest rates will be adjusted. Funding will occur upon receipt of all documentation required by Bank, in form and substance acceptable to Bank and its independent counsel. If the expected award date of April 28, 2020 at 10:30 a.m. and/or the expected closing date no later than May 15, 2020, should not occur, Bank reserves the right to re-price or terminate the Bid.

**ACCEPTED BY: (for the) Harris County Emergency Services District No. 1, Harris County**

Option: B 1.40% Fixed  
By: [Signature]  
Name: Fred Scibola  
Title: Treasurer  
Date: 4-28-2020

IRS Circular 230 Disclosure: Bank and its affiliates (collectively, "Chase") do not provide tax advice. Accordingly, any discussion of U.S. tax matters contained herein (including any attachments) is not intended or written to be used, and cannot be used, in connection with the promotion, marketing or recommendation by anyone unaffiliated with Chase of any of the matters addressed herein or for the purpose of avoiding U.S. tax-related penalties.

**APPROVED**  
**Document approved by Harris County ESD-1**  
**Board of Commissioners**  
**By a Majority Vote**  
on 4-28-20 (Date)  
[Signature]  
**President of ESD-1**      **Secretary of ESD-1**  
Treasurer

# K&M

**ELECTRICAL SERVICES LLC.**  
DESIGN/CONSTRUCTION/SERVICE

**APPROVED**  
Document approved by Harris County ESD-1  
Board of Commissioners  
By a Majority Vote  
on 4-28-2020 (Date)  
*[Signature]* President of ESD-1  
*[Signature]* Secretary of ESD-1  
TREC License  
VP

April 20, 2020

Re: HCEC TVSS Station #94

Dear Sir,

K&M Electrical Services LLC. presents pricing for the electrical work as outlined in the following counts. Price, scope and counts as follows

The price for the above referenced project is:..... \$11,986.00 / BLDG.

**We Included:**

1. All labor and material
2. Afterhours work
3. Supply TVSS
4. Installation of TVSS on exterior of building

**We Excluded:**

1. Any Centerpoint charges
2. Any sales taxes
3. Fire/security system
4. Communication wiring

**Scope: (1) Supply/Install TG3 125 TVSS at Main Disconnect (10') Run 1 1/2" c. 4/4-#2 Terminate at Switch Board**

We appreciate the opportunity to present this pricing for your review. **THIS WILL REQUIRE AN OUTAGE BY CENTERPOINT. The TVSS has a 8 week delivery schedule, do to current situation no delivery guarantee can be given** If you have any questions please feel free to contact us at your convenience.

Sincerely,

*Keith Heine*

Keith Heine  
K&M Electrical Services LLC.

\*TECL

Regulated by the Texas Department of Licensing and Regulation\*P.O. Box 12157\*Austin, Texas 78711\*  
1-800-803-9202\*1-512-463-6599\*Website: [www.license.state.tx.us/complaints](http://www.license.state.tx.us/complaints)

# K&M

**ELECTRICAL SERVICES LLC.**  
DESIGN/CONSTRUCTION/SERVICE

**APPROVED**  
Document approved by Harris County ESD-1  
Board of Commissioners  
By a Majority Vote  
on 4-28-2020 (Date)  
*[Signature]* President of ESD-1  
*[Signature]* Secretary of ESD-1  
treasurer VP

April 20, 2020

Re: HCEC TVSS 2800 Aldine Bender

Dear Sir,

K&M Electrical Services LLC. presents pricing for the electrical work as outlined in the following counts. Price, scope and counts as follows

**The price for the above referenced project is:..... \$11,986.00**

**We Included:**

1. All labor and material
2. Afterhours work
3. Supply TVSS
4. Installation of TVSS

**We Excluded:**

1. Any Centerpoint charges
2. Any sales taxes
3. Fire/security system
4. Communication wiring

**Scope: (1) Supply/Install TG3 125 TVSS (10') Run 1 ½" c. 4/4-#2 Terminate at Switch Board**

We appreciate the opportunity to present this pricing for your review. **THIS WILL REQUIRE AN OUTAGE BY CENTERPOINT. The TVSS has a 8 week delivery schedule, do to current situation no delivery guarantee can be given** If you have any questions please feel free to contact us at your convenience.

Sincerely,

*Keith Heine*

Keith Heine  
K&M Electrical Services LLC.



\*TECL



P.O. Box 1587 – Pearland, Texas 77588 – 281/997-2640 – Fax: 281 / 485-4702

2/20/2020

Harris County Emergency Corps  
2800 Aldine Bender Rd  
Houston, Texas 77023  
Attn: Willie Sanders  
[tsanders@hcec.com](mailto:tsanders@hcec.com)  
713-408-2756

**APPROVED**  
Document approved by Harris County ESD-1  
Board of Commissioners  
By a Majority Vote  
on 4-28-2020 (Date)  
  
President of ESD-1  
  
Secretary of ESD-1  
V.P.

Re: 2800 Aldine Bender Rd – Paint Exterior Tilt Wall Surfaces

Construction Masters of Houston is pleased to present this proposal prep and paint the exterior of the building.

**Lump Sum Total: \$48,281.00 (Sales Tax Exempt)**

Scope of Work:

- High pressure clean all textured tilt wall, windows, roll up doors, man doors and upper fiberglass panels.
- Patch holes as needed to match existing as close as possible. The texture patch may not match exactly.
- Caulk as needed all expansion joint, window perimeter joints and wall penetrations.
- Treat rust spots as needed.
- At ground level only – scrape to remove the existing loose coating and apply 1 covering coat of bonding primer.
- Apply 2 coats of Sherwin Williams A-100 Satin Finish – Colors to match existing as close as possible.
- Scope includes paint all the faces of the roll up doors/frames and man door/frames.
- Access will be gained using combination of scissor lifts, boom lifts and ladders.
- Exclusions: Painting fiberglass wall panels, sheet metal cap flashing and any other surfaces not stated in the scope.
- 
- **Alternate Add #1: Upgrade to Sherwin Williams SuperPaint Satin Finish... \$3,250.00**
- 
- Normal Working Hours of M-F 8:00 – 5:00

Attached:  
Thank You for the Opportunity,  
Ed Cudworth  
Construction Masters of Houston



## President's Report – HCEC

### April 2020 Meeting


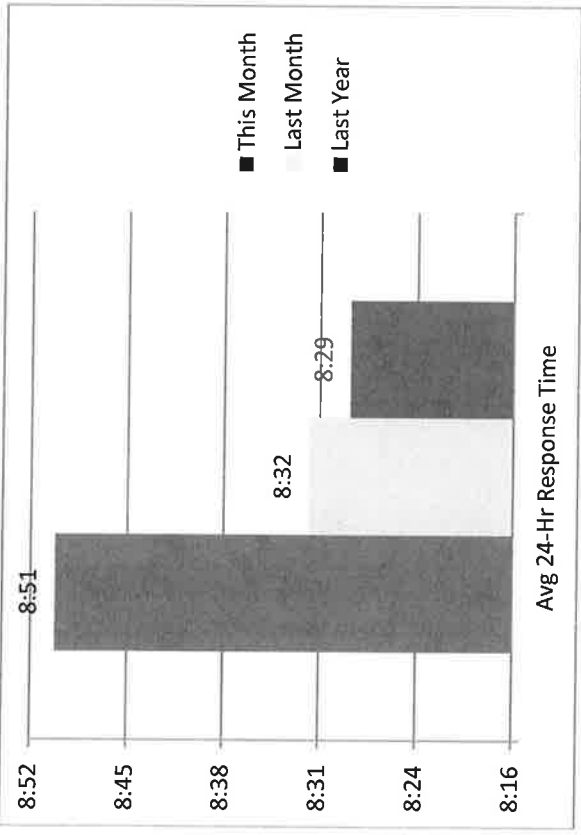
- HCEC responded to 1611 911 calls this month, compared to 1595 in the previous month. Our response time is 8:51.
- HCEC is responding well to the COVID-19 pandemic. Our call volume is returning to normal.
- HCEC implemented a basic level unit in order to offset the growing number of calls and the additional time it takes per call to don proper PPE. So far, that unit is being utilized well.
- Our staff is well and we have nobody in quarantine as of this meeting.
- HCEC has purchased approximately 40,000 N95 masks recently as well as other necessary items to keep our crews safe.

Ambulance Failures: 9 (0 during response/patient care)

Fleet Accident: 1 (1301, minor)



# HCEC Activity March 2020





Division Harris County Emerg Corps

# 911 STATISTICS REPORT FOR PERIOD 03-01-20 to 03-31-20

4/4/2020 5:21:10 PM Page 1 of 6

| RESPONSE PRIORITY SUMMARY |            |            |            |            |           |             |
|---------------------------|------------|------------|------------|------------|-----------|-------------|
| TYPE                      | Alpha      | Bravo      | Charlie    | Delta      | Echo      | Total       |
| District                  | 7          | 9          | 9          | 68         | 30        | 152         |
| Medic                     | 348        | 184        | 310        | 423        | 47        | 1611        |
| Medical Director          |            |            |            | 2          | 1         | 3           |
| Supervisor                | 1          |            |            |            |           | 1           |
| <b>Total</b>              | <b>355</b> | <b>194</b> | <b>319</b> | <b>493</b> | <b>78</b> | <b>1767</b> |

\* All units assigned to a response that went enroute

| OUT OF THE CHUTE RESPONSE AVERAGES AND STATISTICS BY APPARATUS TYPE |                     |                     |                    |                        |                      |                       |
|---------------------------------------------------------------------|---------------------|---------------------|--------------------|------------------------|----------------------|-----------------------|
| APPARATUS TYPE                                                      | ASSIGNED TO ENROUTE | ASSIGNED TO ONSCENE | ENROUTE TO ONSCENE | HOSPITAL TO IN-SERVICE | AVERAGE ONSCENE TIME | AVERAGE INCIDENT TIME |
| District                                                            | 01:27               | 08:51               | 07:23              | 00:00                  | 00:24:44             | 33:36                 |
| Medic                                                               | 01:17               | 08:03               | 06:46              | 34:00                  | 00:19:10             | 59:59                 |

\* All units assigned to a response that went enroute in district, NO mutual aid responses

| SERVICE LEVEL STATUS CHANGES BY DAY |          |          |          |           |          |          |          |           |          |          |          |          |          |          |          |          |            |  |  |  |  |  |  |  |  |  |  |  |  |
|-------------------------------------|----------|----------|----------|-----------|----------|----------|----------|-----------|----------|----------|----------|----------|----------|----------|----------|----------|------------|--|--|--|--|--|--|--|--|--|--|--|--|
| Status Level                        | 03       | 04       | 08       | 09        | 10       | 11       | 12       | 13        | 14       | 15       | 18       | 19       | 22       | 24       | 26       | 30       | Total      |  |  |  |  |  |  |  |  |  |  |  |  |
| 2020-03 LEVEL -                     | 3        | 1        | 1        | 5         | 2        | 3        | 4        | 5         | 1        | 2        | 3        | 4        | 1        | 2        | 2        | 39       |            |  |  |  |  |  |  |  |  |  |  |  |  |
| LEVEL 0                             | 5        |          | 4        | 4         | 4        | 6        |          |           |          |          |          | 2        | 1        |          | 26       |          |            |  |  |  |  |  |  |  |  |  |  |  |  |
| LEVEL 1                             | 1        | 1        | 5        | 3         | 1        | 4        | 4        | 1         | 3        | 1        | 2        | 5        | 3        | 3        | 38       |          |            |  |  |  |  |  |  |  |  |  |  |  |  |
| <b>Totals</b>                       | <b>8</b> | <b>2</b> | <b>2</b> | <b>14</b> | <b>9</b> | <b>8</b> | <b>8</b> | <b>15</b> | <b>2</b> | <b>5</b> | <b>4</b> | <b>2</b> | <b>9</b> | <b>4</b> | <b>7</b> | <b>4</b> | <b>103</b> |  |  |  |  |  |  |  |  |  |  |  |  |

| SERVICE LEVEL STATUS CHANGES BY HOUR OF DAY |          |          |          |           |           |          |          |          |          |           |          |          |          |          |          |          |            |  |  |  |  |  |  |
|---------------------------------------------|----------|----------|----------|-----------|-----------|----------|----------|----------|----------|-----------|----------|----------|----------|----------|----------|----------|------------|--|--|--|--|--|--|
| Status Level                                | 00       | 09       | 10       | 11        | 12        | 13       | 14       | 15       | 16       | 17        | 18       | 19       | 20       | 21       | 22       | 23       | Total      |  |  |  |  |  |  |
| 2020-03 LEVEL -                             | 1        | 1        | 2        | 7         | 3         | 2        | 1        | 3        | 5        | 2         | 3        | 2        | 1        | 2        | 1        | 3        |            |  |  |  |  |  |  |
| LEVEL 0                                     |          | 1        | 4        | 6         | 2         | 1        | 2        | 2        | 3        | 1         | 3        | 1        |          |          |          | 26       |            |  |  |  |  |  |  |
| LEVEL 1                                     | 3        | 1        | 2        | 1         | 5         | 3        | 1        | 1        | 1        | 7         | 3        | 2        | 2        | 1        | 3        | 2        |            |  |  |  |  |  |  |
| <b>Totals</b>                               | <b>4</b> | <b>2</b> | <b>5</b> | <b>12</b> | <b>14</b> | <b>7</b> | <b>3</b> | <b>6</b> | <b>8</b> | <b>12</b> | <b>7</b> | <b>7</b> | <b>4</b> | <b>3</b> | <b>4</b> | <b>5</b> | <b>103</b> |  |  |  |  |  |  |



Division Harris County Emerg Corps

# 911 STATISTICS REPORT FOR PERIOD 03-01-20 to 03-31-20

4/4/2020 5:21:10 PM Page 2 of 6

## DAILY RESPONSE TOTALS BY APPARATUS TYPE

|                  | 2020/03 | 1  | 2  | 3  | 4  | 5  | 6  | 7  | 8  | 9  | 10 | 11 | 12 | 13 | 14 | 15 | 16 | 17 | 18 | 19 | 20 | 21 | 22 | 23 | 24 | 25 | 26 | 27 | 28 | 29 | 30 | 31   | Total |
|------------------|---------|----|----|----|----|----|----|----|----|----|----|----|----|----|----|----|----|----|----|----|----|----|----|----|----|----|----|----|----|----|----|------|-------|
| District         | 9       | 4  | 3  | 3  | 9  | 11 | 8  | 5  | 5  | 11 | 5  | 3  | 10 | 12 | 7  | 8  | 7  | 13 | 5  | 7  | 4  | 14 | 8  | 4  | 4  | 5  | 2  | 7  | 4  | 3  | 5  | 6    | 207   |
| Medic            | 77      | 54 | 61 | 56 | 64 | 60 | 47 | 50 | 51 | 61 | 53 | 51 | 45 | 54 | 61 | 49 | 59 | 51 | 50 | 54 | 40 | 62 | 46 | 48 | 55 | 56 | 56 | 46 | 50 | 42 | 37 | 1646 |       |
| Medical Director |         |    |    | 1  |    |    |    | 1  |    |    |    |    |    |    |    |    |    |    |    |    |    |    | 1  |    |    |    |    |    |    |    |    | 4    |       |
| Supervisor       |         |    |    |    |    |    |    |    |    | 1  |    |    |    |    |    |    |    |    |    |    |    |    |    |    |    |    |    |    |    |    |    | 3    |       |
| Totals           | 86      | 58 | 65 | 59 | 74 | 71 | 55 | 56 | 57 | 73 | 58 | 54 | 55 | 66 | 68 | 57 | 66 | 64 | 55 | 61 | 44 | 76 | 55 | 52 | 61 | 58 | 63 | 50 | 53 | 47 | 43 | 1860 |       |

\* All units assigned to a response that went enroute

## DAILY RESPONSE TOTALS BY UNIT

|        | 2020/03 | 1  | 2  | 3  | 4  | 5  | 6  | 7  | 8  | 9  | 10 | 11 | 12 | 13 | 14 | 15 | 16 | 17 | 18 | 19 | 20 | 21 | 22 | 23 | 24 | 25 | 26 | 27 | 28 | 29 | 30 | 31   | Total |
|--------|---------|----|----|----|----|----|----|----|----|----|----|----|----|----|----|----|----|----|----|----|----|----|----|----|----|----|----|----|----|----|----|------|-------|
| 9801   |         |    |    |    |    |    |    |    |    |    |    |    |    |    |    |    |    |    |    |    |    |    |    |    |    |    |    |    |    |    |    |      | 1     |
| CHP1   |         |    |    |    |    |    |    |    |    |    |    |    |    |    |    |    |    |    |    |    |    |    |    |    |    |    |    |    |    |    |    |      | 2     |
| D90    | 5       | 1  | 1  | 2  | 4  | 2  | 3  | 3  | 2  | 2  | 3  | 1  | 2  | 5  | 4  | 4  |    | 6  |    | 2  | 3  | 4  | 2  | 2  | 2  | 1  | 1  | 5  | 2  | 1  | 3  | 2    | 78    |
| D901   | 3       | 2  | 1  | 1  | 3  | 4  | 3  | 1  | 1  | 2  | 1  | 2  | 3  | 1  | 3  |    | 7  | 6  | 4  | 3  | 1  | 5  | 4  | 1  | 4  | 1  | 1  | 1  | 1  | 2  | 4  | 76   |       |
| HCMD1  |         |    |    |    |    | 1  |    |    | 1  |    |    |    |    |    |    |    |    |    |    |    |    |    |    |    |    |    |    |    |    |    |    |      | 3     |
| M91    | 14      | 7  | 8  | 6  | 10 | 6  | 9  | 8  | 9  | 8  | 9  | 6  | 6  | 7  | 8  | 9  | 8  | 4  | 5  | 6  | 3  | 10 | 8  | 6  | 6  | 8  | 6  | 9  | 5  | 7  | 8  | 5    | 228   |
| M910   | 6       | 6  | 7  | 6  | 4  | 3  | 3  | 4  |    | 5  | 3  | 6  | 3  | 5  | 6  | 4  | 4  | 3  | 5  | 5  | 2  | 5  | 3  | 4  | 5  | 4  | 6  | 2  | 5  |    | 3  | 127  |       |
| M92    | 11      | 7  | 10 | 5  | 9  | 9  | 5  | 8  | 11 | 10 | 10 | 10 | 9  | 10 | 11 | 7  | 9  | 6  | 7  | 6  | 8  | 10 | 5  | 7  | 11 | 7  | 4  | 5  | 8  | 5  | 5  | 250  |       |
| M93    | 8       | 7  | 8  | 8  | 5  | 6  | 8  | 6  | 6  | 8  | 7  | 7  | 6  | 8  | 7  | 3  | 11 | 6  | 6  | 8  | 7  | 9  | 2  | 7  | 7  | 6  | 7  | 8  | 8  | 5  | 5  | 210  |       |
| M930   | 2       |    |    |    |    |    |    |    |    |    |    |    |    |    |    |    |    |    |    |    |    |    |    |    |    |    |    |    |    |    |    | 22   |       |
| M94    | 7       | 5  | 7  | 8  | 7  | 6  | 4  | 6  | 6  | 8  | 6  | 6  | 5  | 6  | 7  | 6  | 8  | 5  | 6  | 7  | 7  | 7  | 7  | 7  | 6  | 5  | 6  | 7  | 6  | 7  | 4  | 194  |       |
| M940   | 7       | 5  | 5  | 11 | 8  | 5  | 3  | 6  | 6  | 8  | 4  | 6  | 5  | 7  | 8  | 5  | 9  | 8  | 7  | 9  | 5  | 8  | 6  | 7  | 4  | 6  | 9  | 7  | 4  | 3  | 4  | 195  |       |
| M95    | 11      | 8  | 6  | 7  | 5  | 4  | 3  | 6  | 8  | 9  | 6  | 6  | 5  | 4  | 8  | 7  | 5  | 7  | 8  | 7  | 3  | 7  | 7  | 7  | 9  | 10 | 4  | 6  | 3  | 5  | 4  | 193  |       |
| M96    | 6       | 8  | 8  | 7  | 7  | 8  | 8  | 7  | 6  | 5  | 6  | 6  | 4  | 5  | 10 | 6  | 5  | 7  | 10 | 6  | 5  | 7  | 11 | 2  | 3  | 8  | 7  | 3  | 10 | 8  | 7  | 206  |       |
| M990   | 5       |    |    |    |    |    |    |    |    |    |    |    |    |    |    |    |    |    |    |    |    |    |    |    |    |    |    |    |    |    |    | 4    |       |
| Totals | 85      | 56 | 61 | 61 | 71 | 67 | 52 | 55 | 56 | 65 | 55 | 54 | 50 | 62 | 67 | 56 | 66 | 64 | 53 | 59 | 44 | 74 | 52 | 50 | 60 | 59 | 64 | 49 | 50 | 48 | 42 | 1807 |       |

\* All units assigned to a response that went enroute



### Harris County Emerg Corps

# 911 STATISTICS REPORT FOR PERIOD 03-01-20 to 03-31-20

| AVERAGE RESPONSE TIME BY UNIT |       |       |       |       |       |       |       |       |       |       |       |       |       |       |       |       |       |       |       |       |       |       |       |       |       |       |       |       |       |       |       |         |  |       |
|-------------------------------|-------|-------|-------|-------|-------|-------|-------|-------|-------|-------|-------|-------|-------|-------|-------|-------|-------|-------|-------|-------|-------|-------|-------|-------|-------|-------|-------|-------|-------|-------|-------|---------|--|-------|
| 2020/03                       | 1     | 2     | 3     | 4     | 5     | 6     | 7     | 8     | 9     | 10    | 11    | 12    | 13    | 14    | 15    | 16    | 17    | 18    | 19    | 20    | 21    | 22    | 23    | 24    | 25    | 26    | 27    | 28    | 29    | 30    | 31    | Average |  |       |
| D90                           | 05:19 | 07:27 | 11:29 | 12:43 | 07:06 | 11:50 | 03:05 | 06:55 | 08:40 | 12:54 | 10:18 | 10:05 | 11:25 | 10:33 | 13:45 | 04:02 | 16:46 | 07:51 | 04:11 | 05:06 | 09:38 | 11:06 | 13:55 | 10:08 | 08:14 | 02:59 | 10:25 | 19:55 | 04:19 | 09:19 |       |         |  |       |
| D901                          | 06:06 | 10:09 | 07:34 | 13:18 | 06:24 | 09:49 | 04:04 | 00:51 | 14:20 | 08:39 | 27:43 | 13:50 | 08:25 | 08:50 | 09:19 | 09:12 | 08:50 | 06:38 | 07:21 | 00:15 | 05:58 | 11:28 | 04:10 | 13:11 | 06:43 | 10:50 | 14:38 | 05:58 | 03:56 | 04:01 | 08:20 |         |  |       |
| M91                           | 08:05 | 08:39 | 09:21 | 10:58 | 08:32 | 07:53 | 08:59 | 17:03 | 09:03 | 08:55 | 07:38 | 05:12 | 08:54 | 10:24 | 07:39 | 08:47 | 06:53 | 08:39 | 06:42 | 08:28 | 11:14 | 09:29 | 07:31 | 08:32 | 09:15 | 07:20 | 09:20 | 07:49 | 06:37 | 06:40 | 04:13 | 08:32   |  |       |
| M910                          | 10:54 | 09:31 | 07:49 | 07:48 | 10:15 | 08:24 | 07:59 | 13:42 | 08:49 | 09:31 | 09:55 | 10:00 | 08:19 | 09:16 | 08:18 | 09:19 | 08:01 | 08:55 | 08:52 | 08:12 | 08:18 | 05:56 | 10:21 | 06:11 | 09:28 | 09:01 | 06:01 | 07:32 | 07:43 | 08:29 | 08:29 |         |  |       |
| M92                           | 09:55 | 10:19 | 11:04 | 11:58 | 09:33 | 08:09 | 07:58 | 09:46 | 09:00 | 05:52 | 08:47 | 09:35 | 06:45 | 06:37 | 05:58 | 08:26 | 08:12 | 11:23 | 06:28 | 06:25 | 06:31 | 07:13 | 08:03 | 06:16 | 08:46 | 05:54 | 07:39 | 06:48 | 05:44 | 06:30 | 09:29 | 08:02   |  |       |
| M93                           | 06:58 | 09:49 | 10:41 | 06:36 | 07:22 | 07:03 | 07:17 | 06:57 | 09:27 | 08:45 | 08:18 | 06:30 | 06:13 | 05:21 | 06:16 | 09:51 | 08:39 | 07:15 | 10:04 | 05:56 | 06:57 | 07:20 | 08:41 | 06:59 | 08:25 | 08:43 | 08:34 | 07:53 | 04:12 | 04:55 | 10:49 | 07:31   |  |       |
| M930                          | 10:04 |       |       |       |       |       |       |       |       |       |       |       |       |       |       |       |       |       |       |       |       |       |       |       |       |       |       |       |       |       |       |         |  | 07:31 |
| M94                           | 07:51 | 09:53 | 07:11 | 08:12 | 08:56 | 05:23 | 06:34 | 08:03 | 09:24 | 10:23 | 06:52 | 08:09 | 08:08 | 07:25 | 06:46 | 08:31 | 06:47 | 07:10 | 07:02 | 07:42 | 06:18 | 06:58 | 05:12 | 09:34 | 07:05 | 09:05 | 06:23 | 07:09 | 05:30 | 07:51 | 06:22 | 07:34   |  |       |
| M940                          | 08:30 | 08:38 | 07:28 | 08:06 | 07:49 | 08:58 | 08:58 | 06:51 | 10:07 | 08:37 | 06:11 | 10:01 | 10:04 | 06:50 | 04:45 | 05:20 | 07:21 | 07:45 | 08:01 | 07:36 | 07:07 | 08:31 | 05:46 | 13:45 | 07:48 | 05:54 | 07:04 | 06:18 | 06:02 | 07:34 | 09:16 | 07:43   |  |       |
| M95                           | 08:13 | 05:48 | 09:28 | 11:08 | 08:02 | 07:10 | 05:28 | 08:14 | 09:02 | 08:34 | 09:58 | 08:13 | 07:11 | 09:13 | 09:58 | 08:57 | 07:03 | 07:32 | 05:43 | 07:41 | 10:02 | 08:57 | 07:34 | 09:25 | 06:29 | 09:27 | 06:54 | 08:17 | 12:02 | 07:44 | 08:12 | 08:14   |  |       |
| M96                           | 07:41 | 10:43 | 06:38 | 05:32 | 08:41 | 10:43 | 07:45 | 11:12 | 08:21 | 09:17 | 07:20 | 10:19 | 10:34 | 08:08 | 08:36 | 07:48 | 07:08 | 08:22 | 08:15 | 06:48 | 08:41 | 10:10 | 07:48 | 06:17 | 08:11 | 06:42 | 07:12 | 07:54 | 07:14 | 07:03 | 07:10 | 08:18   |  |       |
| M990                          | 10:35 |       |       |       |       |       |       |       |       |       |       |       |       |       |       |       |       |       |       |       |       |       |       |       |       |       |       |       |       |       |       |         |  | 09:57 |
|                               |       |       |       |       |       |       |       |       |       |       |       |       |       |       |       |       |       |       |       |       |       |       |       |       |       |       |       |       |       |       |       |         |  | 09:41 |

\* All units assigned to a response that went enroute in district, NO mutual aid responses

| DAILY REFUSAL TOTALS BY UNIT |    |    |    |    |    |    |    |    |    |    |    |    |    |    |    |    |    |    |    |    |    |    |    |    |    |    |    |    |    |    |    |       |    |   |  |
|------------------------------|----|----|----|----|----|----|----|----|----|----|----|----|----|----|----|----|----|----|----|----|----|----|----|----|----|----|----|----|----|----|----|-------|----|---|--|
| 2020/03                      | 01 | 02 | 03 | 04 | 05 | 06 | 07 | 08 | 09 | 10 | 11 | 12 | 13 | 14 | 15 | 16 | 17 | 18 | 19 | 20 | 21 | 22 | 23 | 24 | 25 | 26 | 27 | 28 | 29 | 30 | 31 | Total |    |   |  |
| D901                         |    |    |    |    |    |    |    |    |    |    |    |    |    |    |    |    |    |    |    |    |    |    |    |    |    |    |    |    |    |    |    |       |    | 5 |  |
| L8                           |    |    |    |    |    |    |    |    |    |    |    |    |    |    |    |    |    |    |    |    |    |    |    |    |    |    |    |    |    |    |    |       |    | 1 |  |
| M91                          | 4  | 3  | 1  | 1  | 2  | 1  | 3  | 1  |    | 1  | 6  |    |    | 2  |    | 2  |    | 2  |    | 2  |    | 2  | 3  | 2  | 1  | 1  | 4  | 3  | 1  | 2  | 48 |       |    |   |  |
| M910                         | 1  | 2  | 3  | 5  | 1  |    |    |    |    | 3  | 2  | 2  |    | 2  | 1  | 2  |    | 1  | 2  | 1  | 1  | 2  | 3  | 1  |    | 1  |    | 1  |    |    |    | 35    |    |   |  |
| M92                          | 1  | 1  | 2  | 1  | 1  | 1  | 1  | 2  | 2  | 1  | 5  | 2  | 1  | 2  | 4  | 2  | 2  | 2  | 3  | 1  | 4  | 3  |    | 2  | 6  | 1  | 3  |    |    |    |    | 53    |    |   |  |
| M93                          | 2  | 2  |    |    | 2  | 3  | 1  |    | 1  | 1  | 2  | 1  | 7  | 1  | 2  | 2  | 2  | 3  | 3  | 2  | 3  | 3  |    | 3  | 1  | 2  | 1  | 3  | 4  | 2  | 53 |       |    |   |  |
| M930                         | 1  |    |    |    |    |    |    |    |    |    |    |    |    |    |    |    |    |    |    |    |    |    |    |    |    |    |    |    |    |    |    |       | 4  |   |  |
| M94                          | 1  | 1  | 1  |    |    | 2  |    | 2  |    | 3  | 2  | 2  | 2  | 7  | 3  | 2  | 2  |    | 1  | 3  |    | 7  | 3  | 1  |    | 1  | 1  | 1  |    |    |    |       | 4  |   |  |
| M940                         | 3  | 2  | 3  | 2  | 3  | 2  | 1  |    | 2  | 1  | 3  |    | 4  | 1  | 5  | 1  | 2  | 2  | 1  | 3  |    | 1  | 1  | 1  |    | 1  | 6  | 2  | 1  | 3  |    |       | 59 |   |  |
| M95                          | 4  | 2  | 3  | 1  | 3  | 1  | 2  | 1  | 2  | 1  | 2  | 3  | 1  | 4  | 2  | 1  | 2  | 4  | 5  | 1  | 1  | 2  | 5  | 1  | 2  | 5  | 1  | 3  | 2  |    |    |       | 56 |   |  |
| M96                          | 2  | 2  | 1  | 1  | 2  | 5  | 2  |    | 2  | 2  | 1  | 3  | 3  | 2  | 1  | 2  | 1  | 2  | 1  | 1  | 2  | 1  | 1  | 3  | 3  | 3  | 3  | 2  | 1  | 1  | 49 |       |    |   |  |
| M97                          |    |    |    |    |    |    |    |    |    |    | 2  |    |    | 1  |    | 2  |    | 1  |    |    |    | 5  |    | 1  |    | 1  |    |    |    |    |    |       | 7  |   |  |
| M990                         | 2  |    |    |    |    |    | 1  | 1  |    |    |    |    |    |    |    |    |    |    |    |    |    |    |    |    |    |    |    |    |    |    |    |       |    | 4 |  |
| NWMM1                        |    |    |    |    |    |    |    |    |    |    |    |    |    |    |    |    |    |    |    |    |    |    |    |    |    |    |    |    |    |    |    |       |    | 1 |  |
| Totals                       | 21 | 14 | 7  | 15 | 11 | 18 | 15 | 10 | 4  | 17 | 18 | 10 | 16 | 23 | 17 | 12 | 14 | 10 | 13 | 20 | 9  | 23 | 11 | 13 | 16 | 15 | 17 | 16 | 10 | 10 | 7  | 432   |    |   |  |



Division Harris County Emerg Corps

# 911 STATISTICS REPORT FOR PERIOD 03-01-20 to 03-31-20

4/4/2020 5:21:10 PM Page 4 of 6

## TRANSPORTS BY UNIT

|              | 01        | 02        | 03        | 04        | 05        | 06        | 07        | 08        | 09        | 10        | 11        | 12        | 13        | 14        | 15        | 16        | 17        | 18        | 19        | 20        | 21        | 22        | 23        | 24        | 25        | 26        | 27        | 28        | 29        | 30        | 31        | Total       |
|--------------|-----------|-----------|-----------|-----------|-----------|-----------|-----------|-----------|-----------|-----------|-----------|-----------|-----------|-----------|-----------|-----------|-----------|-----------|-----------|-----------|-----------|-----------|-----------|-----------|-----------|-----------|-----------|-----------|-----------|-----------|-----------|-------------|
| M91          | 10        | 9         | 7         | 6         | 5         | 8         | 6         | 6         | 9         | 12        | 5         | 5         | 6         | 6         | 8         | 6         | 6         | 4         | 4         | 5         | 3         | 7         | 4         | 3         | 6         | 6         | 4         | 2         | 6         | 5         | 3         | 182         |
| M910         | 6         | 5         | 4         | 1         | 3         | 3         | 3         | 2         | 4         | 4         | 3         | 3         | 3         | 3         | 4         | 2         | 4         | 2         | 3         | 4         | 1         | 4         | 3         | 2         | 3         | 8         | 4         | 2         | 4         | 2         | 4         | 95          |
| M92          | 10        | 7         | 12        | 4         | 8         | 6         | 4         | 6         | 7         | 4         | 8         | 6         | 10        | 8         | 14        | 10        | 5         | 6         | 5         | 3         | 4         | 14        | 6         | 5         | 3         | 4         | 7         | 2         | 5         | 15        | 4         | 212         |
| M93          | 5         | 4         | 7         | 8         | 3         | 8         | 4         | 6         | 6         | 8         | 5         | 5         | 4         | 9         | 5         | 3         | 9         | 8         | 4         | 6         | 5         | 5         | 2         | 3         | 4         | 3         | 6         | 4         | 5         | 6         | 2         | 162         |
| M930         | 1         |           |           |           | 5         | 7         | 1         |           |           |           |           |           |           |           |           |           |           |           |           |           |           |           |           |           |           |           |           |           |           |           |           | 18          |
| M94          | 5         | 4         | 5         | 8         | 5         | 5         | 4         | 4         | 6         | 9         | 4         | 4         | 3         | 3         | 8         | 5         | 5         | 4         | 3         | 3         | 8         | 10        | 5         | 4         | 4         | 4         | 6         | 3         | 5         | 9         | 1         | 156         |
| M940         | 6         | 3         | 5         | 12        | 6         | 3         | 1         | 5         | 7         | 7         | 3         | 3         | 5         | 3         | 8         | 4         | 7         | 5         | 5         | 6         | 3         | 15        | 7         | 5         | 2         | 6         | 3         | 6         | 2         | 2         | 4         | 159         |
| M95          | 10        | 10        | 6         | 5         | 3         | 2         | 2         | 4         | 7         | 14        | 4         | 6         | 3         | 4         | 6         | 5         | 4         | 5         | 4         | 5         | 2         | 5         | 7         | 6         | 5         | 3         | 4         | 4         | 3         | 6         | 4         | 158         |
| M96          | 5         | 5         | 7         | 5         | 5         | 8         | 5         | 9         | 5         | 4         | 8         | 4         | 2         | 12        | 5         | 3         | 4         | 12        | 4         | 3         | 6         | 8         | 2         | 2         | 3         | 5         | 3         | 8         | 8         | 7         | 6         | 173         |
| M990         | 4         |           |           |           | 3         | 4         | 1         |           |           |           |           |           |           |           |           |           |           |           |           |           |           |           |           |           |           | 4         |           |           |           |           |           | 16          |
| <b>Total</b> | <b>62</b> | <b>47</b> | <b>53</b> | <b>49</b> | <b>46</b> | <b>54</b> | <b>31</b> | <b>42</b> | <b>47</b> | <b>62</b> | <b>40</b> | <b>36</b> | <b>35</b> | <b>48</b> | <b>58</b> | <b>38</b> | <b>44</b> | <b>46</b> | <b>32</b> | <b>35</b> | <b>32</b> | <b>68</b> | <b>36</b> | <b>30</b> | <b>30</b> | <b>45</b> | <b>39</b> | <b>31</b> | <b>38</b> | <b>50</b> | <b>26</b> | <b>1331</b> |

## NATURE SUMMARY BY UNIT

| Response Description | Total |
|----------------------|-------|
| Totals               |       |

## TRANSPORT DESTINATION SUMMARY BY UNIT

| Transported To | Total |
|----------------|-------|
| Totals         |       |



**Division Harris County Emerg Corps**

**911 STATISTICS REPORT FOR PERIOD 03-01-20 to 03-31-20**

4/4/2020 5:21:10 PM Page 5 of 6

| Disposition                    | DISPOSITION SUMMARY BY UNIT |      |     |     |      |     |      |     |     |      |       | Total |
|--------------------------------|-----------------------------|------|-----|-----|------|-----|------|-----|-----|------|-------|-------|
|                                | M81                         | M810 | M82 | M83 | M830 | M84 | M840 | M85 | M86 | M890 | Total |       |
| Accidental Activation          |                             |      |     |     |      | 2   |      |     | 1   |      | 4     |       |
| Call Cancelled                 |                             | 4    | 1   |     |      | 3   | 6    | 4   | 1   |      | 19    |       |
| Call Cancelled,Disregard by AI |                             |      |     | 1   |      |     |      |     |     |      | 1     |       |
| Call Complete                  | 183                         | 94   | 207 | 155 | 18   | 145 | 151  | 160 | 177 | 21   | 1311  |       |
| Call Out of Territory          |                             |      | 1   |     |      | 1   | 1    | 1   |     |      | 4     |       |
| Call Out of Territory,Call Ref |                             | 1    |     |     |      |     |      |     |     |      | 1     |       |
| Call Reassigned                | 1                           | 2    |     |     |      |     |      |     |     |      | 3     |       |
| Call Referred                  | 2                           | 3    | 15  | 12  | 1    | 4   | 4    | 3   |     | 1    | 45    |       |
| Call Referred,Disregard        |                             |      |     | 2   |      | 1   |      |     |     |      | 3     |       |
| Call Unfounded                 | 3                           | 2    | 1   |     |      | 3   | 5    | 4   | 1   |      | 19    |       |
| Clear Hospital                 | 4                           |      |     |     |      |     |      |     |     |      | 4     |       |
| Death on Scene                 | 4                           |      | 5   | 5   |      | 2   | 8    | 3   |     |      | 27    |       |
| Disregard                      | 5                           | 11   | 19  | 13  | 14   | 21  | 11   | 14  | 2   |      | 108   |       |
| Disregard by Alarm Co          |                             |      |     | 1   |      |     |      |     |     |      | 3     |       |
| Disregard,Mutual Aid Handled   |                             |      | 1   |     |      |     |      |     |     |      | 1     |       |
| Disregard,PR Rounds            |                             |      |     |     | 1    |     |      |     |     |      | 1     |       |
| Fire - Call Complete           | 2                           | 2    | 2   | 12  |      |     | 2    | 1   | 7   | 1    | 29    |       |
| Fire - Fire Extinguished       |                             |      |     |     |      | 1   |      |     |     |      | 2     |       |
| Fire - First Responder only    | 1                           |      |     | 1   |      |     | 1    |     |     |      | 2     |       |
| Fire - Investigated No Hazard  |                             |      |     | 1   |      |     |      |     |     |      | 1     |       |
| Fire - Settled at Scene        |                             |      |     |     |      |     |      |     |     |      | 1     |       |
| No Medical                     |                             |      | 1   |     |      |     |      |     |     |      | 1     |       |
| No Patient Contact             | 12                          | 4    | 6   | 3   | 1    | 6   | 2    | 5   | 4   | 1    | 44    |       |
| Patient Gone on Arrival        | 1                           | 1    |     |     |      | 1   | 1    | 1   |     |      | 5     |       |
| Public Assist Only             | 1                           | 2    | 3   | 2   | 1    | 4   |      | 2   | 1   |      | 16    |       |
| Refusal AMA                    | 1                           | 2    | 2   |     |      | 3   | 1    |     |     |      | 7     |       |
| Refusal Parental               | 48                          | 31   | 46  | 41  | 4    | 41  | 46   | 49  | 39  | 3    | 348   |       |
| Totals                         | 1                           | 2    | 6   | 3   | 4    | 4   | 7    | 5   | 5   | 28   | 33    |       |
| Totals                         | 269                         | 158  | 318 | 252 | 26   | 234 | 256  | 247 | 254 | 28   | 2042  |       |

| Disposition | NO TRANSPORT DISPOSITION SUMMARY BY UNIT |      |     |     |      |     |      |     |     |      |       |
|-------------|------------------------------------------|------|-----|-----|------|-----|------|-----|-----|------|-------|
|             | M81                                      | M810 | M82 | M83 | M830 | M84 | M840 | M85 | M86 | M890 | Total |
| Totals      | 269                                      | 158  | 318 | 252 | 26   | 234 | 256  | 247 | 254 | 28   | 2042  |



**Division Harris County Emerg Corps**

**911 STATISTICS REPORT FOR PERIOD 03-01-20 to 03-31-20**

**MUTUAL AID PROVIDED BY YOUR DISTRICT**

| Incident ID | Date       | Time     | Unit | Problem                       | Provided To          | Map       | Call Disposition      |
|-------------|------------|----------|------|-------------------------------|----------------------|-----------|-----------------------|
| 20-03-09189 | 03/01/2020 | 14:51:24 | M910 | MEDICAL CALL                  | CC-Cypress Creek EMS | 331T      | CALL REASSIGNED       |
| 20-03-09321 | 03/02/2020 | 11:22:25 | M95  | UNKNOWN PROBLEM               | CC-Cypress Creek EMS | 331U      | CALL COMPLETE         |
| 20-03-09611 | 03/04/2020 | 08:27:53 | M94  | MEDICAL CALL                  | HC-Agency Unknown    | 256N      | CALL COMPLETE         |
| 20-03-09689 | 03/04/2020 | 17:52:25 | M95  | 1C4 MEDICAL CALL              | CC-Cypress Creek EMS | 332L      | CALL COMPLETE         |
| 20-03-09697 | 03/04/2020 | 18:35:26 | M940 | RESPIRATORY                   | HC-Agency Unknown    | 335V      | CALL COMPLETE         |
| 20-03-09836 | 03/05/2020 | 16:45:01 | M95  | UNKNOWN PROBLEM               | CC-Cypress Creek EMS | 332K      | REFUSAL AMA           |
| 20-03-10205 | 03/07/2020 | 19:38:39 | M95  | 26C01 MEDICAL CALL            | CC-Cypress Creek EMS | 293U      | CALL COMPLETE         |
| 20-03-10896 | 03/12/2020 | 10:09:13 | M95  | MOTOR VEHICLE ACCIDENT        | CC-Cypress Creek EMS | 292Z      | CALL COMPLETE         |
| 20-03-10937 | 03/12/2020 | 15:18:21 | M95  | MOTOR VEHICLE ACCIDENT        | CC-Cypress Creek EMS | 332K      | CALL COMPLETE         |
| 20-03-10982 | 03/12/2020 | 20:59:54 | M93  | UNCONSCIOUS PARTY             | CC-Cypress Creek EMS | 371G      | CALL COMPLETE         |
| 20-03-11102 | 03/13/2020 | 17:37:34 | M91  | 30A2 INJURED PARTY            | CC-Cypress Creek EMS | 292T      | CALL COMPLETE         |
| 20-03-11219 | 03/14/2020 | 14:55:59 | M95  | MEDICAL CALL                  | CC-Cypress Creek EMS | 334A      | CALL COMPLETE         |
| 20-03-11466 | 03/16/2020 | 09:35:14 | M95  | 6D04 RESPIRATORY              | CC-Cypress Creek EMS | 333J      | CALL COMPLETE         |
| 20-03-11492 | 03/16/2020 | 11:13:32 | M910 | 17A01G INJ. PARTY FROM A FALL | CC-Cypress Creek EMS | 333A      | REFUSAL AMA           |
| 20-03-11864 | 03/18/2020 | 12:09:57 | M95  | FULL ARREST                   | CC-Cypress Creek EMS | 331V      | DEATH ON SCENE        |
| 20-03-12125 | 03/20/2020 | 00:49:33 | M95  | MEDICAL CALL                  | CC-Cypress Creek EMS | 333G      | CALL COMPLETE         |
| 20-03-12185 | 03/20/2020 | 13:46:03 | M95  | 4B01A ASSAULT                 | CC-Cypress Creek EMS | 333K      | DISREGARD             |
| 20-03-12652 | 03/23/2020 | 02:36:12 | M95  | 25B03 PSYCHIATRIC             | CC-Cypress Creek EMS | NOT FOUND | CALL OUT OF TERRITORY |
| 20-03-13172 | 03/25/2020 | 18:02:14 | M95  | RESPIRATORY                   | HC-Agency Unknown    | 334E      | REFUSAL AMA           |
| 20-03-13574 | 03/27/2020 | 19:02:35 | M94  | ASSAULT                       | HC-Agency Unknown    | NOT FOUND | CALL REFERRED         |
| 20-03-13598 | 03/27/2020 | 20:39:25 | M95  | 6D02A RESPIRATORY             | HC-Agency Unknown    | 372D      | CALL COMPLETE         |

**Total Mutual Aid Responses Provided By Your District: 21**

**MUTUAL AID PROVIDED TO YOUR DISTRICT**

\*\* None Received \*\*