



Harris County Emergency Services District 1
2800 Aldine Bender Road
Houston, Texas 77032

**REGULAR BOARD MEETING
March 31, 2020
ROLL CALL OF COMMISSIONERS**

APPROVED
Document approved by Harris County ESD-1
Board of Commissioners
By a Majority Vote
on 3-31-20 (Date)
[Signature]
President of ESD-1 Secretary of ESD-1

- CATHY SUNDAY, PRESIDENT
- SHIRLEY REED, VICE PRESIDENT 0938
- FRED SCIBUOLA, TREASURER
- VIRGINIA BAZAN, SECRETARY
- PETE SERNA, ASSISTANT TREASURER
- CARYN PAPANTONAKIS, LEGAL COUNSEL TO BOARD

~~~~~

- JEREMY HYDE, HCEC PRESIDENT
- HEATH WHITE, HCEC VP OF OPERATIONS
- KEIR VERNON, HCEC VP OF ADMINISTRATION
- MARK SMITH, HCEC GENERAL COUNSEL



**Harris County Emergency Services District 1**  
2800 Aldine Bender Road  
Houston, Texas 77032

**REGULAR BOARD OF COMMISSIONERS MEETING**  
**March 31, 2020**  
**SIGN-IN SHEET**

Michael Medwedeff - AGCM

Regina Adams - RBAP



HARRIS COUNTY EMERGENCY SERVICES DISTRICT #1

BOARD OF COMMISSIONERS
REGULAR MEETING

Meeting Date: Tuesday, March 31, 2020 Location: VIA TELECONFERENCE
Meeting Time: 9:00 a.m. 281-612-4887
Posting Date: Wednesday, March 25, 2020

AGENDA

- 1. Call to order
2. Moment of Silence and Pledge of Allegiance
3. Roll Call of Commissioners
4. Adoption of agenda
5. Open Forum\*
6. Open Comments from the Board of Commissioners
7. Review and possibly approve all Meeting Minutes
8. Report from Education for EMS Commissioners Working Group
9. Possible action on the Education for EMS Commissioners Working Group's report
10. Report from Building Committee
11. Possible action on Building Committee report
12. Discuss and possibly approve the Morton Accounting Services' monthly report and authorize payment of bills
13. Possible action on The Morton Accounting Services' monthly report
14. Discuss and possibly approve refinancing construction loan
15. Harris County Emergency Corps Report (JH)
16. Possible action on Harris County Emergency Corps Report
17. Adjourn to closed session
a. Meeting closed for the purposes to deliberate the appointment, employment, evaluation, reassignment, duties, discipline, or dismissal of a public employee, up to and including Commissioners, Executive Director, Director(s) and potential appointees to the Board of Commissioners - Tex. Gov't Code § 551.074(a) (1).
b. Confer with attorney re: pending or threatened litigation - Tex. Gov't Code § 551.071(1) (A).
c. Receive advice from attorney regarding legal issues - Tex. Gov't Code § 551.071(2).
d. Discussion regarding the purchase, exchange, lease, or value of real property - Tex. Gov't Code § 551.072.
18. Possible action on closed session
19. Announce next Board meeting
20. Adjourn

APPROVED
Document approved by Harris County ESD-1
Board of Commissioners
By a Majority Vote
on 3-31-20 (Date)
President of ESD-1 Secretary of ESD-1

HARRIS COUNTY EMERGENCY SERVICES
DISTRICT #1

Caryn Papantonakis
Attorney for the District



\*Persons wishing to speak before the board may speak one time only and will be limited to 5 minutes per speaker



**APPROVED**  
Document approved by Harris County ESD-1  
Board of Commissioners  
By a Majority Vote  
on 3-31-20 (Date)

Harris County Emergency Services District 1  
2800 Aldine Bender Road  
Houston, Texas 77032  
Page 1 of 4

**HARRIS COUNTY EMERGENCY SERVICES DISTRICT #1**  
**BOARD OF COMMISSIONERS**  
**REGULAR MEETING**  
**MINUTES – February 25, 2020**

1. **Call to Order:** Cathy Sunday called the meeting to order at 9:02 am.
2. **Moment of Silence and Pledge of Allegiance:** Cathy Sunday called for a moment of silence and followed with the Pledge of Allegiance at 9:03 am.
3. **Roll Call of Commissioners:** Present at call to order were HCESD-1 Commissioners: President Cathy Sunday, Treasurer Fred Scibuola, Asst. Treasurer Pete Serna, and Melissa Morton with Morton Accounting Services along with Legal Counsel Caryn Papantonakis. Vice President Shirley Reed and Secretary Virginia Bazan were not present. Also present were Harris County Emergency Corps (HCEC) personnel: President Jeremy Hyde, VP of Operations Heath White, VP of Administration Keir Vernon, and Executive Administrative Asst. Michelle Sterling along with Legal Counsel Mark Smith. Guests present were Spencer Clark and Michael Medwedeff with AG/CM, Regina Adams with Radcliffe Bobbitt Adams Polley, and Ann Bearden with Morton Accounting Services.
4. **Adoption of Agenda:** Fred Scibuola made a motion to adopt the agenda as presented. Motion carried.
5. **Open Forum:** None.
6. **Open Comments from the Board of Commissioners:** Cathy Sunday said that everyone enjoyed the Safe-D Conference and it will be held in Fort Worth next year and Round Rock the following year. There are no dates available currently. Rooms will open on November 1<sup>st</sup>. Pete Serna mentioned turning in certificates so that the Board members that attended will receive credit.
7. **Review and possibly approve all Meeting Minutes:** Motion to approve regular Board of Commissioner Meeting minutes as presented was made by Fred Scibuola. Motion carried.
8. **Report from Education for EMS Commissioner Working Group:** Mrs. Sunday discussed the Summit and EMS on the Hill. Airfare estimates were between \$300 and \$500 per Mr. Hyde. With the hotel rooms costing approximately \$250 per night, it was decided that the Board did not feel that it would be worth attending the 1 day conference in March due to total cost.
9. **Possible action on the Education for EMS Commissioners Working Group's report:** None.
10. **Report from Building Committee:** Spencer Clark held a meeting with all project personnel yesterday to discuss pending items. Almost all of the punch list items are completed at Station 94 with the final punch being next week. They submitted documents to the Fire Marshall yesterday to get approval for move-in and the Certificate of Occupancy. Several punch items are left to be completed at Station 92. The weather has been better which will allow for the concrete to go down by next week and then they will be able to submit documents to the Fire Marshall for that location. Worst case scenario for move-in would be approximately late March. The Board was under the impression that there was a dry system over the communications center at Station 94, however, Mr. Clark confirmed it is a wet system. The wet system was in the original architecture plans that were approved by the Board. Mr. Clark will follow up on the back fence at 94 as well. Michael Medwedeff stated that the project progress for Station 97 includes underground drain, backfill for underground utilities, and underground electrical ductbank. On February 13<sup>th</sup> the grade beam and slab on grade pour was completed.

The proposed revisions will be presented to the Fire Marshall for the method of sprinkling for the bay. It was already approved by the reviewers. Mr. Medwedeff says that they are still on track to finish 3 weeks ahead of schedule. The projects costs, previously mentioned at past Board meeting, were presented to the Board included crediting back \$55,000 (Owner Change Order #01) to HCESD No 1. Mr. Medwedeff will make the correction to the credit as it was stated as HCEC on the document. Also included was the Allowance Expenditure #01 to deduct \$3255 from Owner Contingency for door hardware upgrades to meet TDI.

11. **Possible action on Building Committee report:** Fred Scibuola made a motion to approve the Allowance Expenditure #01 and the Owner Change Order #01. Motion carried.
12. **Approve The Morton Accounting Services' monthly report and authorize payment of bills:** At the beginning of January, the Harris County Emergency Services District No 1 (HCESD No 1) beginning operating fund balance was \$15,997,983. During the month, HCESD No 1 received \$6,871,975 in revenue – the majority of which came from the county tax receipts. HCESD No 1 processed \$2,052,868 in disbursements during the month. 80% of this balance is a payment to HCEC for the monthly invoices related to Contract Revenue (\$2,584,274) and to Frazer Bilt for Truck Mounting (\$67,600). The ending balance as of January 31, 2020 is \$20,816,991. The invoices pending board approval total \$1,416,230. The invoices include pay request 2 and 19 to Construction Masters. There will be a monthly website fee that will start coming directly to her. To note: there is not an invoice in the packet for \$2047.18 for reimbursement for Shirley Reed but is included in the bills due. As tax revenue comes in, Melissa moves excess funds into TX Class. Melissa receives an investment report quarterly and provides that to the Board during regular board meetings. Melissa stated that the audit will be starting in approximately 2 weeks. Motion to approve The Morton Accounting Services' monthly report and authorize payment of bills was made by Fred Scibuola. Motion carried.
13. **Possible action on The Morton Accounting Services' monthly report:** None.
14. **Discuss and possibly approve renewal of insurance policy:** Pete Serna would like to suggest an update of the budget. Mr. Serna stated that we currently have the best possible coverage at 38%. Mr. Hyde has done a great job of reducing deductibles. When the additional buildings are ready, the cost will increase significantly. The new amount on the budget should be approximately \$75,000. Mr. Hyde said the buildings are covered as far as the building values. The quote will be coming in a couple of weeks. Mrs. Sunday would like to meet with the Board members to do strategic planning. Motion to approve renewal of insurance policy and to pay the premium was made by Pete Serna. Motion carried.
15. **Discuss and possibly approve auction of surplus property:** Mr. Hyde said the items included in the surplus are high mileage vehicles and some miscellaneous kitchen equipment as well as a nonworking shredder and Stryker manual stretchers. Motion to approve auction of surplus property was made by Fred Scibuola. Motion carried.
16. **Harris County Emergency Corps Report:** HCEC report was given by Mr. Hyde as follows:
  - HCEC responded to 1661 911 calls this month, compared to 1653 in the previous month. Response time is 8:28.
  - HCEC held a clinical case review last week and it was well attended. These sessions cover challenging medical cases handled by HCEC.
  - We are in the process of streamlining our employee evaluations. We are making them more user friendly for all involved.
  - HCEC held the first of a new Baby Academy produced by Amy Corbett last week. 8 new mothers are enrolled.
  - Concrete was poured at the new Station 97 last week. Progress continues on schedule.
  - Trimester CE is happening next week which is a required quarterly training for HCEC employees.
  - Ambulance Failures: 10 (1 during response/patient care)
  - Fleet Accident: 1 (1603-minor)

In addition, a letter of appreciation was received about our Community Health Paramedic, Corey Naranjo, and was included for the Board to read. Heath White stated that the upcoming month will be extremely busy due to the Houston Rodeo. They are also in process to turn the last 12-hour truck into a 24-hour truck.

17. **Possible action on Harris County Emergency Corps Report:** None.
18. **Adjourn to closed session:** None.
19. **Possible action on closed session:** None.
20. **Announce next Board meeting:** The Regular Board of Commissioners meeting will be held on Tuesday, March 31, 2020 at 9:00 am.
21. **Adjourn:** Fred Scibuola made a motion to adjourn. Motion carried. Meeting adjourned at 9:56 am.

Supplemental Agenda  
Election Agenda

1. **Update on May 2, 2020 Commissioners Election (the “Election”) matters, and take any necessary actions on same:** Ms. Adams noted there were no new updates other than the status of receipt of applications for place on ballot.
2. **Adopt Order Declaring Unopposed Candidates Elected to Office and Canceling Election, as necessary:** Ms. Adams stated that the District has received no additional applications for place on ballot other than the incumbents and therefore the Election may be canceled due to no opposed candidates. Motion to adopt the Order Declaring Unopposed Candidates Elected to Office and Canceling Election was made by Fred Scibuola. Motion carried.
3. **Review and discuss locating polling places and obtaining election judges and clerks for May 2, 2020 Commissioners Election, as necessary:** Ms. Adams stated that this item was no longer necessary due to the cancellation of the Election.



**HOUSTON**  
3200 Wilcrest Drive  
Suite 100  
Houston, TX 77042  
Ofc 713/ 316-4506  
www.agcm.com

March 23, 2020

Harris County Emergency Corps  
Attn. Jeremy Hyde  
2800 Aldine Bender Rd.  
Houston, TX

Dear Jeremy:

SUBJECT: March 2020 Board Update

**Project Progress:**

March 10, 2020 – Fire Suppression Contractor submitted revised drawings to HCFMO for the fire suppression system on #97, approval came through, pending architectural revisions to drawings detailing (2) Hour Fire wall. **Resubmitted to HCFMO 3/24/20.**

March 11, 2020 – March 13, 2020 – Underground Civil and Fire Protection Line Installation & Inspection (passed).

March 16, 2020 – Structural Steel for Building released for fabrication and delivery. Estimated Delivery of 4/27.

April 6, 2020 – Target date for first round of site concrete and flatwork.

**Project Hurdles:**

Interior Finishes are critical to approval (schedule). Martinez Architects is currently working on a final finish board for Building Committee approval this week.

**Project Schedule:**

On track to finish Mid-October 2020.

**Project Costs:**

**Contractor Pay Application #03** - Pay Application #3 (February '20) for Construction Masters  
**Allowance Expenditure #02** – Deduct of \$250 from Owner Contingency to eliminate the blinds and switch to a double roller that has both a blackout and a solar shading fabric that will allow some light for the east windows in dining room.

Thank you,





Michael Medwedeff, CMIT  
Project Manager



# AIA Document G702™ - 1992

## Application and Certificate for Payment

# APPROVED

Medwedeff  
03.03.2020

**TO OWNER:** Harris County ESD # 1  
2800 Aldine Bender Rd.  
Houston, TX 77032

**PROJECT:** EMS Station 97  
15600 Woodland Hills Dr.  
Humble, TX 77346

**APPLICATION NO:** 003  
**PERIOD TO:** February 27, 2020

**FROM:** Construction Masters of Houston, Inc.  
CONTRACTOR: P. O. Box 1587  
Pearland, TX 77588

**VIA ARCHITECT:** Martinez Architects  
900 Rockmead, #250  
Houston, TX 77339

**Distribution to:**  
OWNER:   
ARCHITECT:   
CONTRACTOR:   
FIELD:   
OTHER:

### CONTRACTOR'S APPLICATION FOR PAYMENT

Application is made for payment, as shown below, in connection with the Contract. Continuation Sheet, AIA Document G703, is attached.

1. ORIGINAL CONTRACT SUM ..... \$1,819,000.00
2. NET CHANGE BY CHANGE ORDERS ..... -\$55,000.00
3. CONTRACT SUM TO DATE (Line 1 ± 2) ..... \$1,764,000.00
4. TOTAL COMPLETED & STORED TO DATE (Column G on G703) ..... \$197,483.00
5. RETAINAGE:
  - a. 5.00 % of Completed Work (Column D + E on G703) ..... \$9,874.15
  - b. 5.00 % of Stored Material (Column F on G703) ..... \$0.00
 Total Retainage (Lines 5a + 5b or Total in Column I of G703) ..... \$9,874.15
6. TOTAL EARNED LESS RETAINAGE ..... \$187,608.85  
(Line 4 Less Line 5 Total)
7. LESS PREVIOUS CERTIFICATES FOR PAYMENT ..... \$100,831.10  
(Line 6 from prior Certificate)
8. CURRENT PAYMENT DUE ..... \$86,777.75
9. BALANCE TO FINISH, INCLUDING RETAINAGE ..... \$1,576,391.15  
(Line 3 less Line 6)

| CHANGE ORDER SUMMARY                               | ADDITIONS     | DEDUCTIONS          |
|----------------------------------------------------|---------------|---------------------|
| Total changes approved in previous months by Owner | \$0.00        | \$55,000.00         |
| Total approved this Month                          | \$0.00        | \$0.00              |
| <b>TOTALS</b>                                      | <b>\$0.00</b> | <b>\$55,000.00</b>  |
| <b>NET CHANGES by Change Order</b>                 |               | <b>-\$55,000.00</b> |

The undersigned Contractor certifies that to the best of the Contractor's knowledge, information and belief the Work covered by this Application for Payment has been completed in accordance with the Contract Documents, that all amounts have been paid by the Contractor for Work for which previous Certificates for Payment were issued and payments received from the Owner, and that current payment shown herein is now due.

**CONTRACTOR:** \_\_\_\_\_

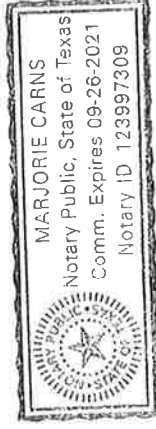
By: \_\_\_\_\_  
State of: Texas

Date: February 27, 2020

County of: Brazoria

Subscribed and sworn to before me this 27<sup>th</sup> day of February, 2020

Notary Public: Marjorie Carns *Marjorie Carns*  
My Commission expires: September 26, 2021



### ARCHITECT'S CERTIFICATE FOR PAYMENT

In accordance with the Contract Documents, based on on-site observations and the data comprising this application, the Architect certifies to the Owner that to the best of the Architect's knowledge, information and belief the Work has progressed as indicated, the quality of the Work is in accordance with the Contract Documents, and the Contractor is entitled to payment of the AMOUNT CERTIFIED.

**AMOUNT CERTIFIED** ..... \$86,777.75  
(Attach explanation if amount certified differs from the amount applied. Initial all figures on this Application and on the Continuation Sheet that are changed to conform with the amount certified.)

**ARCHITECT:** \_\_\_\_\_

By: \_\_\_\_\_

Date: \_\_\_\_\_

This Certificate is not negotiable. The AMOUNT CERTIFIED is payable only to the Contractor named herein. Issuance, payment and acceptance of payment are without prejudice to any rights of the Owner or Contractor under this Contract.

**AIA Document G702™ - 1992.** Copyright © 1953, 1963, 1965, 1971, 1978, 1983 and 1992 by The American Institute of Architects. All rights reserved. WARNING: This AIA® Document is protected by U.S. Copyright Law and International Treaties. Unauthorized reproduction or distribution of this AIA® Document, or any portion of it, may result in severe civil and criminal penalties, and will be prosecuted to the maximum extent possible under the law. This document was produced by AIA software at 09:34:44 ET on 03/04/2020 under Order No. 3126274972 which expires on 02/13/2021, and is not for resale. (389ADA56)

# AIA<sup>®</sup> Document G703<sup>™</sup> - 1992

## Continuation Sheet

AIA Document G702<sup>™</sup>-1992, Application and Certification for Payment, or G736<sup>™</sup>-2009, Project Application and Project Certificate for Payment, Construction Manager as Adviser Edition, containing Contractor's signed certification is attached.  
 In tabulations below, amounts are in US dollars.  
 Use Column I on Contracts where variable retainage for line items may apply.

APPLICATION NO: 003  
 APPLICATION DATE: February 27, 2020  
 PERIOD TO: February 27, 2020  
 ARCHITECT'S PROJECT NO: EMS Station 97

| ITEM NO. | DESCRIPTION OF WORK           | C<br>SCHEDULED VALUE | D<br>WORK COMPLETED               |             | E<br>THIS PERIOD | F<br>MATERIALS PRESENTLY STORED (NOT IN D OR E) | G                                              |           | H<br>BALANCE TO FINISH (C - G) | I<br>RETAINAGE (IF VARIABLE RATE) |
|----------|-------------------------------|----------------------|-----------------------------------|-------------|------------------|-------------------------------------------------|------------------------------------------------|-----------|--------------------------------|-----------------------------------|
|          |                               |                      | FROM PREVIOUS APPLICATION (D + E) | THIS PERIOD |                  |                                                 | TOTAL COMPLETED AND STORED TO DATE (D + E + F) | % (G ÷ C) |                                |                                   |
| 1.01     | Owner's Contingency Allowance | 55,000.00            | 0.00                              | 0.00        | 0.00             | 0.00                                            | 0.00                                           | 0.00%     | 55,000.00                      | 0.00                              |
| 1.02     | Material Testing Allowance    | 0.00                 | 0.00                              | 0.00        | 0.00             | 0.00                                            | 0.00                                           | 0.00%     | 0.00                           | 0.00                              |
| 1.03     | Utility Services Allowance    | 0.00                 | 0.00                              | 0.00        | 0.00             | 0.00                                            | 0.00                                           | 0.00%     | 0.00                           | 0.00                              |
| 1.04     | Site Miscellaneous Allowance  | 0.00                 | 0.00                              | 0.00        | 0.00             | 0.00                                            | 0.00                                           | 0.00%     | 0.00                           | 0.00                              |
| 1.05     | Supervision / PM              | 79,587.00            | 11,108.00                         | 7,608.00    | 0.00             | 0.00                                            | 18,716.00                                      | 23.52%    | 60,871.00                      | 0.00                              |
| 1.06     | Temporary Utilities           | 8,798.00             | 3,500.00                          | 0.00        | 0.00             | 0.00                                            | 3,500.00                                       | 39.78%    | 5,298.00                       | 0.00                              |
| 1.07     | Construction Facilities       | 12,869.00            | 3,000.00                          | 1,500.00    | 0.00             | 0.00                                            | 4,500.00                                       | 34.97%    | 8,369.00                       | 0.00                              |
| 1.08     | Dumpsters                     | 9,385.00             | 0.00                              | 0.00        | 0.00             | 0.00                                            | 0.00                                           | 0.00%     | 9,385.00                       | 0.00                              |
| 1.09     | Surveying                     | 5,865.00             | 2,500.00                          | 0.00        | 0.00             | 0.00                                            | 2,500.00                                       | 42.63%    | 3,365.00                       | 0.00                              |
| 1.10     | Equipmental Rental            | 5,865.00             | 0.00                              | 0.00        | 0.00             | 0.00                                            | 0.00                                           | 0.00%     | 5,865.00                       | 0.00                              |
| 1.11     | General Labor                 | 6,745.00             | 0.00                              | 0.00        | 0.00             | 0.00                                            | 0.00                                           | 0.00%     | 6,745.00                       | 0.00                              |
| 1.12     | Final Cleaning                | 2,112.00             | 0.00                              | 0.00        | 0.00             | 0.00                                            | 0.00                                           | 0.00%     | 2,112.00                       | 0.00                              |
| 1.13     | BR / GL Insurance             | 21,656.00            | 2,165.00                          | 2,165.00    | 0.00             | 0.00                                            | 4,330.00                                       | 19.99%    | 17,326.00                      | 0.00                              |
| 1.14     | P&P Bonds                     | 25,202.00            | 25,202.00                         | 0.00        | 0.00             | 0.00                                            | 25,202.00                                      | 100.00%   | 0.00                           | 0.00                              |
| 2.01     | Earthwork                     | 53,961.00            | 27,972.00                         | 0.00        | 0.00             | 0.00                                            | 27,972.00                                      | 51.84%    | 25,989.00                      | 0.00                              |
| 2.02     | SWPPP                         | 5,347.00             | 5,347.00                          | 0.00        | 0.00             | 0.00                                            | 5,347.00                                       | 100.00%   | 0.00                           | 0.00                              |
| 2.03     | Sanitary Sewer                | 17,596.00            | 0.00                              | 0.00        | 0.00             | 0.00                                            | 0.00                                           | 0.00%     | 17,596.00                      | 0.00                              |
| 2.04     | Storm Sewer                   | 16,423.00            | 0.00                              | 0.00        | 0.00             | 0.00                                            | 0.00                                           | 0.00%     | 16,423.00                      | 0.00                              |
| 2.05     | Site Water                    | 32,260.00            | 0.00                              | 0.00        | 0.00             | 0.00                                            | 0.00                                           | 0.00%     | 32,260.00                      | 0.00                              |

AIA Document G703<sup>™</sup> - 1992. Copyright © 1963, 1965, 1966, 1967, 1970, 1978, 1983 and 1992 by The American Institute of Architects. All rights reserved. WARNING: This AIA<sup>®</sup> Document is protected by U.S. Copyright Law and International Treaties. Unauthorized reproduction or distribution of this AIA<sup>®</sup> Document, or any portion of it, may result in severe civil and criminal penalties, and will be prosecuted to the maximum extent possible under the law. This document was produced by AIA software at 11:18:57 ET on 02/27/2020 under Order No. 3126274972 which expires on 02/13/2021, and is not for resale.  
 User Notes: (3B9ADA5A)

| A    | B                       | C         | D               |                                   | E           |                                            | F         | G                                              |           | H         | I    |                           |                              |
|------|-------------------------|-----------|-----------------|-----------------------------------|-------------|--------------------------------------------|-----------|------------------------------------------------|-----------|-----------|------|---------------------------|------------------------------|
|      |                         |           | SCHEDULED VALUE | WORK COMPLETED                    |             | MATERIALS PRESENTLY STORED (NOT IN D OR E) |           | TOTAL COMPLETED AND STORED TO DATE (D + E + F) | % (G ÷ C) |           |      | BALANCE TO FINISH (C - G) | RETAINAGE (IF VARIABLE RATE) |
|      |                         |           |                 | FROM PREVIOUS APPLICATION (D + E) | THIS PERIOD |                                            |           |                                                |           |           |      |                           |                              |
| 2.06 | Parking Lot Accessories | 1,775.00  | 0.00            | 0.00                              | 0.00        | 0.00                                       | 0.00      | 0.00                                           | 0.00%     | 1,775.00  | 0.00 |                           |                              |
| 2.07 | Unit Pavers             | 10,210.00 | 0.00            | 0.00                              | 0.00        | 0.00                                       | 0.00      | 0.00                                           | 0.00%     | 10,210.00 | 0.00 |                           |                              |
| 2.08 | Irrigation              | 8,212.00  | 0.00            | 0.00                              | 0.00        | 0.00                                       | 0.00      | 0.00                                           | 0.00%     | 8,212.00  | 0.00 |                           |                              |
| 2.09 | Landscaping             | 19,737.00 | 0.00            | 0.00                              | 0.00        | 0.00                                       | 0.00      | 0.00                                           | 0.00%     | 19,737.00 | 0.00 |                           |                              |
| 2.10 | Fence & Gates           | 12,890.00 | 0.00            | 0.00                              | 0.00        | 0.00                                       | 0.00      | 0.00                                           | 0.00%     | 12,890.00 | 0.00 |                           |                              |
| 3.01 | Foundation              | 61,822.00 | 20,000.00       | 41,822.00                         | 0.00        | 0.00                                       | 61,822.00 | 100.00%                                        | 100.00%   | 0.00      | 0.00 |                           |                              |
| 3.02 | Paving                  | 57,363.00 | 0.00            | 5,350.00                          | 0.00        | 0.00                                       | 5,350.00  | 9.33%                                          | 9.33%     | 52,013.00 | 0.00 |                           |                              |
| 3.03 | Sidewalks               | 12,141.00 | 0.00            | 0.00                              | 0.00        | 0.00                                       | 0.00      | 0.00%                                          | 0.00%     | 12,141.00 | 0.00 |                           |                              |
| 3.04 | Dumpsters               | 5,748.00  | 0.00            | 0.00                              | 0.00        | 0.00                                       | 0.00      | 0.00%                                          | 0.00%     | 5,748.00  | 0.00 |                           |                              |
| 3.05 | Curbs                   | 2,757.00  | 0.00            | 0.00                              | 0.00        | 0.00                                       | 0.00      | 0.00%                                          | 0.00%     | 2,757.00  | 0.00 |                           |                              |
| 3.06 | Light Pole Bases        | 2,170.00  | 0.00            | 0.00                              | 0.00        | 0.00                                       | 0.00      | 0.00%                                          | 0.00%     | 2,170.00  | 0.00 |                           |                              |
| 3.07 | Transformer Pad         | 3,848.00  | 0.00            | 0.00                              | 0.00        | 0.00                                       | 0.00      | 0.00%                                          | 0.00%     | 3,848.00  | 0.00 |                           |                              |
| 3.08 | Special Concrete        |           |                 |                                   |             |                                            |           |                                                |           |           |      |                           |                              |
| 3.08 | Finishes                | 4,956.00  | 0.00            | 0.00                              | 0.00        | 0.00                                       | 0.00      | 0.00%                                          | 0.00%     | 4,956.00  | 0.00 |                           |                              |
| 4.01 | Masonry                 | 46,923.00 | 0.00            | 0.00                              | 0.00        | 0.00                                       | 0.00      | 0.00%                                          | 0.00%     | 46,923.00 | 0.00 |                           |                              |
| 5.01 | PEMB Erection           | 51,146.00 | 0.00            | 0.00                              | 0.00        | 0.00                                       | 0.00      | 0.00%                                          | 0.00%     | 51,146.00 | 0.00 |                           |                              |
| 5.02 | Miscellaneous Metals    | 12,142.00 | 0.00            | 0.00                              | 0.00        | 0.00                                       | 0.00      | 0.00%                                          | 0.00%     | 12,142.00 | 0.00 |                           |                              |
| 6.01 | Rough Carpentry         | 3,461.00  | 0.00            | 0.00                              | 0.00        | 0.00                                       | 0.00      | 0.00%                                          | 0.00%     | 3,461.00  | 0.00 |                           |                              |
| 6.02 | Millwork Fabrication    | 13,969.00 | 0.00            | 0.00                              | 0.00        | 0.00                                       | 0.00      | 0.00%                                          | 0.00%     | 13,969.00 | 0.00 |                           |                              |
| 6.03 | Millwork Installation   | 7,522.00  | 0.00            | 0.00                              | 0.00        | 0.00                                       | 0.00      | 0.00%                                          | 0.00%     | 7,522.00  | 0.00 |                           |                              |
| 7.01 | Waterproofing           | 23,755.00 | 0.00            | 0.00                              | 0.00        | 0.00                                       | 0.00      | 0.00%                                          | 0.00%     | 23,755.00 | 0.00 |                           |                              |
| 7.02 | Vinyl Insulation        | 6,569.00  | 0.00            | 0.00                              | 0.00        | 0.00                                       | 0.00      | 0.00%                                          | 0.00%     | 6,569.00  | 0.00 |                           |                              |
|      | Doors, Frames,          |           |                 |                                   |             |                                            |           |                                                |           |           |      |                           |                              |
| 8.01 | Hardware                | 32,934.00 | 0.00            | 0.00                              | 0.00        | 0.00                                       | 0.00      | 0.00%                                          | 0.00%     | 32,934.00 | 0.00 |                           |                              |
| 8.02 | Overhead Doors          | 24,765.00 | 0.00            | 0.00                              | 0.00        | 0.00                                       | 0.00      | 0.00%                                          | 0.00%     | 24,765.00 | 0.00 |                           |                              |
| 8.03 | Entrances & Storefront  | 40,903.00 | 0.00            | 0.00                              | 0.00        | 0.00                                       | 0.00      | 0.00%                                          | 0.00%     | 40,903.00 | 0.00 |                           |                              |
| 9.01 | Metal Stud Framing      | 27,153.00 | 0.00            | 0.00                              | 0.00        | 0.00                                       | 0.00      | 0.00%                                          | 0.00%     | 27,153.00 | 0.00 |                           |                              |
| 9.02 | Exterior Sheathing      | 7,254.00  | 0.00            | 0.00                              | 0.00        | 0.00                                       | 0.00      | 0.00%                                          | 0.00%     | 7,254.00  | 0.00 |                           |                              |
| 9.03 | Batt Insulation         | 6,072.00  | 0.00            | 0.00                              | 0.00        | 0.00                                       | 0.00      | 0.00%                                          | 0.00%     | 6,072.00  | 0.00 |                           |                              |
| 9.04 | Drywall                 | 17,372.00 | 0.00            | 0.00                              | 0.00        | 0.00                                       | 0.00      | 0.00%                                          | 0.00%     | 17,372.00 | 0.00 |                           |                              |

AIA Document G703™ - 1992. Copyright © 1963, 1965, 1966, 1967, 1970, 1978, 1983 and 1992 by The American Institute of Architects. All rights reserved. WARNING: This AIA® Document is protected by U.S. Copyright Law and International Treaties. Unauthorized reproduction or distribution of this AIA® Document, or any portion of it, may result in severe civil and criminal penalties, and will be prosecuted to the maximum extent possible under the law. This document was produced by AIA software at 11:18:57 ET on 02/27/2020 under Order No. 3126274972 which expires on 02/13/2021, and is not for resale.

User Notes:

(389ADA5A)

| A     | B                        | C          | D               |                                                  | E           |                                            | F    | G                                              |           | H          | I    |
|-------|--------------------------|------------|-----------------|--------------------------------------------------|-------------|--------------------------------------------|------|------------------------------------------------|-----------|------------|------|
|       |                          |            | SCHEDULED VALUE | WORK COMPLETED FROM PREVIOUS APPLICATION (D + E) | THIS PERIOD | MATERIALS PRESENTLY STORED (NOT IN D OR E) |      | TOTAL COMPLETED AND STORED TO DATE (D + E + F) | % (G ÷ C) |            |      |
| 9.05  | Tape & Float             | 6,536.00   | 0.00            | 0.00                                             | 0.00        | 0.00                                       | 0.00 | 0.00                                           | 0.00%     | 6,536.00   | 0.00 |
| 9.06  | In-Wall Blocking         | 1,049.00   | 0.00            | 0.00                                             | 0.00        | 0.00                                       | 0.00 | 0.00                                           | 0.00%     | 1,049.00   | 0.00 |
| 9.07  | Equipment                | 9,385.00   | 0.00            | 0.00                                             | 0.00        | 0.00                                       | 0.00 | 0.00                                           | 0.00%     | 9,385.00   | 0.00 |
| 9.08  | Carpet                   | 5,612.00   | 0.00            | 0.00                                             | 0.00        | 0.00                                       | 0.00 | 0.00                                           | 0.00%     | 5,612.00   | 0.00 |
| 9.09  | LVT                      | 11,185.00  | 0.00            | 0.00                                             | 0.00        | 0.00                                       | 0.00 | 0.00                                           | 0.00%     | 11,185.00  | 0.00 |
| 9.10  | Tile                     | 17,031.00  | 0.00            | 0.00                                             | 0.00        | 0.00                                       | 0.00 | 0.00                                           | 0.00%     | 17,031.00  | 0.00 |
| 9.11  | Acoustical Ceilings      | 9,150.00   | 0.00            | 0.00                                             | 0.00        | 0.00                                       | 0.00 | 0.00                                           | 0.00%     | 9,150.00   | 0.00 |
| 9.12  | Painting & Wall Covering | 16,828.00  | 0.00            | 0.00                                             | 0.00        | 0.00                                       | 0.00 | 0.00                                           | 0.00%     | 16,828.00  | 0.00 |
| 12.01 | Window Treatments        | 2,686.00   | 0.00            | 0.00                                             | 0.00        | 0.00                                       | 0.00 | 0.00                                           | 0.00%     | 2,686.00   | 0.00 |
| 13.01 | PEMB                     | 116,721.00 | 0.00            | 0.00                                             | 0.00        | 0.00                                       | 0.00 | 0.00                                           | 0.00%     | 116,721.00 | 0.00 |
| 13.02 | Access Controls          | 9,082.00   | 0.00            | 0.00                                             | 0.00        | 0.00                                       | 0.00 | 0.00                                           | 0.00%     | 9,082.00   | 0.00 |
| 13.03 | Fire Alarm               | 23,180.00  | 0.00            | 0.00                                             | 0.00        | 0.00                                       | 0.00 | 0.00                                           | 0.00%     | 23,180.00  | 0.00 |
| 13.04 | Fire Sprinkler           | 31,556.00  | 3,759.00        | 800.00                                           | 0.00        | 0.00                                       | 0.00 | 4,559.00                                       | 14.45%    | 26,997.00  | 0.00 |
| 22.01 | Building Underground     | 40,647.00  | 0.00            | 0.00                                             | 0.00        | 0.00                                       | 0.00 | 0.00                                           | 0.00%     | 40,647.00  | 0.00 |
| 22.02 | Plumbing Rough-In        | 47,422.00  | 0.00            | 0.00                                             | 0.00        | 0.00                                       | 0.00 | 0.00                                           | 0.00%     | 47,422.00  | 0.00 |
| 22.03 | Plumbing Fixtures        | 47,421.00  | 0.00            | 0.00                                             | 0.00        | 0.00                                       | 0.00 | 0.00                                           | 0.00%     | 47,421.00  | 0.00 |
| 23.01 | Hangers/Supports/Ducts   | 38,593.00  | 0.00            | 0.00                                             | 0.00        | 0.00                                       | 0.00 | 0.00                                           | 0.00%     | 38,593.00  | 0.00 |
| 23.02 | Insulation               | 16,410.00  | 0.00            | 0.00                                             | 0.00        | 0.00                                       | 0.00 | 0.00                                           | 0.00%     | 16,410.00  | 0.00 |
| 23.03 | Equipment                | 91,338.00  | 0.00            | 0.00                                             | 0.00        | 0.00                                       | 0.00 | 0.00                                           | 0.00%     | 91,338.00  | 0.00 |
| 23.04 | Controls                 | 5,736.00   | 0.00            | 0.00                                             | 0.00        | 0.00                                       | 0.00 | 0.00                                           | 0.00%     | 5,736.00   | 0.00 |
| 26.01 | Electrical               | 52,788.00  | 0.00            | 32,100.00                                        | 0.00        | 0.00                                       | 0.00 | 32,100.00                                      | 60.81%    | 20,688.00  | 0.00 |
| 26.02 | Electrical Site Lighting | 11,731.00  | 0.00            | 0.00                                             | 0.00        | 0.00                                       | 0.00 | 0.00                                           | 0.00%     | 11,731.00  | 0.00 |
| 26.03 | Raceways & Wire          | 58,654.00  | 0.00            | 0.00                                             | 0.00        | 0.00                                       | 0.00 | 0.00                                           | 0.00%     | 58,654.00  | 0.00 |
| 26.04 | Panels & Gear            | 29,327.00  | 0.00            | 0.00                                             | 0.00        | 0.00                                       | 0.00 | 0.00                                           | 0.00%     | 29,327.00  | 0.00 |
| 26.05 | Terminations             | 23,461.00  | 0.00            | 0.00                                             | 0.00        | 0.00                                       | 0.00 | 0.00                                           | 0.00%     | 23,461.00  | 0.00 |
| 26.06 | Fixtures & Devices       | 58,654.00  | 0.00            | 0.00                                             | 0.00        | 0.00                                       | 0.00 | 0.00                                           | 0.00%     | 58,654.00  | 0.00 |
| 26.07 | Generator                | 60,115.00  | 0.00            | 0.00                                             | 0.00        | 0.00                                       | 0.00 | 0.00                                           | 0.00%     | 60,115.00  | 0.00 |
| 26.08 | Lightning Protection     | 17,710.00  | 1,585.00        | 0.00                                             | 0.00        | 0.00                                       | 0.00 | 1,585.00                                       | 8.95%     | 16,125.00  | 0.00 |
| 27.01 | Communications           | 19,752.00  | 0.00            | 0.00                                             | 0.00        | 0.00                                       | 0.00 | 0.00                                           | 0.00%     | 19,752.00  | 0.00 |

AIA Document G703™ - 1992. Copyright © 1963, 1965, 1966, 1967, 1970, 1978, 1983 and 1992 by The American Institute of Architects. All rights reserved. WARNING: This AIA® Document is protected by U.S. Copyright Law and International Treaties. Unauthorized reproduction or distribution of this AIA® Document, or any portion of it, may result in severe civil and criminal penalties, and will be prosecuted to the maximum extent possible under the law. This document was produced by AIA software at 11:18:57 ET on 02/27/2020 under Order No. 3126274972 which expires on 02/13/2021, and is not for resale.

User Notes:

(3B9ADA5A)

| A<br>ITEM<br>NO. | B<br>DESCRIPTION OF<br>WORK | C<br>SCHEDULED<br>VALUE | D<br>WORK COMPLETED                        |  | E<br>THIS PERIOD | F<br>MATERIALS<br>PRESENTLY<br>STORED<br>(NOT IN D OR E) | G                                                       |              | H<br>BALANCE TO<br>FINISH<br>(C - G) | I<br>RETAINAGE<br>(IF VARIABLE<br>RATE) |
|------------------|-----------------------------|-------------------------|--------------------------------------------|--|------------------|----------------------------------------------------------|---------------------------------------------------------|--------------|--------------------------------------|-----------------------------------------|
|                  |                             |                         | FROM<br>PREVIOUS<br>APPLICATION<br>(D + E) |  |                  |                                                          | TOTAL<br>COMPLETED AND<br>STORED TO DATE<br>(D + E + F) | %<br>(G ÷ C) |                                      |                                         |
|                  |                             | \$1,764,000.00          | \$106,138.00                               |  | \$91,345.00      | \$0.00                                                   | \$197,483.00                                            | 11.20%       | \$1,566,517.00                       | \$0.00                                  |
|                  | <b>GRAND TOTAL</b>          |                         |                                            |  |                  |                                                          |                                                         |              |                                      |                                         |

AIA Document G703™ - 1992. Copyright © 1963, 1965, 1966, 1967, 1970, 1978, 1983 and 1992 by The American Institute of Architects. All rights reserved. WARNING: This AIA® Document is protected by U.S. Copyright Law and International Treaties. Unauthorized reproduction or distribution of this AIA® Document, or any portion of it, may result in severe civil and criminal penalties, and will be prosecuted to the maximum extent possible under the law. This document was produced by AIA software at 11:18:57 ET on 02/27/2020 under Order No. 3126274972 which expires on 02/13/2021, and is not for resale.

User Notes:

(3B9ADASA)

## Conditional Waiver & Release Upon Partial Payment

Whereas, the undersigned **Construction Masters of Houston, Inc.** has performed work or furnished materials for improvement to property known as **Harris County ESD #1, EMS Station 97**, located in the city of Houston, state of Texas.

The undersigned further certifies that all labor and materials furnished by the undersigned in connection with the above named project has been paid in full and agrees to indemnify and save harmless the said Owner, **Harris County ESD #1**, against all loss, damages, cost or expense of any character whatsoever that may arise by reason of claims for labor or unpaid material used in connection with said improvements. When the check has been properly endorsed, and has been paid by the bank upon which it is drawn, this document shall become effective to release pro tanto, any mechanic's lien, stop notice or bond right the undersigned has on the job.

Signed, Sealed and Delivered This 27<sup>th</sup> Day of February, 2020

**Construction Masters of Houston, Inc.**

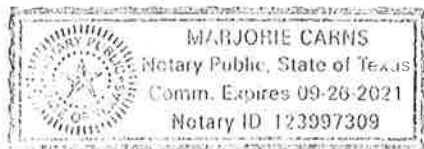
By: \_\_\_\_\_

Title: **President**

State of Texas }  
County of Brazoria }

Before me, the undersigned authority, on this day appeared **Justin Davis**, a person known to me, who upon being placed under oath, stated that he read and signed the foregoing instrument for the purposes and consideration therein stated and as the act and deed of **Construction Masters of Houston, Inc.** and further stated that each statement therein is within his knowledge and is true and correct.

Sworn and subscribed to before me on the 27<sup>th</sup> day of February, 2020.



*Marjorie Carns*  
\_\_\_\_\_  
Notary Public in and for Brazoria County, Texas  
My commission expires: 9/26/21



**APPROVED**  
 Document approved by Harris County ESD-1  
 Board of Commissioners  
 By a Majority Vote  
 on 3-31-20 (Date)  
 \_\_\_\_\_  
 President of ESD-1      Secretary of ESD-1

P.O. Box 1587 – Pearland, Texas 77588 – 281/997-2640 – Fax: 281 / 485-4702

Allowance Expenditure Authorization – Contingency Allowance

Project: HCESD No 1 EMS 97  
 Date: 2/4/20  
 Request No: AER-OC-002  
 To: AG/CM & Martinez Architects

Construction Masters is proposing to make the following changes to the **Contingency** Allowance for the EMS 97 project:

Description:  
 Modifications to window coverings at East side per submittal 12 21 00.01.A.

| Item                                                                   | Cost             |
|------------------------------------------------------------------------|------------------|
| Remove 6 units from original scope to make room for double roll shades | \$ (380.00)      |
| Change single roll shades to double roll shades                        | \$ 630.00        |
|                                                                        |                  |
|                                                                        |                  |
| <b>Total</b>                                                           | <b>\$ 250.00</b> |

|                                                                 |                     |
|-----------------------------------------------------------------|---------------------|
| Beginning Balance                                               | \$ 55,000.00        |
| Amount of Allowance Expenditures Previously Approved            | \$ 3,255.00         |
| Balance Prior to this Authorization                             | \$ 51,745.00        |
| If approved, the allowance balance will decrease by this amount | \$ 250.00           |
| <b>New Allowance Balance</b>                                    | <b>\$ 51,495.00</b> |

Reason:

This is not a change order and does not increase the contract amount.


Attachments: Custom Drapery Change Request

Approvals

\_\_\_\_\_  
 Owner *[Signature]*

\_\_\_\_\_  
 Architect/ Engineer/ Designer





**CUSTOM DRAPERY COMPANY, INC.**

3402 E. T.C. Jester Blvd  
Houston, TX 77018

Phone: 713.225.9211  
Fax: 713.236.1525

To: **Estimating Dept.**

C/O: **Estimating Dept.**

From: **Henri Dubiton**

Date: **February 4, 2020**

Job: **Harris County EMS Station 97 - CO1-ADD**

City: **Humble, TX**

**Change order Deduct: removed blinds per Architect**

Furnish and install (5) SWF 1" Bali Classics .008" aluminum mini-blinds, color TBD.

Blinds will be inside mounted at frame. Area of coverage is all type 02 exterior windows as shown on A201 per spec 12 21 00.

Notes:

**Total Deduct (not including tax).....(\$380.00)**

- 1. Removed 6 blind units from original proposal to make room for double roll shades and indicated on shade submittal.

**Change Order Add: Double Roll Manual Shades**

Furnish and install (2) SWF Double Roll manual shades with S300 Serie 3% open Fabric and Nightfall series Opaque fabric, color TBD, brackets, 7.5" extruded aluminum fascia.

Shades will be surface mounted at frame.

Area of coverage is East facing windows at Dining 118 as seen on A201 per spec section 12 21 00.

Notes:

**Total Add (not including tax).....\$630.00**

- 1. Changed single roll shades that were to be mounted with blinds to now have double roll shades only.

**Grand Total Add (not including tax).....\$250.00**

General Notes:

- Custom ordered products are noncancelable & nonreturnable after order placement.
- MechoShade lead time 2-6 weeks.
- Mini-blind lead time 2 weeks.
- Proposal based on Submittal response received 02/03/2020
- Pricing based on quantities noted. Changes in quantities may result in significant price fluctuations.
- All products bid with standard colors unless otherwise noted.
- Proposal valid for 90 days.

Sincerely,

*Henri Dubiton*

[Hdubiton@cdbas.com](mailto:Hdubiton@cdbas.com)



**HOUSTON**  
3200 Wilcrest Drive  
Suite 100  
Houston, TX 77042  
Ofc 713/ 316-4506  
www.agcm.com

March 31, 2020

Harris County Emergency Corps  
Attn. Jeremy Hyde  
2800 Aldine Bender Rd.  
Houston, TX

Dear Jeremy:

SUBJECT: March 2020 Board Update - Station 92/94

**Project Progress:**

March 5, 2020 – HCFMO performed site walk for Certificate of Occupancy (Site Passed).  
March 12, 2020 – AGCM walked with Joiner Architects for a substantial completion punch walk.  
March 12, 2020 – March 27, 2020 – Items found in punch walk have been getting addressed.  
March 19, 2020 – AGCM walked with Construction Masters and HCESD-1 for progress verification.

**Project Hurdles:**

Controls for HVAC are installed except for the control that allows maintenance to “remote” in.

Plumbing issues were addressed Monday that occurred over the weekend.

**Project Schedule:**

On track to finish late March 2020.

**Project Costs:**

*Contractor Pay Application #21* - Pay Application #21 (March '20) for Construction Masters  
*Allowance Expenditure #27* – Deduct of \$8,553 from Owner’s Contingency for Additional Plugs and Data outlets in Call Center for EMS 94.  
*Allowance Expenditure #28* – Deduct of \$3,000 from Owner’s Contingency for Additional Power to Access Control Boxes that were not indicated on drawings.  
*Allowance Expenditure #29* – Deduct of \$1,464.40 from Owner’s Contingency for Perimeter Fence Rental (Sep – Dec 2019).

Thank you,

Michael Medwedeff, CMIT  
Project Manager



# AIA Document G702™ - 1992

## Application and Certificate for Payment

**TO OWNER:** Harris County ESD # 1  
2800 Aldine Bender Rd.  
Houston, TX 77032

**PROJECT:** EMS Stations 92 & 94  
Station 92: 1618 & 1620 Isom,  
Houston, TX 77039  
Station 94: 6310 Aldine Bender,  
Houston, TX 77396  
Joiner Architects  
700 Rockmead, #265  
Kingwood, TX 77339

**APPLICATION NO:** 021  
**PERIOD TO:** March 24, 2020

**Distribution to:**  
OWNER:  ARCHITECT:   
CONTRACTOR:  FIELD:   
OTHER:

**FROM** Construction Masters of Houston, Inc. **VIA** General Construction  
**CONTRACTOR:** P. O. Box 1587 **ARCHITECT:** Joiner Architects  
Pearland, TX 77588

**CONTRACT FOR:** General Construction  
**CONTRACT DATE:** May 23, 2018  
**PROJECT NOS:** / 2618 /

### CONTRACTOR'S APPLICATION FOR PAYMENT

Application is made for payment, as shown below, in connection with the Contract Continuation Sheet, AIA Document G703, is attached.

1. ORIGINAL CONTRACT SUM ..... \$6,178,460.00
2. NET CHANGE BY CHANGE ORDERS ..... \$0.00
3. CONTRACT SUM TO DATE (Line 1 ± 2) ..... \$6,178,460.00
4. TOTAL COMPLETED & STORED TO DATE (Column G on G703) ..... \$6,044,343.52
5. RETAINAGE:
  - a. 5.00 % of Completed Work (Column D + E on G703) ..... \$302,217.18
  - b. 5.00 % of Stored Material (Column F on G703) ..... \$0.00
6. TOTAL EARNED LESS RETAINAGE ..... \$302,217.18  
(Line 4 Less Line 5 Total) ..... \$5,742,126.34
7. LESS PREVIOUS CERTIFICATES FOR PAYMENT ..... \$5,645,448.44  
(Line 6 from prior Certificate)
8. CURRENT PAYMENT DUE ..... \$96,677.90
9. BALANCE TO FINISH, INCLUDING RETAINAGE ..... \$436,333.66  
(Line 3 less Line 6)

| CHANGE ORDER SUMMARY                               |               | ADDITIONS     | DEDUCTIONS    |
|----------------------------------------------------|---------------|---------------|---------------|
| Total changes approved in previous months by Owner | \$0.00        | \$0.00        | \$0.00        |
| Total approved this Month                          | \$0.00        | \$0.00        | \$0.00        |
| <b>TOTALS</b>                                      | <b>\$0.00</b> | <b>\$0.00</b> | <b>\$0.00</b> |
| <b>NET CHANGES by Change Order</b>                 |               |               |               |
|                                                    |               |               | \$0.00        |

**AMOUNT CERTIFIED** ..... \$96,677.90  
(Attach explanation if amount certified differs from the amount applied. Initial all figures on this Application and on the Continuation Sheet that are changed to conform with the amount certified.)

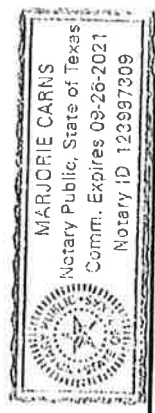
**ARCHITECT:** *[Signature]*  
**By:** *[Signature]* Date: 3/25/20

This Certificate is not negotiable. The AMOUNT CERTIFIED is payable only to the Contractor named herein. Issuance, payment and acceptance of payment are without prejudice to any rights of the Owner or Contractor under this Contract.

The undersigned Contractor certifies that to the best of the Contractor's knowledge, information and belief the Work covered by this Application for Payment has been completed in accordance with the Contract Documents, that all amounts have been paid by the Contractor for Work for which previous Certificates for Payment were issued and payments received from the Owner, and that current payment shown herein is now due.

**CONTRACTOR:** *[Signature]*  
**By:** *[Signature]*  
State of: Texas Date: March 24, 2020

County of: Brazoria  
Subscribed and sworn to before me this 24th day of March, 2020  
Notary Public: Marjorie Carns  
My Commission expires: September 26, 2021



### ARCHITECT'S CERTIFICATE FOR PAYMENT

In accordance with the Contract Documents, based on on-site observations and the data comprising this application, the Architect certifies to the Owner that to the best of the Architect's knowledge, information and belief the Work has progressed as indicated, the quality of the Work is in accordance with the Contract Documents, and the Contractor is entitled to payment of the AMOUNT CERTIFIED.

**AMOUNT CERTIFIED** ..... \$96,677.90  
(Attach explanation if amount certified differs from the amount applied. Initial all figures on this Application and on the Continuation Sheet that are changed to conform with the amount certified.)

**ARCHITECT:** *[Signature]*  
**By:** *[Signature]* Date: 3/25/20

This Certificate is not negotiable. The AMOUNT CERTIFIED is payable only to the Contractor named herein. Issuance, payment and acceptance of payment are without prejudice to any rights of the Owner or Contractor under this Contract.

AIA Document G702™ - 1992. Copyright © 1993, 1983, 1978, 1971, 1963, 1965, 1971, 1978, 1983 and 1992 by The American Institute of Architects. All rights reserved. WARNING: This AIA Document is protected by U.S. Copyright Law and International Treaties. Unauthorized reproduction or distribution of this AIA Document, or any portion of it, may result in severe civil and criminal penalties, and will be prosecuted to the maximum extent possible under the law. This document was produced by AIA software at 15:28:11 ET on 03/24/2020 under Order No. 3126274972 which expires on 02/13/2021, and is not for resale. (389ADA52)



# AIA Document G703™ - 1992

## Continuation Sheet

AIA Document G702™-1992, Application and Certification for Payment, or G736™-2009, Project Application and Project Certificate for Payment, Construction Manager as Adviser Edition, containing Contractor's signed certification is attached.  
 In tabulations below, amounts are in US dollars.

Use Column I on Contracts where variable retainage for line items may apply.

APPLICATION NO: 021  
 APPLICATION DATE: March 24, 2020  
 PERIOD TO: March 24, 2020  
 ARCHITECT'S PROJECT NO: EMS Stations 92 & 94

| A<br>ITEM NO. | B<br>DESCRIPTION OF WORK | C<br>SCHEDULED VALUE | D<br>WORK COMPLETED               |             | E<br>THIS PERIOD | F<br>MATERIALS PRESENTLY STORED (NOT IN D OR E) | G<br>TOTAL COMPLETED AND STORED TO DATE (D + E + F) | H<br>BALANCE TO FINISH (C - G) | I<br>RETAINAGE (IF VARIABLE RATE) |
|---------------|--------------------------|----------------------|-----------------------------------|-------------|------------------|-------------------------------------------------|-----------------------------------------------------|--------------------------------|-----------------------------------|
|               |                          |                      | FROM PREVIOUS APPLICATION (D + E) | THIS PERIOD |                  |                                                 |                                                     |                                |                                   |
|               | STATION 92               | 0.00                 | 0.00                              | 0.00        | 0.00             | 0.00                                            | 0.00                                                | 0.00                           | 0.00                              |
| 0.1           | OC Allowance             | 0.00                 | 0.00                              | 0.00        | 0.00             | 0.00                                            | 0.00                                                | 0.00                           | 0.00                              |
| 0.1a          | AER-OC-004               | 5,171.00             | 5,171.00                          | 0.00        | 0.00             | 0.00                                            | 5,171.00                                            | 0.00                           | 0.00                              |
| 0.1b          | AER-OC-005               | -640.00              | -640.00                           | 0.00        | 0.00             | 0.00                                            | -640.00                                             | 0.00                           | 0.00                              |
| 0.1c          | AER-OC-006               | 2,276.00             | 2,276.00                          | 0.00        | 0.00             | 0.00                                            | 2,276.00                                            | 0.00                           | 0.00                              |
| 0.1d          | AER-OC-007               | 4,246.53             | 4,246.53                          | 0.00        | 0.00             | 0.00                                            | 4,246.53                                            | 0.00                           | 0.00                              |
| 0.1e          | AER-OC-008               | 3,787.00             | 3,787.00                          | 0.00        | 0.00             | 0.00                                            | 3,787.00                                            | 0.00                           | 0.00                              |
| 0.1f          | AER-OC-009               | 2,716.00             | 2,716.00                          | 0.00        | 0.00             | 0.00                                            | 2,716.00                                            | 0.00                           | 0.00                              |
| 0.1g          | AER-OC-013               | 2,370.00             | 2,370.00                          | 0.00        | 0.00             | 0.00                                            | 2,370.00                                            | 0.00                           | 0.00                              |
| 0.1h          | AER-OC-014               | -6,000.00            | -6,000.00                         | 0.00        | 0.00             | 0.00                                            | -6,000.00                                           | 0.00                           | 0.00                              |
| 0.1i          | AER-OC-012               | 36,073.47            | 36,073.47                         | 0.00        | 0.00             | 0.00                                            | 36,073.47                                           | 0.00                           | 0.00                              |
| 0.1j          | AER-OC-017               | 250.00               | 250.00                            | 0.00        | 0.00             | 0.00                                            | 250.00                                              | 0.00                           | 0.00                              |
| 0.1k          | AER-OC-018               | 3,113.50             | 3,113.50                          | 0.00        | 0.00             | 0.00                                            | 3,113.50                                            | 0.00                           | 0.00                              |
| 0.1l          | AER-OC-020               | 12,850.00            | 12,850.00                         | 0.00        | 0.00             | 0.00                                            | 12,850.00                                           | 0.00                           | 0.00                              |
| 0.2           | Signage Allowance        | 13,614.95            | 0.00                              | 0.00        | 0.00             | 0.00                                            | 0.00                                                | 13,614.95                      | 0.00                              |
| 0.2a          | AER-G-01                 | 5,088.00             | 5,088.00                          | 0.00        | 0.00             | 0.00                                            | 5,088.00                                            | 0.00                           | 0.00                              |
| 0.2b          | AER-DH-02 Partial        | 5,778.55             | 5,778.55                          | 0.00        | 0.00             | 0.00                                            | 5,778.55                                            | 0.00                           | 0.00                              |
| 0.2c          | AER-G-02                 | 518.50               | 518.50                            | 0.00        | 0.00             | 0.00                                            | 518.50                                              | 0.00                           | 0.00                              |
| 0.3           | Hardware Allowance       | 0.00                 | 0.00                              | 0.00        | 0.00             | 0.00                                            | 0.00                                                | 0.00                           | 0.00                              |
| 0.3a          | AER-DH-01                | 32,388.00            | 32,388.00                         | 0.00        | 0.00             | 0.00                                            | 32,388.00                                           | 0.00                           | 0.00                              |
| 0.3b          | AER-DH-02 Partial        | 17,612.00            | 17,612.00                         | 0.00        | 0.00             | 0.00                                            | 17,612.00                                           | 0.00                           | 0.00                              |
| 0.4           | Smoke Testing Allowance  | 2,500.00             | 2,500.00                          | 0.00        | 0.00             | 0.00                                            | 2,500.00                                            | 0.00                           | 0.00                              |

AIA Document G703™ - 1992. Copyright © 1993, 1985, 1966, 1967, 1970, 1978, 1983 and 1992 by The American Institute of Architects. All rights reserved. This AIA® Document is protected by U.S. Copyright Law and International Treaties. Unauthorized reproduction or distribution of this AIA® Document, or any portion of it, may result in severe civil and criminal penalties, and will be prosecuted to the maximum extent possible under the law. This document was produced by AIA software at 15:26:05 ET on 03/24/2020 under Order No. 3126274972 which expires on 02/13/2021, and is not for resale.  
 User Notes:

| A<br>ITEM<br>NO. | B<br>DESCRIPTION OF<br>WORK   | C<br>SCHEDULED<br>VALUE | D<br>WORK COMPLETED                        |                                                         | E<br>THIS PERIOD | F<br>MATERIALS<br>PRESENTLY<br>STORED<br>(NOT IN D OR E) | G            |         | H<br>BALANCE TO<br>FINISH<br>(C - G) | I<br>RETAINAGE<br>(IF VARIABLE<br>RATE) |
|------------------|-------------------------------|-------------------------|--------------------------------------------|---------------------------------------------------------|------------------|----------------------------------------------------------|--------------|---------|--------------------------------------|-----------------------------------------|
|                  |                               |                         | FROM<br>PREVIOUS<br>APPLICATION<br>(D + E) | TOTAL<br>COMPLETED AND<br>STORED TO DATE<br>(D + E + F) |                  |                                                          | %<br>(G ÷ C) |         |                                      |                                         |
|                  |                               |                         |                                            |                                                         |                  |                                                          |              |         |                                      |                                         |
| 0.5              | Fire Sprinkler Tank Allowance | 15,158.00               | 0.00                                       | 0.00                                                    | 0.00             | 0.00                                                     | 0.00         | 0.00%   | 15,158.00                            | 0.00                                    |
| 0.5a             | AER-WT-01                     | 47,294.00               | 47,294.00                                  | 0.00                                                    | 0.00             | 0.00                                                     | 47,294.00    | 100.00% | 0.00                                 | 0.00                                    |
| 0.5b             | AER-WT-02                     | 17,548.00               | 17,548.00                                  | 0.00                                                    | 0.00             | 0.00                                                     | 17,548.00    | 100.00% | 0.00                                 | 0.00                                    |
| 0.6              | Septic Tank Pumping Allowance | 9,450.00                | 0.00                                       | 0.00                                                    | 0.00             | 0.00                                                     | 0.00         | 0.00%   | 9,450.00                             | 0.00                                    |
| 0.6a             | AER-SP-001                    | 550.00                  | 550.00                                     | 0.00                                                    | 0.00             | 0.00                                                     | 550.00       | 100.00% | 0.00                                 | 0.00                                    |
| 0.7              | Landscape Bed Allowance       | 5,000.00                | 0.00                                       | 0.00                                                    | 0.00             | 0.00                                                     | 0.00         | 0.00%   | 5,000.00                             | 0.00                                    |
| 01.01            | Supervision                   | 73,070.00               | 67,400.00                                  | 0.00                                                    | 0.00             | 0.00                                                     | 67,400.00    | 92.24%  | 5,670.00                             | 0.00                                    |
| 01.02            | Temporary Facilities          | 9,358.00                | 9,358.00                                   | 0.00                                                    | 0.00             | 0.00                                                     | 9,358.00     | 100.00% | 0.00                                 | 0.00                                    |
| 01.03            | Construction Fence            | 3,021.00                | 3,021.00                                   | 0.00                                                    | 0.00             | 0.00                                                     | 3,021.00     | 100.00% | 0.00                                 | 0.00                                    |
| 01.04            | Dumpsters                     | 11,654.00               | 10,500.00                                  | 500.00                                                  | 0.00             | 0.00                                                     | 11,000.00    | 94.39%  | 654.00                               | 0.00                                    |
| 01.05            | Mobilization                  | 2,400.00                | 2,400.00                                   | 0.00                                                    | 0.00             | 0.00                                                     | 2,400.00     | 100.00% | 0.00                                 | 0.00                                    |
| 01.06            | Surveying                     | 5,755.00                | 5,755.00                                   | 0.00                                                    | 0.00             | 0.00                                                     | 5,755.00     | 100.00% | 0.00                                 | 0.00                                    |
| 01.07            | Equipment Rental              | 3,914.00                | 3,450.00                                   | 464.00                                                  | 0.00             | 0.00                                                     | 3,914.00     | 100.00% | 0.00                                 | 0.00                                    |
| 01.08            | Final Clean                   | 3,119.00                | 3,119.00                                   | 0.00                                                    | 0.00             | 0.00                                                     | 3,119.00     | 100.00% | 0.00                                 | 0.00                                    |
| 01.09            | General Labor                 | 5,685.00                | 5,350.00                                   | 0.00                                                    | 0.00             | 0.00                                                     | 5,350.00     | 94.11%  | 335.00                               | 0.00                                    |
| 01.10            | Insurance                     | 36,925.00               | 36,400.00                                  | 0.00                                                    | 0.00             | 0.00                                                     | 36,400.00    | 98.58%  | 525.00                               | 0.00                                    |
| 01.11            | Performance & Payment Bonds   | 35,107.00               | 35,107.00                                  | 0.00                                                    | 0.00             | 0.00                                                     | 35,107.00    | 100.00% | 0.00                                 | 0.00                                    |
| 02.01            | Earthwork                     | 142,729.00              | 138,855.50                                 | 3,873.50                                                | 0.00             | 0.00                                                     | 142,729.00   | 100.00% | 0.00                                 | 0.00                                    |
| 02.02            | SWPPP                         | 1,381.00                | 1,381.00                                   | 0.00                                                    | 0.00             | 0.00                                                     | 1,381.00     | 100.00% | 0.00                                 | 0.00                                    |
| 02.03            | Utilities                     | 64,228.00               | 58,280.00                                  | 5,948.00                                                | 0.00             | 0.00                                                     | 64,228.00    | 100.00% | 0.00                                 | 0.00                                    |
| 02.04            | Fire Line                     | 26,704.00               | 26,704.00                                  | 0.00                                                    | 0.00             | 0.00                                                     | 26,704.00    | 100.00% | 0.00                                 | 0.00                                    |
| 02.05            | Fire Pump                     | 165,462.00              | 165,462.00                                 | 0.00                                                    | 0.00             | 0.00                                                     | 165,462.00   | 100.00% | 0.00                                 | 0.00                                    |
| 02.06            | Septic System                 | 27,330.00               | 27,330.00                                  | 0.00                                                    | 0.00             | 0.00                                                     | 27,330.00    | 100.00% | 0.00                                 | 0.00                                    |
| 02.07            | Irrigation                    | 29,639.00               | 4,050.00                                   | 25,589.00                                               | 0.00             | 0.00                                                     | 29,639.00    | 100.00% | 0.00                                 | 0.00                                    |
| 02.08            | Landscaping                   | 47,132.00               | 12,840.00                                  | 26,188.82                                               | 0.00             | 0.00                                                     | 39,028.82    | 82.81%  | 8,103.18                             | 0.00                                    |
| 02.09            | Paving Specialties            | 3,396.00                | 0.00                                       | 0.00                                                    | 0.00             | 0.00                                                     | 0.00         | 0.00%   | 3,396.00                             | 0.00                                    |

AIA Document G703™ - 1992. Copyright © 1963, 1966, 1967, 1970, 1978, 1983 and 1992 by The American Institute of Architects. All rights reserved. WARNING: This AIA® Document is protected by U.S. Copyright Law and International Treaties. Unauthorized reproduction or distribution of this AIA® Document, or any portion of it, may result in severe civil and criminal penalties, and will be prosecuted to the maximum extent possible under the law. This document was produced by AIA software at 15:26:05 ET on 03/24/2020 under Order No. 3126274972 which expires on 02/13/2021, and is not for resale.

User Notes:

(3BSADA54)

| A     | B                               | C          | D               |                                   | E           |                                            | F    | G                                              |           | H        | I    |                           |                              |
|-------|---------------------------------|------------|-----------------|-----------------------------------|-------------|--------------------------------------------|------|------------------------------------------------|-----------|----------|------|---------------------------|------------------------------|
|       |                                 |            | SCHEDULED VALUE | WORK COMPLETED                    |             | MATERIALS PRESENTLY STORED (NOT IN D OR E) |      | TOTAL COMPLETED AND STORED TO DATE (D + E + F) | % (G ÷ C) |          |      | BALANCE TO FINISH (C - G) | RETAINAGE (IF VARIABLE RATE) |
|       |                                 |            |                 | FROM PREVIOUS APPLICATION (D + E) | THIS PERIOD |                                            |      |                                                |           |          |      |                           |                              |
| 02.10 | Gates                           | 1,727.00   | 1,727.00        | 0.00                              | 0.00        | 0.00                                       | 0.00 | 1,727.00                                       | 100.00%   | 0.00     | 0.00 |                           |                              |
| 03.1  | Concrete                        | 343,382.00 | 309,543.00      | 33,839.00                         | 0.00        | 0.00                                       | 0.00 | 343,382.00                                     | 100.00%   | 0.00     | 0.00 |                           |                              |
| 03.2  | Polished Concrete               | 6,906.00   | 6,906.00        | 0.00                              | 0.00        | 0.00                                       | 0.00 | 6,906.00                                       | 100.00%   | 0.00     | 0.00 |                           |                              |
| 04.1  | Masonry                         | 115,331.00 | 115,331.00      | 0.00                              | 0.00        | 0.00                                       | 0.00 | 115,331.00                                     | 100.00%   | 0.00     | 0.00 |                           |                              |
| 05.1  | Steel Erection                  | 87,315.00  | 87,315.00       | 0.00                              | 0.00        | 0.00                                       | 0.00 | 87,315.00                                      | 100.00%   | 0.00     | 0.00 |                           |                              |
| 05.2  | Miscellaneous Steel             | 3,223.00   | 3,223.00        | 0.00                              | 0.00        | 0.00                                       | 0.00 | 3,223.00                                       | 100.00%   | 0.00     | 0.00 |                           |                              |
| 06.1  | Millwork                        | 46,030.00  | 46,030.00       | 0.00                              | 0.00        | 0.00                                       | 0.00 | 46,030.00                                      | 100.00%   | 0.00     | 0.00 |                           |                              |
| 07.1  | Waterproofing                   | 42,888.00  | 37,524.11       | 5,363.89                          | 0.00        | 0.00                                       | 0.00 | 42,888.00                                      | 100.00%   | 0.00     | 0.00 |                           |                              |
| 07.2  | Insulation                      | 35,594.00  | 35,594.00       | 0.00                              | 0.00        | 0.00                                       | 0.00 | 35,594.00                                      | 100.00%   | 0.00     | 0.00 |                           |                              |
| 07.3  | TPO Roofing                     | 16,920.00  | 16,920.00       | 0.00                              | 0.00        | 0.00                                       | 0.00 | 16,920.00                                      | 100.00%   | 0.00     | 0.00 |                           |                              |
| 08.1  | Doors & Frames                  | 31,734.00  | 31,734.00       | 0.00                              | 0.00        | 0.00                                       | 0.00 | 31,734.00                                      | 100.00%   | 0.00     | 0.00 |                           |                              |
| 08.2  | Overhead Doors                  | 25,726.00  | 25,726.00       | 0.00                              | 0.00        | 0.00                                       | 0.00 | 25,726.00                                      | 100.00%   | 0.00     | 0.00 |                           |                              |
| 08.3  | Storefronts                     | 65,117.00  | 65,117.00       | 0.00                              | 0.00        | 0.00                                       | 0.00 | 65,117.00                                      | 100.00%   | 0.00     | 0.00 |                           |                              |
| 09.1  | Gypsum Assemblies               | 132,181.00 | 132,181.00      | 0.00                              | 0.00        | 0.00                                       | 0.00 | 132,181.00                                     | 100.00%   | 0.00     | 0.00 |                           |                              |
| 09.2  | Flooring                        | 82,077.00  | 82,077.00       | 0.00                              | 0.00        | 0.00                                       | 0.00 | 82,077.00                                      | 100.00%   | 0.00     | 0.00 |                           |                              |
| 09.3  | Acoustical Ceilings             | 11,971.00  | 11,971.00       | 0.00                              | 0.00        | 0.00                                       | 0.00 | 11,971.00                                      | 100.00%   | 0.00     | 0.00 |                           |                              |
| 09.4  | Painting                        | 52,602.00  | 52,602.00       | 0.00                              | 0.00        | 0.00                                       | 0.00 | 52,602.00                                      | 100.00%   | 0.00     | 0.00 |                           |                              |
| 10.1  | Display Boards                  | 1,831.00   | 1,831.00        | 0.00                              | 0.00        | 0.00                                       | 0.00 | 1,831.00                                       | 100.00%   | 0.00     | 0.00 |                           |                              |
| 10.2  | Bollard Covers                  | 1,202.00   | 1,202.00        | 0.00                              | 0.00        | 0.00                                       | 0.00 | 1,202.00                                       | 100.00%   | 0.00     | 0.00 |                           |                              |
|       | Toilet Partitions & Accessories | 11,345.00  | 11,345.00       | 0.00                              | 0.00        | 0.00                                       | 0.00 | 11,345.00                                      | 100.00%   | 0.00     | 0.00 |                           |                              |
| 10.3  | Accessories                     | 11,345.00  | 11,345.00       | 0.00                              | 0.00        | 0.00                                       | 0.00 | 11,345.00                                      | 100.00%   | 0.00     | 0.00 |                           |                              |
| 10.4  | Flagpoles                       | 2,997.00   | 2,997.00        | 0.00                              | 0.00        | 0.00                                       | 0.00 | 2,997.00                                       | 100.00%   | 0.00     | 0.00 |                           |                              |
| 10.5  | Protective Covers               | 49,834.00  | 49,834.00       | 0.00                              | 0.00        | 0.00                                       | 0.00 | 49,834.00                                      | 100.00%   | 0.00     | 0.00 |                           |                              |
| 10.6  | Fire Cabinets                   | 1,652.00   | 1,652.00        | 0.00                              | 0.00        | 0.00                                       | 0.00 | 1,652.00                                       | 100.00%   | 0.00     | 0.00 |                           |                              |
| 11.1  | Appliances                      | 10,703.00  | 10,703.00       | 0.00                              | 0.00        | 0.00                                       | 0.00 | 10,703.00                                      | 100.00%   | 0.00     | 0.00 |                           |                              |
| 12.1  | Window Coverings                | 4,581.00   | 4,581.00        | 0.00                              | 0.00        | 0.00                                       | 0.00 | 4,581.00                                       | 100.00%   | 0.00     | 0.00 |                           |                              |
| 12.2  | Projection Screen               | 5,870.00   | 5,870.00        | 0.00                              | 0.00        | 0.00                                       | 0.00 | 5,870.00                                       | 100.00%   | 0.00     | 0.00 |                           |                              |
| 13.1  | PEMB                            | 177,712.00 | 177,712.00      | 0.00                              | 0.00        | 0.00                                       | 0.00 | 177,712.00                                     | 100.00%   | 0.00     | 0.00 |                           |                              |
| 13.2  | Fire Alarm                      | 17,171.00  | 14,717.19       | 0.00                              | 0.00        | 0.00                                       | 0.00 | 14,717.19                                      | 85.71%    | 2,453.81 | 0.00 |                           |                              |
| 13.3  | Fire Sprinkler                  | 44,016.00  | 44,016.00       | 0.00                              | 0.00        | 0.00                                       | 0.00 | 44,016.00                                      | 100.00%   | 0.00     | 0.00 |                           |                              |

AIA Document G703™ - 1992. Copyright © 1963, 1965, 1966, 1967, 1970, 1978, 1983 and 1992 by The American Institute of Architects. All rights reserved. WARNING: This AIA® Document is produced by U.S. Copyright, Law and International Trustees. Unauthorized reproduction or distribution of this AIA® Document, or any portion of it, may result in severe civil and criminal penalties, and will be prosecuted to the maximum extent possible under the law. This document was produced by AIA software at 15:26:05 ET on 03/24/2020 under Order No. 3126274972 which expires on 02/13/2021, and is not for resale.

User Notes:

(389ADA54)

| A     | B                       | C          | D                                 |                            | E                                          |                                                | F          | G         |                           | H         | I    |
|-------|-------------------------|------------|-----------------------------------|----------------------------|--------------------------------------------|------------------------------------------------|------------|-----------|---------------------------|-----------|------|
|       |                         |            | FROM PREVIOUS APPLICATION (D + E) | WORK COMPLETED THIS PERIOD | MATERIALS PRESENTLY STORED (NOT IN D OR E) | TOTAL COMPLETED AND STORED TO DATE (D + E + F) |            | % (G + C) | BALANCE TO FINISH (C - G) |           |      |
| 22.1  | Plumbing                | 234,236.00 | 234,236.00                        | 0.00                       | 0.00                                       | 0.00                                           | 234,236.00 | 100.00%   | 0.00                      | 0.00      | 0.00 |
| 23.1  | HVAC                    | 323,800.00 | 311,310.50                        | 0.00                       | 0.00                                       | 0.00                                           | 311,310.50 | 96.14%    | 12,489.50                 | 0.00      | 0.00 |
| 26.1  | Electrical              | 439,351.00 | 439,351.00                        | 0.00                       | 0.00                                       | 0.00                                           | 439,351.00 | 100.00%   | 0.00                      | 0.00      | 0.00 |
| 27.1  | Communication Cabling   | 26,847.00  | 26,847.00                         | 0.00                       | 0.00                                       | 0.00                                           | 26,847.00  | 100.00%   | 0.00                      | 0.00      | 0.00 |
|       | STATION 94              | 0.00       | 0.00                              | 0.00                       | 0.00                                       | 0.00                                           | 0.00       | 0.00%     | 0.00                      | 0.00      | 0.00 |
| 0.1   | OC Allowance            | 13,377.39  | 0.00                              | 0.00                       | 0.00                                       | 0.00                                           | 0.00       | 0.00%     | 0.00                      | 0.00      | 0.00 |
| 0.1a  | AER-OC-002              | 1,704.00   | 1,704.00                          | 0.00                       | 0.00                                       | 0.00                                           | 1,704.00   | 100.00%   | 0.00                      | 13,377.39 | 0.00 |
| 0.1b  | AER-OC-004              | 5,171.00   | 5,171.00                          | 0.00                       | 0.00                                       | 0.00                                           | 5,171.00   | 100.00%   | 0.00                      | 0.00      | 0.00 |
| 0.1c  | AER-OC-005              | -640.00    | -640.00                           | 0.00                       | 0.00                                       | 0.00                                           | -640.00    | 100.00%   | 0.00                      | 0.00      | 0.00 |
| 0.1d  | AER-OC-006              | 2,276.00   | 2,276.00                          | 0.00                       | 0.00                                       | 0.00                                           | 2,276.00   | 100.00%   | 0.00                      | 0.00      | 0.00 |
| 0.1e  | AER-OC-007              | 4,246.53   | 4,246.53                          | 0.00                       | 0.00                                       | 0.00                                           | 4,246.53   | 100.00%   | 0.00                      | 0.00      | 0.00 |
| 0.1f  | AER-OC-008              | 2,100.00   | 2,100.00                          | 0.00                       | 0.00                                       | 0.00                                           | 2,100.00   | 100.00%   | 0.00                      | 0.00      | 0.00 |
| 0.1g  | AER-OC-009              | 2,716.00   | 2,716.00                          | 0.00                       | 0.00                                       | 0.00                                           | 2,716.00   | 100.00%   | 0.00                      | 0.00      | 0.00 |
| 0.1h  | AER-OC-014              | -6,000.00  | -6,000.00                         | 0.00                       | 0.00                                       | 0.00                                           | -6,000.00  | 100.00%   | 0.00                      | 0.00      | 0.00 |
| 0.1i  | AER-OC-012 Partial      | 4,497.08   | 4,497.08                          | 0.00                       | 0.00                                       | 0.00                                           | 4,497.08   | 100.00%   | 0.00                      | 0.00      | 0.00 |
| 0.1j  | AER-OC-016              | 1,225.00   | 1,225.00                          | 0.00                       | 0.00                                       | 0.00                                           | 1,225.00   | 100.00%   | 0.00                      | 0.00      | 0.00 |
| 0.1k  | AER-OC-018              | 3,113.50   | 3,113.50                          | 0.00                       | 0.00                                       | 0.00                                           | 3,113.50   | 100.00%   | 0.00                      | 0.00      | 0.00 |
| 0.2   | Signage Allowance       | 13,614.95  | 0.00                              | 0.00                       | 0.00                                       | 0.00                                           | 0.00       | 0.00%     | 13,614.95                 | 0.00      | 0.00 |
| 0.2a  | AER-G-01                | 5,088.00   | 5,088.00                          | 0.00                       | 0.00                                       | 0.00                                           | 5,088.00   | 100.00%   | 0.00                      | 0.00      | 0.00 |
| 0.2b  | AER-DH-02 Partial       | 5,778.55   | 5,778.55                          | 0.00                       | 0.00                                       | 0.00                                           | 5,778.55   | 100.00%   | 0.00                      | 0.00      | 0.00 |
| 0.2c  | AER-G-02                | 518.50     | 518.50                            | 0.00                       | 0.00                                       | 0.00                                           | 518.50     | 100.00%   | 0.00                      | 0.00      | 0.00 |
| 0.3   | Hardware Allowance      | 0.00       | 0.00                              | 0.00                       | 0.00                                       | 0.00                                           | 0.00       | 0.00%     | 0.00                      | 0.00      | 0.00 |
| 0.3a  | AER-DH-01               | 32,388.00  | 32,388.00                         | 0.00                       | 0.00                                       | 0.00                                           | 32,388.00  | 100.00%   | 0.00                      | 0.00      | 0.00 |
| 0.3b  | AER-DH-02 Partial       | 17,612.00  | 17,612.00                         | 0.00                       | 0.00                                       | 0.00                                           | 17,612.00  | 100.00%   | 0.00                      | 0.00      | 0.00 |
| 0.4   | Smoke Testing Allowance | 2,500.00   | 0.00                              | 0.00                       | 0.00                                       | 0.00                                           | 0.00       | 0.00%     | 2,500.00                  | 0.00      | 0.00 |
| 0.5   | Landscape Bed Allowance | 5,000.00   | 0.00                              | 0.00                       | 0.00                                       | 0.00                                           | 0.00       | 0.00%     | 5,000.00                  | 0.00      | 0.00 |
| 01.01 | Supervision             | 65,105.00  | 65,105.00                         | 0.00                       | 0.00                                       | 0.00                                           | 65,105.00  | 100.00%   | 0.00                      | 0.00      | 0.00 |

AIA Document G703™ - 1992. Copyright © 1965, 1966, 1967, 1970, 1978, 1983 and 1992 by The American Institute of Architects. All rights reserved. WARNING: This AIA® Document is protected by U.S. Copyright Law and International Treaties. Unauthorized reproduction or distribution of this AIA® Document, or any portion of it, may result in severe civil and criminal penalties, and will be prosecuted to the maximum extent possible under the law. This document was produced by AIA software at 15:26:05 ET on 03/24/2020 under Order No. 3126274972 which expires on 02/13/2021, and is not for resale.

User Notes:

(3B9ADA54)



| A<br>ITEM<br>NO. | B<br>DESCRIPTION OF<br>WORK    | C<br>SCHEDULED<br>VALUE | D                                          |                               | E                                                       |              | F<br>MATERIALS<br>PRESENTLY<br>STORED<br>(NOT IN D OR E) | G              |      | H<br>BALANCE TO<br>FINISH<br>(C - G) | I<br>RETAINAGE<br>(IF VARIABLE<br>RATE) |
|------------------|--------------------------------|-------------------------|--------------------------------------------|-------------------------------|---------------------------------------------------------|--------------|----------------------------------------------------------|----------------|------|--------------------------------------|-----------------------------------------|
|                  |                                |                         | FROM<br>PREVIOUS<br>APPLICATION<br>(D + E) | WORK COMPLETED<br>THIS PERIOD | TOTAL<br>COMPLETED AND<br>STORED TO DATE<br>(D + E + F) | %<br>(G ÷ C) |                                                          |                |      |                                      |                                         |
|                  |                                |                         |                                            |                               |                                                         |              |                                                          | WORK COMPLETED |      |                                      |                                         |
| 01.02            | Temporary Facilities           | 9,508.00                | 9,508.00                                   | 0.00                          | 0.00                                                    | 0.00         | 9,508.00                                                 | 100.00%        | 0.00 | 0.00                                 |                                         |
| 01.03            | Construction Fence             | 2,417.00                | 2,417.00                                   | 0.00                          | 0.00                                                    | 0.00         | 2,417.00                                                 | 100.00%        | 0.00 | 0.00                                 |                                         |
| 01.04            | Dumpsters                      | 10,359.00               | 10,359.00                                  | 0.00                          | 0.00                                                    | 0.00         | 10,359.00                                                | 100.00%        | 0.00 | 0.00                                 |                                         |
| 01.05            | Mobilization                   | 2,400.00                | 2,400.00                                   | 0.00                          | 0.00                                                    | 0.00         | 2,400.00                                                 | 100.00%        | 0.00 | 0.00                                 |                                         |
| 01.06            | Surveying                      | 5,755.00                | 5,755.00                                   | 0.00                          | 0.00                                                    | 0.00         | 5,755.00                                                 | 100.00%        | 0.00 | 0.00                                 |                                         |
| 01.07            | Equipment Rental               | 3,914.00                | 3,914.00                                   | 0.00                          | 0.00                                                    | 0.00         | 3,914.00                                                 | 100.00%        | 0.00 | 0.00                                 |                                         |
| 01.08            | Final Clean                    | 3,119.00                | 3,119.00                                   | 0.00                          | 0.00                                                    | 0.00         | 3,119.00                                                 | 100.00%        | 0.00 | 0.00                                 |                                         |
| 01.09            | General Labor                  | 5,685.00                | 5,685.00                                   | 0.00                          | 0.00                                                    | 0.00         | 5,685.00                                                 | 100.00%        | 0.00 | 0.00                                 |                                         |
| 01.10            | Insurance                      | 36,925.00               | 36,925.00                                  | 0.00                          | 0.00                                                    | 0.00         | 36,925.00                                                | 100.00%        | 0.00 | 0.00                                 |                                         |
| 01.11            | Performance & Payment<br>Bonds | 35,107.00               | 35,107.00                                  | 0.00                          | 0.00                                                    | 0.00         | 35,107.00                                                | 100.00%        | 0.00 | 0.00                                 |                                         |
| 02.01            | Earthwork                      | 106,931.00              | 106,931.00                                 | 0.00                          | 0.00                                                    | 0.00         | 106,931.00                                               | 100.00%        | 0.00 | 0.00                                 |                                         |
| 02.02            | SWPPP                          | 4,604.00                | 4,604.00                                   | 0.00                          | 0.00                                                    | 0.00         | 4,604.00                                                 | 100.00%        | 0.00 | 0.00                                 |                                         |
| 02.03            | Utilities                      | 85,177.00               | 85,177.00                                  | 0.00                          | 0.00                                                    | 0.00         | 85,177.00                                                | 100.00%        | 0.00 | 0.00                                 |                                         |
| 02.04            | Fire Line                      | 47,883.00               | 47,883.00                                  | 0.00                          | 0.00                                                    | 0.00         | 47,883.00                                                | 100.00%        | 0.00 | 0.00                                 |                                         |
| 02.05            | Irrigation                     | 17,841.00               | 17,841.00                                  | 0.00                          | 0.00                                                    | 0.00         | 17,841.00                                                | 100.00%        | 0.00 | 0.00                                 |                                         |
| 02.06            | Landscaping                    | 25,895.00               | 25,895.00                                  | 0.00                          | 0.00                                                    | 0.00         | 25,895.00                                                | 100.00%        | 0.00 | 0.00                                 |                                         |
| 02.07            | Paving Specialties             | 3,396.00                | 3,396.00                                   | 0.00                          | 0.00                                                    | 0.00         | 3,396.00                                                 | 100.00%        | 0.00 | 0.00                                 |                                         |
| 02.08            | Gates                          | 1,727.00                | 1,727.00                                   | 0.00                          | 0.00                                                    | 0.00         | 1,727.00                                                 | 100.00%        | 0.00 | 0.00                                 |                                         |
| 03.1             | Concrete                       | 227,711.00              | 227,711.00                                 | 0.00                          | 0.00                                                    | 0.00         | 227,711.00                                               | 100.00%        | 0.00 | 0.00                                 |                                         |
| 03.2             | Polished Concrete              | 6,906.00                | 6,906.00                                   | 0.00                          | 0.00                                                    | 0.00         | 6,906.00                                                 | 100.00%        | 0.00 | 0.00                                 |                                         |
| 04.1             | Masonry                        | 115,331.00              | 115,331.00                                 | 0.00                          | 0.00                                                    | 0.00         | 115,331.00                                               | 100.00%        | 0.00 | 0.00                                 |                                         |
| 05.1             | Steel Erection                 | 87,315.00               | 87,315.00                                  | 0.00                          | 0.00                                                    | 0.00         | 87,315.00                                                | 100.00%        | 0.00 | 0.00                                 |                                         |
| 05.2             | Miscellaneous Steel            | 3,223.00                | 3,223.00                                   | 0.00                          | 0.00                                                    | 0.00         | 3,223.00                                                 | 100.00%        | 0.00 | 0.00                                 |                                         |
| 06.1             | Millwork                       | 46,030.00               | 46,030.00                                  | 0.00                          | 0.00                                                    | 0.00         | 46,030.00                                                | 100.00%        | 0.00 | 0.00                                 |                                         |
| 07.1             | Waterproofing                  | 42,888.00               | 42,888.00                                  | 0.00                          | 0.00                                                    | 0.00         | 42,888.00                                                | 100.00%        | 0.00 | 0.00                                 |                                         |
| 07.2             | Insulation                     | 35,594.00               | 35,594.00                                  | 0.00                          | 0.00                                                    | 0.00         | 35,594.00                                                | 100.00%        | 0.00 | 0.00                                 |                                         |
| 07.3             | TPO Roofing                    | 16,920.00               | 16,920.00                                  | 0.00                          | 0.00                                                    | 0.00         | 16,920.00                                                | 100.00%        | 0.00 | 0.00                                 |                                         |
| 08.1             | Doors & Frames                 | 31,734.00               | 31,734.00                                  | 0.00                          | 0.00                                                    | 0.00         | 31,734.00                                                | 100.00%        | 0.00 | 0.00                                 |                                         |
| 08.2             | OH Doors                       | 25,726.00               | 25,726.00                                  | 0.00                          | 0.00                                                    | 0.00         | 25,726.00                                                | 100.00%        | 0.00 | 0.00                                 |                                         |

AIA Document G703™ - 1992. Copyright © 1963, 1965, 1966, 1967, 1970, 1976, 1983 and 1992 by The American Institute of Architects. All rights reserved. This AIA® Document is protected by U.S. Copyright Law and International Treaties. Unauthorized reproduction or distribution of this AIA® Document, or any portion of it, may result in severe civil and criminal penalties, and will be prosecuted to the maximum extent possible under the law. This document was produced by AIA software at 15:26:05 ET on 03/24/2020 under Order No. 3126274972 which expires on 02/13/2021, and is not for resale.

User Notes:

(389ADA54)

| A<br>ITEM<br>NO. | B<br>DESCRIPTION OF<br>WORK        | C<br>SCHEDULED<br>VALUE | D<br>WORK COMPLETED                        |                     | E<br>THIS PERIOD | F<br>MATERIALS<br>PRESENTLY<br>STORED<br>(NOT IN D OR E) | G                                                       |               | H<br>BALANCE TO<br>FINISH<br>(C - G) | I<br>RETAINAGE<br>(IF VARIABLE<br>RATE) |
|------------------|------------------------------------|-------------------------|--------------------------------------------|---------------------|------------------|----------------------------------------------------------|---------------------------------------------------------|---------------|--------------------------------------|-----------------------------------------|
|                  |                                    |                         | FROM<br>PREVIOUS<br>APPLICATION<br>(D + E) | THIS PERIOD         |                  |                                                          | TOTAL<br>COMPLETED AND<br>STORED TO DATE<br>(D + E + F) | %<br>(G + C)  |                                      |                                         |
| 08.3             | Storefronts                        | 65,117.00               | 65,117.00                                  | 0.00                | 0.00             | 0.00                                                     | 65,117.00                                               | 100.00%       | 0.00                                 | 0.00                                    |
| 09.1             | Gypsum Assemblies                  | 132,181.00              | 132,181.00                                 | 0.00                | 0.00             | 0.00                                                     | 132,181.00                                              | 100.00%       | 0.00                                 | 0.00                                    |
| 09.2             | Flooring                           | 82,077.00               | 82,077.00                                  | 0.00                | 0.00             | 0.00                                                     | 82,077.00                                               | 100.00%       | 0.00                                 | 0.00                                    |
| 09.3             | Acoustical Ceilings                | 11,971.00               | 11,971.00                                  | 0.00                | 0.00             | 0.00                                                     | 11,971.00                                               | 100.00%       | 0.00                                 | 0.00                                    |
| 09.4             | Painting                           | 52,602.00               | 52,602.00                                  | 0.00                | 0.00             | 0.00                                                     | 52,602.00                                               | 100.00%       | 0.00                                 | 0.00                                    |
| 10.1             | Display Boards                     | 1,831.00                | 1,831.00                                   | 0.00                | 0.00             | 0.00                                                     | 1,831.00                                                | 100.00%       | 0.00                                 | 0.00                                    |
| 10.2             | Bollard Covers                     | 1,202.00                | 1,202.00                                   | 0.00                | 0.00             | 0.00                                                     | 1,202.00                                                | 100.00%       | 0.00                                 | 0.00                                    |
|                  | Toilet Partitions &<br>Accessories | 11,345.00               | 11,345.00                                  | 0.00                | 0.00             | 0.00                                                     | 11,345.00                                               | 100.00%       | 0.00                                 | 0.00                                    |
| 10.4             | Flagpoles                          | 2,997.00                | 2,997.00                                   | 0.00                | 0.00             | 0.00                                                     | 2,997.00                                                | 100.00%       | 0.00                                 | 0.00                                    |
| 10.5             | Protective Covers                  | 49,834.00               | 49,834.00                                  | 0.00                | 0.00             | 0.00                                                     | 49,834.00                                               | 100.00%       | 0.00                                 | 0.00                                    |
| 10.6             | Fire Cabinets                      | 1,652.00                | 1,652.00                                   | 0.00                | 0.00             | 0.00                                                     | 1,652.00                                                | 100.00%       | 0.00                                 | 0.00                                    |
| 11.1             | Appliances                         | 10,703.00               | 10,703.00                                  | 0.00                | 0.00             | 0.00                                                     | 10,703.00                                               | 100.00%       | 0.00                                 | 0.00                                    |
| 12.1             | Window Coverings                   | 4,581.00                | 4,581.00                                   | 0.00                | 0.00             | 0.00                                                     | 4,581.00                                                | 100.00%       | 0.00                                 | 0.00                                    |
| 12.2             | Projection Screen                  | 5,870.00                | 5,870.00                                   | 0.00                | 0.00             | 0.00                                                     | 5,870.00                                                | 100.00%       | 0.00                                 | 0.00                                    |
| 13.1             | PEMB                               | 177,712.00              | 177,712.00                                 | 0.00                | 0.00             | 0.00                                                     | 177,712.00                                              | 100.00%       | 0.00                                 | 0.00                                    |
| 13.2             | Fire Alarm                         | 17,171.00               | 17,171.00                                  | 0.00                | 0.00             | 0.00                                                     | 17,171.00                                               | 100.00%       | 0.00                                 | 0.00                                    |
| 13.3             | Fire Sprinkler                     | 44,016.00               | 44,016.00                                  | 0.00                | 0.00             | 0.00                                                     | 44,016.00                                               | 100.00%       | 0.00                                 | 0.00                                    |
| 22.1             | Plumbing                           | 234,236.00              | 234,236.00                                 | 0.00                | 0.00             | 0.00                                                     | 234,236.00                                              | 100.00%       | 0.00                                 | 0.00                                    |
| 23.1             | HVAC                               | 308,920.00              | 286,145.30                                 | 0.00                | 0.00             | 0.00                                                     | 286,145.30                                              | 92.63%        | 22,774.70                            | 0.00                                    |
| 26.1             | Electrical                         | 315,588.00              | 315,588.00                                 | 0.00                | 0.00             | 0.00                                                     | 315,588.00                                              | 100.00%       | 0.00                                 | 0.00                                    |
| 27.1             | Communication Cabling              | 26,847.00               | 26,847.00                                  | 0.00                | 0.00             | 0.00                                                     | 26,847.00                                               | 100.00%       | 0.00                                 | 0.00                                    |
|                  | <b>GRAND TOTAL</b>                 | <b>\$6,178,460.00</b>   | <b>\$5,942,577.31</b>                      | <b>\$101,766.21</b> | <b>\$0.00</b>    | <b>\$6,044,343.52</b>                                    | <b>\$134,116.48</b>                                     | <b>97.83%</b> | <b>\$0.00</b>                        | <b>\$0.00</b>                           |

AIA Document G703™ - 1992. Copyright © 1963, 1965, 1967, 1970, 1978, 1983 and 1982 by The American Institute of Architects. All rights reserved. WARNING: This AIA® Document is protected by U.S. Copyright Law and International Treaties. Unauthorized reproduction or distribution of this AIA® Document, or any portion of it, may result in severe civil and criminal penalties, and will be prosecuted to the maximum extent possible under the law. This document was produced by AIA software at 15:26:05 ET on 03/24/2020 under Order No. 3126274972 which expires on 02/13/2021, and is not for resale.

User Notes:

(399AD454)

Harris County ESD #1  
EMS Stations 92 & 94  
Pay Application #21 Station Totals  
March 24, 2020

**Station 92:**

|                          |                       |
|--------------------------|-----------------------|
| <b>Total Value</b>       | <b>\$3,390,594.50</b> |
| <b>Invoiced to Date</b>  | <b>3,313,745.06</b>   |
| <b>Percent Complete</b>  | <b>98.00%</b>         |
| <b>Balance to Finish</b> | <b>\$ 76,849.44</b>   |

**Station 94:**

|                          |                       |
|--------------------------|-----------------------|
| <b>Total Value</b>       | <b>\$2,787,865.50</b> |
| <b>Invoiced to Date</b>  | <b>2,730,598.47</b>   |
| <b>Percent Complete</b>  | <b>98.00%</b>         |
| <b>Balance to Finish</b> | <b>\$ 57,267.03</b>   |

## Conditional Waiver & Release Upon Partial Payment

Whereas, the undersigned **Construction Masters of Houston, Inc.** has performed work or furnished materials for improvement to property known as **Harris County ESD #1, EMS Stations 92 & 94**, located in the city of Houston, state of Texas.

The undersigned further certifies that all labor and materials furnished by the undersigned in connection with the above named project has been paid in full and agrees to indemnify and save harmless the said Owner, **Harris County ESD #1**, against all loss, damages, cost or expense of any character whatsoever that may arise by reason of claims for labor or unpaid material used in connection with said improvements. When the check has been properly endorsed, and has been paid by the bank upon which it is drawn, this document shall become effective to release pro tanto, any mechanic's lien, stop notice or bond right the undersigned has on the job.

Signed, Sealed and Delivered This 24<sup>th</sup> Day of March, 2020

**Construction Masters of Houston, Inc.**


By: \_\_\_\_\_

Title: **President**

State of Texas }  
County of Brazoria }

Before me, the undersigned authority, on this day appeared **Justin Davis**, a person known to me, who upon being placed under oath, stated that he read and signed the foregoing instrument for the purposes and consideration therein stated and as the act and deed of **Construction Masters of Houston, Inc.** and further stated that each statement therein is within his knowledge and is true and correct.

Sworn and subscribed to before me on the 24<sup>th</sup> day of March, 2020.



Marjorie Carns  
Notary Public in and for Brazoria County, Texas  
My commission expires: 9/26/21



**APPROVED**  
 Document approved by Harris County ESD-1  
 Board of Commissioners  
 By a Majority Vote  
 on 3-31-20 (Date)

P.O. Box 1587 – Pearland, Texas 77588 – 281/997-2640 ext. 281 / 485-4702 Secretary of ESD-1

Allowance Expenditure Authorization – Contingency Allowance

Project: HCESD No 1 – EMS 92 & 94  
 Date: 11/7/19  
 Request No: AER-OC-27

Construction Masters is proposing to make the following changes to the **Contingency** Allowance:  
 Description: Add 19 addition plugs and data under raised floor in call center.

| Item                                                            | Cost        |
|-----------------------------------------------------------------|-------------|
| Electrical                                                      | \$ 5,510.00 |
| Data                                                            | \$ 1,828.76 |
| Grommets                                                        | \$ 264.24   |
| 3" coring                                                       | \$ 950.00   |
|                                                                 |             |
|                                                                 |             |
|                                                                 |             |
| Total                                                           | \$ 8,553.00 |
| If approved, the allowance balance will decrease by this amount | \$ 8,553.00 |

This is not a change order and does not increase the contract amount.

Scope:

Install Labor and material to install the following.

19 – Quad receptacles connecting to existing circuits use MC cable. Mounted to foundation under raised floor.

19 data drops with standard faceplate mounted to foundation under raised floor.

19 – Grommet rings with 3” core thru raised floor.

Approvals

*J. H. de*  
 Owner

\_\_\_\_\_  
 Architect/ Engineer/ Designer



Date: November 7, 2019  
To: Construction Masters  
Attn: Dennis Busby

EMS 94

**Per walk thru provide labor and material for the following:**

1. 19- Quad receptacles mounted under the raised floor in 1900 boxes. \$250.00 each.  
Connect receptacles to existing circuits using MC Cable.
2. 19 – Single gang boxes only mounted to slab for data drops \$40.00 each

**Total labor and materials:----- \$ 5,510.00**

Respectfully,  
*Luke Ditta*

**EXCLUSIONS: UNLESS SPECIFIED**

Break out or pour back of concrete, red concrete, saw cutting. Furnishing of telephone, fire alarm, TV systems, security alarm, sound data or computer systems.

PLEASE UPDATE OUR ACCOUNT WITH  
THE NEW ADDRESS BELOW



23503 W Hardy Rd  
Spring, Texas 77373

Phone # 281-350-6800  
Fax # 281-350-6802

# Estimate

| Date      | Estimate # |
|-----------|------------|
| 11/5/2019 | 2579       |

|                                                                                              |
|----------------------------------------------------------------------------------------------|
| <b>Customer</b>                                                                              |
| Construction Masters of Houston, Inc.<br>Justin Davis<br>P.O. Box 1587<br>Pearland, Tx 77588 |

| Rep | Job # | Project |
|-----|-------|---------|
|     |       | EMS 94  |

| Item                  | Description                                                                                                        | Qty          | Cost            | Total             |
|-----------------------|--------------------------------------------------------------------------------------------------------------------|--------------|-----------------|-------------------|
| UNJ600-Blue           | Telecommunication<br>Uniprise Modular Jack, RJ45, category 6, T568A/T568B,<br>unshielded, without dust cover, Blue | 19           | 5.69            | 108.11T           |
| 108168543             | Commscope 4 Port Faceplate-White                                                                                   | 5            | 1.55            | 7.75T             |
| 8773614/10            | 1000' Cat6 Cable, 6504 blue                                                                                        | 2            | 256.45          | 512.90T           |
| Professional Servi... | Installation of 19 additional cables in the Call Center                                                            | 1            | 1,200.00        | 1,200.00T         |
| <del>760072207</del>  | <del>Optional Stainless Steel Faceplate<br/>4 Port Stainless Steel Faceplate with Label Window<br/>Commscope</del> | <del>5</del> | <del>6.30</del> | <del>31.50T</del> |

|                                                               |                         |                           |
|---------------------------------------------------------------|-------------------------|---------------------------|
| Thank you for the opportunity to quote your upcoming project! | <b>Subtotal</b>         | \$1,828.76<br>—\$1,860.26 |
| <b>Signature</b> _____                                        | <b>Sales Tax (0.0%)</b> | \$0.00                    |
|                                                               | <b>Total</b>            | \$1,828.76<br>—\$1,860.26 |

Cart Total: \$286.04 (Includes Shipping & Tax)

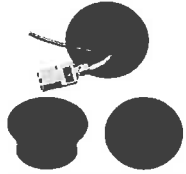
Home

Shop

My Account

Account Settings

Product



Floor Access Grommet - FG3

**3 inch Floor Grommet**  
SKU: DMC-FG3-90  
Color: Black [(\$2.63)]

Unit Price

\$9.25

Quantity

25

Sub Total

\$231.25

[Remove](#)

ENTER ANY SPECIAL INSTRUCTIONS OR NOTES ABOUT THIS ORDER:

SUMMARY

Subtotal: \$231.25

Shipping: \$32.99

~~Sales Tax: \$21.80~~

Total: ~~\$286.04~~ \$264.24

SHIPPING ESTIMATE

77588

- UPS 3-Day Select \$32.99
- UPS Ground \$35.00
- UPS 2nd Day Air \$47.99
- UPS Next Day Air Saver \$90.99
- UPS Next Day Air \$100.99
- UPS Next Day Air Early AM \$211.99

OR CHECKOUT WITH ...

Check out with **PayPal**

FREE 3RD-DAY RETURN



APPLY DISCOUNT CODE V

**100%\***  
Money Back  
Guarantee



**PCI**  
Compliant

- › [Shipping Terms](#)
- › [Terms and Conditions](#)
- › [Our Return Policy](#)
- › [Your Privacy and Security](#)

CUSTOMERS ALSO LIKED THESE ITEMS



FSR RFL-AV 3 + 1 Gang Box with...  
\$306.45



FSR FL-500P Back Box - 6 in De...  
\$173.86



5 inch Floor Grommet  
\$15.93



1in - Plastic Grommet Set  
\$4.83







P.O. Box 1587 – Pearland, Texas 77588 – 281/997-2640 – Fax: 281 / 485-4702

Allowance Expenditure Authorization – Contingency Allowance

Project: HCESD No 1 – EMS 92 & 94  
Date: 1/13/20  
Request No: AER-OC-28

Construction Masters is proposing to make the following changes to the **Contingency Allowance**:  
Description: Add power to 6 access control boxes at each location. Plans did not include power at these locations.

| Item                                                            | Cost        |
|-----------------------------------------------------------------|-------------|
| Station 92 Electrical                                           | \$ 1,500.00 |
| Station 94 Electrical                                           | \$ 1,500.00 |
|                                                                 |             |
|                                                                 |             |
|                                                                 |             |
|                                                                 |             |
| Total                                                           | \$ 3,000.00 |
| If approved, the allowance balance will decrease by this amount | \$ 3,000.00 |

This is not a change order and does not increase the contract amount.  
Scope:

Approvals

Owner 

Architect/ Engineer/ Designer

**APPROVED**  
Document approved by Harris County ESD-1  
Board of Commissioners  
By a Majority Vote  
on 3-31-20 (Date)  
 President of ESD-1       Secretary of ESD-1





P.O. Box 1587 – Pearland, Texas 77588 – 281/997-2640 – Fax: 281 / 485-4702

Allowance Expenditure Authorization – Contingency Allowance

Project: HCESD No 1 – EMS 92 & 94  
Date: 3/3/20  
Request No: AER-OC-29

Construction Masters is proposing to make the following changes to the **Contingency Allowance**:  
Description: Fire station fence rental. Our site and building were secure at the end of August. We were required to take over payments (From Gamma’s fence rental) of a fence separating the EMS facility and Fire Station until the FS installed a permanent fence. Those additional fees are passed on below.

| Item                                                            | Cost        |
|-----------------------------------------------------------------|-------------|
| Fence Rental Transfer and pickup                                | \$ 811.88   |
| Fence Rental 12/1 to 12/31                                      | \$ 163.13   |
| Fence Rental 11/1 - 11/31                                       | \$ 163.13   |
| Fence Rental 10/1 - 10/31                                       | \$ 163.13   |
| Fence Rental 9/1 - 1/31                                         | \$ 163.13   |
|                                                                 |             |
| Total                                                           | \$ 1,464.40 |
| If approved, the allowance balance will decrease by this amount | \$ 1,464.40 |

This is not a change order and does not increase the contract amount.  
Scope:

Approvals

\_\_\_\_\_  
Owner

\_\_\_\_\_  
Architect/ Engineer/ Designer

**APPROVED**  
 Document approved by Harris County ESD-1  
 Board of Commissioners  
 By a Majority Vote  
 on 3-31-20 (Date)  
 \_\_\_\_\_  
 President of ESD-1      Secretary of ESD-1



**HCESD No 1 Monthly Financial Report Summary  
March Board Meeting  
Tuesday, March 31, 2020**

At the beginning of February, the Harris County Emergency Services District No 1 (HCESD No 1) beginning Operating Fund Balance was \$20,816,991. During the month, HCESD No 1 received \$4,427,161 in revenue – the majority of which came from the county tax receipts. HCESD No 1 processed \$1,418,290 in disbursements during the month. 94% of this balance is a payment to HCEC for the monthly invoices related to Contract Revenue (\$1,208,609) and to Construction Masters of Houston for the Pay App Request (\$129,379). The ending balance as of February 29, 2020 is \$23,825,862.

The invoices pending board approval total \$1,794,337. See page 3 for “Unpaid Bills Detail” report.

**APPROVED**  
Document approved by Harris County ESD-1  
Board of Commissioners  
By a Majority Vote  
on 3-31-20 (Date)  
  
\_\_\_\_\_  
President of ESD-1      Secretary of ESD-1

**Harris County ESD No 1  
General Operating Fund  
As of February 29, 2020**

**General Operating Fund**

**BEGINNING BALANCE:** 20,816,990.90

**REVENUE**

|                      |              |                     |
|----------------------|--------------|---------------------|
| Deposits             |              |                     |
| Deposits             | 4,400,596.83 | Tax Revenue         |
| Interest             | 79.68        | Savings Interest    |
| Interest             | 26,484.62    | TX Class Interest   |
| <b>Total Revenue</b> |              | <b>4,427,161.13</b> |

**DISBURSEMENTS**

|                            |                                |              |                            |
|----------------------------|--------------------------------|--------------|----------------------------|
| EFT                        | Chase                          | 12.00        | Bank Service Chg           |
| 15911                      | Radcliffe Bobbitt Adams        | 3,340.13     | Election Costs             |
| 15902                      | Caryn Papantonakis             | 6,000.00     | Legal Fees                 |
| 15907                      | HCEC                           | 1,208,608.81 | Monthly Reimbursement      |
| 15906                      | Fred Scibuola                  | 1,200.00     | Commissioner Reimbursement |
| 15905                      | DeLage Laden Public Finance    | 36,939.53    | Monthly Loan               |
| 15910                      | Oak Interactive                | 450.00       | Website Maintenance        |
| 15904                      | Construction Masters of Houstc | 129,378.60   | Pay App                    |
| 15885                      | Shirley Reed                   | 2,047.18     | Commissioner Reimbursement |
| 15909                      | Martinez Architects            | 6,454.25     | HOA Fees                   |
| 15908                      | Joiner Architects Inc          | 3,130.00     | EMS Station                |
| 15903                      | Chase Card                     | 1,275.00     | Insurance                  |
| 15887                      | The Morton Acct. Serv          | 4,161.86     | Accounting Services        |
| 15901                      | AGCM Inc.                      | 15,292.26    | Project Management         |
| <b>Total Disbursements</b> |                                |              | <b>1,418,289.62</b>        |

**ENDING BALANCE:** **23,825,862.41**

**2/29/2020**

| <b>LOCATION OF ASSETS</b>    | <b>Interest Rate</b> | <b>Balance</b>       |
|------------------------------|----------------------|----------------------|
| Chase Operating              |                      | 232,224.88           |
| Chase Savings                | 0.1800%              | 345,140.44           |
| Texas Class                  | 1.6100%              | 23,248,497.09        |
| <b>Total Account Balance</b> |                      | <b>23,825,862.41</b> |

**Harris County ESD No. 1 - GOF**  
**Unpaid Bills Detail**  
 As of March 25, 2020

| Type                                          | Date       | Num             | Memo                                             | Due Date   | Open Balance        |
|-----------------------------------------------|------------|-----------------|--------------------------------------------------|------------|---------------------|
| <b>Caryn Papantonakis</b>                     |            |                 |                                                  |            |                     |
| Bill                                          | 03/11/2020 |                 | Legal Fees                                       | 03/21/2020 | 6,000.00            |
| Total Caryn Papantonakis                      |            |                 |                                                  |            | 6,000.00            |
| <b>Chase Card Services</b>                    |            |                 |                                                  |            |                     |
| Bill                                          | 03/16/2020 | Feb/Mar 10      | Acct x7714                                       | 03/26/2020 | 2,955.20            |
| Total Chase Card Services                     |            |                 |                                                  |            | 2,955.20            |
| <b>Construction Masters of Houston, Inc.</b>  |            |                 |                                                  |            |                     |
| Bill                                          | 02/29/2020 | Pay Request 20  | Pay Request 20 - Total Contract \$6,178,460      | 03/10/2020 | 95,124.45           |
| Total Construction Masters of Houston, Inc.   |            |                 |                                                  |            | 95,124.45           |
| <b>De Lage Laden Public Finance</b>           |            |                 |                                                  |            |                     |
| Bill                                          | 02/22/2020 | 66978372        | Building Note - Monthly                          | 03/03/2020 | 36,939.53           |
| Total De Lage Laden Public Finance            |            |                 |                                                  |            | 36,939.53           |
| <b>Fred A Scibuola</b>                        |            |                 |                                                  |            |                     |
| Bill                                          | 03/16/2020 | Feb Reimb       | Feb 20 - March 16, 2020 Reimbursement            | 03/26/2020 | 842.58              |
| Total Fred A Scibuola                         |            |                 |                                                  |            | 842.58              |
| <b>Harris County Appraisal District</b>       |            |                 |                                                  |            |                     |
| Bill                                          | 03/24/2020 | PSI20000624     | 2nd Quarter 2020 Assessment                      | 04/03/2020 | 33,893.00           |
| Total Harris County Appraisal District        |            |                 |                                                  |            | 33,893.00           |
| <b>HCEC</b>                                   |            |                 |                                                  |            |                     |
| Bill                                          | 02/29/2020 | 2095            | February 2020                                    | 03/10/2020 | 1,219,448.00        |
| Total HCEC                                    |            |                 |                                                  |            | 1,219,448.00        |
| <b>Interbelt North Business Owner's Asso.</b> |            |                 |                                                  |            |                     |
| Bill                                          | 02/29/2020 | 2019 Assessment | Acct #314573 Annual Dues 2019                    | 03/10/2020 | 32.09               |
| Total Interbelt North Business Owner's Asso.  |            |                 |                                                  |            | 32.09               |
| <b>Oak Interactive, LLC</b>                   |            |                 |                                                  |            |                     |
| Bill                                          | 02/29/2020 | 12595           | Monthly Website Maintenance                      | 03/10/2020 | 450.00              |
| Total Oak Interactive, LLC                    |            |                 |                                                  |            | 450.00              |
| <b>Radcliffe Bobbitt Adams Polley</b>         |            |                 |                                                  |            |                     |
| Bill                                          | 02/29/2020 | 209454          | Legal - Election and Litigation                  | 03/10/2020 | 1,316.27            |
| Total Radcliffe Bobbitt Adams Polley          |            |                 |                                                  |            | 1,316.27            |
| <b>Shirley Reed</b>                           |            |                 |                                                  |            |                     |
| Bill                                          | 03/24/2020 | Reimb Mar 17    | Reimbursement Request Feb 22 - Feb 26, 2020      | 04/03/2020 | 600.00              |
| Total Shirley Reed                            |            |                 |                                                  |            | 600.00              |
| <b>Stryker Medical Corp</b>                   |            |                 |                                                  |            |                     |
| Bill                                          | 03/25/2020 |                 | Equipment Payment - Acct 276408 LIFEPAK Monitors | 04/04/2020 | 392,464.75          |
| Total Stryker Medical Corp                    |            |                 |                                                  |            | 392,464.75          |
| <b>The Morton Accounting Services</b>         |            |                 |                                                  |            |                     |
| Bill                                          | 02/29/2020 | 2035            | February CPA Services                            | 03/10/2020 | 4,271.24            |
| Total The Morton Accounting Services          |            |                 |                                                  |            | 4,271.24            |
| <b>TOTAL</b>                                  |            |                 |                                                  |            | <b>1,794,337.11</b> |

**Harris County ESD No. 1 - GOF**  
**Profit & Loss Budget vs. Actual**  
 January through February 2020

|                                                 | Jan - Feb 20        | Budget               | \$ Over Budget      | % of Budget    |
|-------------------------------------------------|---------------------|----------------------|---------------------|----------------|
| <b>Ordinary Income/Expense</b>                  |                     |                      |                     |                |
| <b>Income</b>                                   |                     |                      |                     |                |
| <b>41000 · Service Revenue</b>                  |                     |                      |                     |                |
| 41100 · HCEC Ambulance Lease Revenue            | 14,000.00           | 84,000.00            | -70,000.00          | 16.7%          |
| 41200 · HCEC Property Lease Revenue             | 91,106.00           | 546,636.00           | -455,530.00         | 16.7%          |
| <b>Total 41000 · Service Revenue</b>            | 105,106.00          | 630,636.00           | -525,530.00         | 16.7%          |
| <b>42000 · Tax Revenues</b>                     |                     |                      |                     |                |
| 42100 · Penalty & Interest                      | 34,215.16           | 200,000.00           | -165,784.84         | 17.1%          |
| 42300 · Tax Revenue                             | 5,894,560.39        | 17,734,534.00        | -11,839,973.61      | 33.2%          |
| <b>Total 42000 · Tax Revenues</b>               | 5,928,775.55        | 17,934,534.00        | -12,005,758.45      | 33.1%          |
| <b>43000 · Other Income</b>                     |                     |                      |                     |                |
| 43100 · Miscellaneous Income                    | 9,579.70            | 2,000.00             | 7,579.70            | 479.0%         |
| 43150 · Proceeds from Sale of Asset             | 0.00                | 2,000.00             | -2,000.00           | 0.0%           |
| 43200 · Donations & Contributions               | 0.00                | 8,400.00             | -8,400.00           | 0.0%           |
| 43550 · Interest Earned on Checking             | 19,612.28           | 350,000.00           | -330,387.72         | 5.6%           |
| 43700 · Interest Earned on Temp. Invest         | 26,564.30           |                      |                     |                |
| <b>Total 43000 · Other Income</b>               | 55,756.28           | 362,400.00           | -306,643.72         | 15.4%          |
| <b>Total Income</b>                             | 6,089,637.83        | 18,927,570.00        | -12,837,932.17      | 32.2%          |
| <b>Gross Profit</b>                             | 6,089,637.83        | 18,927,570.00        | -12,837,932.17      | 32.2%          |
| <b>Expense</b>                                  |                     |                      |                     |                |
| 143502 · Commissions Paid from Levy             | 35,342.89           | 90,000.00            | -54,657.11          | 39.3%          |
| 170000 · Capital Purchases                      | 0.00                | 2,550,000.00         | -2,550,000.00       | 0.0%           |
| 50000 · Commissioner Salaries and Wages         | 3,247.18            | 36,000.00            | -32,752.82          | 9.0%           |
| 51000 · HCEC Program Expense                    | 2,470,445.00        | 17,217,152.64        | -14,746,707.64      | 14.3%          |
| 52000 · Contract Services (DNU)                 |                     |                      |                     |                |
| 52100 · Accounting Fees                         | 8,321.13            | 45,000.00            | -36,678.87          | 18.5%          |
| 52200 · Audit Fees                              | 0.00                | 18,000.00            | -18,000.00          | 0.0%           |
| 52300 · Legal Fees                              | 12,000.00           | 72,000.00            | -60,000.00          | 16.7%          |
| 52350 · Outside Contract Services               | 15,292.26           | 200,000.00           | -184,707.74         | 7.6%           |
| 52550 · Election Expense                        | 4,656.40            | 7,000.00             | -2,343.60           | 66.5%          |
| <b>Total 52000 · Contract Services (DNU)</b>    | 40,269.79           | 342,000.00           | -301,730.21         | 11.8%          |
| 53000 · Operations (DNU)                        |                     |                      |                     |                |
| 53100 · Banking Fees                            | 24.00               | 230.00               | -206.00             | 10.4%          |
| 53150 · Dues & Subscriptions                    | 932.09              | 8,000.00             | -7,067.91           | 11.7%          |
| 53200 · Postage                                 | 34.95               | 450.00               | -415.05             | 7.8%           |
| 53300 · Printing & Copying                      | 29.29               | 300.00               | -270.71             | 9.8%           |
| 53350 · Legal Notices & Filing Fees             | 0.00                | 20,000.00            | -20,000.00          | 0.0%           |
| 53400 · Office Supplies                         | 47.73               | 2,000.00             | -1,952.27           | 2.4%           |
| <b>Total 53000 · Operations (DNU)</b>           | 1,068.06            | 30,980.00            | -29,911.94          | 3.4%           |
| 54000 · General and Admin Expenses              |                     |                      |                     |                |
| 54150 · Insurance - Gen Liab-Err & Omis         | 52,344.00           | 27,500.00            | 24,844.00           | 190.3%         |
| 54200 · Insurance - Treasurer's Bond            | 0.00                | 600.00               | -600.00             | 0.0%           |
| 54300 · Other Costs (Contingency Funds)         | 0.00                | 15,000.00            | -15,000.00          | 0.0%           |
| 54400 · HCAD Qtr Expenses                       | 0.00                | 122,000.00           | -122,000.00         | 0.0%           |
| 54450 · Depreciation Expense                    | 0.00                | 500,000.00           | -500,000.00         | 0.0%           |
| 54600 · Travel & Meetings                       | 0.00                | 4,000.00             | -4,000.00           | 0.0%           |
| 54650 · Conference, Conven & Meetings           | 1,275.00            | 6,000.00             | -4,725.00           | 21.3%          |
| 54700 · Travel/Lodging                          | 0.00                | 5,000.00             | -5,000.00           | 0.0%           |
| <b>Total 54000 · General and Admin Expenses</b> | 53,619.00           | 680,100.00           | -626,481.00         | 7.9%           |
| 60000 · Interest Expense                        | 19,624.25           | 290,545.36           | -270,921.11         | 6.8%           |
| <b>Total Expense</b>                            | 2,623,616.17        | 21,236,778.00        | -18,613,161.83      | 12.4%          |
| <b>Net Ordinary Income</b>                      | 3,466,021.66        | -2,309,208.00        | 5,775,229.66        | -150.1%        |
| <b>Net Income</b>                               | <b>3,466,021.66</b> | <b>-2,309,208.00</b> | <b>5,775,229.66</b> | <b>-150.1%</b> |

## Harris County ESD No. 1 - GOF Balance Sheet Prev Year Comparison As of February 29, 2020

|                                                | Feb 29, 20           | Feb 28, 19           | \$ Change            | % Change      |
|------------------------------------------------|----------------------|----------------------|----------------------|---------------|
| <b>ASSETS</b>                                  |                      |                      |                      |               |
| <b>Current Assets</b>                          |                      |                      |                      |               |
| <b>Checking/Savings</b>                        |                      |                      |                      |               |
| 11100 · Cash in Bank                           | 232,224.88           | 463,366.41           | -231,141.53          | -49.9%        |
| 11300 · Time Deposits                          | 345,140.44           | 2,144,520.81         | -1,799,380.37        | -83.9%        |
| 11350 · Texas Class Investment                 | 23,248,497.09        | 24,162,082.01        | -913,584.92          | -3.8%         |
| <b>Total Checking/Savings</b>                  | <b>23,825,862.41</b> | <b>26,769,969.23</b> | <b>-2,944,106.82</b> | <b>-11.0%</b> |
| <b>Accounts Receivable</b>                     | <b>11.57</b>         | <b>11.57</b>         | <b>0.00</b>          | <b>0.0%</b>   |
| <b>Other Current Assets</b>                    |                      |                      |                      |               |
| <b>11500 · Accounts Receivable</b>             |                      |                      |                      |               |
| 11510 · Current Taxes Receivables              | 6,798,298.29         | 5,183,123.38         | 1,615,174.91         | 31.2%         |
| 11520 · Delinquent Taxes Receivable            | 1,507,738.01         | 1,057,494.88         | 450,243.13           | 42.6%         |
| 11550 · Due from Tax Assessor                  | -0.60                | -0.60                | 0.00                 | 0.0%          |
| 11590 · Allowance Doubtful Accts-Tax           | -903,020.00          | -903,020.00          | 0.00                 | 0.0%          |
| 11500 · Accounts Receivable - Other            | 17,125.50            | 17,125.50            | 0.00                 | 0.0%          |
| <b>Total 11500 · Accounts Receivable</b>       | <b>7,420,141.20</b>  | <b>5,354,723.16</b>  | <b>2,065,418.04</b>  | <b>38.6%</b>  |
| 11600 · Fees for Services Receivable           | 26,229.73            | 92,616.27            | -66,386.54           | -71.7%        |
| 11800 · Prepaid Expense                        | 39,848.00            | 39,848.00            | 0.00                 | 0.0%          |
| <b>Total Other Current Assets</b>              | <b>7,486,218.93</b>  | <b>5,487,187.43</b>  | <b>1,999,031.50</b>  | <b>36.4%</b>  |
| <b>Total Current Assets</b>                    | <b>31,312,092.91</b> | <b>32,257,168.23</b> | <b>-945,075.32</b>   | <b>-2.9%</b>  |
| <b>Fixed Assets</b>                            |                      |                      |                      |               |
| <b>15000 · Vehicle Assets</b>                  |                      |                      |                      |               |
| 15000 · Vehicle Assets                         | 3,118,610.18         | 2,600,167.89         | 518,442.29           | 19.9%         |
| <b>16000 · Land</b>                            |                      |                      |                      |               |
| 16010 · Land- 1620 Isom Property               | 235,546.58           | 235,546.58           | 0.00                 | 0.0%          |
| 16020 · Land- Fallbrook Property               | 30,809.15            | 30,809.15            | 0.00                 | 0.0%          |
| 16030 · Land- Old Humble Rd Property           | 117,980.67           | 117,980.67           | 0.00                 | 0.0%          |
| 16040 · Land- 2800 Aldine Bender               | 309,467.00           | 309,467.00           | 0.00                 | 0.0%          |
| 16000 · Land - Other                           | 885,097.93           | 885,097.93           | 0.00                 | 0.0%          |
| <b>Total 16000 · Land</b>                      | <b>1,578,901.33</b>  | <b>1,578,901.33</b>  | <b>0.00</b>          | <b>0.0%</b>   |
| <b>17000 · Furniture and Equipment</b>         |                      |                      |                      |               |
| 17010 · Off. & Maint Equipment                 | 1,514,002.60         | 1,026,880.12         | 487,122.48           | 47.4%         |
| 17020 · Medical Equipment                      | 3,561,022.98         | 3,505,073.66         | 55,949.32            | 1.6%          |
| 17030 · Software & License Agreements          | 55,296.84            | 0.00                 | 55,296.84            | 100.0%        |
| 17040 · Furniture & Fixtures                   | 247,256.48           | 87,885.48            | 159,371.00           | 181.3%        |
| 17050 · Communication Cntr New Station         | 431,434.26           | 0.00                 | 431,434.26           | 100.0%        |
| 17000 · Furniture and Equipment - Other        | 14,850.00            | 14,850.00            | 0.00                 | 0.0%          |
| <b>Total 17000 · Furniture and Equipment</b>   | <b>5,823,863.16</b>  | <b>4,634,689.26</b>  | <b>1,189,173.90</b>  | <b>25.7%</b>  |
| <b>18000 · Building and Improvements</b>       |                      |                      |                      |               |
| 18010 · 1620 Isom Admin Bldg                   | 488,507.62           | 488,507.62           | 0.00                 | 0.0%          |
| 18020 · 2800 Aldine Bender Bldg                | 5,758,586.91         | 5,758,586.91         | 0.00                 | 0.0%          |
| 18030 · 7710 Fallbrook Station                 | 476,537.75           | 476,537.75           | 0.00                 | 0.0%          |
| 18040 · 10512 Airline Station                  | 238,339.00           | 238,339.00           | 0.00                 | 0.0%          |
| 18050 · 6310 Aldine Bender Station             | 523,695.00           | 523,695.00           | 0.00                 | 0.0%          |
| 18060 · Station #92                            | 3,312,438.49         | 1,622,347.95         | 1,690,090.54         | 104.2%        |
| 18070 · Station #94                            | 2,803,348.43         | 1,556,266.16         | 1,247,082.27         | 80.1%         |
| 18080 · Station #97                            | 182,330.38           | 0.00                 | 182,330.38           | 100.0%        |
| <b>Total 18000 · Building and Improvements</b> | <b>13,783,783.58</b> | <b>10,664,280.39</b> | <b>3,119,503.19</b>  | <b>29.3%</b>  |
| 19000 · Accumulated Depreciation               | -8,709,866.56        | -7,527,584.50        | -1,182,282.06        | -15.7%        |
| <b>Total Fixed Assets</b>                      | <b>15,595,291.69</b> | <b>11,950,454.37</b> | <b>3,644,837.32</b>  | <b>30.5%</b>  |
| <b>Other Assets</b>                            |                      |                      |                      |               |
| 19500 · Call Center License                    | 800,000.00           | 800,000.00           | 0.00                 | 0.0%          |
| <b>Total Other Assets</b>                      | <b>800,000.00</b>    | <b>800,000.00</b>    | <b>0.00</b>          | <b>0.0%</b>   |
| <b>TOTAL ASSETS</b>                            | <b>47,707,384.60</b> | <b>45,007,622.60</b> | <b>2,699,762.00</b>  | <b>6.0%</b>   |

**LIABILITIES & EQUITY**



1:34 PM

03/26/20

Accrual Basis

**Harris County ESD No. 1 - GOF**  
**Balance Sheet Prev Year Comparison**  
**As of February 29, 2020**

|                                            | Feb 29, 20           | Feb 28, 19           | \$ Change           | % Change    |
|--------------------------------------------|----------------------|----------------------|---------------------|-------------|
| <b>Liabilities</b>                         |                      |                      |                     |             |
| <b>Current Liabilities</b>                 |                      |                      |                     |             |
| <b>Accounts Payable</b>                    | 1,357,933.99         | 1,761,472.16         | -403,538.17         | -22.9%      |
| <b>Other Current Liabilities</b>           |                      |                      |                     |             |
| 22000 · Accrued Expenses                   | 27,777.65            | 0.00                 | 27,777.65           | 100.0%      |
| 23000 · Other Payables                     | 17,879,361.16        | 16,228,687.07        | 1,650,674.09        | 10.2%       |
| 24000 · Current Notes Payable              |                      |                      |                     |             |
| 24040 · De Lage Landen Principle           | 280,490.10           | 295,915.94           | -15,425.84          | -5.2%       |
| 24050 · Government Capital Debt            | 381,905.32           | 369,062.83           | 12,842.49           | 3.5%        |
| 24060 · Stryker Equipment                  | 392,464.75           | 392,464.75           | 0.00                | 0.0%        |
| <b>Total 24000 · Current Notes Payable</b> | 1,054,860.17         | 1,057,443.52         | -2,583.35           | -0.2%       |
| <b>Total Other Current Liabilities</b>     | 18,961,998.98        | 17,286,130.59        | 1,675,868.39        | 9.7%        |
| <b>Total Current Liabilities</b>           | 20,319,932.97        | 19,047,602.75        | 1,272,330.22        | 6.7%        |
| <b>Long Term Liabilities</b>               |                      |                      |                     |             |
| 25000 · Long Term Debt                     |                      |                      |                     |             |
| 25020 · Note Payable- WF                   | -0.01                | -0.01                | 0.00                | 0.0%        |
| 25040 · Note Payable- DeLage Landen        | 1,232,849.19         | 1,604,533.63         | -371,684.44         | -23.2%      |
| 25050 · Note Payable - Government Cap      | 6,059,288.97         | 6,441,194.29         | -381,905.32         | -5.9%       |
| 25060 · Note - Stryker Equipment           | 1,177,394.25         | 1,569,859.00         | -392,464.75         | -25.0%      |
| <b>Total 25000 · Long Term Debt</b>        | 8,469,532.40         | 9,615,586.91         | -1,146,054.51       | -11.9%      |
| <b>Total Long Term Liabilities</b>         | 8,469,532.40         | 9,615,586.91         | -1,146,054.51       | -11.9%      |
| <b>Total Liabilities</b>                   | 28,789,465.37        | 28,663,189.66        | 126,275.71          | 0.4%        |
| <b>Equity</b>                              |                      |                      |                     |             |
| 30000 · Opening Bal Equity                 | 5,996,412.00         | 5,996,412.00         | 0.00                | 0.0%        |
| 30100 · Unassigned Fund Balance            | 8,040,485.54         | 6,733,189.23         | 1,307,296.31        | 19.4%       |
| 30400 · Unrestricted Net Assets            | 1,415,000.03         | 1,415,000.03         | 0.00                | 0.0%        |
| Net Income                                 | 3,466,021.66         | 2,199,831.68         | 1,266,189.98        | 57.6%       |
| <b>Total Equity</b>                        | 18,917,919.23        | 16,344,432.94        | 2,573,486.29        | 15.8%       |
| <b>TOTAL LIABILITIES &amp; EQUITY</b>      | <b>47,707,384.60</b> | <b>45,007,622.60</b> | <b>2,699,762.00</b> | <b>6.0%</b> |

Harris County ESD No. 1 - GOF

Profit & Loss Detail

January through February 2020

| Type                                           | Date       | Num  | Adj | Name                     | Memo                                        | Amount       |
|------------------------------------------------|------------|------|-----|--------------------------|---------------------------------------------|--------------|
| <b>Ordinary Income/Expense</b>                 |            |      |     |                          |                                             |              |
| <b>Income</b>                                  |            |      |     |                          |                                             |              |
| <b>41000 · Service Revenue</b>                 |            |      |     |                          |                                             |              |
| <b>41100 · HCEC Ambulance Lease Revenue</b>    |            |      |     |                          |                                             |              |
| Bill                                           | 01/31/2020 | 2077 |     | HCEC                     | Master Lease for Vehicles                   | 7,000.00     |
| Bill                                           | 02/29/2020 | 2095 |     | HCEC                     | Master Lease for Vehicles                   | 7,000.00     |
| Total 41100 · HCEC Ambulance Lease Revenue     |            |      |     |                          |                                             | 14,000.00    |
| <b>41200 · HCEC Property Lease Revenue</b>     |            |      |     |                          |                                             |              |
| Bill                                           | 01/31/2020 | 2077 |     | HCEC                     | Original Agreement                          | 45,553.00    |
| Bill                                           | 02/29/2020 | 2095 |     | HCEC                     | Original Agreement                          | 45,553.00    |
| Total 41200 · HCEC Property Lease Revenue      |            |      |     |                          |                                             | 91,106.00    |
| Total 41000 · Service Revenue                  |            |      |     |                          |                                             | 105,106.00   |
| <b>42000 · Tax Revenues</b>                    |            |      |     |                          |                                             |              |
| <b>42100 · Penalty &amp; Interest</b>          |            |      |     |                          |                                             |              |
| Deposit                                        | 01/09/2020 |      |     | Harris County Tax Office | Deliquent P&I                               | 1,507.79     |
| Deposit                                        | 01/14/2020 |      |     | Harris County Tax Office | Deliquent P&I                               | 2,458.21     |
| Deposit                                        | 01/22/2020 |      |     | Harris County Tax Office | Deliquent P&I                               | 1,953.09     |
| Deposit                                        | 01/27/2020 |      |     | Harris County Tax Office | Deliquent P&I                               | 1,490.61     |
| Deposit                                        | 01/30/2020 |      |     | Harris County Tax Office | P&I                                         | 0.00         |
| Deposit                                        | 01/30/2020 |      |     | Harris County Tax Office | Deliquent P&I                               | 1,557.55     |
| Deposit                                        | 01/31/2020 |      |     | Harris County Tax Office | P&I                                         | 0.00         |
| Deposit                                        | 01/31/2020 |      |     | Harris County Tax Office | Deliquent P&I                               | 1,216.52     |
| Deposit                                        | 02/02/2020 |      |     | Harris County Tax Office | Deliquent P&I                               | 1,596.01     |
| Deposit                                        | 02/11/2020 |      |     | Harris County Tax Office | Deliquent P&I                               | 61.24        |
| Deposit                                        | 02/11/2020 |      |     | Harris County Tax Office | Deliquent P&I                               | 489.22       |
| Deposit                                        | 02/12/2020 |      |     | Harris County Tax Office | P&I                                         | 3,489.37     |
| Deposit                                        | 02/12/2020 |      |     | Harris County Tax Office | Deliquent P&I                               | 4,607.39     |
| Deposit                                        | 02/13/2020 |      |     | Harris County Tax Office | P&I                                         | 241.48       |
| Deposit                                        | 02/13/2020 |      |     | Harris County Tax Office | Deliquent P&I                               | 1,001.99     |
| Deposit                                        | 02/19/2020 |      |     | Harris County Tax Office | P&I                                         | 2,212.29     |
| Deposit                                        | 02/19/2020 |      |     | Harris County Tax Office | Deliquent P&I                               | 766.19       |
| Deposit                                        | 02/20/2020 |      |     | Harris County Tax Office | P&I                                         | 1,747.54     |
| Deposit                                        | 02/20/2020 |      |     | Harris County Tax Office | Deliquent P&I                               | 551.33       |
| Deposit                                        | 02/26/2020 |      |     | Harris County Tax Office | P&I                                         | 2,512.98     |
| Deposit                                        | 02/26/2020 |      |     | Harris County Tax Office | Deliquent P&I                               | 1,055.34     |
| Deposit                                        | 02/28/2020 |      |     | Harris County Tax Office | P&I                                         | 2,422.86     |
| Deposit                                        | 02/28/2020 |      |     | Harris County Tax Office | Deliquent P&I                               | 1,276.16     |
| Total 42100 · Penalty & Interest               |            |      |     |                          |                                             | 34,215.16    |
| <b>42300 · Tax Revenue</b>                     |            |      |     |                          |                                             |              |
| Deposit                                        | 01/09/2020 |      |     | Harris County Tax Office | Current Levy                                | 413,991.06   |
| Deposit                                        | 01/14/2020 |      |     | Harris County Tax Office | Current Levy                                | 579,953.62   |
| Deposit                                        | 01/22/2020 |      |     | Harris County Tax Office | Current Levy                                | 1,149,496.56 |
| Deposit                                        | 01/27/2020 |      |     | Harris County Tax Office | Current Levy                                | 1,416,911.07 |
| Deposit                                        | 01/30/2020 |      |     | Harris County Tax Office | Current Levy                                | 754,257.58   |
| Deposit                                        | 01/31/2020 |      |     | Harris County Tax Office | Current Levy                                | 50,448.82    |
| Deposit                                        | 01/31/2020 |      |     | Harris County Tax Office | Current Levy                                | 1,529,501.68 |
| Total 42300 · Tax Revenue                      |            |      |     |                          |                                             | 5,894,560.39 |
| Total 42000 · Tax Revenues                     |            |      |     |                          |                                             | 5,928,775.55 |
| <b>43000 · Other Income</b>                    |            |      |     |                          |                                             |              |
| <b>43100 · Miscellaneous Income</b>            |            |      |     |                          |                                             |              |
| Deposit                                        | 02/18/2020 |      |     | Harris County Tax Office | Overpayments over three years ago unclaimed | 9,579.70     |
| Total 43100 · Miscellaneous Income             |            |      |     |                          |                                             | 9,579.70     |
| <b>43550 · Interest Earned on Checking</b>     |            |      |     |                          |                                             |              |
| Deposit                                        | 01/31/2020 |      |     |                          | Interest                                    | 19,562.02    |
| Deposit                                        | 01/31/2020 |      |     |                          | Interest                                    | 50.26        |
| Total 43550 · Interest Earned on Checking      |            |      |     |                          |                                             | 19,612.28    |
| <b>43700 · Interest Earned on Temp. Invest</b> |            |      |     |                          |                                             |              |
| Deposit                                        | 02/29/2020 |      |     |                          | Interest                                    | 26,484.62    |
| Deposit                                        | 02/29/2020 |      |     |                          | Interest                                    | 79.68        |
| Total 43700 · Interest Earned on Temp. Invest  |            |      |     |                          |                                             | 26,564.30    |
| Total 43000 · Other Income                     |            |      |     |                          |                                             | 55,756.28    |
| Total Income                                   |            |      |     |                          |                                             | 6,089,637.83 |
| Gross Profit                                   |            |      |     |                          |                                             | 6,089,637.83 |
| <b>Expense</b>                                 |            |      |     |                          |                                             |              |
| <b>143502 · Commissions Paid from Levy</b>     |            |      |     |                          |                                             |              |
| Deposit                                        | 01/09/2020 |      |     | Harris County Tax Office | Adj/Fees                                    | 4,203.37     |
| Deposit                                        | 01/14/2020 |      |     | Harris County Tax Office | Adj/Fees                                    | 5,712.42     |

**Harris County ESD No. 1 - GOF  
Profit & Loss Detail  
January through February 2020**

| Type                                               | Date       | Num       | Adj | Name                                   | Memo                                                   | Amount       |
|----------------------------------------------------|------------|-----------|-----|----------------------------------------|--------------------------------------------------------|--------------|
| Deposit                                            | 01/22/2020 |           |     | Harris County Tax Office               | Deposit                                                | 11,607.82    |
| Deposit                                            | 01/27/2020 |           |     | Harris County Tax Office               | Deposit                                                | 13,819.28    |
| Total 143502 - Commissions Paid from Levy          |            |           |     |                                        |                                                        | 35,342.89    |
| <b>50000 - Salaries and Wages</b>                  |            |           |     |                                        |                                                        |              |
| <b>50250 - Commissioner Reimbursement</b>          |            |           |     |                                        |                                                        |              |
| Bill                                               | 02/19/2020 | Feb R...  |     | Fred A Scibuola                        | Jan 12 - Feb 19, 2020 Reimbursement                    | 1,200.00     |
| Bill                                               | 02/25/2020 | Reimb...  |     | Shirley Reed                           | Reimbursement Request Jan 1 -Feb 21, 2019              | 1,950.00     |
| Bill                                               | 02/25/2020 | Reimb...  |     | Shirley Reed                           | Reimbursement Request Jan 1 -Feb 21, 2019              | 97.18        |
| Total 50250 - Commissioner Reimbursement           |            |           |     |                                        |                                                        | 3,247.18     |
| Total 50000 - Salaries and Wages                   |            |           |     |                                        |                                                        | 3,247.18     |
| <b>51000 - Program Expense</b>                     |            |           |     |                                        |                                                        |              |
| <b>51100 - HCEC Contract Expense</b>               |            |           |     |                                        |                                                        |              |
| Bill                                               | 01/31/2020 | 2077      |     | HCEC                                   | Rate change to \$984.21 @ 1661 trips (less \$436,32... | 1,198,444.00 |
| Bill                                               | 02/29/2020 | 2095      |     | HCEC                                   | Rate change to \$984.21 @ 1595 trips (less \$297,81... | 1,272,001.00 |
| Total 51100 - HCEC Contract Expense                |            |           |     |                                        |                                                        | 2,470,445.00 |
| Total 51000 - Program Expense                      |            |           |     |                                        |                                                        | 2,470,445.00 |
| <b>52000 - Contract Services (DNU)</b>             |            |           |     |                                        |                                                        |              |
| <b>52100 - Accounting Fees</b>                     |            |           |     |                                        |                                                        |              |
| Bill                                               | 01/31/2020 | 2031      |     | The Morton Accounting Services         | January CPA Services                                   | 4,077.31     |
| Bill                                               | 02/29/2020 | 2035      |     | The Morton Accounting Services         | February CPA Services                                  | 4,243.82     |
| Total 52100 - Accounting Fees                      |            |           |     |                                        |                                                        | 8,321.13     |
| <b>52300 - Legal Fees</b>                          |            |           |     |                                        |                                                        |              |
| Bill                                               | 01/11/2020 |           |     | Caryn Papantonakis                     | Legal Fees                                             | 6,000.00     |
| Bill                                               | 02/11/2020 |           |     | Caryn Papantonakis                     | Legal Fees                                             | 6,000.00     |
| Total 52300 - Legal Fees                           |            |           |     |                                        |                                                        | 12,000.00    |
| <b>52350 - Outside Contract Services</b>           |            |           |     |                                        |                                                        |              |
| Bill                                               | 01/31/2020 | 7419      |     | AG CM Inc.                             | Station #97                                            | 15,292.26    |
| Total 52350 - Outside Contract Services            |            |           |     |                                        |                                                        | 15,292.26    |
| <b>52550 - Election Expense</b>                    |            |           |     |                                        |                                                        |              |
| Bill                                               | 01/31/2020 | 209308    |     | Radcliffe Bobbitt Adams Polley         | Legal - Election and Litigation                        | 3,340.13     |
| Bill                                               | 02/29/2020 | 209454    |     | Radcliffe Bobbitt Adams Polley         | Legal - Election and Litigation                        | 1,316.27     |
| Total 52550 - Election Expense                     |            |           |     |                                        |                                                        | 4,656.40     |
| Total 52000 - Contract Services (DNU)              |            |           |     |                                        |                                                        | 40,269.79    |
| <b>53000 - Operations (DNU)</b>                    |            |           |     |                                        |                                                        |              |
| <b>53100 - Banking Fees</b>                        |            |           |     |                                        |                                                        |              |
| Check                                              | 01/04/2020 |           |     |                                        | Service Charge                                         | 12.00        |
| Check                                              | 02/04/2020 |           |     |                                        | Service Charge                                         | 12.00        |
| Total 53100 - Banking Fees                         |            |           |     |                                        |                                                        | 24.00        |
| <b>53150 - Dues &amp; Subscriptions</b>            |            |           |     |                                        |                                                        |              |
| Bill                                               | 01/31/2020 | 12584     |     | Oak Interactive, LLC                   | Monthly Website Maintenance                            | 450.00       |
| Bill                                               | 02/29/2020 | 2019 ...  |     | Interbelt North Business Owner's As... | Acct #314573 Annual Dues 2019                          | 32.09        |
| Bill                                               | 02/29/2020 | 12595     |     | Oak Interactive, LLC                   | Monthly Website Maintenance                            | 450.00       |
| Total 53150 - Dues & Subscriptions                 |            |           |     |                                        |                                                        | 932.09       |
| <b>53200 - Postage</b>                             |            |           |     |                                        |                                                        |              |
| Bill                                               | 01/31/2020 | 2031      |     | The Morton Accounting Services         | January CPA Services                                   | 22.90        |
| Bill                                               | 02/29/2020 | 2035      |     | The Morton Accounting Services         | February CPA Services                                  | 12.05        |
| Total 53200 - Postage                              |            |           |     |                                        |                                                        | 34.95        |
| <b>53300 - Printing &amp; Copying</b>              |            |           |     |                                        |                                                        |              |
| Bill                                               | 01/31/2020 | 2031      |     | The Morton Accounting Services         | January CPA Services                                   | 13.92        |
| Bill                                               | 02/29/2020 | 2035      |     | The Morton Accounting Services         | February CPA Services                                  | 15.37        |
| Total 53300 - Printing & Copying                   |            |           |     |                                        |                                                        | 29.29        |
| <b>53400 - Office Supplies</b>                     |            |           |     |                                        |                                                        |              |
| Bill                                               | 01/31/2020 | 2031      |     | The Morton Accounting Services         | January CPA Services                                   | 47.73        |
| Total 53400 - Office Supplies                      |            |           |     |                                        |                                                        | 47.73        |
| Total 53000 - Operations (DNU)                     |            |           |     |                                        |                                                        | 1,068.06     |
| <b>54000 - General and Admin Expenses</b>          |            |           |     |                                        |                                                        |              |
| <b>54150 - Insurance - Gen Liab-Err &amp; Omis</b> |            |           |     |                                        |                                                        |              |
| Bill                                               | 01/14/2020 | 2020 I... |     | VFIS of Texas                          | HARC0-1 Insurance Coverage - 1/1/20 to 12/31/20        | 52,344.00    |

12:49 PM

03/26/20

Accrual Basis

**Harris County ESD No. 1 - GOF**  
**Profit & Loss Detail**  
**January through February 2020**

| Type                                             | Date       | Num      | Adj | Name                         | Memo                    | Amount              |
|--------------------------------------------------|------------|----------|-----|------------------------------|-------------------------|---------------------|
| Total 54150 · Insurance - Gen Liab-Err & Omis    |            |          |     |                              |                         | 52,344.00           |
| <b>54650 · Conference, Conven &amp; Meetings</b> |            |          |     |                              |                         |                     |
| Bill                                             | 02/10/2020 | Jan/F... |     | Chase Card Services          | Safe D                  | 1,275.00            |
| Total 54650 · Conference, Conven & Meetings      |            |          |     |                              |                         | 1,275.00            |
| Total 54000 · General and Admin Expenses         |            |          |     |                              |                         | 53,619.00           |
| <b>60000 · Interest Expense</b>                  |            |          |     |                              |                         |                     |
| Bill                                             | 01/01/2020 | 66241... |     | De Lage Laden Public Finance | Building Note - Monthly | 6,667.39            |
| Bill                                             | 01/25/2020 | 66665... |     | De Lage Laden Public Finance | Building Note - Monthly | 6,541.59            |
| Bill                                             | 02/22/2020 | 66978... |     | De Lage Laden Public Finance | Building Note - Monthly | 6,415.27            |
| Total 60000 · Interest Expense                   |            |          |     |                              |                         | 19,624.25           |
| Total Expense                                    |            |          |     |                              |                         | 2,623,616.17        |
| Net Ordinary Income                              |            |          |     |                              |                         | 3,466,021.66        |
| <b>Net Income</b>                                |            |          |     |                              |                         | <b>3,466,021.66</b> |

Harris County Emergency Services District #1  
 Construction Summary  
 February 29, 2020

AG CM Inc. - Project Management

|        |                   |
|--------|-------------------|
| Jan-18 | 4,261.25          |
| Feb-18 | 4,995.00          |
| Mar-18 | 31,996.25         |
| Apr-18 | 8,076.25          |
| May-18 | 3,045.00          |
| Jun-18 | 11,587.50         |
| Jul-18 | 24,167.58         |
| Aug-18 | 11,888.00         |
| Sep-18 | 16,239.39         |
| Oct-18 | 14,983.68         |
| Nov-18 | 13,200.03         |
| Dec-18 |                   |
| Jan-19 | 24,955.51         |
| Feb-19 | 36,164.11         |
| Mar-19 | 10,353.99         |
| Apr-19 | 4,381.50          |
| May-19 | 825.00            |
| Jun-19 | 16,453.53         |
| Jul-19 | 18,587.39         |
| Aug-19 | 11,847.72         |
| Sep-19 | 5,510.50          |
| Oct-19 | 4,200.10          |
| Nov-19 | 6,368.00          |
| Dec-19 | 1,786.39          |
| Jan-20 | -                 |
|        | <u>285,873.67</u> |

Total Project Mngt

285,873.67

Station 92

Joiner Architects

|        |           |
|--------|-----------|
| Jan-18 | 3,566.00  |
| Feb-18 |           |
| Mar-18 |           |
| Apr-18 | 30,430.00 |
| May-18 |           |
| Jun-18 | 3,213.00  |
| Jul-18 | 3,213.00  |
| Aug-18 | 3,213.00  |
| Sep-18 |           |
| Oct-18 |           |
| Nov-18 |           |
| Dec-18 | 4,418.00  |
| Jan-19 | 4,573.05  |
| Feb-19 | 4,830.62  |
| Mar-19 | 4,886.41  |
| Apr-19 | 4,016.00  |
| May-19 | 2,008.00  |

Construction Masters of Houston

|                |            |
|----------------|------------|
| Pay Request 1  | 132,610.97 |
| Pay Request 2  | 55,086.51  |
| Pay Request 3  | 128,081.34 |
| Pay Request 4  | 87,885.01  |
| Pay Request 5  | 49,711.00  |
| Pay Request 6  | 57,752.02  |
| Pay Request 7  | 202,626.90 |
| Pay Request 8  | 331,908.48 |
| Pay Request 9  | 336,977.59 |
| Pay Request 10 | 380,702.97 |
| Pay Request 11 | 439,383.45 |
| Pay Request 12 | 151,048.79 |

|        |                  |                |                     |
|--------|------------------|----------------|---------------------|
| Jun-19 | 2,008.00         | Pay Request 13 | 158,316.60          |
| Jul-19 | 2,009.00         | Pay Request 14 | 86,685.49           |
| Aug-19 | 803.00           | Pay Request 15 | 100,015.06          |
| Sep-19 | 1,205.00         | Pay Request 16 | 64,931.81           |
|        |                  | Pay Request 17 | 23,090.13           |
| Dec-19 | 2,008.00         | Pay Request 18 | 86,881.58           |
|        |                  | Pay Request 19 | 87,328.75           |
|        |                  | Pay Request 20 | 91,200.00           |
|        | <u>76,400.08</u> |                | <u>3,052,224.45</u> |

Total Station 92 3,128,624.53

**Station 94**  
**Joiner Architects**

|        |                   |
|--------|-------------------|
| Jan-18 | 1,972.00          |
| Feb-18 |                   |
| Mar-18 |                   |
| Apr-18 | 57,396.37         |
| May-18 | 7,337.57          |
| Jun-18 | 10,281.32         |
| Jul-18 | 4,993.97          |
| Aug-18 | 897.00            |
| Sep-18 | 2,614.72          |
| Oct-18 | 2,807.40          |
| Nov-18 |                   |
| Dec-18 | 3,902.36          |
| Jan-19 | 2,801.05          |
| Feb-19 | 3,059.61          |
| Mar-19 | 3,389.40          |
| Apr-19 | 2,244.00          |
| May-19 | 1,123.00          |
| Jun-19 | 1,678.05          |
| Jul-19 | 1,122.00          |
| Aug-19 | 449.00            |
| Sep-19 | 674.00            |
| Dec-19 | 1,122.00          |
|        | <u>109,864.82</u> |

**Construction Masters of Houston**

|                |                     |
|----------------|---------------------|
| Pay Request 1  | 34,634.15           |
| Pay Request 2  | 37,974.35           |
| Pay Request 3  | 123,832.22          |
| Pay Request 4  | 89,579.74           |
| Pay Request 5  | 28,367.00           |
| Pay Request 6  | 69,881.69           |
| Pay Request 7  | 269,487.10          |
| Pay Request 8  | 319,833.65          |
| Pay Request 9  | 385,915.77          |
| Pay Request 10 | 255,843.85          |
| Pay Request 11 | 304,096.71          |
| Pay Request 12 | 228,485.22          |
| Pay Request 13 | 118,177.57          |
| Pay Request 14 | 48,907.85           |
| Pay Request 15 | 84,964.45           |
| Pay Request 16 | 86,319.45           |
| Pay Request 17 | 58,919.22           |
| Pay Request 18 | 40,853.35           |
| Pay Request 19 | 3,226.20            |
| Pay Request 20 | 3,924.45            |
|                | <u>2,593,223.99</u> |

Total Station 94 2,703,088.81

Grand Total 6,117,587.01

|                           |                       |
|---------------------------|-----------------------|
| Loan Proceeds - 5/30/2018 | 7,000,000.00          |
| Less YTD Spending         | <u>(6,117,587.01)</u> |
| Remaining                 | <b>882,412.99</b>     |

# CHASE *for* BUSINESS

Printed from Chase for Business

BUSINESS CARD (...7714)

|                   |                     |                           |
|-------------------|---------------------|---------------------------|
| Current balance   | Available credit    | Total Credit Limit        |
| <b>\$2,955.20</b> | <b>\$9,044.80</b>   | <b>\$12,000.00</b>        |
| Next payment due  | Minimum payment due | Balance on last statement |
| Apr 4, 2020       | \$591.00            | \$2,955.20                |

Account activity

SHOWING Mar 10, 2020 statement  
Statement balance \$2,955.20

| Date         | Description               | Card      | Category          | Amount      |
|--------------|---------------------------|-----------|-------------------|-------------|
| Feb 27, 2020 | Payment ThankYou Image    | (...7714) | —                 | -\$1,275.00 |
| Feb 24, 2020 | MICRO CENTER HOUSTON      | (...7714) | Office & shipping | \$11.99     |
| Feb 23, 2020 | DOUBLETREE BY HILTON GALV | (...7714) | Travel            | \$6.00      |
| Feb 23, 2020 | DOUBLETREE BY HILTON GALV | (...7714) | Travel            | \$469.65    |
| Feb 23, 2020 | DOUBLETREE BY HILTON GALV | (...7714) | Travel            | \$489.42    |
| Feb 23, 2020 | DOUBLETREE BY HILTON GALV | (...7714) | Travel            | \$180.36    |
| Feb 23, 2020 | DOUBLETREE BY HILTON GALV | (...7714) | Travel            | \$513.32    |
| Feb 23, 2020 | DOUBLETREE BY HILTON GALV | (...7605) | Travel            | \$479.14    |
| Feb 23, 2020 | DOUBLETREE BY HILTON GALV | (...7722) | Travel            | \$6.00      |
| Feb 23, 2020 | DOUBLETREE BY HILTON GALV | (...7722) | Travel            | \$343.68    |
| Feb 22, 2020 | SHRIMP N STUFF            | (...7714) | Food & drink      | \$23.02     |
| Feb 22, 2020 | COSTCO GAS #1330          | (...7714) | Gas               | \$49.73     |
| Feb 21, 2020 | MOODY GARDENS HOTEL F AND | (...7714) | Food & drink      | \$25.73     |
| Feb 21, 2020 | DOUBLETREE BY HILTON GALV | (...7714) | Travel            | \$150.42    |
| Feb 21, 2020 | DOUBLETREE BY HILTON GALV | (...7714) | Travel            | \$158.70    |
| Feb 19, 2020 | SHRIMP N STUFF            | (...7714) | Food & drink      | \$27.62     |
| Feb 19, 2020 | WAL-MART #0504            | (...7714) | Food & drink      | \$20.42     |



DE LAGE LANDEN PUBLIC FINANCE LLC  
 P.O. BOX 41602  
 PHILADELPHIA, PA 19101-1602

**REMITTANCE SECTION**

Invoice Number: 66978372  
 Due Date: 03/15/2020  
 Due This Period: \$36,939.53

**Amount Enclosed:** \$ \_\_\_\_\_

Please make check payable to:

DE LAGE LANDEN PUBLIC FINANCE LLC  
 P.O. BOX 41602  
 PHILADELPHIA, PA 19101-1602



2100000669783720036939539

Detach here. Please include the top payment coupon with your payment. Please allow 5-7 days for U.S. Postal Service delivery.



DE LAGE LANDEN PUBLIC FINANCE LLC  
 P.O. BOX 41602  
 PHILADELPHIA, PA 19101-1602

[WWW.LESSEEDIRECT.COM](http://WWW.LESSEEDIRECT.COM)

Contract Number: 803-0002145-000  
 Invoice Number: 66978372  
 Account Number: 234825  
 Site Number: 1334834  
 Invoice Date: 02/22/2020  
 Period of Performance: 02/15/2020-03/14/2020  
 Due This Period: \$36,939.53

**IMPORTANT MESSAGES**

\*Please review your equipment location(s) for tax purposes.

**Visit WWW.LESSEEDIRECT.COM**

- Did you know you can...
- ✓ View copies of your contract and open invoices
  - ✓ Enroll in paperless invoicing
  - ✓ Make a payment
  - ✓ Set up automated/recurring payments

See Reverse For Important Information

**INVOICE DETAILS**

| Description                | Payment Amount     | Tax           | Total Amount       | Applied Amount | Remaining Amount Due |
|----------------------------|--------------------|---------------|--------------------|----------------|----------------------|
| PAYMENT                    | \$36,939.53        | \$0.00        | \$36,939.53        | \$0.00         | \$36,939.53          |
| <b>Billed this Invoice</b> | <b>\$36,939.53</b> | <b>\$0.00</b> | <b>\$36,939.53</b> | <b>\$0.00</b>  | <b>\$36,939.53</b>   |

(Please see the following pages for details.)



# Invoice

Page 1/1  
 Invoice 02095  
 Date 2/29/2020



**Harris County Emergency Corps**  
 2800 Aldine Bender Road  
 Houston TX 77032

**Bill To:** Harris County ESD#1  
 2800 Aldine Bender Rd  
 Houston Texas 77032

**Ship To:** Harris County ESD#1  
 2800 Aldine Bender Rd  
 Houston Texas 77032

| Purchase Order No. |         | Customer ID | Salesperson ID   |                                              | Payment Terms  | Req Ship Date  | Master No.     |
|--------------------|---------|-------------|------------------|----------------------------------------------|----------------|----------------|----------------|
|                    |         | H0001       |                  |                                              | Due on Receipt | 2/29/2020      | 1,677          |
| Ordered            | Shipped | B/O         | Item Number      | Description                                  | Discount       | Unit Price     | Ext. Price     |
| 1.00               | 1.00    | 0.00        | 911 SERVICES     | 1595 Responses x \$984.21 - IMX<br>\$297,814 | \$0.00         | \$1,272,001.00 | \$1,272,001.00 |
| 1.00               | 1.00    | 0.00        | LEASE PAYMENTS   | Lease payments to ESD1 Bldg/Eq               | \$0.00         | -\$45,553.00   | -\$45,553.00   |
| 1.00               | 1.00    | 0.00        | LEASE AMBULANCES | Lease Payments ESD1 ambulances               | \$0.00         | -\$7,000.00    | -\$7,000.00    |

|                       |                |
|-----------------------|----------------|
| <b>Subtotal</b>       | \$1,219,448.00 |
| <b>Misc</b>           | \$0.00         |
| <b>Tax</b>            | \$0.00         |
| <b>Freight</b>        | \$0.00         |
| <b>Trade Discount</b> | \$0.00         |
| <b>Total</b>          | \$1,219,448.00 |

0000 02 193 2 2\*



**FirstService**  
RESIDENTIAL

Ck #15896 Paid amount \$1,139.22 Jan 2020

02/26/2020

Harris County Emerge  
2800 Aldine Bender  
Houston, TX 77032

Re: Interbelt North Business Center OA  
IR-432 0005 01  
0 Interdrive E

Account # 314573

As of 02/26/2020, your account shows an outstanding balance as indicated below:

|                              |          |
|------------------------------|----------|
| 01/01/2020 Annual Assessment | 1,139.22 |
| 02/01/2020 Finance Charge    | 17.09    |
| 02/26/2020 1ST NOTICE LETTER | 15.00    |
|                              | <hr/>    |
|                              | 1,171.31 |

Please include your account number when making payment, and mail the payment to:  
PO Box 62019  
Newark, NJ 07101-8060

If this amount disagrees with your records, please send us details to enable us to research the association's records to:  
1330 Enclave Pkwy Suite 425  
Houston, TX 77077

Your cooperation in submitting the details or alternatively making immediate payment of the amount due is appreciated.

Sincerely,  
FirstService Residential Houston

1330 Enclave Pkwy Suite 425 | Houston, TX 77077  
Tel 713.932.1122 | Fax 888.569.1155  
[answers.tx@fsresidential.com](mailto:answers.tx@fsresidential.com)  
[www.fsresidential.com](http://www.fsresidential.com)





HARRIS COUNTY APPRAISAL DISTRICT  
BUDGET AND FINANCE DIVISION  
ACCOUNTS RECEIVABLE  
PO BOX 920975  
HOUSTON, TX 77292-0975  
PHONE 713-957-7470  
FAX 713-957-7410

# INVOICE

Invoice Number: PS120000624  
Invoice Date: 2/14/2020

HARRIS COUNTY ESD 1  
CATHY SUNDAY PRESIDENT  
THE MORTON ACCOUNTING SVCS  
1125 CYPRESS STATION DR STE H-4  
HOUSTON, TX 77090

HARRIS COUNTY ESD 1  
CATHY SUNDAY PRESIDENT  
THE MORTON ACCOUNTING SVCS  
1125 CYPRESS STATION DR STE H-4  
HOUSTON, TX 77090

Due Date 3/31/2020  
Terms DUE LAST BUSINESS DAY OF QTR

Customer ID 671

| Item/Description           | Unit | Order Qty | Quantity | Unit Price | Total Price |
|----------------------------|------|-----------|----------|------------|-------------|
| Qtr 2 QUARTERLY ASSESSMENT |      | 1         | 1        | 33,893.00  | 33,893.00   |

**Subtotal:** 33,893.00  
**Invoice Discount:** 0.00  
**Tax:** 0.00  

---

**Total:** 33,893.00

**PENALTY AND INTEREST APPLY IF  
NOT PAID BY DUE DATE.**

\* SEC 6.06(e), TEXAS PROPERTY TAX CODE

**MAIL TO:**

HARRIS COUNTY APPRAISAL DISTRICT  
BUDGET AND FINANCE DIVISION  
ACCOUNTS RECEIVABLE  
PO BOX 920975  
HOUSTON, TX 77292-0975



# INVOICE

OAK Interactive, LLC  
1819 Blue Water Bay Dr.  
Katy, TX 77494  
United States

info@oakinteractive.com  
www.oakinteractive.com

Invoice #: 12595  
Invoice date: Feb 28, 2020  
Reference: Media Services  
Due date: Mar 29, 2020

Amount due:  
**\$450.00**

## Bill To:

HCESD-1.org  
Melissa Morton  
2800 Aldine Bender Rd.  
Houston, TX 77032  
United States

| Description                                       | Quantity | Price        | Amount              |
|---------------------------------------------------|----------|--------------|---------------------|
| Website Maintenance - 450<br>HCESD-1.org February | 1        | \$450.00     | \$450.00            |
|                                                   |          | Subtotal     | \$450.00            |
|                                                   |          | <b>Total</b> | <b>\$450.00 USD</b> |

## Notes

February, 2020

Kindly Remit to: OAK Interactive, LLC;  
1819 Blue Water Bay Drive, Katy, TX 77494

THANK YOU FOR YOUR BUSINESS!

## Terms and Conditions

Net 30 - Interest accrued at 2% per month, thereafter.

Make all checks payable to: OAK Interactive, LLC or pay via Credit Card with a 4% processing fee. Total due within 30 days. Interest accrues at 2% per month, thereafter.

Sales Tax applied to:

- Website Maintenance
- Website Design & Development
- Hard Cost for production items



# AIA Document G702™ - 1992

## Application and Certificate for Payment

**TO OWNER:** Harris County ESD # 1  
2800 Aldine Bender Rd.  
Houston, TX 77032

**PROJECT:** EMS Stations 92 & 94  
Station 92: 1618 & 1620 Isom,  
Houston, TX 77039  
Station 94: 6310 Aldine Bender,  
Houston, TX 77396  
Joiner Architects  
700 Rockmead, #265  
Kingwood, TX 77339

**FROM CONTRACTOR:** P. O. Box 1587  
Pearland, TX 77588

**VIA ARCHITECT:** Construction Masters of Houston, Inc.  
700 Rockmead, #265  
Kingwood, TX 77339

**APPLICATION NO:** 020  
**PERIOD TO:** February 27, 2020

**Distribution to:**  
OWNER:  ARCHITECT:   
CONTRACTOR:  FIELD:   
OTHER:

**CONTRACT FOR:** General Construction  
**CONTRACT DATE:** May 23, 2018  
**PROJECT NOS:** / /

### CONTRACTOR'S APPLICATION FOR PAYMENT

Application is made for payment, as shown below, in connection with the Contract. Continuation Sheet, AIA Document G703, is attached.

1. ORIGINAL CONTRACT SUM ..... \$6,178,460.00  
 2. NET CHANGE BY CHANGE ORDERS ..... \$0.00  
 3. CONTRACT SUM TO DATE (Line 1 ± 2) ..... \$6,178,460.00  
 4. TOTAL COMPLETED & STORED TO DATE (Column G on G703) ..... \$5,942,577.31

### 5. RETAINAGE:

a. 5.00 % of Completed Work  
(Column D + E on G703) ..... \$297,128.87  
 b. 5.00 % of Stored Material  
(Column F on G703) ..... \$0.00

Total Retainage (Lines 5a + 5b or Total in Column I of G703) ..... \$297,128.87  
 6. TOTAL EARNED LESS RETAINAGE ..... \$5,645,448.44  
 (Line 4 Less Line 5 Total)

7. LESS PREVIOUS CERTIFICATES FOR PAYMENT ..... \$5,550,323.99  
 (Line 6 from prior Certificate)

8. CURRENT PAYMENT DUE ..... \$95,124.45

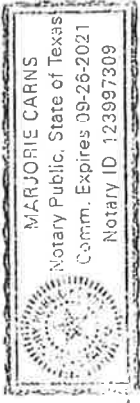
9. BALANCE TO FINISH, INCLUDING RETAINAGE  
 (Line 3 less Line 6) ..... \$533,011.56

| CHANGE ORDER SUMMARY                               | ADDITIONS     | DEDUCTIONS    |
|----------------------------------------------------|---------------|---------------|
| Total changes approved in previous months by Owner | \$0.00        | \$0.00        |
| Total approved this Month                          | \$0.00        | \$0.00        |
| <b>TOTALS</b>                                      | <b>\$0.00</b> | <b>\$0.00</b> |
| NET CHANGES by Change Order                        | \$0.00        | \$0.00        |

The undersigned Contractor certifies that to the best of the Contractor's knowledge, information and belief the Work covered by this Application for Payment has been completed in accordance with the Contract Documents, that all amounts have been paid by the Contractor for Work for which previous Certificates for Payment were issued and payments received from the Owner, and that current payment shown herein is now due.

**CONTRACTOR:**   
 By: \_\_\_\_\_  
 State of: Texas

County of: Brazoria  
 Subscribed and sworn to before  
 me this 27th day of February, 2020



Notary Public: Marjorie Carns  
 My Commission expires: September 26, 2021

### ARCHITECT'S CERTIFICATE FOR PAYMENT

In accordance with the Contract Documents, based on on-site observations and the data comprising this application, the Architect certifies to the Owner that to the best of the Architect's knowledge, information and belief the Work has progressed as indicated, the quality of the Work is in accordance with the Contract Documents, and the Contractor is entitled to payment of the AMOUNT CERTIFIED.

**AMOUNT CERTIFIED** ..... \$95,124.45  
 (Attach explanation if amount certified differs from the amount applied. Initial all figures on this Application and on the Continuation Sheet that are changed to conform with the amount certified.)

**ARCHITECT:**   
 By: \_\_\_\_\_

Date: 2/28/20

This Certificate is not negotiable. The AMOUNT CERTIFIED is payable only to the Contractor named herein. Issuance, payment and acceptance of payment are without prejudice to any rights of the Owner or Contractor under this Contract.

**AIA Document G702™ - 1992.** Copyright © 1953, 1963, 1971, 1978, 1989 and 1992 by The American Institute of Architects. All rights reserved. WARNING: This AIA® Document is protected by U.S. Copyright Law and International Treaties. Unauthorized reproduction or distribution of this AIA® Document, or any portion of it, may result in severe civil and criminal penalties, and will be prosecuted to the maximum extent possible under the law. This document was produced by AIA software at 11:13:27 ET on 02/27/2020 under Order No. 3126274972 which expires on 02/13/2021, and is not for resale. (389ADA51)



# AIA Document G703™ - 1992

## Continuation Sheet

AIA Document G703™-1992, Application and Certification for Payment, or G736™-2009, Project Application and Project Certificate for Payment, Construction Manager as Adviser Edition, containing Contractor's signed certification is attached.

In tabulations below, amounts are in US dollars.

Use Column I on Contracts where variable retainage for line items may apply.

APPLICATION NO: 020  
 APPLICATION DATE: February 27, 2020  
 PERIOD TO: February 27, 2020  
 ARCHITECT'S PROJECT NO: EMS Stations 92 & 94

| A<br>ITEM NO. | B<br>DESCRIPTION OF WORK | C<br>SCHEDULED VALUE | D<br>WORK COMPLETED               |             | E<br>WORK COMPLETED THIS PERIOD | F<br>MATERIALS PRESENTLY STORED (NOT IN D OR E) | G<br>TOTAL COMPLETED AND STORED TO DATE (D + E + F) | H<br>BALANCE TO FINISH (C - G) | I<br>RETAINAGE (IF VARIABLE RATE) |
|---------------|--------------------------|----------------------|-----------------------------------|-------------|---------------------------------|-------------------------------------------------|-----------------------------------------------------|--------------------------------|-----------------------------------|
|               |                          |                      | FROM PREVIOUS APPLICATION (D + E) | THIS PERIOD |                                 |                                                 |                                                     |                                |                                   |
|               | STATION 92               | 0.00                 | 0.00                              | 0.00        | 0.00                            | 0.00                                            | 0.00                                                | 0.00                           | 0.00                              |
| 0.1           | OC Allowance             | 0.00                 | 0.00                              | 0.00        | 0.00                            | 0.00                                            | 0.00                                                | 0.00                           | 0.00                              |
| 0.1a          | AER-OC-004               | 5,171.00             | 5,171.00                          | 0.00        | 0.00                            | 0.00                                            | 5,171.00                                            | 0.00                           | 0.00                              |
| 0.1b          | AER-OC-005               | -640.00              | -640.00                           | 0.00        | 0.00                            | 0.00                                            | -640.00                                             | 0.00                           | 0.00                              |
| 0.1c          | AER-OC-006               | 2,276.00             | 2,276.00                          | 0.00        | 0.00                            | 0.00                                            | 2,276.00                                            | 0.00                           | 0.00                              |
| 0.1d          | AER-OC-007               | 4,246.53             | 4,246.53                          | 0.00        | 0.00                            | 0.00                                            | 4,246.53                                            | 0.00                           | 0.00                              |
| 0.1e          | AER-OC-008               | 3,787.00             | 3,787.00                          | 0.00        | 0.00                            | 0.00                                            | 3,787.00                                            | 0.00                           | 0.00                              |
| 0.1f          | AER-OC-009               | 2,716.00             | 2,716.00                          | 0.00        | 0.00                            | 0.00                                            | 2,716.00                                            | 0.00                           | 0.00                              |
| 0.1g          | AER-OC-013               | 2,370.00             | 2,370.00                          | 0.00        | 0.00                            | 0.00                                            | 2,370.00                                            | 0.00                           | 0.00                              |
| 0.1h          | AER-OC-014               | -6,000.00            | -6,000.00                         | 0.00        | 0.00                            | 0.00                                            | -6,000.00                                           | 0.00                           | 0.00                              |
| 0.1i          | AER-OC-012               | 36,073.47            | 36,073.47                         | 0.00        | 0.00                            | 0.00                                            | 36,073.47                                           | 0.00                           | 0.00                              |
| 0.1j          | AER-OC-017               | 250.00               | 250.00                            | 0.00        | 0.00                            | 0.00                                            | 250.00                                              | 0.00                           | 0.00                              |
| 0.1k          | AER-OC-018               | 3,113.50             | 3,113.50                          | 0.00        | 0.00                            | 0.00                                            | 3,113.50                                            | 0.00                           | 0.00                              |
| 0.1l          | AER-OC-020               | 12,850.00            | 12,850.00                         | 0.00        | 0.00                            | 0.00                                            | 12,850.00                                           | 0.00                           | 0.00                              |
| 0.2           | Signage Allowance        | 13,614.95            | 0.00                              | 0.00        | 0.00                            | 0.00                                            | 13,614.95                                           | 0.00                           | 0.00                              |
| 0.2a          | AER-G-01                 | 5,088.00             | 5,088.00                          | 0.00        | 0.00                            | 0.00                                            | 5,088.00                                            | 0.00                           | 0.00                              |
| 0.2b          | AER-DH-02 Partial        | 5,778.55             | 5,778.55                          | 0.00        | 0.00                            | 0.00                                            | 5,778.55                                            | 0.00                           | 0.00                              |
| 0.2c          | AER-G-02                 | 518.50               | 518.50                            | 0.00        | 0.00                            | 0.00                                            | 518.50                                              | 0.00                           | 0.00                              |
| 0.3           | Hardware Allowance       | 0.00                 | 0.00                              | 0.00        | 0.00                            | 0.00                                            | 0.00                                                | 0.00                           | 0.00                              |
| 0.3a          | AER-DH-01                | 32,388.00            | 32,388.00                         | 0.00        | 0.00                            | 0.00                                            | 32,388.00                                           | 0.00                           | 0.00                              |
| 0.3b          | AER-DH-02 Partial        | 17,612.00            | 17,612.00                         | 0.00        | 0.00                            | 0.00                                            | 17,612.00                                           | 0.00                           | 0.00                              |
| 0.4           | Smoke Testing Allowance  | 2,500.00             | 2,500.00                          | 0.00        | 0.00                            | 0.00                                            | 2,500.00                                            | 0.00                           | 0.00                              |

AIA Document G703™ - 1992. Copyright © 1963, 1965, 1966, 1967, 1970, 1978, 1983 and 1992 by The American Institute of Architects. All rights reserved. WARNING: This AIA Document is protected by U.S. Copyright Law and International Treaties. Unauthorized reproduction or distribution of this AIA Document, or any portion of it, may result in severe civil and criminal penalties, and will be prosecuted to the maximum extent possible under the law. This document was produced by AIA software at 11:11:10 ET on 02/27/2020 under Order No. 3125274972 which expires on 02/13/2021, and is not for resale.

User Notes:

(389ADA48)

| A     | B                     | C          | D          | E                                 |             | F    | G                                          |                                                | H         | I    |           |
|-------|-----------------------|------------|------------|-----------------------------------|-------------|------|--------------------------------------------|------------------------------------------------|-----------|------|-----------|
|       |                       |            |            | WORK COMPLETED                    |             |      | MATERIALS PRESENTLY STORED (NOT IN D OR E) | TOTAL COMPLETED AND STORED TO DATE (D + E + F) |           |      | % (G ÷ C) |
|       |                       |            |            | FROM PREVIOUS APPLICATION (D + E) | THIS PERIOD |      |                                            |                                                |           |      |           |
|       | Fire Sprinkler Tank   |            |            |                                   |             |      |                                            |                                                |           |      |           |
| 0.5   | Allowance             | 15,158.00  | 0.00       | 0.00                              | 0.00        | 0.00 | 0.00                                       | 0.00%                                          | 15,158.00 | 0.00 |           |
| 0.5a  | AER-WT-01             | 47,294.00  | 47,294.00  | 0.00                              | 0.00        | 0.00 | 47,294.00                                  | 100.00%                                        | 0.00      | 0.00 |           |
| 0.5b  | AER-WT-02             | 17,548.00  | 17,548.00  | 0.00                              | 0.00        | 0.00 | 17,548.00                                  | 100.00%                                        | 0.00      | 0.00 |           |
| 0.6   | Septic Tank Pumping   |            |            |                                   |             |      |                                            |                                                |           |      |           |
| 0.6a  | Allowance             | 9,450.00   | 0.00       | 0.00                              | 0.00        | 0.00 | 0.00                                       | 0.00%                                          | 9,450.00  | 0.00 |           |
|       | AER-SP-001            | 550.00     | 550.00     | 0.00                              | 0.00        | 0.00 | 550.00                                     | 100.00%                                        | 0.00      | 0.00 |           |
|       | Landscape Bed         |            |            |                                   |             |      |                                            |                                                |           |      |           |
| 0.7   | Allowance             | 5,000.00   | 0.00       | 0.00                              | 0.00        | 0.00 | 0.00                                       | 0.00%                                          | 5,000.00  | 0.00 |           |
| 01.01 | Supervision           | 73,070.00  | 67,400.00  | 0.00                              | 0.00        | 0.00 | 67,400.00                                  | 92.24%                                         | 5,670.00  | 0.00 |           |
| 01.02 | Temporary Facilities  | 9,358.00   | 9,358.00   | 0.00                              | 0.00        | 0.00 | 9,358.00                                   | 100.00%                                        | 0.00      | 0.00 |           |
| 01.03 | Construction Fences   | 3,021.00   | 3,021.00   | 0.00                              | 0.00        | 0.00 | 3,021.00                                   | 100.00%                                        | 0.00      | 0.00 |           |
| 01.04 | Dumpsters             | 11,654.00  | 10,500.00  | 0.00                              | 0.00        | 0.00 | 10,500.00                                  | 90.10%                                         | 1,154.00  | 0.00 |           |
| 01.05 | Mobilization          | 2,400.00   | 2,400.00   | 0.00                              | 0.00        | 0.00 | 2,400.00                                   | 100.00%                                        | 0.00      | 0.00 |           |
| 01.06 | Surveying             | 5,755.00   | 5,755.00   | 0.00                              | 0.00        | 0.00 | 5,755.00                                   | 100.00%                                        | 0.00      | 0.00 |           |
| 01.07 | Equipment Rental      | 3,914.00   | 3,450.00   | 0.00                              | 0.00        | 0.00 | 3,450.00                                   | 88.15%                                         | 464.00    | 0.00 |           |
| 01.08 | Final Clean           | 3,119.00   | 3,119.00   | 0.00                              | 0.00        | 0.00 | 3,119.00                                   | 100.00%                                        | 0.00      | 0.00 |           |
| 01.09 | General Labor         | 5,685.00   | 5,350.00   | 0.00                              | 0.00        | 0.00 | 5,350.00                                   | 94.11%                                         | 335.00    | 0.00 |           |
| 01.10 | Insurance             | 36,925.00  | 36,400.00  | 0.00                              | 0.00        | 0.00 | 36,400.00                                  | 98.58%                                         | 525.00    | 0.00 |           |
|       | Performance & Payment |            |            |                                   |             |      |                                            |                                                |           |      |           |
| 01.11 | Bonds                 | 35,107.00  | 35,107.00  | 0.00                              | 0.00        | 0.00 | 35,107.00                                  | 100.00%                                        | 0.00      | 0.00 |           |
| 02.01 | Earthwork             | 142,729.00 | 122,855.50 | 16,000.00                         | 0.00        | 0.00 | 138,855.50                                 | 97.29%                                         | 3,873.50  | 0.00 |           |
| 02.02 | SWPPP                 | 1,381.00   | 1,381.00   | 0.00                              | 0.00        | 0.00 | 1,381.00                                   | 100.00%                                        | 0.00      | 0.00 |           |
| 02.03 | Utilities             | 64,228.00  | 58,280.00  | 0.00                              | 0.00        | 0.00 | 58,280.00                                  | 90.74%                                         | 5,948.00  | 0.00 |           |
| 02.04 | Fire Line             | 26,704.00  | 26,704.00  | 0.00                              | 0.00        | 0.00 | 26,704.00                                  | 100.00%                                        | 0.00      | 0.00 |           |
| 02.05 | Fire Pump             | 165,462.00 | 165,462.00 | 0.00                              | 0.00        | 0.00 | 165,462.00                                 | 100.00%                                        | 0.00      | 0.00 |           |
| 02.06 | Septic System         | 27,330.00  | 27,330.00  | 0.00                              | 0.00        | 0.00 | 27,330.00                                  | 100.00%                                        | 0.00      | 0.00 |           |
| 02.07 | Irrigation            | 29,639.00  | 4,050.00   | 0.00                              | 0.00        | 0.00 | 4,050.00                                   | 13.66%                                         | 25,589.00 | 0.00 |           |
| 02.08 | Landscaping           | 47,132.00  | 12,840.00  | 0.00                              | 0.00        | 0.00 | 12,840.00                                  | 27.24%                                         | 34,292.00 | 0.00 |           |
| 02.09 | Paving Specialties    | 3,396.00   | 0.00       | 0.00                              | 0.00        | 0.00 | 0.00                                       | 0.00%                                          | 3,396.00  | 0.00 |           |

AIA Document G703™ - 1992. Copyright © 1963, 1965, 1966, 1967, 1970, 1978, 1983 and 1992 by The American Institute of Architects. All rights reserved. This AIA® Document is protected by U.S. Copyright Law and International Treaties. Unauthorized reproduction or distribution of this AIA® Document, or any portion of it, may result in severe civil and criminal penalties, and will be prosecuted to the maximum extent possible under the law. This document was produced by AIA software at 11:11:10 ET on 02/27/2020 under Order No. 3126274872 which expires on 02/13/2021, and is not for resale.

User Notes:



| A<br>ITEM<br>NO. | B<br>DESCRIPTION OF<br>WORK        | C<br>SCHEDULED<br>VALUE | D<br>WORK COMPLETED                        |             | E<br>THIS PERIOD | F<br>MATERIALS<br>PRESENTLY<br>STORED<br>(NOT IN D OR E) | G<br>TOTAL<br>COMPLETED AND<br>STORED TO DATE<br>(D + E + F) |         | H<br>BALANCE TO<br>FINISH<br>(C - G) | I<br>RETAINAGE<br>(IF VARIABLE<br>RATE) |
|------------------|------------------------------------|-------------------------|--------------------------------------------|-------------|------------------|----------------------------------------------------------|--------------------------------------------------------------|---------|--------------------------------------|-----------------------------------------|
|                  |                                    |                         | FROM<br>PREVIOUS<br>APPLICATION<br>(D + E) | THIS PERIOD |                  |                                                          | %<br>(G ÷ C)                                                 |         |                                      |                                         |
| 02.10            | Gates                              | 1,727.00                | 1,727.00                                   | 0.00        | 0.00             | 0.00                                                     | 1,727.00                                                     | 100.00% | 0.00                                 | 0.00                                    |
| 03.1             | Concrete                           | 343,382.00              | 229,543.00                                 | 80,000.00   | 0.00             | 0.00                                                     | 309,543.00                                                   | 90.15%  | 33,839.00                            | 0.00                                    |
| 03.2             | Polished Concrete                  | 6,906.00                | 6,906.00                                   | 0.00        | 0.00             | 0.00                                                     | 6,906.00                                                     | 100.00% | 0.00                                 | 0.00                                    |
| 04.1             | Masonry                            | 115,331.00              | 115,331.00                                 | 0.00        | 0.00             | 0.00                                                     | 115,331.00                                                   | 100.00% | 0.00                                 | 0.00                                    |
| 05.1             | Steel Erection                     | 87,315.00               | 87,315.00                                  | 0.00        | 0.00             | 0.00                                                     | 87,315.00                                                    | 100.00% | 0.00                                 | 0.00                                    |
| 05.2             | Miscellaneous Steel                | 3,223.00                | 3,223.00                                   | 0.00        | 0.00             | 0.00                                                     | 3,223.00                                                     | 100.00% | 0.00                                 | 0.00                                    |
| 06.1             | Millwork                           | 46,030.00               | 46,030.00                                  | 0.00        | 0.00             | 0.00                                                     | 46,030.00                                                    | 100.00% | 0.00                                 | 0.00                                    |
| 07.1             | Waterproofing                      | 42,888.00               | 37,524.11                                  | 0.00        | 0.00             | 0.00                                                     | 37,524.11                                                    | 87.49%  | 5,363.89                             | 0.00                                    |
| 07.2             | Insulation                         | 35,594.00               | 35,594.00                                  | 0.00        | 0.00             | 0.00                                                     | 35,594.00                                                    | 100.00% | 0.00                                 | 0.00                                    |
| 07.3             | TPO Roofing                        | 16,920.00               | 16,920.00                                  | 0.00        | 0.00             | 0.00                                                     | 16,920.00                                                    | 100.00% | 0.00                                 | 0.00                                    |
| 08.1             | Doors & Frames                     | 31,734.00               | 31,734.00                                  | 0.00        | 0.00             | 0.00                                                     | 31,734.00                                                    | 100.00% | 0.00                                 | 0.00                                    |
| 08.2             | Overhead Doors                     | 25,726.00               | 25,726.00                                  | 0.00        | 0.00             | 0.00                                                     | 25,726.00                                                    | 100.00% | 0.00                                 | 0.00                                    |
| 08.3             | Storefronts                        | 65,117.00               | 65,117.00                                  | 0.00        | 0.00             | 0.00                                                     | 65,117.00                                                    | 100.00% | 0.00                                 | 0.00                                    |
| 09.1             | Gypsum Assemblies                  | 132,181.00              | 132,181.00                                 | 0.00        | 0.00             | 0.00                                                     | 132,181.00                                                   | 100.00% | 0.00                                 | 0.00                                    |
| 09.2             | Flooring                           | 82,077.00               | 82,077.00                                  | 0.00        | 0.00             | 0.00                                                     | 82,077.00                                                    | 100.00% | 0.00                                 | 0.00                                    |
| 09.3             | Acoustical Ceilings                | 11,971.00               | 11,971.00                                  | 0.00        | 0.00             | 0.00                                                     | 11,971.00                                                    | 100.00% | 0.00                                 | 0.00                                    |
| 09.4             | Painting                           | 52,602.00               | 52,602.00                                  | 0.00        | 0.00             | 0.00                                                     | 52,602.00                                                    | 100.00% | 0.00                                 | 0.00                                    |
| 10.1             | Display Boards                     | 1,831.00                | 1,831.00                                   | 0.00        | 0.00             | 0.00                                                     | 1,831.00                                                     | 100.00% | 0.00                                 | 0.00                                    |
| 10.2             | Bollard Covers                     | 1,202.00                | 1,202.00                                   | 0.00        | 0.00             | 0.00                                                     | 1,202.00                                                     | 100.00% | 0.00                                 | 0.00                                    |
| 10.3             | Toilet Partitions &<br>Accessories | 11,345.00               | 11,345.00                                  | 0.00        | 0.00             | 0.00                                                     | 11,345.00                                                    | 100.00% | 0.00                                 | 0.00                                    |
| 10.4             | Flagpoles                          | 2,997.00                | 2,997.00                                   | 0.00        | 0.00             | 0.00                                                     | 2,997.00                                                     | 100.00% | 0.00                                 | 0.00                                    |
| 10.5             | Protective Covers                  | 49,834.00               | 49,834.00                                  | 0.00        | 0.00             | 0.00                                                     | 49,834.00                                                    | 100.00% | 0.00                                 | 0.00                                    |
| 10.6             | Fire Cabinets                      | 1,652.00                | 1,652.00                                   | 0.00        | 0.00             | 0.00                                                     | 1,652.00                                                     | 100.00% | 0.00                                 | 0.00                                    |
| 11.1             | Appliances                         | 10,703.00               | 10,703.00                                  | 0.00        | 0.00             | 0.00                                                     | 10,703.00                                                    | 100.00% | 0.00                                 | 0.00                                    |
| 12.1             | Window Coverings                   | 4,581.00                | 4,581.00                                   | 0.00        | 0.00             | 0.00                                                     | 4,581.00                                                     | 100.00% | 0.00                                 | 0.00                                    |
| 12.2             | Projection Screen                  | 5,870.00                | 5,870.00                                   | 0.00        | 0.00             | 0.00                                                     | 5,870.00                                                     | 100.00% | 0.00                                 | 0.00                                    |
| 13.1             | PEMB                               | 177,712.00              | 177,712.00                                 | 0.00        | 0.00             | 0.00                                                     | 177,712.00                                                   | 100.00% | 0.00                                 | 0.00                                    |
| 13.2             | Fire Alarm                         | 17,171.00               | 14,717.19                                  | 0.00        | 0.00             | 0.00                                                     | 14,717.19                                                    | 85.71%  | 2,453.81                             | 0.00                                    |
| 13.3             | Fire Sprinkler                     | 44,016.00               | 44,016.00                                  | 0.00        | 0.00             | 0.00                                                     | 44,016.00                                                    | 100.00% | 0.00                                 | 0.00                                    |

AIA Document G703™ - 1992. Copyright © 1963, 1965, 1966, 1967, 1970, 1978, 1983 and 1992 by The American Institute of Architects. All rights reserved. WARNING: This AIA® Document is protected by U.S. Copyright Law and International Treaties. Unauthorized reproduction or distribution of this AIA® Document, or any portion of it, may result in severe civil and criminal penalties, and will be prosecuted to the maximum extent possible under the law. This document was produced by AIA software at 11:11:10 ET on 02/27/2020 under Order No. 3126274972 which expires on 02/13/2021, and is not for resale.

User Notes:

(389ADA48)

| A<br>ITEM<br>NO. | B<br>DESCRIPTION OF<br>WORK | C<br>SCHEDULED<br>VALUE | D<br>WORK COMPLETED                        |             | E<br>THIS PERIOD | F<br>MATERIALS<br>PRESENTLY<br>STORED<br>(NOT IN D OR E) | G<br>TOTAL<br>COMPLETED AND<br>STORED TO DATE<br>(D + E + F) |           | H<br>BALANCE TO<br>FINISH<br>(C - G) | I<br>RETAINAGE<br>(IF VARIABLE<br>RATE) |
|------------------|-----------------------------|-------------------------|--------------------------------------------|-------------|------------------|----------------------------------------------------------|--------------------------------------------------------------|-----------|--------------------------------------|-----------------------------------------|
|                  |                             |                         | FROM<br>PREVIOUS<br>APPLICATION<br>(D + E) | THIS PERIOD |                  |                                                          | %<br>(G ÷ C)                                                 |           |                                      |                                         |
|                  |                             |                         |                                            |             |                  |                                                          |                                                              |           |                                      |                                         |
| 22.1             | Plumbing                    | 234,236.00              | 234,236.00                                 | 0.00        | 0.00             | 234,236.00                                               | 100.00%                                                      | 0.00      | 0.00                                 |                                         |
| 23.1             | HVAC                        | 323,800.00              | 311,310.50                                 | 0.00        | 0.00             | 311,310.50                                               | 96.14%                                                       | 12,489.50 | 0.00                                 |                                         |
| 26.1             | Electrical                  | 439,351.00              | 439,351.00                                 | 0.00        | 0.00             | 439,351.00                                               | 100.00%                                                      | 0.00      | 0.00                                 |                                         |
| 27.1             | Communication Cabling       | 26,847.00               | 26,847.00                                  | 0.00        | 0.00             | 26,847.00                                                | 100.00%                                                      | 0.00      | 0.00                                 |                                         |
|                  | STATION 94                  | 0.00                    | 0.00                                       | 0.00        | 0.00             | 0.00                                                     | 0.00%                                                        | 0.00      | 0.00                                 |                                         |
| 0.1              | OC Allowance                | 13,377.39               | 0.00                                       | 0.00        | 0.00             | 0.00                                                     | 0.00%                                                        | 13,377.39 | 0.00                                 |                                         |
| 0.1a             | AER-OC-002                  | 1,704.00                | 1,704.00                                   | 0.00        | 0.00             | 1,704.00                                                 | 100.00%                                                      | 0.00      | 0.00                                 |                                         |
| 0.1b             | AER-OC-004                  | 5,171.00                | 5,171.00                                   | 0.00        | 0.00             | 5,171.00                                                 | 100.00%                                                      | 0.00      | 0.00                                 |                                         |
| 0.1c             | AER-OC-005                  | -640.00                 | -640.00                                    | 0.00        | 0.00             | -640.00                                                  | 100.00%                                                      | 0.00      | 0.00                                 |                                         |
| 0.1d             | AER-OC-006                  | 2,276.00                | 2,276.00                                   | 0.00        | 0.00             | 2,276.00                                                 | 100.00%                                                      | 0.00      | 0.00                                 |                                         |
| 0.1e             | AER-OC-007                  | 4,246.53                | 4,246.53                                   | 0.00        | 0.00             | 4,246.53                                                 | 100.00%                                                      | 0.00      | 0.00                                 |                                         |
| 0.1f             | AER-OC-008                  | 2,100.00                | 2,100.00                                   | 0.00        | 0.00             | 2,100.00                                                 | 100.00%                                                      | 0.00      | 0.00                                 |                                         |
| 0.1g             | AER-OC-009                  | 2,716.00                | 2,716.00                                   | 0.00        | 0.00             | 2,716.00                                                 | 100.00%                                                      | 0.00      | 0.00                                 |                                         |
| 0.1h             | AER-OC-014                  | -6,000.00               | -6,000.00                                  | 0.00        | 0.00             | -6,000.00                                                | 100.00%                                                      | 0.00      | 0.00                                 |                                         |
| 0.1i             | AER-OC-012 Partial          | 4,497.08                | 4,497.08                                   | 0.00        | 0.00             | 4,497.08                                                 | 100.00%                                                      | 0.00      | 0.00                                 |                                         |
| 0.1j             | AER-OC-016                  | 1,225.00                | 1,225.00                                   | 0.00        | 0.00             | 1,225.00                                                 | 100.00%                                                      | 0.00      | 0.00                                 |                                         |
| 0.1k             | AER-OC-018                  | 3,113.50                | 3,113.50                                   | 0.00        | 0.00             | 3,113.50                                                 | 100.00%                                                      | 0.00      | 0.00                                 |                                         |
| 0.2              | Signage Allowance           | 13,614.95               | 0.00                                       | 0.00        | 0.00             | 0.00                                                     | 0.00%                                                        | 13,614.95 | 0.00                                 |                                         |
| 0.2a             | AER-G-01                    | 5,088.00                | 5,088.00                                   | 0.00        | 0.00             | 5,088.00                                                 | 100.00%                                                      | 0.00      | 0.00                                 |                                         |
| 0.2b             | AER-DH-02 Partial           | 5,778.55                | 5,778.55                                   | 0.00        | 0.00             | 5,778.55                                                 | 100.00%                                                      | 0.00      | 0.00                                 |                                         |
| 0.2c             | AER-G-02                    | 518.50                  | 518.50                                     | 0.00        | 0.00             | 518.50                                                   | 100.00%                                                      | 0.00      | 0.00                                 |                                         |
| 0.3              | Hardware Allowance          | 0.00                    | 0.00                                       | 0.00        | 0.00             | 0.00                                                     | 0.00%                                                        | 0.00      | 0.00                                 |                                         |
| 0.3a             | AER-DH-01                   | 32,388.00               | 32,388.00                                  | 0.00        | 0.00             | 32,388.00                                                | 100.00%                                                      | 0.00      | 0.00                                 |                                         |
| 0.3b             | AER-DH-02 Partial           | 17,612.00               | 17,612.00                                  | 0.00        | 0.00             | 17,612.00                                                | 100.00%                                                      | 0.00      | 0.00                                 |                                         |
| 0.4              | Smoke Testing Allowance     | 2,500.00                | 0.00                                       | 0.00        | 0.00             | 0.00                                                     | 0.00%                                                        | 2,500.00  | 0.00                                 |                                         |
| 0.5              | Landscape Bed Allowance     | 5,000.00                | 0.00                                       | 0.00        | 0.00             | 0.00                                                     | 0.00%                                                        | 5,000.00  | 0.00                                 |                                         |
| 01.01            | Supervision                 | 65,105.00               | 65,105.00                                  | 0.00        | 0.00             | 65,105.00                                                | 100.00%                                                      | 0.00      | 0.00                                 |                                         |

AIA Document G703™ - 1992. Copyright © 1993, 1995, 1996, 1997, 1970, 1978, 1983 and 1992 by The American Institute of Architects. All rights reserved. This AIA® Document is protected by U.S. Copyright Law and International Treaties. Unauthorized reproduction or distribution of this AIA® Document, or any portion of it, may result in severe civil and criminal penalties, and will be prosecuted to the maximum extent possible under the law. This document was produced by AIA software at 11:11:10 ET on 02/27/2020 under Order No. 3126274972 which expires on 02/13/2021, and is not for resale.

User Notes:

(389ADA48)

| A<br>ITEM<br>NO. | B<br>DESCRIPTION OF<br>WORK | C<br>SCHEDULED<br>VALUE | D<br>WORK COMPLETED                        |             | E<br>THIS PERIOD | F<br>MATERIALS<br>PRESENTLY<br>STORED<br>(NOT IN D OR E) | G                                                       |              | H<br>BALANCE TO<br>FINISH<br>(C - G) | I<br>RETAINAGE<br>(IF VARIABLE<br>RATE) |
|------------------|-----------------------------|-------------------------|--------------------------------------------|-------------|------------------|----------------------------------------------------------|---------------------------------------------------------|--------------|--------------------------------------|-----------------------------------------|
|                  |                             |                         | FROM<br>PREVIOUS<br>APPLICATION<br>(D + E) | THIS PERIOD |                  |                                                          | TOTAL<br>COMPLETED AND<br>STORED TO DATE<br>(D + E + F) | %<br>(G ÷ C) |                                      |                                         |
|                  |                             |                         |                                            |             |                  |                                                          |                                                         |              |                                      |                                         |
| 01.02            | Temporary Facilities        | 9,508.00                | 9,508.00                                   | 0.00        | 0.00             | 0.00                                                     | 9,508.00                                                | 100.00%      | 0.00                                 | 0.00                                    |
| 01.03            | Construction Fence          | 2,417.00                | 2,417.00                                   | 0.00        | 0.00             | 0.00                                                     | 2,417.00                                                | 100.00%      | 0.00                                 | 0.00                                    |
| 01.04            | Dumpsters                   | 10,359.00               | 10,359.00                                  | 0.00        | 0.00             | 0.00                                                     | 10,359.00                                               | 100.00%      | 0.00                                 | 0.00                                    |
| 01.05            | Mobilization                | 2,400.00                | 2,400.00                                   | 0.00        | 0.00             | 0.00                                                     | 2,400.00                                                | 100.00%      | 0.00                                 | 0.00                                    |
| 01.06            | Surveying                   | 5,755.00                | 5,755.00                                   | 0.00        | 0.00             | 0.00                                                     | 5,755.00                                                | 100.00%      | 0.00                                 | 0.00                                    |
| 01.07            | Equipment Rental            | 3,914.00                | 3,914.00                                   | 0.00        | 0.00             | 0.00                                                     | 3,914.00                                                | 100.00%      | 0.00                                 | 0.00                                    |
| 01.08            | Final Clean                 | 3,119.00                | 3,119.00                                   | 0.00        | 0.00             | 0.00                                                     | 3,119.00                                                | 100.00%      | 0.00                                 | 0.00                                    |
| 01.09            | General Labor               | 5,685.00                | 5,685.00                                   | 0.00        | 0.00             | 0.00                                                     | 5,685.00                                                | 100.00%      | 0.00                                 | 0.00                                    |
| 01.10            | Insurance                   | 36,925.00               | 36,925.00                                  | 0.00        | 0.00             | 0.00                                                     | 36,925.00                                               | 100.00%      | 0.00                                 | 0.00                                    |
| 01.11            | Performance & Payment       |                         |                                            |             |                  |                                                          |                                                         |              |                                      |                                         |
| 02.01            | Bonds                       | 35,107.00               | 35,107.00                                  | 0.00        | 0.00             | 0.00                                                     | 35,107.00                                               | 100.00%      | 0.00                                 | 0.00                                    |
| 02.02            | Earthwork                   | 106,931.00              | 106,931.00                                 | 0.00        | 0.00             | 0.00                                                     | 106,931.00                                              | 100.00%      | 0.00                                 | 0.00                                    |
| 02.03            | SWPPP                       | 4,604.00                | 4,604.00                                   | 0.00        | 0.00             | 0.00                                                     | 4,604.00                                                | 100.00%      | 0.00                                 | 0.00                                    |
| 02.04            | Utilities                   | 85,177.00               | 85,177.00                                  | 0.00        | 0.00             | 0.00                                                     | 85,177.00                                               | 100.00%      | 0.00                                 | 0.00                                    |
| 02.05            | Fire Line                   | 47,883.00               | 47,883.00                                  | 0.00        | 0.00             | 0.00                                                     | 47,883.00                                               | 100.00%      | 0.00                                 | 0.00                                    |
| 02.06            | Irrigation                  | 17,841.00               | 17,841.00                                  | 0.00        | 0.00             | 0.00                                                     | 17,841.00                                               | 100.00%      | 0.00                                 | 0.00                                    |
| 02.07            | Landscaping                 | 25,895.00               | 25,895.00                                  | 0.00        | 0.00             | 0.00                                                     | 25,895.00                                               | 100.00%      | 0.00                                 | 0.00                                    |
| 02.08            | Paving Specialties          | 3,396.00                | 3,396.00                                   | 0.00        | 0.00             | 0.00                                                     | 3,396.00                                                | 100.00%      | 0.00                                 | 0.00                                    |
| 03.01            | Gates                       | 1,727.00                | 1,727.00                                   | 0.00        | 0.00             | 0.00                                                     | 1,727.00                                                | 100.00%      | 0.00                                 | 0.00                                    |
| 03.02            | Concrete                    | 227,711.00              | 227,711.00                                 | 0.00        | 0.00             | 0.00                                                     | 227,711.00                                              | 100.00%      | 0.00                                 | 0.00                                    |
| 04.01            | Polished Concrete           | 6,906.00                | 6,906.00                                   | 0.00        | 0.00             | 0.00                                                     | 6,906.00                                                | 100.00%      | 0.00                                 | 0.00                                    |
| 05.01            | Masonry                     | 115,331.00              | 115,331.00                                 | 0.00        | 0.00             | 0.00                                                     | 115,331.00                                              | 100.00%      | 0.00                                 | 0.00                                    |
| 05.02            | Steel Erection              | 87,315.00               | 87,315.00                                  | 0.00        | 0.00             | 0.00                                                     | 87,315.00                                               | 100.00%      | 0.00                                 | 0.00                                    |
| 06.01            | Miscellaneous Steel         | 3,223.00                | 3,223.00                                   | 0.00        | 0.00             | 0.00                                                     | 3,223.00                                                | 100.00%      | 0.00                                 | 0.00                                    |
| 07.01            | Millwork                    | 46,030.00               | 46,030.00                                  | 0.00        | 0.00             | 0.00                                                     | 46,030.00                                               | 100.00%      | 0.00                                 | 0.00                                    |
| 07.02            | Waterproofing               | 42,888.00               | 42,888.00                                  | 0.00        | 0.00             | 0.00                                                     | 42,888.00                                               | 100.00%      | 0.00                                 | 0.00                                    |
| 07.3             | Insulation                  | 35,594.00               | 35,594.00                                  | 0.00        | 0.00             | 0.00                                                     | 35,594.00                                               | 100.00%      | 0.00                                 | 0.00                                    |
| 08.1             | TPO Roofing                 | 16,920.00               | 16,920.00                                  | 0.00        | 0.00             | 0.00                                                     | 16,920.00                                               | 100.00%      | 0.00                                 | 0.00                                    |
| 08.2             | Doors & Frames              | 31,734.00               | 31,734.00                                  | 0.00        | 0.00             | 0.00                                                     | 31,734.00                                               | 100.00%      | 0.00                                 | 0.00                                    |
| 08.2             | OH Doors                    | 25,726.00               | 25,726.00                                  | 0.00        | 0.00             | 0.00                                                     | 25,726.00                                               | 100.00%      | 0.00                                 | 0.00                                    |

AIA Document G703™ - 1992. Copyright © 1963, 1965, 1966, 1967, 1970, 1978, 1983 and 1992 by The American Institute of Architects. All rights reserved. WARNING: This AIA® Document is protected by U.S. Copyright Law and International Treaties. Unauthorized reproduction or distribution of this AIA® Document, or any portion of it, may result in severe civil and criminal penalties, and will be prosecuted to the maximum extent possible under the law. This document was produced by AIA software at 11:11:10 ET on 02/27/2020 under Order No. 3126274972 which expires on 02/13/2021, and is not for resale.

User Notes:

(389ADA48)

| A<br>ITEM<br>NO. | B<br>DESCRIPTION OF<br>WORK        | C<br>SCHEDULED<br>VALUE | D<br>WORK COMPLETED                        |                     | E<br>THIS PERIOD | F<br>MATERIALS<br>PRESENTLY<br>STORED<br>(NOT IN D OR E) | G                                                       |               | H<br>BALANCE TO<br>FINISH<br>(C - G) | I<br>RETAINAGE<br>(IF VARIABLE<br>RATE) |
|------------------|------------------------------------|-------------------------|--------------------------------------------|---------------------|------------------|----------------------------------------------------------|---------------------------------------------------------|---------------|--------------------------------------|-----------------------------------------|
|                  |                                    |                         | FROM<br>PREVIOUS<br>APPLICATION<br>(D + E) | THIS PERIOD         |                  |                                                          | TOTAL<br>COMPLETED AND<br>STORED TO DATE<br>(D + E + F) | %<br>(G ÷ C)  |                                      |                                         |
|                  |                                    |                         |                                            |                     |                  |                                                          |                                                         |               |                                      |                                         |
| 08.3             | Storefronts                        | 65,117.00               | 65,117.00                                  | 0.00                | 0.00             | 0.00                                                     | 65,117.00                                               | 100.00%       | 0.00                                 | 0.00                                    |
| 09.1             | Gypsum Assemblies                  | 132,181.00              | 132,181.00                                 | 0.00                | 0.00             | 0.00                                                     | 132,181.00                                              | 100.00%       | 0.00                                 | 0.00                                    |
| 09.2             | Flooring                           | 82,077.00               | 82,077.00                                  | 0.00                | 0.00             | 0.00                                                     | 82,077.00                                               | 100.00%       | 0.00                                 | 0.00                                    |
| 09.3             | Acoustical Ceilings                | 11,971.00               | 11,971.00                                  | 0.00                | 0.00             | 0.00                                                     | 11,971.00                                               | 100.00%       | 0.00                                 | 0.00                                    |
| 09.4             | Painting                           | 52,602.00               | 52,602.00                                  | 0.00                | 0.00             | 0.00                                                     | 52,602.00                                               | 100.00%       | 0.00                                 | 0.00                                    |
| 10.1             | Display Boards                     | 1,831.00                | 1,831.00                                   | 0.00                | 0.00             | 0.00                                                     | 1,831.00                                                | 100.00%       | 0.00                                 | 0.00                                    |
| 10.2             | Bollard Covers                     | 1,202.00                | 1,202.00                                   | 0.00                | 0.00             | 0.00                                                     | 1,202.00                                                | 100.00%       | 0.00                                 | 0.00                                    |
| 10.3             | Toilet Partitions &<br>Accessories | 11,345.00               | 11,345.00                                  | 0.00                | 0.00             | 0.00                                                     | 11,345.00                                               | 100.00%       | 0.00                                 | 0.00                                    |
| 10.4             | Flagpoles                          | 2,997.00                | 2,997.00                                   | 0.00                | 0.00             | 0.00                                                     | 2,997.00                                                | 100.00%       | 0.00                                 | 0.00                                    |
| 10.5             | Protective Covers                  | 49,834.00               | 49,834.00                                  | 0.00                | 0.00             | 0.00                                                     | 49,834.00                                               | 100.00%       | 0.00                                 | 0.00                                    |
| 10.6             | Fire Cabinets                      | 1,652.00                | 1,652.00                                   | 0.00                | 0.00             | 0.00                                                     | 1,652.00                                                | 100.00%       | 0.00                                 | 0.00                                    |
| 11.1             | Appliances                         | 10,703.00               | 10,703.00                                  | 0.00                | 0.00             | 0.00                                                     | 10,703.00                                               | 100.00%       | 0.00                                 | 0.00                                    |
| 12.1             | Window Coverings                   | 4,581.00                | 4,581.00                                   | 0.00                | 0.00             | 0.00                                                     | 4,581.00                                                | 100.00%       | 0.00                                 | 0.00                                    |
| 12.2             | Projection Screen                  | 5,870.00                | 5,870.00                                   | 0.00                | 0.00             | 0.00                                                     | 5,870.00                                                | 100.00%       | 0.00                                 | 0.00                                    |
| 13.1             | PEMB                               | 177,712.00              | 177,712.00                                 | 0.00                | 0.00             | 0.00                                                     | 177,712.00                                              | 100.00%       | 0.00                                 | 0.00                                    |
| 13.2             | Fire Alarm                         | 17,171.00               | 13,040.00                                  | 4,131.00            | 0.00             | 0.00                                                     | 17,171.00                                               | 100.00%       | 0.00                                 | 0.00                                    |
| 13.3             | Fire Sprinkler                     | 44,016.00               | 44,016.00                                  | 0.00                | 0.00             | 0.00                                                     | 44,016.00                                               | 100.00%       | 0.00                                 | 0.00                                    |
| 22.1             | Plumbing                           | 234,236.00              | 234,236.00                                 | 0.00                | 0.00             | 0.00                                                     | 234,236.00                                              | 100.00%       | 0.00                                 | 0.00                                    |
| 23.1             | HVAC                               | 308,920.00              | 286,145.30                                 | 0.00                | 0.00             | 0.00                                                     | 286,145.30                                              | 92.63%        | 22,774.70                            | 0.00                                    |
| 26.1             | Electrical                         | 315,588.00              | 315,588.00                                 | 0.00                | 0.00             | 0.00                                                     | 315,588.00                                              | 100.00%       | 0.00                                 | 0.00                                    |
| 27.1             | Communication Cabling              | 26,847.00               | 26,847.00                                  | 0.00                | 0.00             | 0.00                                                     | 26,847.00                                               | 100.00%       | 0.00                                 | 0.00                                    |
|                  | <b>GRAND TOTAL</b>                 | <b>\$6,178,460.00</b>   | <b>\$5,842,446.31</b>                      | <b>\$100,131.00</b> | <b>\$0.00</b>    | <b>\$0.00</b>                                            | <b>\$5,942,577.31</b>                                   | <b>96.18%</b> | <b>\$235,882.69</b>                  | <b>\$0.00</b>                           |

AIA Document G703™ - 1992. Copyright © 1963, 1965, 1966, 1967, 1970, 1976, 1983 and 1992 by The American Institute of Architects. All rights reserved. WARNING: This AIA® Document is protected by U.S. Copyright Law and International Treaties. Unauthorized reproduction or distribution of this AIA® Document, or any portion of it, may result in severe civil and criminal penalties, and will be prosecuted to the maximum extent possible under the law. This document was produced by AIA software at 11:11:10 ET on 02/27/2020 under Order No. 3126274972 which expires on 02/13/2021, and is not for resale.

User Notes: (3B9ADA48)

Harris County ESD #1  
EMS Stations 92 & 94  
Pay Application #20 Station Totals  
February 27, 2020

**Station 92:**

|                   |                |
|-------------------|----------------|
| Total Value       | \$3,390,594.50 |
| Invoiced to Date  | 3,211,978.85   |
| Percent Complete  | 95.00%         |
| Balance to Finish | \$ 178,615.65  |

**Station 94:**

|                   |                |
|-------------------|----------------|
| Total Value       | \$2,787,865.50 |
| Invoiced to Date  | 2,730,598.47   |
| Percent Complete  | 98.00%         |
| Balance to Finish | \$ 57,267.03   |

## Conditional Waiver & Release Upon Partial Payment

Whereas, the undersigned **Construction Masters of Houston, Inc.** has performed work or furnished materials for improvement to property known as **Harris County ESD #1, EMS Stations 92 & 94**, located in the city of Houston, state of Texas.

The undersigned further certifies that all labor and materials furnished by the undersigned in connection with the above named project has been paid in full and agrees to indemnify and save harmless the said Owner, **Harris County ESD #1**, against all loss, damages, cost or expense of any character whatsoever that may arise by reason of claims for labor or unpaid material used in connection with said improvements. When the check has been properly endorsed, and has been paid by the bank upon which it is drawn, this document shall become effective to release pro tanto, any mechanic's lien, stop notice or bond right the undersigned has on the job.

Signed, Sealed and Delivered This 27<sup>th</sup> Day of February, 2020

**Construction Masters of Houston, Inc.**

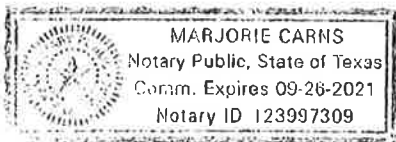
By: \_\_\_\_\_

Title: **President**

State of Texas }  
County of Brazoria }

Before me, the undersigned authority, on this day appeared **Justin Davis**, a person known to me, who upon being placed under oath, stated that he read and signed the foregoing instrument for the purposes and consideration therein stated and as the act and deed of **Construction Masters of Houston, Inc.** and further stated that each statement therein is within his knowledge and is true and correct.

Sworn and subscribed to before me on the 27<sup>th</sup> day of February, 2020.



Marjorie Carns  
Notary Public in and for Brazoria County, Texas  
My commission expires: 9/26/21

---

# RBAP

---

RADCLIFFE  
BOBBITT  
ADAMS  
POLLEY

America Tower  
2929 Allen Parkway, Suite 3450  
Houston, Texas 77019  
(713) 237-1221  
www.rbaplaw.com

Harris County ESD No. 1  
c/o The Morton Accounting Services  
1125 Cypress Station Drive, Building H-4  
Houston, Texas 77090

March 16, 2020

Client No.: 1850.0000  
Invoice No.: 209454

**Attention:**

**RE:** Elections

| DATE      | DESCRIPTION                                                                                                                                             | HOURS | AMOUNT |     |
|-----------|---------------------------------------------------------------------------------------------------------------------------------------------------------|-------|--------|-----|
| Feb-04-20 | Review and accept Application for Place on Ballot (P. Serna).                                                                                           | 0.25  | 46.25  | MAG |
|           | Forward letter regarding notice of ballot drawing to P. Serna.                                                                                          | 0.25  | 37.50  | RRR |
| Feb-05-20 | Prepare 2/25 supplemental agenda and Order Declaring Unopposed Candidates and Canceling Election.                                                       | 1.00  | 150.00 | RRR |
|           | Review and proof 2/25 supplemental agenda.                                                                                                              | 0.50  | 37.50  | LAG |
| Feb-06-20 | Review and revise 2/25 Supplemental Agenda, Order Declaring Unopposed Candidates and Canceling Election and Certificate Regarding Unopposed Candidates. | 0.25  | 46.25  | MAG |
| Feb-17-20 | Review and revise 2/25 agenda.                                                                                                                          | 0.25  | 70.00  | RDA |
|           | Correspond with Commissioners regarding status of applications for place on ballot.                                                                     | 0.25  | 37.50  | RRR |
|           | Revise and finalize 2/25 agenda and related                                                                                                             | 0.50  | 37.50  | LAG |

|           |                                                                                                                        |      |                   |     |
|-----------|------------------------------------------------------------------------------------------------------------------------|------|-------------------|-----|
|           | certificates of posting; transmit same to J. Hyde for posting in District and on website.                              |      |                   |     |
| Feb-23-20 | Review and revise Order Cancelling Election; review and revise 1/28 minutes; correspond with J. Hyde regarding same.   | 0.50 | 150.00            | RDA |
| Feb-24-20 | Office conference with M. Cherubin regarding meeting preparation.                                                      | 0.25 | 68.75             | RDA |
|           | Revise and finalize Order Declaring Unopposed Candidates Elected to Office and Canceling Election.                     | 0.25 | 20.00             | MJV |
|           | Office conference with R. Adams regarding meeting preparation; prepare meeting file.                                   | 0.75 | 56.25             | MC  |
| Feb-25-20 | Prepare for, travel to/from and attend 2/25 Board meeting.                                                             | 1.75 | 481.25            | RDA |
| Feb-27-20 | Correspond with J. Hyde regarding updates to website concerning Election-related posts; review website regarding same. | 0.25 | 37.50             | RRR |
|           | Totals                                                                                                                 | 7.00 | <u>\$1,276.25</u> |     |

**DISBURSEMENTS**

|           |                                         |  |                |                          |
|-----------|-----------------------------------------|--|----------------|--------------------------|
|           | Photocopies - Black & White             |  | 17.40          |                          |
|           | Postage                                 |  | 1.00           |                          |
| Feb-10-20 | Mileage (1/28/2020 Board Meeting - RDA) |  | 21.62          |                          |
|           | Totals                                  |  | <u>\$40.02</u> |                          |
|           | <b>Total Fee &amp; Disbursements</b>    |  |                | <u><b>\$1,316.27</b></u> |
|           | <b>Balance Now Due</b>                  |  |                | <u><b>\$4,656.40</b></u> |



**COMMISSIONER'S REIMBURSEMENT EXPENSE REPORT**

District: **Harris County Emergency Services District No. 1**

Tuesday March 17, 2020

Name: Shirley P. Reed

|            |                               |         |                 | Mileage Rate |                 |       |       |       |                                  |                 |
|------------|-------------------------------|---------|-----------------|--------------|-----------------|-------|-------|-------|----------------------------------|-----------------|
|            |                               |         |                 | 0.58         |                 |       |       |       |                                  |                 |
| Dates      | Fee of Office Due Description | Airfare | Lodging (Hotel) | Miles Driven | Mileage Expense | Meals | Phone | Other | Memo                             | Totals          |
| 02/22/2020 | SAFE-D Conference             |         |                 |              |                 |       |       |       |                                  | 150.00          |
| 02/24/2020 | Board Meeting Files JH        |         |                 |              |                 |       |       |       |                                  | 150.00          |
| 02/25/2020 | Approved Doc                  |         |                 |              |                 |       |       |       |                                  | 150.00          |
| 02/26/2020 | HCEC Coronavirus Update       |         |                 |              |                 |       |       |       |                                  | 150.00          |
|            |                               |         |                 |              |                 |       |       |       |                                  |                 |
|            |                               |         |                 |              |                 |       |       |       |                                  |                 |
|            |                               |         |                 |              |                 |       |       |       |                                  |                 |
|            |                               |         |                 |              |                 |       |       |       |                                  |                 |
|            |                               |         |                 |              |                 |       |       |       |                                  |                 |
|            |                               |         |                 |              |                 |       |       |       |                                  |                 |
|            |                               |         |                 |              |                 |       |       |       |                                  |                 |
|            |                               |         |                 |              |                 |       |       |       |                                  |                 |
|            |                               |         |                 |              |                 |       |       |       |                                  |                 |
|            |                               |         |                 |              |                 |       |       |       |                                  |                 |
|            |                               |         |                 |              |                 |       |       |       |                                  |                 |
|            |                               |         |                 |              |                 |       |       |       |                                  |                 |
|            |                               |         |                 |              |                 |       |       |       |                                  |                 |
|            |                               |         |                 |              |                 |       |       |       |                                  |                 |
|            |                               |         |                 |              |                 |       |       |       |                                  |                 |
|            | <b>Subtotals</b>              |         | 0               |              | 0               | 0     | 0     | 0     | 0                                | <b>\$600.00</b> |
|            |                               |         |                 |              |                 |       |       |       | <b>Miscellaneous Expense</b>     |                 |
|            |                               |         |                 |              |                 |       |       |       | <b>Subtotal of Expenses:</b>     |                 |
|            |                               |         |                 |              |                 |       |       |       | <b>Number of Days of Service</b> |                 |
|            |                               |         |                 |              |                 |       |       |       | <b>Commissioner's Fees Due:</b>  |                 |
|            |                               |         |                 |              |                 |       |       |       | <b>Less Cash Advance:</b>        |                 |
|            |                               |         |                 |              |                 |       |       |       |                                  | <b>\$600.00</b> |

The Morton Accounting Services  
 450 N. Sam Houston Pkwy E Ste 168  
 Houston, Texas 77060  
 (281) 416-8571 FAX (855) 331-3080  
 Email: melissacpa@themortonassociates.com

I certify that I incurred these expenses on District Business.

Signature Shirley P. Reed



THE MORTON ACCOUNTING SERVICES

# Invoice

|           |           |
|-----------|-----------|
| Date      | Invoice # |
| 2/29/2020 | 2035      |

|                                                                    |
|--------------------------------------------------------------------|
| Bill To                                                            |
| Harris County ESD #1<br>2800 Aldine Bender Rd<br>Houston, TX 77032 |

|        |           |
|--------|-----------|
| Terms  | Due Date  |
| Net 15 | 3/15/2020 |

| Served    | Description                                                                                                                              | Hours    | Rate     | Amount   |
|-----------|------------------------------------------------------------------------------------------------------------------------------------------|----------|----------|----------|
| 2/29/2020 | February Financial Statements                                                                                                            |          | 2,750.00 | 2,750.00 |
| 2/29/2020 | Special reporting                                                                                                                        | 0.5      | 140.00   | 70.00    |
| 2/29/2020 | Additional Hours (Debt planning, fixed asset management, construction invoice review, construction reporting, meeting with bankers, etc) | 10.17011 | 140.00   | 1,423.82 |
| 2/29/2020 | Postage                                                                                                                                  |          | 12.05    | 12.05    |
| 2/29/2020 | Copies                                                                                                                                   | 53       | 0.29     | 15.37    |

Please Remit Payment to:  
The Morton Accounting Service  
1125 Cypress Station Dr. Bldg H-4  
Houston, TX 77090

or via the Intuit payment link in the email.

|                         |            |
|-------------------------|------------|
| <b>Total</b>            | \$4,271.24 |
| <b>Payments/Credits</b> | \$0.00     |
| <b>Balance Due</b>      | \$4,271.24 |



**GOVERNMENT CAPITAL**  
CORPORATION

Harris County ESD NO. 1

March 27, 2020

**Re: PRELIMINARY - Refunding for real estate projects**

We are pleased to offer the following preliminary overview of the financing terms:

|                      |                                                                     |
|----------------------|---------------------------------------------------------------------|
| Financing structure: | Health and Safety Code 775.085-Ad Valorem Tax Pledge                |
| Project Description: | Refunding real estate projects                                      |
| Project Pricing:     | \$6,251,874.61                                                      |
| Down Payment:        | \$0.00                                                              |
| Lender:              | Government Capital Corporation                                      |
| Lender Counsel:      | TBD                                                                 |
| Tax Counsel:         | Radcliffe, Bobbitt, Adams, Polley PLLC (paid by Government Capital) |
| Issuance Costs:      | \$70,000 (paid by issuer at closing or in the financed amount)      |

---

|                              |                  |
|------------------------------|------------------|
| Term:                        | 13 Years         |
| <b>Semi-Annual Payments:</b> | 26@ \$272,509.00 |
| Payments Commencing:         | 11/15/2020       |
| Indicative Interest Rate:    | 1.90% fixed      |
| TIC*:                        | 2.075%           |
| Prepayment:                  | Non Callable     |
| Closing Date:                | 05/15/20         |

---

TIC\*: *Represents the yield to Harris County ESD NO. 1 after all issuance cost*

Previous annual payment for transaction # 8203: **\$600,860.76** (13 years remaining)  
Estimated Total Saving: **\$655,955.88**

The above financing structure will be secured by a pledge of ad valorem tax revenue. As a result, a lien will not be placed on the property. Furthermore, traditional real estate expenses such as the cost for an appraisal, title policy, environmental studies, survey etc. will not be required.

The above terms are subject to qualifications under 265(b)3 of the Internal Revenue Code, underwriting approval, bank qualification and mutually acceptable documentation. Proposed funding considers all cost of borrowing. **Terms subject to change if funding occurs after May 15, 2020.**

Our team is prepared to move forward or provide other terms for consideration as needed.

Landon Newton  
Government Capital Corporation  
345 Miron Dr  
Southlake, Texas 76092  
(817) 722-0213 Direct  
[Landon.Newton@govcap.com](mailto:Landon.Newton@govcap.com)

*The transaction described herein is an arm's length, commercial transaction between you and Government Capital Corporation ("GCC"), in which GCC: (i) is acting solely for its own financial and other interests that may differ from yours; (ii) is not acting as your municipal advisor or financial advisor, and has no fiduciary duty to you with respect to this transaction; and (iii) is not recommending that you take an action with respect to this transaction.*



**GOVERNMENT CAPITAL CORPORATION**

Harris County ESD NO. 1

March 27, 2020

**Re: PREMILARY - Refunding for real estate projects**

We are pleased to offer the following preliminary overview of the financing terms:

|                      |                                                                     |
|----------------------|---------------------------------------------------------------------|
| Financing structure: | Health and Safety Code 775.085-Ad Valorem Tax Pledge                |
| Project Description: | Refunding real estate projects                                      |
| Project Pricing:     | \$6,251,874.61                                                      |
| Down Payment:        | \$0.00                                                              |
| Lender:              | Government Capital Corporation                                      |
| Lender Counsel:      | TBD                                                                 |
| Tax Counsel:         | Radcliffe, Bobbitt, Adams, Polley PLLC (paid by Government Capital) |
| Issuance Costs:      | \$70,000 (paid by issuer at closing or in the financed amount)      |

---

|                              |                                                    |
|------------------------------|----------------------------------------------------|
| Term:                        | 13 Years                                           |
| <b>Semi-Annual Payments:</b> | 26@ \$276,905.72                                   |
| Payments Commencing:         | 11/15/2020                                         |
| Indicative Interest Rate:    | 2.15% fixed                                        |
| TIC*:                        | 2.326%                                             |
| Prepayment:                  | Callable 11/15/2025 at par without fees or penalty |
| Closing Date:                | 05/15/20                                           |

---

TIC\*: Represents the yield to Harris County ESD NO. 1 after all issuance cost

Previous annual payment for transaction # 8203: **\$600,860.76** (13 years remaining)  
Estimated Total Saving: **\$541,641.16**

The above financing structure will be secured by a pledge of ad valorem tax revenue. As a result, a lien will not be placed on the property. Furthermore, traditional real estate expenses such as the cost for an appraisal, title policy, environmental studies, survey etc. will not be required.

The above terms are subject to qualifications under 265(b)3 of the Internal Revenue Code, underwriting approval, bank qualification and mutually acceptable documentation. Proposed funding considers all cost of borrowing. **Terms subject to change if funding occurs after May 15, 2020.**

Our team is prepared to move forward or provide other terms for consideration as needed.

Landon Newton  
Government Capital Corporation  
345 Miron Dr  
Southlake, Texas 76092  
(817) 722-0213 Direct  
[Landon.Newton@govcap.com](mailto:Landon.Newton@govcap.com)

**APPROVED**  
Document approved by Harris County ESD-1  
Board of Commissioners  
By a Majority Vote  
on 3-31-20 (Date)  
  
President of ESD-1      Secretary of ESD-1

*The transaction described herein is an arm's length, commercial transaction between you and Government Capital Corporation ("GCC"), in which GCC: (i) is acting solely for its own financial and other interests that may differ from yours; (ii) is not acting as your municipal advisor or financial advisor, and has no fiduciary duty to you with respect to this transaction; and (iii) is not recommending that you take an action with respect to this transaction.*



**GOVERNMENT CAPITAL**  
**CORPORATION**

Harris County ESD NO. 1

March 27, 2020

**Re: PREMILARY - Refunding for real estate projects**

We are pleased to offer the following preliminary overview of the financing terms:

|                      |                                                                     |
|----------------------|---------------------------------------------------------------------|
| Financing structure: | Health and Safety Code 775.085-Ad Valorem Tax Pledge                |
| Project Description: | Refunding real estate projects                                      |
| Project Pricing:     | \$6,251,874.61                                                      |
| Down Payment:        | \$0.00                                                              |
| Lender:              | Government Capital Corporation                                      |
| Lender Counsel:      | TBD                                                                 |
| Tax Counsel:         | Radcliffe, Bobbitt, Adams, Polley PLLC (paid by Government Capital) |
| Issuance Costs:      | \$70,000 (paid by issuer at closing or in the financed amount)      |

---

|                              |                                                    |
|------------------------------|----------------------------------------------------|
| Term:                        | 13 Years                                           |
| <b>Semi-Annual Payments:</b> | 26@ \$274,262.72                                   |
| Payments Commencing:         | 11/15/2020                                         |
| Indicative Interest Rate:    | 2.00% fixed                                        |
| TIC*:                        | 2.176%                                             |
| Prepayment:                  | Callable 11/15/2027 at par without fees or penalty |
| Closing Date:                | 05/15/20                                           |

TIC\*: *Represents the yield to Harris County ESD NO. 1 after all issuance cost*

Previous annual payment for transaction # 8203: **\$600,860.76** (13 years remaining)

Estimated Total Saving: **\$610,359.16**

The above financing structure will be secured by a pledge of ad valorem tax revenue. As a result, a lien will not be placed on the property. Furthermore, traditional real estate expenses such as the cost for an appraisal, title policy, environmental studies, survey etc. will not be required.

The above terms are subject to qualifications under 265(b)3 of the Internal Revenue Code, underwriting approval, bank qualification and mutually acceptable documentation. Proposed funding considers all cost of borrowing. **Terms subject to change if funding occurs after May 15, 2020.**

Our team is prepared to move forward or provide other terms for consideration as needed.

Landon Newton  
Government Capital Corporation  
345 Miron Dr  
Southlake, Texas 76092  
(817) 722-0213 Direct  
[Landon.Newton@govcap.com](mailto:Landon.Newton@govcap.com)

*The transaction described herein is an arm's length, commercial transaction between you and Government Capital Corporation ("GCC"), in which GCC: (i) is acting solely for its own financial and other interests that may differ from yours; (ii) is not acting as your municipal advisor or financial advisor, and has no fiduciary duty to you with respect to this transaction; and (iii) is not recommending that you take an action with respect to this transaction.*



**BB&T Governmental Finance**

2713-B Forest Hills Road  
Wilson, NC 27893

3/27/2020

Harris County ESD No. 1

Dear Valued Client,

Thank you for choosing Truist Bank, formerly known as Branch Banking and Trust Company, as your financial provider. Enclosed is the payoff quote you requested. Please note that the payoff quote is subject to change.

The payoff quote provides the amount required to repay the referenced loan or specified collateral as of the stated payoff date. If funds will be received after the stated payoff date, kindly add the per diem amount to the total payoff amount for each additional day thereafter.

Once funds for the total payoff amount are received and validated, indebtedness in connection with the collateral will be satisfied provided that it does not secure another active loan.

Please include a copy of the payoff quote or reference the contract number with your payment.

As a courtesy, we will prepare one complementary payoff quote per contract. Subsequent payoff quote requests may be subject to a processing fee due when the payoff is requested.

We appreciate your business and look forward to continuing to serve your finance needs.

Sincerely,

BB&T Governmental Finance

Enclosure(s)

**Truist Bank, formerly known as Branch Banking and Trust Company**

**Governmental Finance**

**2713-B Forest Hill Road  
Wilson, NC 27893**

**PAYOFF QUOTE**

Date: 3/27/2020  
Contract Number: 9943004754-00001  
Client Name: Harris County ESD No. 1  
Quoted By: David Brown

---

Quote For Payoff Date of: 4/15/2020

|                       |   |                |
|-----------------------|---|----------------|
| Principal Balance:    |   | \$6,441,194.29 |
| Accrued Interest:     | + | \$92,592.17    |
| Prepayment Premium:   | + | \$0.00         |
| Outstanding Payments: | + | \$0.00         |
| Project Fund Balance: | - | \$0.00         |

**Total Payoff: \$6,533,786.46**

Per Diem: \$617.28

*This payoff quote is subject to change and is governed by the original contract terms and conditions.*

---

Please remit funds to BB&T Governmental Finance via certified check or wire transfer, and reference the contract number.

**Wire Instructions:**

Bank Name: Branch Banking & Trust Company  
BNF Name: BB&T Governmental Finance  
BNF Physical Address: 5130 Parkway Plaza Blvd  
Charlotte, NC 28217  
ABA: 053101121  
BNF Account: 0005203964953

**Remit to Address:**

BB&T Governmental Finance  
Mail Code: 100-50-02-56  
2713-B Forest Hills Rd  
Wilson, NC 27893

Thank you for choosing BB&T Governmental Finance.

**RBAP**

RADCLIFFE  
BOBBITT  
ADAMS  
POLLEY

America Tower  
2929 Allen Parkway  
Suite 3450  
Houston, Texas 77019-7120  
713.237.1221  
rbaplaw.com

March 27, 2020

**VIA REGULAR MAIL AND E-MAIL**

Board of Commissioners  
Harris County Emergency Services District No. 1  
2800 Aldine Bender  
Houston, Texas 77032

Re: Consent and Waiver of Conflict

Dear Board of Commissioners:

Radcliffe Bobbitt Adams Polley PLLC has been asked to represent Government Capital Corporation ("Gov Cap") by serving as tax counsel in a transaction with Harris County Emergency Services District No. 1 (the "District") (the "Financing"). As you know, we represent Gov Cap as counsel on matters related to similar loans with various types of local governmental entities unrelated to the Financing and we represent the District on matters related to elections and certain litigation (the "Other Matters"). We understand that Gov Cap may have a position that is adverse to the District.

Applicable rules of professional conduct require us to obtain the District's consent to our representation of Gov Cap because such representation may be directly adverse to the District as a client of the Firm. However, we do not believe that representing Gov Cap on the Financing is directly adverse as it relates to any of the Other Matters because:

- (i) The Financing is not substantially related to the Other Matters; and
- (ii) While representing either party on the Other Matters, we did not acquire any information material to the Financing.

However, in order to avoid any disagreement in the future, we would like to obtain your consent to our representation of Gov Cap on the Financing while representing the District on Other Matters, and for you to waive any potential conflict of interest such representation might involve. By giving your consent, the District acknowledges that we have made full disclosure to you of the facts and circumstances surrounding any conflict or potential conflict which may exist now or in the future with regard to our separate representation of the District and Gov Cap, provided that we agree that we will not represent the District or Gov Cap in the event a dispute between them arises out of the Financing.

While you have no obligation to consent to our representation of Gov Cap, we ask that you sign in the space provided below as evidence of the District's (1) express and informed



consent to our representation of Gov Cap on the Financing while representing the District on Other Matters, and (2) waiver of any conflict of interest that such representation may involve. If you desire to discuss this matter further or have any questions, please contact me at (713) 237-1221.

Very truly yours,



Regina D. Adams

The undersigned has read the foregoing, acknowledges its right to seek an opinion of independent counsel, and hereby consents to Radcliffe Bobbitt Adams Polley PLLC's representation of Gov Cap on the Financing while representing the District in relation to Other Matters.

Signed: \_\_\_\_\_

Date: \_\_\_\_\_

Name: \_\_\_\_\_

Title: \_\_\_\_\_

**APPROVED**  
Document approved by Harris County ESD-1  
Board of Commissioners  
By a Majority Vote  
on 3-31-20 (Date)  
  
President of ESD-1      Secretary of ESD-1



## President's Report – HCEC

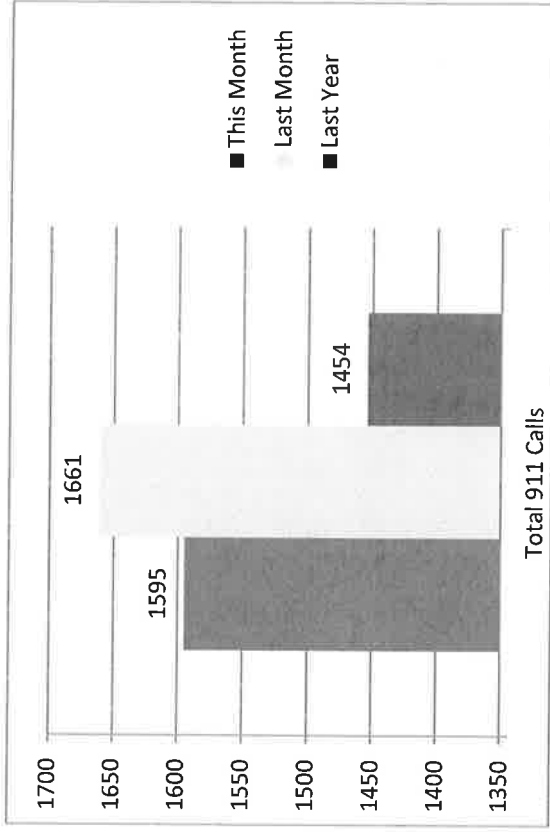
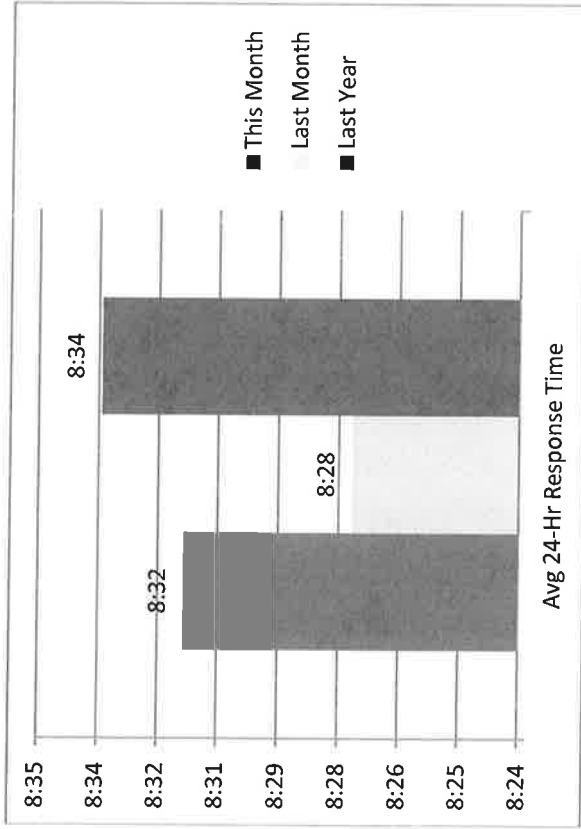
### March 2020 Meeting

- HCEC responded to 1595 911 calls this month, compared to 1661 in the previous month. Our response time is 8:32.
- HCEC is responding well to the COVID-19 pandemic. We have approximately 7 transports per 24 hours which require full PPE.
- We are taking steps to keep our employees safe during COVID including self-monitoring, improved sickness guidelines, and working remote when possible. We also locked down our building and are not allowing visitors.
- HCEC did a live test of the backup dispatch center on 3/26 and it worked well. We dispatched 911 calls for a few hours from that location.
- As of now, we have an adequate supply of PPE. We have already put in requests to acquire more.
- HCEC is having daily operational calls in order to track any trends and to make sure that our employees are being properly supported.

Ambulance Failures: 10 (0 during response/patient care)

Fleet Accident: 0

# HCEC Activity February 2020





Division Harris County Emerg Corps

# 911 STATISTICS REPORT FOR PERIOD 02-01-20 to 02-29-20

3/1/2020 5:21:06 PM Page 1 of 6

## RESPONSE PRIORITY SUMMARY

| TYPE             | Alpha      | Bravo      | Charlie    | Delta      | Echo      | Unspecified | Total       |
|------------------|------------|------------|------------|------------|-----------|-------------|-------------|
| District         | 13         | 15         | 12         | 66         | 18        | 31          | 155         |
| Medic            | 338        | 199        | 298        | 425        | 31        | 304         | 1595        |
| Medical Director |            |            |            | 2          |           | 2           | 4           |
| Supervisor       | 1          | 1          | 1          | 1          |           | 1           | 4           |
| <b>Total</b>     | <b>352</b> | <b>215</b> | <b>310</b> | <b>494</b> | <b>49</b> | <b>338</b>  | <b>1758</b> |

\* All units assigned to a response that went enroute

## OUT OF THE CHUTE RESPONSE AVERAGES AND STATISTICS BY APPARATUS TYPE

| APPARATUS TYPE | ASSIGNED TO ENROUTE | ASSIGNED TO ONSCENE | ENROUTE TO ONSCENE | HOSPITAL TO IN-SERVICE | AVERAGE ONSCENE TIME | AVERAGE INCIDENT TIME |
|----------------|---------------------|---------------------|--------------------|------------------------|----------------------|-----------------------|
| District       | 00:50               | 06:54               | 06:04              | 00:00                  | 00:20:02             | 26:56                 |
| Medic          | 01:14               | 08:32               | 07:18              | 32:06                  | 00:17:47             | 00:17                 |

\* All units assigned to a response that went enroute in district, NO mutual aid responses

## SERVICE LEVEL STATUS CHANGES BY DAY

| Status Level    | 01       | 02       | 03       | 04       | 05       | 06       | 07       | 08       | 09       | 10        | 11       | 12       | 13       | 14       | 15       | 16        | 17       | 18        | 19       | 20       | 21        | 22 | 23 | 24 | 25 | 26         | 27 | 28 | Total |
|-----------------|----------|----------|----------|----------|----------|----------|----------|----------|----------|-----------|----------|----------|----------|----------|----------|-----------|----------|-----------|----------|----------|-----------|----|----|----|----|------------|----|----|-------|
| 2020-02 LEVEL-  | 3        | 2        | 1        | 2        | 1        | 4        | 1        | 4        | 1        | 5         | 3        | 3        | 1        | 1        | 2        | 3         | 1        | 2         | 3        | 1        | 2         | 2  | 2  | 2  | 2  | 2          | 5  | 46 |       |
| 2020-02 LEVEL 0 |          |          |          | 1        |          | 4        |          | 4        |          | 11        | 3        |          |          |          | 10       |           |          |           |          |          |           |    |    |    |    |            | 37 |    |       |
| 2020-02 LEVEL 1 | 4        | 4        | 1        | 4        | 1        | 1        | 1        | 4        | 3        | 3         | 1        | 4        | 4        | 7        | 1        | 3         | 3        | 3         | 2        | 6        |           |    |    |    |    |            | 59 |    |       |
| <b>Totals</b>   | <b>7</b> | <b>6</b> | <b>2</b> | <b>7</b> | <b>2</b> | <b>9</b> | <b>2</b> | <b>9</b> | <b>1</b> | <b>20</b> | <b>9</b> | <b>6</b> | <b>2</b> | <b>5</b> | <b>6</b> | <b>10</b> | <b>2</b> | <b>15</b> | <b>5</b> | <b>9</b> | <b>14</b> |    |    |    |    | <b>142</b> |    |    |       |

## SERVICE LEVEL STATUS CHANGES BY HOUR OF DAY

| Status Level    | 00       | 01       | 02       | 03       | 04        | 05       | 06       | 07       | 08        | 09       | 10        | 11       | 12        | 13       | 14        | 15        | 16       | 17       | 18       | 19         | 20 | 21 | 22 | 23 | Total |
|-----------------|----------|----------|----------|----------|-----------|----------|----------|----------|-----------|----------|-----------|----------|-----------|----------|-----------|-----------|----------|----------|----------|------------|----|----|----|----|-------|
| 2020-02 LEVEL-  | 2        | 2        | 2        | 3        | 2         | 1        | 4        | 3        | 5         | 4        | 3         | 2        | 4         | 3        | 2         | 2         | 2        | 2        | 2        | 4          | 3  | 2  | 2  | 2  | 46    |
| 2020-02 LEVEL 0 |          |          |          | 2        | 3         | 6        | 1        |          | 2         | 3        | 2         | 7        | 2         | 4        | 3         | 1         | 1        |          |          |            |    |    |    |    | 37    |
| 2020-02 LEVEL 1 | 1        | 1        | 2        | 3        | 2         |          | 1        | 5        | 5         | 7        | 3         | 7        | 2         | 3        | 5         | 3         | 6        | 3        |          |            |    |    |    |    | 59    |
| <b>Totals</b>   | <b>1</b> | <b>3</b> | <b>6</b> | <b>8</b> | <b>11</b> | <b>1</b> | <b>2</b> | <b>2</b> | <b>11</b> | <b>8</b> | <b>15</b> | <b>9</b> | <b>17</b> | <b>6</b> | <b>11</b> | <b>11</b> | <b>6</b> | <b>9</b> | <b>5</b> | <b>142</b> |    |    |    |    |       |



Division Harris County Emerg Corps

# 911 STATISTICS REPORT FOR PERIOD 02-01-20 to 02-29-20

3/1/2020 5:21:06 PM Page 2 of 6

## DAILY RESPONSE TOTALS BY APPARATUS TYPE

|                  | 2020/02   | 1         | 2         | 3         | 4         | 5         | 6         | 7         | 8         | 9         | 10        | 11        | 12        | 13        | 14        | 15        | 16        | 17        | 18        | 19        | 20        | 21        | 22        | 23        | 24        | 25        | 26        | 27        | 28        | 29          | Total |
|------------------|-----------|-----------|-----------|-----------|-----------|-----------|-----------|-----------|-----------|-----------|-----------|-----------|-----------|-----------|-----------|-----------|-----------|-----------|-----------|-----------|-----------|-----------|-----------|-----------|-----------|-----------|-----------|-----------|-----------|-------------|-------|
| District         | 5         | 9         | 8         | 7         | 8         | 6         | 6         | 6         | 6         | 6         | 3         | 12        | 6         | 7         | 4         | 5         | 4         | 6         | 4         | 7         | 10        | 7         | 5         | 4         | 10        | 7         | 8         | 5         | 11        | 6           | 192   |
| Medic            | 59        | 56        | 52        | 47        | 53        | 61        | 57        | 72        | 54        | 57        | 47        | 64        | 45        | 57        | 56        | 59        | 69        | 51        | 45        | 47        | 56        | 59        | 49        | 56        | 54        | 70        | 46        | 77        | 64        | 1639        |       |
| Medical Director |           |           |           |           | 1         |           |           |           |           |           |           |           |           |           | 1         |           |           |           |           | 1         | 1         |           |           |           |           |           |           |           |           | 6           |       |
| Supervisor       |           |           |           |           | 1         |           |           |           |           |           |           |           |           |           |           |           | 1         |           | 2         |           |           |           |           |           |           |           |           |           |           | 6           |       |
| <b>Totals</b>    | <b>64</b> | <b>65</b> | <b>60</b> | <b>54</b> | <b>63</b> | <b>67</b> | <b>63</b> | <b>78</b> | <b>60</b> | <b>60</b> | <b>60</b> | <b>59</b> | <b>70</b> | <b>52</b> | <b>62</b> | <b>61</b> | <b>63</b> | <b>76</b> | <b>55</b> | <b>58</b> | <b>63</b> | <b>64</b> | <b>53</b> | <b>66</b> | <b>61</b> | <b>82</b> | <b>51</b> | <b>88</b> | <b>70</b> | <b>1843</b> |       |

\*All units assigned to a response that went enroute

## DAILY RESPONSE TOTALS BY UNIT

|               | 2020/02   | 1         | 2         | 3         | 4         | 5         | 6         | 7         | 8         | 9         | 10        | 11        | 12        | 13        | 14        | 15        | 16        | 17        | 18        | 19        | 20        | 21        | 22        | 23        | 24        | 25        | 26        | 27        | 28        | 29          | Total |
|---------------|-----------|-----------|-----------|-----------|-----------|-----------|-----------|-----------|-----------|-----------|-----------|-----------|-----------|-----------|-----------|-----------|-----------|-----------|-----------|-----------|-----------|-----------|-----------|-----------|-----------|-----------|-----------|-----------|-----------|-------------|-------|
| 9912          |           |           |           |           |           | 1         |           |           |           |           |           |           |           |           |           |           |           |           |           |           |           |           |           |           |           |           |           |           |           |             | 4     |
| CHP1          |           |           |           |           |           |           |           | 1         |           |           | 1         |           | 1         |           |           |           |           |           |           |           |           | 1         |           |           |           |           |           |           |           |             | 8     |
| D90           | 2         | 2         | 6         | 4         | 5         |           |           | 1         | 2         | 2         | 3         | 4         |           | 3         | 3         | 3         | 1         | 4         | 3         | 5         | 2         | 6         | 4         | 3         | 3         | 2         | 1         | 1         | 3         | 5           | 83    |
| D901          | 2         | 7         | 2         | 3         | 2         | 2         | 4         |           | 4         |           | 4         | 8         | 5         | 3         | 1         | 3         |           | 1         | 1         | 6         |           | 6         | 1         | 3         | 3         | 7         | 1         | 6         |           | 75          |       |
| HCMD1         |           |           |           |           |           |           |           |           |           |           |           |           |           |           |           |           |           |           |           |           |           |           |           |           |           |           |           |           |           |             | 4     |
| M91           | 6         | 10        | 6         | 8         | 7         | 8         | 8         | 8         | 7         | 6         | 3         | 7         | 6         | 7         | 7         | 11        | 7         | 6         | 6         | 5         | 8         | 10        | 5         | 6         | 6         | 7         | 5         | 8         | 8         | 202         |       |
| M910          | 6         | 4         | 4         | 3         | 4         | 3         | 3         | 7         | 5         | 4         | 3         | 3         | 2         | 3         | 4         |           | 5         | 3         | 3         | 4         | 5         | 4         | 4         | 4         | 3         | 3         | 4         | 5         | 4         | 105         |       |
| M92           | 7         | 9         | 9         | 8         | 8         | 8         | 8         | 11        | 5         | 7         | 4         | 5         | 3         | 9         | 8         | 10        | 6         | 4         | 8         | 5         | 6         | 6         | 6         | 5         | 5         | 8         | 7         | 8         | 9         | 203         |       |
| M93           | 6         | 8         | 7         | 5         | 7         | 6         | 7         | 9         | 7         | 9         | 10        | 10        | 8         | 6         | 4         | 4         | 8         | 9         | 4         | 3         | 10        | 6         | 6         | 11        | 9         | 7         | 11        | 4         | 8         | 208         |       |
| M930          | 1         |           |           |           |           |           |           |           |           |           |           |           |           |           |           |           |           |           |           |           |           |           |           |           |           |           |           |           |           | 16          |       |
| M94           | 7         | 8         | 6         | 5         | 7         | 5         | 7         | 8         | 7         | 8         | 7         | 6         | 5         | 7         | 2         | 5         | 8         | 6         | 7         | 5         | 4         | 6         | 4         | 7         | 5         | 7         | 7         | 5         | 8         | 180         |       |
| M940          | 5         | 6         | 7         | 4         | 7         | 6         | 7         | 5         | 9         | 5         | 5         | 6         | 4         | 6         | 8         | 6         | 9         | 8         | 5         | 8         | 5         | 5         | 5         | 3         | 7         | 7         | 9         | 6         | 8         | 183         |       |
| M95           | 9         | 4         | 6         | 4         | 7         | 7         | 10        | 10        | 5         | 4         | 3         | 8         | 6         | 5         | 7         | 5         | 7         | 5         | 4         | 7         | 6         | 6         | 7         | 7         | 7         | 4         | 7         | 5         | 8         | 180         |       |
| M96           | 10        | 8         | 8         | 9         | 7         | 9         | 3         | 7         | 8         | 7         | 8         | 10        | 8         | 8         | 4         | 9         | 13        | 4         | 5         | 5         | 8         | 11        | 5         | 3         | 5         | 10        | 5         | 10        | 6         | 213         |       |
| M99           |           |           |           |           |           |           |           |           |           |           |           |           |           |           |           |           |           |           |           |           |           | 1         |           |           |           |           |           |           |           | 2           |       |
| M990          | 2         |           |           |           |           | 5         | 1         | 6         | 1         | 8         | 5         | 5         | 6         | 7         | 3         | 6         | 7         | 7         | 5         | 3         | 4         | 5         | 5         | 7         | 6         | 7         | 4         | 6         | 7         | 128         |       |
| <b>Totals</b> | <b>63</b> | <b>66</b> | <b>61</b> | <b>53</b> | <b>63</b> | <b>64</b> | <b>61</b> | <b>73</b> | <b>60</b> | <b>60</b> | <b>58</b> | <b>60</b> | <b>51</b> | <b>60</b> | <b>59</b> | <b>58</b> | <b>73</b> | <b>55</b> | <b>53</b> | <b>55</b> | <b>64</b> | <b>61</b> | <b>54</b> | <b>63</b> | <b>59</b> | <b>78</b> | <b>48</b> | <b>85</b> | <b>69</b> | <b>1794</b> |       |

\*All units assigned to a response that went enroute



Division Harris County Emerg Corps

911 STATISTICS REPORT FOR PERIOD 02-01-20 to 02-29-20

Table with columns for date (2020/02) and time (01-29) under 'AVERAGE RESPONSE TIME BY UNIT'. Rows include units D90 through M990 and an 'Average' row.

\* All units assigned to a response that went enroute in district, NO mutual aid responses

Table with columns for date (2020/02) and time (01-29) under 'DAILY REFUSAL TOTALS BY UNIT'. Rows include units CS1 through SQ11 and a 'Totals' row.



Division Harris County Emerg Corps

# 911 STATISTICS REPORT FOR PERIOD 02-01-20 to 02-29-20

3/1/2020 5:21:06 PM Page 4 of 6

|              |    | TRANSPORTS BY UNIT |    |    |    |    |    |    |    |    |    |    |    |    |    |    |    |    |    |    |    |    |    |    |    |    |    |    |    |      | Total |
|--------------|----|--------------------|----|----|----|----|----|----|----|----|----|----|----|----|----|----|----|----|----|----|----|----|----|----|----|----|----|----|----|------|-------|
| 2020/02      |    | 01                 | 02 | 03 | 04 | 05 | 06 | 07 | 08 | 09 | 10 | 11 | 12 | 13 | 14 | 15 | 16 | 17 | 18 | 19 | 20 | 21 | 22 | 23 | 24 | 25 | 26 | 27 | 28 | 29   |       |
| M91          | 6  | 7                  | 5  | 3  | 6  | 5  | 8  | 8  | 6  | 7  | 3  | 5  | 3  | 4  | 4  | 10 | 7  | 6  | 3  | 6  | 6  | 6  | 9  | 16 | 8  | 5  | 3  | 3  | 6  | 3    | 171   |
| M910         | 1  | 4                  | 4  | 3  | 8  | 2  | 2  | 1  | 4  | 3  | 1  | 2  | 3  | 3  | 1  | 6  | 2  | 2  | 2  | 2  | 5  | 5  | 12 | 3  | 3  | 2  | 3  | 3  | 3  | 88   |       |
| M92          | 6  | 6                  | 6  | 3  | 11 | 7  | 8  | 8  | 4  | 5  | 3  | 5  | 2  | 5  | 7  | 8  | 8  | 2  | 4  | 5  | 3  | 4  | 19 | 5  | 6  | 7  | 6  | 5  | 7  | 175  |       |
| M93          | 5  | 8                  | 8  | 4  | 6  | 10 | 5  | 8  | 7  | 5  | 11 | 6  | 7  | 6  | 4  | 4  | 11 | 8  | 2  | 3  | 9  | 4  | 7  | 7  | 6  | 14 | 3  | 6  | 4  | 188  |       |
| M930         | 1  |                    |    |    |    |    | 6  | 1  |    |    |    |    |    |    |    |    |    |    |    |    |    |    |    |    |    |    |    |    |    | 17   |       |
| M94          | 6  | 5                  | 5  | 3  | 7  | 4  | 8  | 4  | 5  | 7  | 5  | 7  | 2  | 3  | 8  | 3  | 4  | 2  | 4  | 6  | 4  | 2  | 2  | 4  | 4  | 6  | 4  | 6  | 6  | 136  |       |
| M940         | 3  | 5                  | 6  | 4  | 5  | 7  | 6  | 5  | 8  | 4  | 3  | 3  | 3  | 6  | 6  | 4  | 6  | 5  | 6  | 5  | 5  | 5  | 3  | 4  | 9  | 6  | 5  | 4  | 6  | 147  |       |
| M95          | 7  | 6                  | 6  | 5  | 10 | 5  | 7  | 6  | 2  | 5  | 3  | 4  | 4  | 3  | 6  | 3  | 8  | 5  | 5  | 4  | 5  | 7  | 5  | 5  | 4  | 6  | 6  | 5  | 3  | 150  |       |
| M96          | 8  | 8                  | 7  | 6  | 5  | 6  | 3  | 5  | 6  | 6  | 7  | 6  | 7  | 7  | 4  | 9  | 8  | 4  | 3  | 4  | 8  | 5  | 5  | 3  | 4  | 11 | 5  | 8  | 6  | 174  |       |
| M99          | 2  |                    |    |    |    |    |    |    |    |    |    |    |    |    |    |    |    |    |    |    | 1  |    |    |    |    |    |    |    |    | 2    |       |
| M990         | 45 | 49                 | 47 | 31 | 58 | 56 | 49 | 49 | 42 | 47 | 41 | 41 | 35 | 39 | 43 | 44 | 63 | 42 | 31 | 38 | 48 | 39 | 73 | 42 | 51 | 60 | 37 | 51 | 49 | 1340 |       |
| <b>Total</b> |    |                    |    |    |    |    |    |    |    |    |    |    |    |    |    |    |    |    |    |    |    |    |    |    |    |    |    |    |    |      |       |

## NATURE SUMMARY BY UNIT

| Response Description | Totals |  |  |  |  |  |  |  |  |  |  |  |  |  |  |  |  |  |  |  |  |  |  |  |  |  |  |  |  |
|----------------------|--------|--|--|--|--|--|--|--|--|--|--|--|--|--|--|--|--|--|--|--|--|--|--|--|--|--|--|--|--|
|                      |        |  |  |  |  |  |  |  |  |  |  |  |  |  |  |  |  |  |  |  |  |  |  |  |  |  |  |  |  |

## TRANSPORT DESTINATION SUMMARY BY UNIT

| Transported To | Totals |  |  |  |  |  |  |  |  |  |  |  |  |  |  |  |  |  |  |  |  |  |  |  |  |  |  |  |  |
|----------------|--------|--|--|--|--|--|--|--|--|--|--|--|--|--|--|--|--|--|--|--|--|--|--|--|--|--|--|--|--|
|                |        |  |  |  |  |  |  |  |  |  |  |  |  |  |  |  |  |  |  |  |  |  |  |  |  |  |  |  |  |



**Division** Harris County Emerg Corps

# 911 STATISTICS REPORT FOR PERIOD 02-01-20 to 02-29-20

3/1/2020 5:21:06 PM Page 5 of 6

| Disposition                     | DISPOSITION SUMMARY BY UNIT |            |            |            |           |            |            |            |            |          |            |            |             |  | Total |
|---------------------------------|-----------------------------|------------|------------|------------|-----------|------------|------------|------------|------------|----------|------------|------------|-------------|--|-------|
|                                 | M91                         | M910       | M92        | M93        | M930      | M94        | M940       | M95        | M96        | M99      | M990       | M990       | Total       |  |       |
| Accidental Activation           | 1                           | 2          |            |            |           | 2          |            | 1          |            |          |            | 1          | 7           |  |       |
| Call Cancelled                  | 1                           | 1          |            | 6          |           | 5          | 2          | 4          | 3          |          |            | 2          | 24          |  |       |
| Call Cancelled, No Patient Cont |                             |            | 1          |            |           |            |            |            |            |          |            |            | 1           |  |       |
| Call Complete                   | 168                         | 78         | 173        | 185        | 16        | 152        | 152        | 152        | 180        | 1        | 103        | 103        | 1360        |  |       |
| Call Complete, Call Unfounded   |                             |            |            | 2          |           |            |            |            |            |          |            |            | 2           |  |       |
| Call Out of Territory           |                             | 1          | 1          |            |           |            |            |            |            |          |            |            | 2           |  |       |
| Call Referred                   | 8                           | 2          | 8          | 2          | 2         | 9          | 1          | 11         | 7          |          | 5          | 5          | 55          |  |       |
| Call Unfounded                  | 1                           | 1          | 6          | 2          |           | 9          | 1          | 1          | 2          |          | 3          | 3          | 26          |  |       |
| Clear Hospital                  | 1                           | 2          |            | 1          |           |            |            | 1          |            |          |            |            | 6           |  |       |
| Death on Scene                  | 2                           | 1          | 3          | 5          |           | 4          |            | 1          | 1          |          | 1          | 1          | 17          |  |       |
| Disregard                       | 11                          | 4          | 17         | 9          | 3         | 14         | 14         | 11         | 7          |          | 5          | 5          | 95          |  |       |
| Disregard by Alarm Co           | 3                           |            |            | 1          |           | 1          |            |            |            |          |            |            | 5           |  |       |
| Disregard by Alarm Co           | 1                           |            | 2          | 6          |           | 1          | 1          | 4          | 5          |          | 1          | 1          | 21          |  |       |
| Fire - Call Complete            |                             |            |            | 1          |           |            |            |            |            |          |            |            | 1           |  |       |
| Fire - False Alarm, No Medical  |                             | 2          | 2          |            |           |            |            | 2          |            |          |            |            | 6           |  |       |
| Fire - Fire Extinguished        |                             | 2          | 2          |            |           | 1          | 1          | 2          |            |          |            |            | 6           |  |       |
| Fire - Settled at Scene         |                             |            |            |            |           | 1          | 1          | 2          |            |          |            |            | 4           |  |       |
| No Medical                      | 4                           | 1          | 8          | 5          | 1         | 8          | 5          | 2          | 8          |          | 2          | 5          | 44          |  |       |
| No Patient Contact              |                             | 1          |            | 2          |           | 1          | 7          |            |            |          |            |            | 16          |  |       |
| Patient Gone on Arrival         | 1                           | 1          |            | 1          |           |            | 2          |            |            |          |            |            | 5           |  |       |
| PR Rounds                       |                             |            |            |            |           |            |            |            |            |          |            |            | 1           |  |       |
| Public Assist Only              |                             |            |            |            |           |            |            |            |            |          |            |            | 1           |  |       |
| Refusal AMA                     | 46                          | 30         | 30         | 22         | 3         | 26         | 32         | 37         | 31         |          | 30         | 30         | 287         |  |       |
| Refusal Parental                | 4                           |            | 3          | 1          |           | 4          | 2          | 3          | 3          |          |            |            | 20          |  |       |
| Standby / Tactical Team         | 1                           | 1          |            |            |           |            |            |            |            |          |            |            | 2           |  |       |
| Test Call                       |                             |            |            |            |           |            |            |            |            |          |            | 1          | 1           |  |       |
| Transported                     |                             | 2          | 1          | 2          | 2         | 2          | 2          | 229        | 250        | 2        | 159        | 159        | 8           |  |       |
| <b>Totals</b>                   | <b>253</b>                  | <b>130</b> | <b>261</b> | <b>253</b> | <b>25</b> | <b>240</b> | <b>220</b> | <b>229</b> | <b>250</b> | <b>2</b> | <b>159</b> | <b>159</b> | <b>2022</b> |  |       |

## NO TRANSPORT DISPOSITION SUMMARY BY UNIT

| Disposition   | DISPOSITION SUMMARY BY UNIT |            |            |            |           |            |            |            |            |          |            |            |             |  | Total |
|---------------|-----------------------------|------------|------------|------------|-----------|------------|------------|------------|------------|----------|------------|------------|-------------|--|-------|
|               | M91                         | M910       | M92        | M93        | M930      | M94        | M940       | M95        | M96        | M99      | M990       | M990       | Total       |  |       |
| <b>Totals</b> | <b>253</b>                  | <b>130</b> | <b>261</b> | <b>253</b> | <b>25</b> | <b>240</b> | <b>220</b> | <b>229</b> | <b>250</b> | <b>2</b> | <b>159</b> | <b>159</b> | <b>2022</b> |  |       |





**Division** Harris County Emerg Corps

# 911 STATISTICS REPORT FOR PERIOD 02-01-20 to 02-29-20

3/1/2020 5:21:06 PM Page 6 of 6

## MUTUAL AID PROVIDED BY YOUR DISTRICT

| Incident ID  | Date       | Time     | Unit | Problem                     | Provided To          | Map       | Call Disposition |
|--------------|------------|----------|------|-----------------------------|----------------------|-----------|------------------|
| 20-02-046934 | 02/02/2020 | 13:23:53 | M93  | 32B1 UNKNOWN PROBLEM        | CC-Cypress Creek EMS | 369C      | CALL UNFOUNDED   |
| 20-02-050883 | 02/03/2020 | 13:20:42 | M95  | 29B1 MOTOR VEHICLE ACCIDENT | CC-Cypress Creek EMS | 371H      | REFUSAL AMA      |
| 20-02-051182 | 02/04/2020 | 08:49:16 | M93  | CARDIAC                     | CC-Cypress Creek EMS | 370W      | CALL COMPLETE    |
| 20-02-05264  | 02/04/2020 | 18:11:12 | M910 | 29D07 MVA UNCONSCIOUS       | CC-Cypress Creek EMS | 329T      | DISREGARD        |
| 20-02-05296  | 02/04/2020 | 23:30:00 | M93  | MEDICAL CALL                | CC-Cypress Creek EMS | 370K      | REFUSAL AMA      |
| 20-02-05442  | 02/05/2020 | 19:58:57 | M94  | 1C05 MEDICAL CALL           | Atascocita FD        | 337X      | CALL COMPLETE    |
| 20-02-05702  | 02/07/2020 | 13:47:22 | M95  | HEADACHE                    | CC-Cypress Creek EMS | 372C      | CALL COMPLETE    |
| 20-02-05740  | 02/07/2020 | 19:05:35 | M91  | RESPIRATORY                 | CC-Cypress Creek EMS | 333B      | CALL COMPLETE    |
| 20-02-05753  | 02/07/2020 | 21:10:00 | M94  | ASSAULT                     | HC-Agency Unknown    | 375D      | CALL COMPLETE    |
| 20-02-06498  | 02/12/2020 | 21:20:00 | M95  | 12A02 SEIZURES              | CC-Cypress Creek EMS | 372C      | CALL REFERRED    |
| 20-02-06595  | 02/13/2020 | 17:13:04 | M940 | MEDICAL CALL                | Atascocita FD        | 335V      | CALL COMPLETE    |
| 20-02-06866  | 02/15/2020 | 16:14:14 | M94  | DIABETIC PROBLEMS           | HC-Agency Unknown    | 335R      | CALL COMPLETE    |
| 20-02-07165  | 02/17/2020 | 17:28:40 | M95  | 5C04 MEDICAL CALL           | CC-Cypress Creek EMS | 371M      | CALL COMPLETE    |
| 20-02-07215  | 02/17/2020 | 23:19:00 | M92  | ASSAULT                     | HC-Agency Unknown    | 414F      | CALL COMPLETE    |
| 20-02-07460  | 02/19/2020 | 18:28:57 | M940 | FALLS                       | CC-Cypress Creek EMS | 332V      | CALL COMPLETE    |
| 20-02-07565  | 02/20/2020 | 14:44:50 | M910 | 26C02 MEDICAL CALL          | HC-Agency Unknown    | NOT FOUND | CALL COMPLETE    |
| 20-02-08196  | 02/24/2020 | 17:23:58 | M95  | MEDICAL CALL                | CC-Cypress Creek EMS | 292Z      | REFUSAL AMA      |
| 20-02-08329  | 02/25/2020 | 12:43:13 | M93  | HEADACHE                    | CC-Cypress Creek EMS | 371M      | CALL COMPLETE    |
| 20-02-08390  | 02/25/2020 | 17:18:24 | M95  | 30B1 INJURED PARTY          | CC-Cypress Creek EMS | 333J      | CLEAR HOSPITAL   |
| 20-02-08633  | 02/27/2020 | 00:42:21 | M95  | MVA WITH ROLLOVER           | CC-Cypress Creek EMS | 333K      | CALL COMPLETE    |
| 20-02-08677  | 02/27/2020 | 12:30:48 | M93  | FULL ARREST                 | CC-Cypress Creek EMS | 371M      | DEATH ON SCENE   |
| 20-02-08784  | 02/28/2020 | 08:05:42 | M91  | MEDICAL CALL                | CC-Cypress Creek EMS | 332U      | REFUSAL AMA      |
| 20-02-08834  | 02/28/2020 | 21:53:14 | M96  | 10D04 CARDIAC               | HC-Agency Unknown    | NOT FOUND | CALL COMPLETE    |

**Total Mutual Aid Responses Provided By Your District: 23**

## MUTUAL AID PROVIDED TO YOUR DISTRICT

\*\* None Received \*\*